

27039

**1999 MIAMI
DOLPHIN MEDIA
GUIDE**

1999 MEDIA GUIDE

INDEX

- A -	
All-Time Leaders.....	423-433
All-Time Roster/Where They've Come From.....	556-568
All-Time Dolphins Won-Lost Records.....	343-344
Administrative Staff Biographies.....	13-15
Assistant Coaches/Football Staff Biographies.....	16-40
Attendance, Distributed, Actual and Paid.....	467-468
Attendance, Season Tickets and Preseason.....	468
- C -	
Cheerleaders.....	42
Covering the Dolphins.....	599-600
Credits.....	Inside Front Cover
- D -	
Dolphins Are Best.....	55-56
Dolphins Directory.....	3-4
Dolphins Name.....	41
Dolphins = Winners.....	56-58
Dolphins on the Air.....	596-598
Dolphins on the Internet.....	601
Dolphins Training Center.....	51-52
Dolphins vs. the NFL.....	339-343
Draft, All-Time (1966-99).....	572-578
Draft, All-Time By Position.....	578
Draft, First Round By Positions.....	579
- F -	
Free Agents.....	583-584
- G -	
Game-By-Game Starters, 1998.....	318-319
Game-By-Game Statistics, 1998.....	311-316
Game-By-Game Summaries, 1998.....	320-335
Games Played-Started-Did Not Play, 1998.....	318-319
Game Status, 1998.....	317
- H -	
Hall of Fame, Dolphins In.....	547-555
Historical Highlights.....	469-489
Honors.....	536-541
How Miami Was Built.....	294
H. Wayne Huizenga Biography.....	5
- J -	
Jimmy Johnson Biography.....	6-12
- L -	
Largest Comebacks.....	462
Largest Crowds, Home and Road.....	466
Largest Margins, Victory and Defeat.....	463
Last Time.....	452-454
League Leaders.....	543-544
- M -	
Media Information.....	600-601
Medical Glossary.....	602-606
- N -	
NFL Instant Replay.....	606-607
Numbers, Dolphins By The.....	569-572
- O -	
Opponents, 1999.....	587-595

Orange Bowl	462
Outstanding Performances, Dolphins	436-441
Outstanding Performances, Opponents	447-452
Overtime, Dolphins In	461-462

- P -

Performance Awards	544-546
Plan B	582-583
Player Biographies	
Veterans	59-282
Draft Choices	282-289
Free Agents	290-294
Players of the Week & Month, AFC/NFL	542
Playoff History	496-524
Playoff Leaders, All-Time	533-536
Playoff Records, Dolphins Individual	524-528
Playoff Records, Dolphins Team	528-531
Playoff Records, Opponents	531-532
Playoff Statistical Bests, 1998	493-495
Playoff Statistics, 1998 Defensive	492
Playoff Statistics, 1998 Dolphins	489-491
Playoff Statistics, 1998 Special Teams	492
Preseason, All-Time Results	353-356
Preseason, Miami In	344
Preseason Statistics, 1998	345-348
Preseason Game-By-Game Summaries	349-352
Prime Time Dolphins	464-466
Pro Bowl Selections	538
Pro Player Stadium	43-51
Pro Player Stadium Parking Map	608
Pronunciation Guide	347

- R -

Rankings, 1998 Team	310
Record, Home and Away	463-464
Record, Month-By-Month	464
Records, Dolphins Individual	400-414
Records, Opponents Individual	442-446
Records, Team	415-422
Retired Jersey #12	556
Roster Moves, 1998-99	336-339
Roster, 1999 First-Year	298-299
Roster, 1999 Numerical	295
Roster, 1999 Positional	300
Roster, 1999 Veterans	296-297

- S -

Schedule, 1999 Dolphins	Inside Front Cover
Schedule, 1999 NFL	585-586
Season Leaders, Top Twenty	433-436
Service, Length of	568-569
Don Shula Biography	547-551
Statistical Bests, 1998	305-309
Statistics, 1998 Defensive	304
Statistics, 1998 Dolphins	301-303
Statistics, 1998 Special Teams	305

- T -

T.D. Biography	41
Ticket Information	Inside Back Cover
Top Tens, Opponents	447
Trades (1966-99)	579-582

- W -

Warmest/Coldest Games	367
What To Look For in 1999	53-54

- Y -

Year-By-Year Leaders	454-459
Year-By-Year, Offense and Defense	459-460
Year-By-Year Scores	356-367
Year-By-Year Statistics (1966-97)	368-399

DOLPHINS DIRECTORY

ADMINISTRATIVE OFFICE

7500 S.W. 30th St.
Davie, FL 33314
(954) 452-7000

PRO PLAYER STADIUM/ TICKET OFFICE

2269 N.W. 199th St.
Miami, FL 33056
(888) FINS-TIX

MANAGEMENT

Owner/Chairman of the BoardH. Wayne Huizenga
President/Chief Operating OfficerEddie J. Jones
General ManagerJimmy Johnson
Vice President-AdministrationBryan Wiedmeier
Vice President-FinanceJill R. Strafai

BOARD OF DIRECTORS

Vice-ChairmanDonald F. Shula
Board Members.....Wayne Huizenga, Jr., Ray Huizenga, Pam Huizenga-Van Hart,
Harry Huizenga, Harris W. Hudson, Robert Henninger,
Richard C. Rochon

COACHING STAFF

Head CoachJimmy Johnson
Assistant Head CoachDave Wannstedt
KickingDoug Blevins
Offensive LinePaul Boudreau
Offensive CoordinatorKippy Brown
Running BacksJoel Collier
Wide ReceiversRobert Ford
Strength & ConditioningJohn Gamble
Defensive LineCary Godette
Defensive Coordinator/LinebackersGeorge Hill
Tight EndsPat Jones
Defensive Nickel PackageBill Lewis
Offensive LineRich McGeorge
SecondaryMel Phillips
Assistant Strength & ConditioningBrad Roll
QuarterbacksLarry Seiple
Defensive AssistantRandy Shannon
Special TeamsMike Westhoff
Executive Assistant to Head CoachAnne Rodriguez
Secretary/CoachesKeri Seiple-Rumaner

PLAYER PERSONNEL

Director of Football OperationsBob Ackles
Director of Pro PersonnelTom Heckert
Director of College ScoutingTom Braatz
Regional ScoutsMike Cartwright, Tom Heckert, Jr.,
Ron Labadie, Jeff Smith
Regional Scout (BLESTO)Jere Stripling
Scouting AssistantAnthony Hunt
Pro Personnel AssistantNate Sullivan
Executive Assistant/Football OperationsGail Baldwin

ATHLETIC TRAINING/MEDICAL STAFF

Head Athletic TrainerKevin O'Neill
Associate Athletic Trainer & Director of RehabilitationRyan Vermillion
Assistant Athletic TrainerTroy Maurer
Team Physician & Orthopedic ConsultantDr. John Uribe
Team Physician & Orthopedic ConsultantDr. Daniel Kanell
Team Physician & Orthopedic ConsultantDr. George Caldwell
Team InternistsDr. Gerald Kuykendall, Dr. Frank Finlon
Team DentistDr. Robert Brody
Team Eye CareDr. Robert Davis, Dr. James Morris

EQUIPMENT

Equipment Manager.....Tony Egues
Assistant Equipment Managers.....Joe Cimino, Charlie Thiele

VIDEO

Video Director.....Dave Hack
Video Assistant.....Bob Hack

SECURITY

Team Security Investigator.....Stuart Weinstein

ADMINISTRATION AND OPERATIONS

Senior Director-Information Technology.....Burt Gilner
Director of Information Technology.....Tery Howard
Director of Publications.....Scott Stone
Director of Operations.....Dave O'Connor
Director of Records & Archives.....Kristin Hingston
Director of Engineering and Maintenance.....John Davis
Staff Counsel.....Matt Thomas
Accounting Manager.....Betsy Reuther
Senior Accountant.....Craig Heil
Payroll.....Doris Young
Bookkeeper.....Elaine Benjamin
Network Manager/Systems Support Specialist.....Joe Curbelo
Publications Assistant.....Rodney Wood
Grounds Superintendent.....Casey Gifford
Operations Assistant.....Sean Todd
Facility Operations.....Al Streetzel, Craig Ferguson, Edwin Lamour
Facility Security.....Hazel Marslett, Al Bahoot, Chuck Duell
Executive Assistants.....Joan Buetel, Janice Garske, Donna Bush, Diane L. Morales
Records Manager.....Carole Hough
Office Services.....Arlene Brower, Marie Campbell
Mail Clerk.....Mark Leone
Receptionists.....Diana Chaplow, Ruby Debnam
Team Photographer.....Dave Cross

TICKET OPERATIONS

Vice President-Ticket Sales and Operations.....Bill Galante
Ticket Operations Directors.....Daniel Katz, Andy Major
Ticket Operations Manager.....Dave Saifman
Ticket Operations Supervisors.....Kristi Mahan, Ivan Marin, Janeen Medler

MEDIA RELATIONS

Vice President-Media Relations.....Harvey Greene
Media Relations Coordinator.....Neal Gulkis
Media Relations Assistant.....Seth Levit
Executive Assistant.....Gayle Baden

MARKETING AND SPECIAL EVENTS

Vice President-Sales and Marketing.....Bob Reif
Senior Director-Marketing.....David Evans
Director of Cheerleaders.....Dorie Grogan
Assistant Director of Marketing.....Marc Budine
Director of Special Events.....Rhett Ticconi
Marketing Representative.....Ray Huizenga
Fan Club Coordinator/Promotions Assistant.....Jeff Griffith
Youth Coordinator/Promotions Assistant.....Willis Whalen
Mascot Coordinator.....Bill Bant
Cheerleader Assistant.....Darlayna Campbell
Executive Assistant.....Trudy Champagne Degen
Secretary/Marketing-Special Events.....Selene Dudot

COMMUNITY AND ALUMNI RELATIONS

Director of Community and Alumni Relations.....Maraleen "Fudge" Browne
Administrative Assistant.....Jeanne Beach
Community Relations Senior Assistant.....Matthew Eskolin
Community Relations Assistant.....Quintin Taylor



H. WAYNE HUIZENGA

Owner/Chairman of the Board

NFL: Tenth Season
Dolphins: Tenth Season
Born: December 29, 1937



H. Wayne Huizenga began his active involvement in South Florida sports on March 7, 1990, when he purchased 15% of the Miami Dolphins and a 50% interest in Joe Robbie Stadium, now called Pro Player Stadium. That involvement was finalized on January 24, 1994, when he acquired the remaining 85% of the Dolphins and the additional 50% of the stadium, leaving him with 100% ownership of both the team and the stadium.

Mr. Huizenga is Chairman and Co-C.E.O. of AutoNation, Inc., the nation's largest automotive retailer. He is also Chairman of the Board of Republic Services, a non-hazardous solid waste collection company, Extended Stay America and Florida Panthers Holdings, Inc., a leisure-time, recreation, sports and entertainment company that owns the National Hockey League's Florida Panthers and resort properties.

He is also Chairman of Huizenga Holdings, Inc., and is the sole or majority owner of several service businesses. He has numerous real estate interests throughout Florida that include office buildings, warehouses, shopping centers and underdeveloped properties as well as the Marriott's Harbor Beach Resort Hotel. He was responsible for bringing major league baseball to South Florida in 1993, and under his direction the Florida Marlins won the World Series in 1997.

Previously, Mr. Huizenga was Vice Chairman of the Board of Viacom, Inc. and Chairman of the Board and Chief Executive Officer of Blockbuster Entertainment Corporation.

In January, 1971, Mr. Huizenga co-founded Waste Management, Inc. (now WMX Technologies, Inc.) which today is the world's largest waste collection and disposal company. He served as President, Chief Operating Officer, Vice Chairman, and Director. Mr. Huizenga resigned from the company in May, 1984 to pursue other business interests.

Mr. Huizenga then directed Blockbuster Entertainment Corporation into a position of world leadership in the video rental industry, serving communities in all 50 states and 26 countries. In 1994, Blockbuster Entertainment Corporation was sold to Viacom for \$8.5 billion.

Business and academic groups have honored Mr. Huizenga seven times as "Entrepreneur of the Year," including the 1995 award given by Success Magazine. He is a five-time recipient of Financial World Magazine's "CEO of the Year" and was named the 1993 "Business Leader of the Year" by Georgetown University's Business School.

Among his other awards are the Horatio Alger Award in 1992, and the Gordon Grand Fellow Award, the highest non-academic award that Yale University bestows. Mr. Huizenga also received the Fort Lauderdale Sun-Sentinel's 1989 Excalibur Award for Business leadership. He was inducted into the Video Hall of Fame in 1991 and named Time-Billboard Magazine's "Man of the Year" in 1990 for his contributions to the growth and development of the video retail industry. In 1996, he was inducted into the Florida Sports Hall of Fame and the Greater Miami Sports Hall of Champions.

Mr. Huizenga's community involvement honors include the 1994 "Humanitarian of the Year" by the National Conference of Christians and Jews. In addition, he and his wife, Marti, were recognized as "Outstanding Philanthropists of the Year" by the Greater Broward/Fort Lauderdale chapter of the National Society of Fund Raising Executives. He was also honored by the Fort Lauderdale NAACP for his contributions to its programs. His effort to help build a homeless center in Ft. Lauderdale was recognized when he was awarded the Private Sector Award in 1999 by the National Alliance to End Homelessness. Mr. Huizenga sits as a board member of many civic organizations, including the Florida Council of 100, the Broward Economic Development Board, the Salvation Army of Broward County, the Boys and Girls Club of Broward County, and is the immediate past Chairman of the Florida Council on Economic Education.

Mr. Huizenga, 61, and wife Marti live in Fort Lauderdale. They have four children: Wayne, Jr., Ray, Scott, and Pam, and four grandchildren, Savannah, Wayne III, Shelby, and Chloe.



JIMMY JOHNSON

General Manager/Head Coach

Born: July 16, 1943

College: Arkansas

NFL: Ninth Season

Dolphins: Fourth Season



Jimmy Johnson was named General Manager/Head Coach of the Miami Dolphins on January 11, 1996, signing a four-year contract. He became the third head coach in club history, joining George Wilson (1966-69) and Don Shula (1970-95). Johnson subsequently signed a one-year extension through the 2000 season on April 18, 1998.

In 1998, the Dolphins posted a 10-6 record and qualified for the NFL playoffs for the second straight year. They then defeated the Buffalo Bills 24-17 in an AFC First-Round Playoff game before being eliminated by the Super Bowl champion Denver Broncos in the AFC Divisional Playoffs. It marked the first time the Dolphins advanced to the Divisional round in the playoffs since the 1994 season, and it was the fifth time in Johnson's eight seasons as an NFL head coach that his team qualified for the playoffs. The Dolphins also have improved their record every year under Johnson (from 8-8 in 1996 to 9-7 in 1997 and 10-6 last year), and only two other teams in the league (the Atlanta Falcons and the New York Jets) have improved their record each of the last two seasons.

In addition, under Johnson's leadership, the Dolphin defense in 1998 gave up the fewest points in the NFL, the first time Miami's defense led the NFL in fewest points allowed since 1983. The Dolphins also finished with a positive turnover ratio (+8) for the third straight season under Johnson, a feat they failed to accomplish even once in the previous 11 years (1985-95) before his arrival. In fact, the Dolphins' +27 ratio over the past three seasons is the second best in the NFL, behind only the San Francisco 49ers' +34 turnover ratio.

In 1997, his second season in Miami, Johnson led the Dolphins into the playoffs with a 9-7 record. Johnson's Dolphins made the playoffs despite having 14 players undergo a total of 15 surgeries, while three other players suffered broken bones. In all, seven players were placed on Injured Reserve and the club's top five draft choices in 1997 all suffered significant injuries that limited or ended their availability for the season, and still Johnson guided Miami into postseason play.

In 1996, Johnson's first year as Head Coach of the Dolphins, it did not take him long to make an impact. He took over a team that was one of the oldest in the league, and with an infusion of rookies, laid the foundation for success in the future.

The average age of Johnson's 22 starters in his first season with the Dolphins was 25.7 years old, making the Dolphins the youngest team in the NFL. Johnson channeled the youthfulness into aggression on both sides of the football, as the Dolphins recorded their first positive turnover ratio (+12) since 1984. He established a commitment to run the ball, and that determination produced the Dolphins' first 1,000-yard rusher (Karim Abdul-Jabbar) since 1978. In addition, en route to an 8-8 season, the Dolphins finished strongly by winning their last two games and proved more than competitive in the AFC East, going 6-2 in the division with sweeps of the Buffalo Bills (for the first time since 1986) and the New York Jets.

Prior to joining the Dolphins, Johnson spent the 1995 and 1994 seasons as an NFL analyst for FOX Sports and for HBO Sports. Before that, he built one of the most successful coaching records in football on both the professional and collegiate levels. He is one of only three active coaches who has led a team to two Super Bowl titles (the other two are the Jets' Bill Parcells, who won a pair of championships with the Giants, and Mike Shanahan, who guided the Broncos to wins in the last two Super Bowls). In addition, Johnson became the first, and one of only two head coaches ever in football history, to win both a Super Bowl title and a national collegiate championship. He has developed and maintained winning programs everywhere he has been as a head coach.

Johnson served as Head Coach of the Dallas Cowboys from 1989 through 1993, and during that time, he became only the fourth man in NFL history to coach consecutive Super Bowl winners, winning Super Bowl XXVII in 1992, and following that with a victory in Super Bowl XXVIII in 1993. His 1992 Super Bowl win made Johnson the first coach in football history to

win both a Super Bowl title and a major college football championship (University of Miami - 1987).

In his five years in Dallas, Johnson led the Cowboys to two NFL championships, with their first title in 1992 coming just three years after the franchise produced a 1-15 mark in 1989. In all four years that followed Johnson's initial season with the Cowboys, he was named the NFL Coach of the Year by at least one national news media outlet. In addition, Johnson's post-season winning percentage of .727 (8-3) is the third best in NFL history among coaches with five or more post-season wins, behind only Vince Lombardi's mark of .900 (9-1), and Mike Shanahan's percentage of .875 (7-1).

Since the start of the 1990 season, Johnson's clubs in Dallas and Miami have compiled an overall record of 78-45 (.634), going 70-42 (.625) in the regular season and 8-3 in the playoffs. Even more impressive, starting on November 24, 1991, the Cowboys won 37 of their last 45 games overall (.822) under Johnson before he left the team on March 29, 1994. In addition, during those years, Johnson's teams played their best football at the end of the season when championships are decided, as the Cowboys posted a record of 20-4 (.833) in December and January from 1990-93, the best mark in the NFL for those two months in that time span. Overall in Dallas and Miami since 1989, Johnson has a mark of 26-16 (.619) in December and January. Johnson also has claimed at least one victory over 13 of the 14 NFC teams he has faced since 1990, and additionally he is 34-19 in his last 53 games against AFC opponents, including 11-3 in his last 14 contests versus the AFC while coaching the Cowboys.

In 1992, Johnson's first NFL championship team set a Cowboy club record for most regular season victories with 13 (13-3), while also establishing a new team standard for most overall wins (16). He did that with the NFL's youngest team that season, utilizing a roster that averaged 25.6 years of age per man. The Dallas defense was ranked No. 1 in the NFL, while the offense exploded for an average of 37 points per game in its last five contests.

In 1993, en route to a second straight Super Bowl win, Johnson's Cowboys were the only team in the league to be ranked in the top 11 in all six of the NFL's major statistical offensive and defensive categories, and established a new club record by surrendering an NFL-low six interceptions, while again fielding one of the youngest teams in the league.

During Johnson's tenure in Dallas, in addition to his coaching success, his ability to evaluate talent played a key role in his personnel decisions that rebuilt the Cowboys from the worst team in the league into Super Bowl champions. His five drafts produced 17 players who would eventually become starters on one or more of the three Cowboys' Super Bowl championship teams of the 1990s, and nine of those picks would go on to make the Pro Bowl (Troy Aikman, Daryl Johnston, Mark Stepnoski, Emmitt Smith, Russell Maryland, Erik Williams, Leon Lett, Darren Woodson, and Tony Tolbert). In addition to his draft success, Johnson engineered 55 trades of players and/or draft picks during that time and those trades, coupled with free agent signings, added seven other eventual Super Bowl starters, including three more Pro Bowl performers (Jay Novacek, Thomas Everett, and Charles Haley), to the Cowboy roster. In all, during his tenure in Dallas, Johnson brought in 24 players who started in either Super Bowl XXVII, Super Bowl XXVIII, or Super Bowl XXX, and 12 Pro Bowl performers to the Cowboy team he inherited in 1989.

Johnson has continued that same draft-day success with the Dolphins. Eight players that Johnson drafted in 1996 started at least one game for the Dolphins that season, with six of them earning full-time starting positions by the end of the year (Abdul-Jabbar and Stanley Pritchett on offense and Shane Burton, Daryl Gardener, Zach Thomas, and Shawn Wooden on defense). Five other starters were acquired by Johnson either by trades or as free agents. Johnson followed that same formula for success during the 1997 off-season, using the draft to add quality players to the team. He started draft-day in 1997 with ten selections, but by the time the draft was concluded he added a total of 14 draft picks to the roster through two trades. He used that draft to add three more starters to the team (Jason Taylor, Derrick Rodgers, and Sam Madison). Johnson again was active in 1998, turning seven draft choices into ten selections through four trades, including three on draft day, to add rookies Kenny Mixon, Lorenzo Bromell, John Avery, and Patrick Surtain. In 1999, he was able to transform five draft choices into eight selections through four draft-day trades.

Overall in his four drafts with Miami, Johnson has parlayed 30 original draft choices into a total of 44 picks through a series of 12 trades involving draft choices, including 11 on draft day. Since joining the Dolphins, Johnson has revamped the Dolphins to such an extent that only nine players remain on the roster he inherited in 1996.

Before moving to the NFL, Johnson achieved similar success in the college ranks. At the University of Miami (1984-88) Johnson led the Hurricanes to a 52-9 record, including a 44-4 mark over the final four seasons. His Hurricane teams also captured two Orange Bowl titles, a national championship in 1987 and two No. 2 finishes (1986, 1988). Only a combined five-

point difference in two losses separated Miami from three straight 12-0 seasons from 1986-88.

During Johnson's reign, the Hurricanes were 21-9 against teams that were ranked in the Top 20, and 5-0 against preseason No. 1 clubs. They avoided upsets, putting together an unblemished 31-0 mark versus unranked teams. They won 36 straight regular season games from 1985-88, the fifth longest streak in NCAA history, and they won 20 consecutive road games from 1984-88.

Johnson had 14 of his Hurricane players go on to become first-round NFL draft choices, while also coaching Heisman Trophy winner Vinny Testaverde (1986) as well as nine players who would become Pro Bowl performers in the NFL (Eddie Brown, Jerome Brown, Brian Blades, Michael Irvin, Bennie Blades, Cortez Kennedy, Russell Maryland, Leon Searcy, Testaverde).

In recognition of his accomplishments with the Hurricanes, Johnson was inducted into the school's Sports Hall of Fame on March 30, 1996. He was also recognized for his achievements with the Hurricanes, as well as the Dolphins, when he was voted into the State of Florida Sports Hall of Fame on April 27, 1998.

In his first head coaching job, Johnson took over a losing program at Oklahoma State in 1979 and brought it to national prominence, compiling a 29-24-2 record in five seasons, including two bowl appearances. Johnson was named Big Eight Coach of the Year following his first season.

Before becoming a head coach, Johnson spent 14 years as an assistant coach in the collegiate ranks. He began his coaching career on the defensive line at Louisiana Tech in 1965. When an assistant's job fell through at Florida State in 1966, Johnson spent the year as an assistant coach at Picayune High School in Mississippi.

He resumed his college coaching career one year later in 1967 as Wichita State's defensive line coach. In 1968 he became a 25-year-old defensive coordinator when Johnny Majors, an Arkansas assistant when Johnson played there, brought him to Iowa State.

After two years at Iowa State, Johnson moved to Chuck Fairbanks' Oklahoma staff (1970-72) as defensive line coach. He returned to Arkansas in 1973 for a four-year tenure as his alma mater's defensive coordinator under his college coach, Frank Broyles.

In 1977, Johnson went to Pittsburgh as assistant head coach and defensive coordinator, directing one of college football's all-time great defenses for two years. Johnson's 14-year career as an assistant came to an end in 1979 when he took over the rebuilding mission at Oklahoma State.

Johnson also proved to be as successful in his two years in the broadcast booth as he was on the football field. While an analyst for FOX, Johnson was named as one of five finalists for the 1995 Sports Emmy Award for outstanding analysis, covering broadcasters from every sport who served as game color commentators or studio analysts.

A native Texan, James William Johnson was born on July 16, 1943 in Port Arthur, on Texas' Gulf Coast, where he earned all-state football honors at Jefferson High School as a two-way lineman.

Despite his relatively small size, Johnson became an All-Southwest Conference defensive lineman at Arkansas and helped lead the Razorbacks to the 1964 national championship. A three-year letterman, Johnson was named to Arkansas' All-Decade Team of the 1960s. He graduated from Arkansas with a degree in psychology. The State of Arkansas honored Johnson for his accomplishments on both the collegiate and professional levels by inducting him into the State's Hall of Fame on February 20, 1998. He was also honored for his accomplishments by his alma mater, being inducted into the University of Arkansas Hall of Fame on October 8, 1999.

In addition to Johnson's responsibilities with the Dolphins, he also is involved with charitable activities in South Florida. He serves as the Chairman of the Miami Dolphins Fishing Tournament, which benefits the Cystic Fibrosis Foundation. He also heads the Jimmy Johnson "I Have a Dream" Foundation Golf Classic at Williams Island, which raises funds to encourage inner city children to remain in school by offering tutoring and other academic services.

Johnson and his girlfriend Rhonda Rookmaaker reside in Miami, Florida. He has two sons, Brent, an attorney, and Chad, an account executive for Paine Webber.

JOHNSON'S CAREER RECORD

YEAR	TEAM	W	L	T	PCT.	POST SEASON (RECORD)
1979	Oklahoma State	7	4	0	.636	
1980	Oklahoma State	4	7	0	.364	
1981	Oklahoma State	7	5	0	.583	Independence Bowl (L)
1982	Oklahoma State	4	5	2	.455	
1983	Oklahoma State	8	4	0	.667	Bluebonnet Bowl (W)
1984	Univ. of Miami	8	5	0	.615	Fiesta Bowl (L)
1985	Univ. of Miami	10	2	0	.833	Sugar Bowl (L)
1986	Univ. of Miami	11	1	0	.917	Fiesta Bowl (L)
1987	Univ. of Miami	12	0	0	1.000	Orange Bowl (W)
1988	Univ. of Miami	11	1	0	.917	Orange Bowl (W)
1989	Dallas Cowboys.....	1	15	0	.063	
1990	Dallas Cowboys.....	7	9	0	.438	
1991	Dallas Cowboys.....	11	5	0	.688	NFC Divisional Playoffs (1-1)
1992	Dallas Cowboys.....	13	3	0	.813	Super Bowl Champions (3-0)
1993	Dallas Cowboys.....	12	4	0	.750	Super Bowl Champions (3-0)
1996	Miami Dolphins	8	8	0	.500	
1997	Miami Dolphins	9	7	0	.563	AFC Wild Card (0-1)
1998	Miami Dolphins	10	6	0	.625	AFC Divisional Playoffs (1-1)

	REGULAR SEASON				ALL GAMES			
	W	L	T	PCT.	W	L	T	PCT.
Oklahoma State	29	24	2	.545	30	25	2	.544
Univ. of Miami.....	50	6	0	.893	52	9	0	.852
College Totals.....	79	30	2	.721	82	34	2	.695
Dallas Cowboys	44	36	0	.550	51	37	0	.580
Miami Dolphins	27	21	0	.563	28	23	0	.549
NFL Totals.....	71	57	0	.555	79	60	0	.568
CAREER TOTALS	150	87	2	.632	161	94	2	.631

CAREER COACHING NOTES AND HONORS

1996-	Head Coach, Miami Dolphins
1989-93	Head Coach, Dallas Cowboys
1993	Super Bowl XXVIII Champions
	NFC Champions
	NFC Eastern Division Champions
	NFL Coach of the Year (ESPY Award), ESPN
	NFL Coach of the Year (Victor Award), Sport Magazine
1992	Super Bowl XXVII Champions
	NFC Champions
	NFC Eastern Division Champions
	Club Record 13 Regular Season Wins
	NFL Coach of the Year (ESPY Award), ESPN
	NFL Coach of the Year (Victor Award), Sport Magazine
1991	NFL Coach of the Year, Football Digest
1990	NFL Coach of the Year, Associated Press
	NFC Coach of the Year, United Press International
	NFC Coach of the Year, College & Pro Football Newsweekly
1984-88	Head Coach, University of Miami
1987	National Champions
1986	Coach of the Year, Walter Camp Foundation
	Coach of the Year, Seattle Gold Helmet Award
	Coach of the Year, Washington D.C. Pigskin Club
	Preseason Coach of the Year, Playboy Magazine
1985	Coach of the Year, Football News
	NCAA Regional Coach of the Year

- 1979-83 Head Coach, Oklahoma State
- 1979 Big Eight Coach of the Year
- 1977-78 Assistant Head Coach/Defensive Coordinator, University of Pittsburgh
- 1973-76 Defensive Coordinator, University of Arkansas
- 1970-72 Defensive Line Coach, University of Oklahoma
- 1968-69 Defensive Coordinator, Iowa State University
- 1967 Assistant Coach, Wichita State University
- 1965 Defensive Line Coach, Louisiana Tech University

JOHNSON'S NFL MILESTONES

Miami Dolphins Head Coach Jimmy Johnson built one of the most successful coaching records in football during his tenure with the Dallas Cowboys from 1989-93 and with the Dolphins starting in 1996. With the Cowboys, he guided the team to a pair of Super Bowl titles (SBs XXVII and XXVIII), with his first title coming just three seasons after the franchise produced a 1-15 mark in 1989. As the Dolphins head coach, he guided the club into the AFC Divisional Playoff round in just his third season with the team.

CAREER NFL HIGHLIGHTS

DATE	Opponent	Score	W/L	HIGHLIGHT
9/10/89	at New Orleans	0-28	L	First Game as NFL Head Coach
11/5/89	at Washington	13-3	W	First Win as NFL Head Coach
12/8/91	NEW ORLEANS	23-14	W	Clinches first NFL winning season
12/15/91	at Philadelphia	25-13	W	Clinches first playoff appearance
12/29/91	at Chicago	17-13	W	First-Round Playoff Game
1/5/92	at Detroit	6-38	L	Divisional Playoff Game
12/21/92	at Atlanta	41-17	W	Clinches first NFC East title
1/10/93	PHILADELPHIA	34-10	W	Divisional Playoff Game
1/17/93	at San Francisco	30-20	W	NFC Championship Game
1/31/93	Buffalo	52-17	W	Super Bowl XXVII
1/16/94	GREEN BAY	27-17	W	Divisional Playoff Game
1/23/94	SAN FRANCISCO	38-21	W	NFC Championship Game (50th career NFL win)
1/30/94	Buffalo	30-13	W	Super Bowl XXVIII
9/1/96	NEW ENGLAND	24-10	W	First Game and Win with Dolphins
12/28/97	at New England	3-17	L	First Playoff Game with Dolphins
1/2/99	BUFFALO	24-17	W	First Playoff Win with Dolphins
1/9/99	at Denver	3-38	L	AFC Divisional Playoff Game

JOHNSON VS. THE NFL

TEAM	Miami Regular Season			Miami Playoff		Dallas Regular Season			Dallas Playoff		Totals		
	W	L	T	W	L	W	L	T	W	L	W	L	T
Arizona	1	0	0	0	0	7	3	0	0	0	8	3	0
Atlanta	0	1	0	0	0	2	3	0	0	0	2	4	0
Baltimore	1	0	0	0	0	0	0	0	0	0	1	0	0
Buffalo	4	2	0	1	0	0	1	0	2	0	7	3	0
Carolina	1	0	0	0	0	0	0	0	0	0	1	0	0
Chicago	0	1	0	0	0	1	0	0	1	0	2	1	0
Cincinnati	0	0	0	0	0	1	0	0	0	0	1	0	0
Cleveland	0	0	0	0	0	1	0	0	0	0	1	0	0
Dallas	0	1	0	0	0	0	0	0	0	0	0	1	0
Denver	1	0	0	0	1	1	0	0	0	0	2	1	0
Detroit	1	0	0	0	0	1	1	0	0	1	2	2	0
Green Bay	0	1	0	0	0	2	2	0	1	0	3	3	0
Indianapolis	4	2	0	0	0	1	0	0	0	0	5	2	0
Jacksonville	0	1	0	0	0	0	0	0	0	0	0	1	0

TEAM	Miami Regular Season			Miami Playoff		Dallas Regular Season			Dallas Playoff		Totals		
	W	L	T	W	L	W	L	T	W	L	W	L	T
Kansas City	1	0	0	0	0	1	1	0	0	0	2	1	0
Miami	0	0	0	0	0	0	2	0	0	0	0	2	0
Minnesota	0	0	0	0	0	1	0	0	0	0	1	0	0
New England	2	4	0	0	1	0	0	0	0	0	2	5	0
New Orleans	1	0	0	0	0	2	1	0	0	0	3	1	0
N.Y. Giants	0	1	0	0	0	5	5	0	0	0	5	6	0
N.Y. Jets	4	2	0	0	0	1	1	0	0	0	5	3	0
Oak./LA Raiders	2	1	0	0	0	1	0	0	0	0	3	1	0
Philadelphia	0	1	0	0	0	4	6	0	1	0	5	7	0
Pittsburgh	1	1	0	0	0	1	0	0	0	0	2	1	0
St.L./LA Rams	1	0	0	0	0	1	2	0	0	0	2	2	0
San Diego	0	0	0	0	0	1	0	0	0	0	1	0	0
San Francisco	0	0	0	0	0	1	2	0	2	0	3	2	0
Seattle	0	1	0	0	0	1	0	0	0	0	1	1	0
Tampa Bay	0	1	0	0	0	2	0	0	0	0	2	1	0
Tenn./Hou	2	0	0	0	0	0	1	0	0	0	2	1	0
Washington	0	0	0	0	0	5	5	0	0	0	5	5	0
TOTALS	27	21	0	1	2	44	36	0	7	1	79	60	0

NFL ACTIVE COACHES

(based on career wins)

COACH	YRS	TEAMS	REGULAR SEASON				CAREER			
			W	L	T	PCT.	W	L	T	PCT.
Dan Reeves	18	Broncos, Giants, Falcons	162	117	1	.580	172	125	1	.579
Bill Parcells	14	Giants, Patriots, Jets	130	92	1	.585	141	98	1	.590
Mike Ditka	13	Bears, Saints	118	82	0	.590	124	88	0	.585
George Seifert	8	49ers, Panthers	98	30	0	.766	108	35	0	.755
Jim Mora	12	Saints, Colts	96	87	0	.525	96	91	0	.513
Mike Holmgren	7	Packers, Seahawks	75	37	0	.670	84	42	0	.667
JIMMY JOHNSON	8	COWBOYS, DOLPHINS	71	57	0	.555	79	60	0	.568
Bill Cowher	7	Steelers	71	41	0	.634	76	47	0	.618
Dennis Green	7	Vikings	71	41	0	.634	73	47	0	.608
Dick Vermeil	9	Eagles, Rams	63	70	0	.474	66	74	0	.471
Bobby Ross	7	Chargers, Lions	61	51	0	.545	64	55	0	.538
Mike Shanahan	6	Raiders, Broncos	55	29	0	.655	62	30	0	.674
Bruce Coslet	7	Jets, Bengals	43	62	0	.410	43	63	0	.406
Tom Coughlin	4	Jaguars	35	29	0	.547	38	32	0	.543
Jeff Fisher	5	Titans/Oilers	32	38	0	.457	32	38	0	.457
Norv Turner	5	Redskins	32	47	1	.406	32	47	1	.406
Ray Rhodes	4	Eagles, Packers	29	34	1	.461	30	36	1	.455
Steve Mariucci	2	49ers	25	7	0	.781	27	9	0	.750
Wade Phillips	4	Saints, Broncos, Bills	27	25	0	.519	27	27	0	.500
Pete Carroll	3	Jets, Patriots	25	23	0	.521	26	25	0	.510
Tony Dungy	3	Buccaneers	24	24	0	.500	25	25	0	.500
Vince Tobin	3	Cardinals	20	28	0	.417	21	29	0	.420
Jim Fassel	2	Giants	18	13	1	.578	18	14	1	.561
Chan Gailey	1	Cowboys	10	6	0	.625	10	7	0	.588
Jon Gruden	1	Raiders	8	8	0	.500	8	8	0	.500
Brian Billick	0	Ravens	0	0	0	.000	0	0	0	.000
Gunther Cunningham	0	Chiefs	0	0	0	.000	0	0	0	.000
Dick Jauron	0	Bears	0	0	0	.000	0	0	0	.000
Chris Palmer	0	Browns	0	0	0	.000	0	0	0	.000
Andy Reid	0	Eagles	0	0	0	.000	0	0	0	.000
Mike Riley	0	Chargers	0	0	0	.000	0	0	0	.000

JOHNSON VS. NFL COACHES

During Jimmy Johnson's eight-year career as a head coach in the National Football League, he has coached against 50 different NFL head coaches in regular season action. Johnson has recorded at least one win in his battles with 37 of the 50 coaches he has faced. In addition, Johnson either leads or is tied in the lifetime regular season series with 33 of the 50 coaches he has faced.

REGULAR SEASON

(Active NFL coaches are in **Bold**)

Bill Belichick.....	1-0	Jon Gruden	1-0	Dan Reeves	3-2
Brian Billick	0-0	Ray Handley.....	3-1	Andy Reid	0-0
Joe Bugel.....	8-1	Jim Hanifan.....	0-1	Ray Rhodes	0-1
Dom Capers.....	1-0	Dan Henning.....	1-0	Mike Riley	0-0
Pete Carroll	1-3	Mike Holmgren	1-1	John Robinson.....	1-1
Bruce Coslet	1-1	Lindy Infante.....	3-4	Bobby Ross	1-0
Tom Coughlin.....	0-1	Dick Jauron.....	0-0	Buddy Ryan.....	0-4
Bill Cowher	1-1	Chuck Knox.....	0-1	M. Schottenheimer.....	2-1
Gunther Cunningham ...	0-0	Rich Kotite.....	6-2	George Seifert	1-2
Mike Ditka	2-0	Marv Levy.....	3-2	Mike Shanahan	1-0
Tony Dungy	0-1	Ted Marchibroda.....	2-0	Art Shell.....	1-0
Dennis Erickson.....	0-1	Steve Mariucci	0-0	Don Shula.....	0-2
Jim Fassel	0-0	Jim Mora.....	4-1	Gene Stallings.....	0-2
Jeff Fisher	2-0	Chuck Noll.....	1-0	Barry Switzer.....	0-1
Tom Flores.....	1-0	Chris Palmer	0-0	Vince Tobin	1-0
Wayne Fontes.....	1-1	Bill Parcells	3-7	Norv Turner.....	0-0
Chan Gailey	0-0	Jack Pardee.....	0-1	Dick Vermeil	1-0
Joe Gibbs.....	4-4	Ray Perkins.....	2-0	Dave Wannstedt.....	0-1
Jerry Glanville.....	2-2	Richie Petitbon.....	1-1	Mike White.....	0-1
Dennis Green	1-0	Wade Phillips	1-1	Sam Wyche.....	1-0

PLAYOFFS

Pete Carroll	0-1	Mike Holmgren	1-0	Wade Phillips	1-0
Mike Ditka	1-0	Rich Kotite.....	1-0	George Seifert	2-0
Wayne Fontes.....	0-1	Marv Levy.....	2-0	Mike Shanahan	0-1


JOHNSON IN THE 1990s

Miami Dolphins Head Coach Jimmy Johnson has been one of the NFL's most successful head coaches during the 1990s. Thus far in the decade, Johnson is one of only two coaches (along with Denver's Mike Shanahan) to win a pair of Super Bowls (XXVII and XXVIII with Dallas) and his regular season winning percentage of .625 is the eighth best in the league during the 1990s (minimum 50 games coached).

In addition, during his tenure with the Cowboys, Johnson posted an overall record of 20-4 (.833) in December and January in the 1990s. Overall with the Cowboys and the Dolphins, Johnson has a mark of 26-12 (.684) in December and January this decade.

TOP NFL COACHING RECORDS IN THE 1990s

COACH	TEAMS	YEARS COACHED DURING 1990S	REGULAR SEASON	
			RECORD	PCT.
George Seifert	49ers	1990-96	84-28-0	.750
Mike Shanahan	Broncos	1995-98	47-17-0	.734
Mike Holmgren	Packers	1992-98	75-37-0	.670
M. Schottenheimer	Chiefs	1990-98	93-51-0	.646
Marv Levy	Bills	1990-97	82-46-0	.641
Dennis Green	Vikings	1992-98	71-41-0	.634
Bill Cowher	Steelers	1992-98	71-41-0	.634
JIMMY JOHNSON	COWBOYS, DOLPHINS	1990-93, 1996-98	70-42-0	.625



EDDIE J. JONES

President/Chief Operating Officer

College: Louisiana State
NFL: 32nd Season
Dolphins: 12th Season
Born: June 18, 1938



Eddie J. Jones, in his 32nd season in the NFL, was named as President and Chief Operating Officer of the Dolphins on January 16, 1996, after previously serving as the team's Executive Vice President and General Manager (1990-95) and as Vice President of Administration and Finance (1988-89). In his current capacity, Jones directs the business operation of the Dolphins and acts as the team's representative at all National Football League meetings.

During his tenure with the Dolphins, Jones has received numerous honors for his contributions to both the Dolphins organization and the South Florida community. Most recently, this past offseason, Jones, in a unanimous selection by the Dolphins players, was honored with a special courage award from the Ed Block Courage Award Foundation, which recognizes individuals in the NFL who display courage in the face of adversity.

Jones was president and chief operating officer of the New Orleans Saints from 1982-85. He currently serves on the NFL's Employee Benefits Committee and is a Trustee of the Bert Bell player pension plan.

A 1963 accounting graduate of LSU, Jones began his professional career as a CPA with Arthur Andersen & Co. He began his NFL career as business manager of the Saints in 1968.

An Air Force veteran, the Houston native and his wife, Marilyn, have three children, Wendy, Todd and Jeff, and one grandchild, Connor.



BRYAN J. WIEDMEIER

Vice President - Administration

College: Carroll
NFL: 19th Season
Dolphins: 19th Season
Born: October 19, 1959



Now in his 19th season with the Dolphins, Bryan Wiedmeier was named as the club's Vice President - Administration in March of 1995, after serving as Assistant General Manager (1990-94) and holding a variety of other positions with the team since 1981.

Wiedmeier works closely with Eddie Jones in managing the club's business affairs. Wiedmeier's duties include salary cap administration, player contract negotiations, operations and legal affairs. Wiedmeier served as project coordinator for the design and construction of the club's new training facility at Nova-Southeastern University.

Wiedmeier earned his J.D. degree from the University of Miami School of Law in 1989 and is a member of the Florida Bar. He received his B.A. degree in business from Carroll College in Montana where he was a captain and three year starter at center for the football team.

A resident of Miramar, he and his wife Mary K. have five children, Lauren, Victoria, John, Danielle, and Matthew.



JILL R. STRAFACI

Vice President - Finance

College: Florida
NFL: 11th Season
Dolphins: 11th Season
Born: September 4, 1957



Beginning her 11th season with the Dolphins, Jill Strafacci assumed her current role as Vice President - Finance in 1995 after serving as Treasurer since 1990. She originally joined the Dolphins as Assistant Chief Financial Officer in October, 1989. In her current position, she oversees the financial management of the club, working closely with Eddie Jones. Her duties include all financial operations of the team, human resources and administration of the club's employee benefit plans. Strafacci also was involved in the implementation of the Miami Dolphins Foundation, established in 1995.

Before joining the Dolphins, Strafacci, a CPA, was a tax specialist with Price Waterhouse in Miami for six years, specializing in the areas of professional sports and real estate. She also worked for an accounting firm in her native Sarasota.

Strafacci graduated from the University of Florida in 1980 (accounting/finance), where she was a four-year letter-winner on the Lady Gator golf team. She resides in Miami Beach with her husband, Frank, and their sons, Trent and Tyler.



MIAMI DOLPHINS FOUNDATION

The Miami Dolphins Foundation was established in 1995 as the fundraising arm of the Miami Dolphins Football Team. The Dolphins, through the foundation, have made a commitment to the betterment of South Florida youth through a direct focus on, but not limited to, educational, health, social and community ser-

vice issues.

The Miami Dolphins Foundation contributes, whenever possible, to charitable groups that are compatible with the philosophy of the Foundation. Resources for contributions are procured through various fundraising events throughout the year.

Further information on the Miami Dolphins Foundation is available through the Miami Dolphins Community Relations Department or by calling (954) 452-7121.



DOLPHIN FACT

In the 1991 Pro Bowl, wide receiver Mark Clayton caught a nine-yard touchdown pass from Jim Kelly. He joined tight end Ferrell Edmunds, who caught a five-yard scoring toss from Dave Krieg (Seattle) in the '89 game, and Hall of Fame wide receiver Paul Warfield, who caught a 32-yard TD pass from Dolphins teammate Bob Griese in the '74 contest, as the only Dolphins players to have scored a touchdown in the all-star game.



Bob Reif
Vice President -
Sales and Marketing




Harvey Greene
Vice President -
Media Relations



Bill Galante
Vice President -
Ticket Sales and Operations




Dave Evans
Senior Director -
Marketing



Burt Gilner
Senior Director -
Information Technology




Scott Stone
Director of Publications



Neal Gulkis
Media Relations Coordinator



Maraleen "Fudge" Browne
Director of Community
and Alumni Relations



Dave O'Connor
Director of Operations



Stu Weinstein
Team Security Investigator




Dorie Grogan
Director of Cheerleaders



Kristin Hingston
Director of Records
and Archives

ASSISTANT COACHES



DAVE WANNSTEDT

Assistant Head Coach

College: Pittsburgh
NFL: 11th Season
Dolphins: First Season
Born: May 21, 1952



Dave Wannstedt is entering his first season with the Dolphins after being named the team's assistant head coach by General Manager/Head Coach Jimmy Johnson on January 14, 1999. Wannstedt comes to Miami after spending the last six years as head coach with the Chicago Bears. In 1999, Wannstedt rejoins Johnson, with whom he has worked for 13 of his 24 years in the coaching profession. Although this is Wannstedt's initial season with the Dolphins, it is the second time that he has been a member of Miami's staff. Before the start of the 1989 season, he was the club's linebackers coach for seven weeks prior to being tabbed by Johnson as defensive coordinator with the Dallas Cowboys.

The Cowboys job marked Wannstedt's first in the NFL. In Dallas, Wannstedt took over a defense that had ranked 20th in the NFL the year prior to his arrival. By 1992, the Cowboys led the league in total defense as they went on to capture the first of their two straight Super Bowl titles.

Wannstedt took over the head coaching position with the Bears in 1993, and in his second year, he led Chicago to a 9-7 record and the team's first playoff win since the 1990 season as they advanced to the Divisional round. In that 1994 playoff victory, the Bears defeated the NFC Central Division champion Minnesota Vikings at the Metrodome, the first road playoff win by Chicago since 1984. Wannstedt was named NFC Coach of the Year following the '94 season.

Wannstedt started his coaching career in 1975 as defensive line coach at the University of Pittsburgh. Johnson joined the Panthers' staff in 1977, and in 1979, Wannstedt followed Johnson to Oklahoma State, where Johnson had taken the head coaching position. Wannstedt served as defensive line coach with the Cowboys for the 1979-80 seasons before being promoted to defensive coordinator in 1981, a spot he held for two seasons. He moved on to USC in 1983 and was the Trojans' defensive line coach for the next three years. In 1986, Wannstedt took over as defensive coordinator at the University of Miami (Fla.), again under Johnson. In his three seasons in that post (1986-88), the Hurricanes' defense held opponents to a 2.2-yard average per carry, yielded an average of 10.9 points per game and averaged 48 sacks a season. At Miami, Wannstedt's defenses produced 11 players who were drafted by the NFL, including five in the first two rounds.

Wannstedt is a native of Pittsburgh, where he attended Baldwin High School. He went on to play at the University of Pittsburgh, and lettered three seasons (1971-73) with the Panthers as an offensive lineman. He was team captain his senior year of 1973, a club which featured future Heisman Trophy winning running back Tony Dorsett, then a freshman at Pitt. Following his collegiate career, Wannstedt was selected by Green Bay in the 15th round of the 1974 NFL Draft. He spent the '74 season on the Packers' injured reserve list with a neck injury.

Born May 21, 1952, Wannstedt and his wife, Jan, have two daughters, Keri (22) and Jami (18).

CAREER COACHING NOTES AND HONORS

1999- Assistant Head Coach, Miami Dolphins
 1993-98 Head Coach, Chicago Bears
 1994 NFC Wild Card Playoff win
 NFC Coach of the Year
 1989-92 Assistant Head Coach/Defensive Coordinator, Dallas Cowboys
 1992 Assistant Head Coach/Defensive Coordinator
 1989-91 Defensive Coordinator
 1986-88 Defensive Coordinator, University of Miami
 1983-85 Defensive Line Coach, Southern California
 1979-82 Defensive Line Coach/Defensive Coordinator, Oklahoma State
 1981-82 Defensive Coordinator
 1979-80 Defensive Line Coach
 1975-78 Assistant Coach, University of Pittsburgh

WANNSTEDT VS. THE NFL

TEAM	Regular Season			Playoffs		Total		
	W	L	T	W	L	W	L	T
Arizona	1	1	0	0	0	1	1	0
Atlanta	1	1	0	0	0	1	1	0
Baltimore	1	0	0	0	0	1	0	0
Buffalo	2	0	0	0	0	2	0	0
Carolina	1	0	0	0	0	1	0	0
Chicago	0	0	0	0	0	0	0	0
Cincinnati	0	1	0	0	0	0	1	0
Cleveland	0	0	0	0	0	0	0	0
Dallas	2	1	0	0	0	2	1	0
Denver	0	2	0	0	0	0	2	0
Detroit	4	8	0	0	0	4	8	0
Green Bay	1	11	0	0	0	1	11	0
Indianapolis	0	0	0	0	0	0	0	0
Jacksonville	1	1	0	0	0	1	1	0
Kansas City	1	1	0	0	0	1	1	0
Miami	2	0	0	0	0	2	0	0
Minnesota	3	9	0	1	0	4	9	0
New England	0	2	0	0	0	0	2	0
New Orleans	1	2	0	0	0	1	2	0
N.Y. Giants	1	1	0	0	0	1	1	0
N.Y. Jets	1	1	0	0	0	1	1	0
Oak./LA Raiders	1	1	0	0	0	1	1	0
Philadelphia	2	1	0	0	0	2	1	0
Pittsburgh	0	2	0	0	0	0	2	0
St.L./LA Rams	3	3	0	0	0	3	3	0
San Diego	2	0	0	0	0	2	0	0
San Francisco	0	0	0	0	1	0	1	0
Seattle	0	0	0	0	0	0	0	0
Tampa Bay	7	5	0	0	0	7	5	0
Tenn./Hou	2	0	0	0	0	2	0	0
Washington	0	2	0	0	0	0	2	0
TOTALS	40	56	0	1	1	41	57	0

WANNSTEDT VS. NFL COACHES

During Dave Wannstedt's six-year career as a head coach in the National Football League, he has coached against 36 different NFL head coaches in regular season action. Wannstedt has recorded at least one win in his battles with 27 of the 36 coaches he has faced. In addition, Wannstedt either leads or is tied in the lifetime regular season series with 22 of the 36 coaches he has faced.


REGULAR SEASON

(Active NFL coaches are in Bold)

Rich Brooks	1-1	Mike Holmgren	1-11	Buddy Ryan	1-0
Dom Capers.....	1-0	Jimmy Johnson	1-0	M. Schottenheimer.....	1-1
Pete Carroll.....	1-1	Chuck Knox.....	1-1	Mike Shanahan	0-1
Tom Coughlin	1-1	Rich Kotite.....	1-1	Art Shell	0-1
Bill Cowher	0-2	Marv Levy	2-0	Dave Shula	0-1
Mike Ditka	0-1	Ted Marchibroda	1-0	Don Shula	1-0
Tony Dungy.....	2-4	Jim Mora	1-1	Barry Switzer	1-1
Jeff Fisher.....	2-0	Bill Parcells	0-2	Vince Tobin	0-1
Wayne Fontes	3-5	Wade Phillips.....	0-1	Norv Turner.....	0-2
Chan Gailey	1-0	Dan Reeves	1-2	Dick Vermeil	1-1
Jerry Glanville	1-0	Ray Rhodes	1-0	Mike White	1-0
Dennis Green.....	3-9	Bobby Ross	3-3	Sam Wyche.....	5-1

PLAYOFFS

Dennis Green.....	1-0	George Seifert.....	0-1
-------------------	-----	---------------------	-----



DOUG BLEVINS

Kicking

College: East Tennessee State
NFL: Third Season
Dolphins: Third Season
Born: August 3, 1963



Doug Blevins enters his third season with the Dolphins after being named kicking coach by Dolphins Head Coach Jimmy Johnson on June 3, 1997. In his role, Blevins works with the Dolphins' placekickers.

In Blevins' first year with the Dolphins, kicker Olindo Mare converted 77.8% of his field goals, seventh best in the AFC. Mare's 28 field goals and 117 points were the most-ever by a Dolphins rookie or first-year player. His field goal total tied for the third-most in club history, while his point output tied for the fourth-most. Overall, in his two seasons with the Dolphins, Mare has connected on 50 of 63 field goals. That percentage of 79.4-percent is the highest in club history entering 1999 (minimum 50 attempts).


Prior to joining the Dolphins, Blevins served as kicking coordinator for the World League from 1995-97. He resumed his work with NFL Europe in 1999. Blevins also did consulting work with the New York Jets in 1994 and the New England Patriots in 1996.

A 1988 graduate of East Tennessee State University, Blevins started his coaching career as a student assistant in 1982 while at the University of Tennessee. He worked with the kickers for the Volunteers for two seasons before being named kicking coach at Emory & Henry College in Emory, Virginia, in 1984. He joined the staff at East Tennessee State in 1986, and served as a consultant with the kickers there through 1987, while also continuing his undergraduate work. From 1988-92, Blevins coached high school football in Virginia before starting his own kicking consulting company in 1993. He still owns the Davie, Fla., based company.

A native of Abingdon, Virginia, Blevins and his wife, Nenita, have a son, Roman Douglas (3/4/98). The family resides in Davie. Blevins was born August 3, 1963, in Abingdon, Va.

DOUG BLEVINS COACHING HISTORY

1992-93 University of Tennessee – Student Assistant/Kickers
 1984-85 Emory & Henry College – Kicking Coach
 1986-87 East Tennessee State University – Kicking Consultant
 1995-97 World League – Kicking Coordinator
 1997- Miami Dolphins – Kicking Coach



PAUL BOUDREAU

Offensive Line

College: Boston College
NFL: 13th Season
Dolphins: First Season
Born: December 30, 1949



Paul Boudreau, a veteran of 12 seasons as an NFL assistant, is entering his first year with the Dolphins after being named the club's offensive line coach on January 21, 1999. He comes to Miami after two seasons in the same position with the New England Patriots.

Boudreau opened his NFL coaching career as offensive line coach with the New Orleans Saints in 1987, and served in that capacity through the 1993 season. During his stay in New Orleans, the Saints were perennially ranked among the league-leaders in fewest sacks allowed. In fact, during Boudreau's seven-year tenure, the Saints placed in the top three in the NFL in that department four times. Combined in those seven seasons, New Orleans surrendered a total of only 167 sacks (23.9 per season), third-fewest in the NFL over this stretch. In 1992, Boudreau's unit yielded just 15 sacks, the fewest in the NFL.

Following his stint with the Saints, Boudreau assumed the same spot with the Detroit Lions, where he served from 1994-96. During Boudreau's stay in Detroit, tackle Lomas Brown and center Kevin Glover were selected to the Pro Bowl. In addition, the Lions led the NFL in total offense in 1995, and running back Barry Sanders attained the 1,500-yard rushing plateau all three years.


In Boudreau's 12 previous NFL seasons, only once did the team with which he was associated have a losing record. The teams with which he has coached have qualified for the playoffs on eight occasions. In addition, his offensive lines have paved the way for a 1,000-yard rusher each of the last five seasons (Barry Sanders, 1994-96; Curtis Martin, 1997; Robert Edwards, 1998).

Prior to entering the NFL ranks, Boudreau spent four seasons (1983-86) as offensive line coach with the Edmonton Eskimos of the Canadian Football League. Before embarking on his professional coaching career, Boudreau made stops as a collegiate assistant at Boston College (1974-75), Maine (1976-78), Dartmouth (1979-81) and Navy (1982). He also spent one year (1973) coaching at Oxford (Mass.) High School.

A native of Arlington, Mass., Boudreau was a three-year letterman in both football and baseball at Boston College. He and his wife, Joan, have a son, Paul, who is an assistant football coach at Brown University, and a daughter, Jill. He was born on December 30, 1949 in Arlington, Mass.

PAUL BOUDREAU COACHING HISTORY

1974-75 Boston College – Offensive Line Coach
 1976-78 University of Maine – Offensive Line Coach
 1979-81 Dartmouth College – Offensive Line Coach
 1982 U.S. Naval Academy – Offensive Line Coach
 1983-86 Edmonton Eskimos (CFL) – Offensive Line Coach
 1987-93 New Orleans Saints – Offensive Line Coach
 1994-96 Detroit Lions – Offensive Line Coach
 1997-98 New England Patriots – Offensive Line Coach
 1999- Miami Dolphins – Offensive Line Coach



KIPPY BROWN

Offensive Coordinator

College: Memphis State
NFL: Eighth Season
Dolphins: Fourth Season
Born: March 6, 1955



Kippy Brown enters his fourth season with the Dolphins and his second as the team's offensive coordinator. After serving as running backs coach his first two seasons with Miami, Brown was named to his current post by Dolphins Head Coach Jimmy Johnson on February 11, 1998. He has 20 years of coaching experience, including seven in the NFL, and came to Miami after one season as running backs coach with the Tampa Bay Buccaneers.

In his two years as Miami's running backs coach, Brown was instrumental in the development of running back Karim Abdul-Jabbar. In 1996, Abdul-Jabbar rushed for 1,116 yards, the third-highest single-season total in franchise history and a club rookie record. It also marked the first time since 1978 that the Dolphins produced a 1,000-yard runner.

In 1997, Abdul-Jabbar tied for the NFL lead with a club-record 15 rushing touchdowns. Last year, the Dolphins' offense made great strides over the course of the season in Brown's first year as coordinator. Over the final half of the season, the Dolphins averaged 347.4 yards of offense per game, 78.5 yards a game more than they did over the first half. They accomplished this despite the fact that three of the unit's starting offensive linemen missed at least two games due to injuries over this span.

Brown joined the Bucs after two seasons as assistant head coach/wide receivers at the University of Tennessee, his second stint at the school. Prior to re-joining the Volunteers, Brown coached the running backs for the New York Jets from 1990-92. In 1991, the Jets ranked fifth in the NFL in rushing and Brad Baxter led all AFC runners in touchdowns.

From 1983-89, Brown was the receivers coach at Tennessee under head coach Johnny Majors after spending the 1982 season as receivers coach at the University of Louisville, where he coached future Dolphins wide receiver Mark Clayton. While at Tennessee, Brown tutored future NFL receivers Anthony Miller, Tim McGee, Alvin Harper, and Carl Pickens. He began his coaching career at Memphis State University as running backs coach in 1978, before handling the wide receivers in 1979 and 1980.

Brown played collegiately at Memphis State, where he quarterbacked the Tigers from 1975-77 and was known for his strong arm and scrambling ability. His top collegiate moment came in 1975 when he led Memphis State to a 31-20 upset victory over sixth-ranked Auburn.

Brown and his wife, Deon, have two children, Jerome (1/8/75) and Jennifer (7/28/80), and live in Plantation. He was born on March 6, 1955, in Sweetwater, Tenn.

KIPPY BROWN COACHING HISTORY

1978-80	Memphis State University - Running Backs Coach (1978) Receivers Coach (1979-80)
1982	University of Louisville - Receivers Coach
1983-89	University of Tennessee - Receivers Coach
1990-92	New York Jets - Running Backs Coach
1993-94	University of Tennessee - Assistant Head Coach/Wide Receivers
1995	Tampa Bay Buccaneers - Running Backs Coach
1996	Miami Dolphins - Running Backs Coach (1996-97) Offensive Coordinator (1998)



JOEL COLLIER

Running Backs

College: Northern Colorado
NFL: Tenth Season
Dolphins: Sixth Season
Born: December 25, 1963



Joel Collier enters his sixth season with the Dolphins and his second as running backs coach, having been named to the position on February 11, 1998.

In Collier's first season in his current post, the Dolphins were one of only four teams in the AFC to place two running backs among the conference's top twenty rushing leaders. Karim Abdul-Jabbar ranked 12th with 960 yards, while John Avery was 18th with 503 yards. Avery's total also was the third-most among NFL rookies in 1998.

As a defensive assistant with the Dolphins from 1994-97, Collier assisted defensive coordinator George Hill in coaching the linebackers and in the overall football operation. In 1997, Collier worked extensively with rookie linebacker Derrick Rodgers, a third-round draft choice who garnered several all-rookie accolades, including Sports Illustrated's Defensive Rookie of the Year.

Collier joined the Dolphins after having worked three seasons (1991-93) in various capacities with the New England Patriots. He served in the pro scouting department in 1993 and worked as assistant running backs and wide receivers coach from 1991-92.

Collier joined the Patriots after serving as an offensive assistant with the Tampa Bay Buccaneers during 1990. Prior to his experience with the Bucs, Collier worked two years with the quarterbacks and running backs as a graduate assistant at Syracuse University.

A three-year starter at inside linebacker at Northern Colorado, Collier was a three-time academic All-North Central Conference performer. He received his bachelor's degree in social science education.

Collier, the son of former Bills head coach and longtime Broncos defensive coordinator Joe Collier, is married to Shirley Ann. The couple has one son, Jeremy Grayson (4/16/96) and they live in Plantation. He was born on December 25, 1963, in Buffalo, N.Y.

JOEL COLLIER COACHING HISTORY


1988-89	Syracuse University - Graduate Assistant (QBs and RBs)
1990	Tampa Bay Buccaneers - Offensive Assistant
1991-93	New England Patriots - Asst Running Backs and Receivers Coach (1991-92) Pro Scouting (1993)
1994-	Miami Dolphins - Defensive Staff Assistant (1994-97) Running Backs Coach (1998)



DOLPHIN FACT

In regular season action, the Dolphins were 9-3 in 1998 on natural grass (7-1 at home and 2-2 on the road) and 1-3 on artificial turf (all on the road). Since 1980 (regular season games only), the Dolphins are 133-64-1 (.674) on grass — 103-43-1 (.704) at home and 30-21 (.588) on the road. On turf over the same period of time, the Dolphins are 47-51 (.480).

Twelve of Miami's 16 games in 1999 will be played on natural grass. The Dolphins' only games on artificial turf are on October 10 at Indianapolis, November 14 at Buffalo, November 25 at Dallas and December 12 at the N.Y. Jets.



ROBERT FORD

Wide Receivers

College: Houston
NFL: Ninth Season
Dolphins: Second Season
Born: June 21, 1951



Robert Ford enters his ninth season as an NFL assistant and his second with the Dolphins. He was named the team's wide receivers coach on February 11, 1998 by Dolphins Head Coach Jimmy Johnson.

In Ford's first season in Miami, wide receiver O.J. McDuffie led the NFL with a club-record 90 receptions. McDuffie became the first Dolphin ever to lead the league in receiving. In addition, Ford was instrumental in the development of both Oronde Gadsden and Lamar Thomas. Gadsden, whose only professional experience prior to last year was the Arena League, finished second on the team with 48 receptions for 713 yards and seven touchdowns. Thomas had the best season of his six-year NFL career with 43 catches for 603 yards and five touchdowns.


Ford joined Dallas in 1991 and during his seven seasons tutoring the club's tight ends, Jay Novacek was voted to the Pro Bowl five times (1991-95). From 1991-95, Novacek recorded 280 receptions, more than any other NFL tight end during this five-year span. Before joining Dallas on a full-time basis, Ford spent the summer of 1990 with the Cowboys as part of the club's Minority Coaching Fellowship Program.

Prior to joining the Cowboys, Ford spent sixteen seasons as an assistant at both the high school and collegiate levels. He began his coaching career in 1973 at Saginaw (Michigan) High School. He embarked on his collegiate tenure the following year, tutoring the wide receivers at Western Illinois where he spent 1974-76. That was followed by stops at New Mexico (1977-79), Oregon State (1980-81) and Mississippi State (1982-83). His first pro job came as receivers coach with the Houston Gamblers of the USFL in 1985. Ford returned to the collegiate ranks where he held posts at Kansas (1986), Texas Tech (1987-88) and Texas A&M (1989-90) preceding his NFL stint.

A native of Belton, Texas, Ford earned his degree in education from the University of Houston and his master's in athletic administration from Western Illinois. At Houston, where he played wide receiver from 1970-72, Ford led the Cougars in receiving, punt returns and kick-off returns in his final season, when he earned third-team All-America accolades. He is the only player in NCAA history to account for two 99-yard receptions. Born June 21, 1951 in Belton, Ford and his wife, Janice, have two sons, Bobby and Jason. The family resides in Pembroke Pines.

ROBERT FORD COACHING HISTORY

1974-76	Western Illinois University - Wide Receivers Coach
1977-79	University of New Mexico - Wide Receivers Coach
1980-81	Oregon State University - Wide Receivers Coach
1982-83	Mississippi State University - Wide Receivers Coach
1985	Houston Gamblers (USFL) - Wide Receivers Coach
1986	Kansas University - Wide Receivers Coach
1987-88	Texas Tech University - Wide Receivers Coach
1989-90	Texas A&M - Wide Receivers Coach
1991-97	Dallas Cowboys - Tight Ends Coach
1998	Miami Dolphins - Wide Receivers Coach



JOHN GAMBLE

Strength and Conditioning

College: Hampton Institute
NFL: Sixth Season
Dolphins: Sixth Season
Born: June 26, 1957



John Gamble enters his sixth season with the Dolphins as strength and conditioning coach, having been named to the position on March 16, 1994. Gamble has the primary responsibility in the area of strength and conditioning for the club.

In his position, Gamble is responsible for the organization and implementation of the programs for the team's overall conditioning development. Brad Roll, the club's assistant strength coach, assists Gamble with the implementation of the programs and his interaction with the Dolphins' training and medical staffs. Gamble was named by the Professional Strength Coaches Society as its 1998 Coach of the Year.

Gamble joined the Dolphins after having served ten years (1984-93) as the head strength coach at the University of Virginia. He also served two seasons as assistant strength coach (1982-83) and one year on a part-time basis (1981) at Virginia. He was named 1985 Strength Coach of the Year by the National Strength and Conditioning Association. At Virginia, Gamble helped develop such future NFL stars as Jim Dombrowski, Jeff Lageman, Herman Moore and Ray Roberts.

Gamble served an eight-year stint as state director for the National Strength and Conditioning Association and was named Outstanding State Director for Region II in 1984.

A world renowned powerlifter, Gamble was the number-one ranked powerlifter in the world in the 275-pound class from 1981 to 1983. His personal records for total pounds in three lifts while competing in the United States Powerlifting Federation was 2,270 pounds, and he has personal bests of full squat, 892 lbs.; bench press, 573 lbs., and dead lift, 826.5 lbs. in those three elements. Gamble was inducted into the U.S. Weightlifting Hall of Fame in York, Pa. in June of 1999.

Gamble played linebacker at Hampton Institute and was selected first-team Black College All-America. He also earned All-Central Intercollegiate Athletic Association honors in football and in track and field.

Married to Sharon, the couple has three sons, John Nathan, III (12/16/87), Austin Craig (9/27/90) and Tucker Scott (9/19/95) and they live in Ft. Lauderdale. He was born on June 26, 1957, in Richmond, Va.


JOHN GAMBLE COACHING HISTORY

1982-93	University of Virginia -- Assistant Strength Coach (1982-83) Head Strength Coach (1984-93)
1994-	Miami Dolphins -- Strength Coach (1994-95) Strength and Conditioning Coach (1996-)

DOLPHIN FACT



The Dolphins owned a mark of 6-4 (6-1 at home and 0-3 on the road) in 1998 in games where the attendance was greater than 70,000. Overall since the club's inception in 1966, the Dolphins have a 79-53 (.599) record in games where the attendance was greater than 70,000— 58-23 (.716) at home, 22-28 (.440) on the road and 1-2 (.333) in Super Bowls.



CARY GODETTE

Defensive Line

College: East Carolina
NFL: Fifth Season
Dolphins: Fourth Season
Born: March 20, 1954



Cary Godette is in his fourth season with the Dolphins, being named defensive line coach on January 17, 1996, by Dolphins Head Coach Jimmy Johnson. Godette joined the club following one season in the same position with the Carolina Panthers.

Under Godette's guidance, Tim Bowens and Daryl Gardener have developed into one of the finest tackle tandems in the NFL. Bowens was voted to the AFC-NFC Pro Bowl last year, the first Dolphins defensive lineman to earn that honor since Jeff Cross in 1990. Veteran defensive end Trace Armstrong has recorded two of the three-highest sack totals of his nine-year career over the last three seasons, while Jason Taylor is emerging as one of the better pass rushers in the NFL. In addition, defensive end Lorenzo Bromell posted eight sacks in 1998, tying a Dolphins rookie record and tied for the most by an NFL rookie last season.

Before joining the Panthers, Godette coached the outside linebackers at North Carolina State in 1994 after two seasons as defensive line coach at Georgia Tech, where he helped defensive standout Coleman Rudolph earn first-team All-America honors.

His coaching career began at East Carolina in 1977, where he spent three seasons as defensive ends coach. After his stint at East Carolina, Godette coached the linebackers at Wyoming (1980-82) before moving on to the University of Cincinnati for the 1983 season. He spent six seasons at Cincinnati and coached the linebackers, tight ends and defensive line for the Bearcats before returning to East Carolina for the 1990 and '91 campaigns.

Godette took part in the NFL's minority coaching program for the Dallas Cowboys while Johnson was head coach of the club.

He had a distinguished playing career as a defensive end at East Carolina from 1972-76, as his Pirate teams compiled a 32-12 record and won three Southern Conference championships. Godette earned third-team All-America honors as a senior during the 1976 season.

In 1998, Godette was inducted into the East Carolina University Hall of Fame.

Godette and his wife, Ruby, reside in Plantation. He was born on March 20, 1954, in New Bern, N.C.

CARY GODETTE COACHING HISTORY

1977-79	East Carolina University - Defensive Ends Coach
1980-82	University of Wyoming - Linebackers Coach
1983-86	University of Cincinnati - Linebackers/Defensive Line/Tight Ends
1990-91	East Carolina University - Defensive Line Coach
1992-93	Georgia Tech University - Defensive Line Coach
1994	North Carolina State University - Outside Linebackers Coach
1995	Carolina Panthers - Defensive Line Coach
1996	Miami Dolphins - Defensive Line Coach

DOLPHIN FACT



Entering 1999, there are eight NFL teams which have never beaten the Dolphins in a regular-season game in Miami. The Dolphins are 3-0 vs. Arizona, 5-0 vs. Denver, 3-0 vs. Detroit, 5-0 vs. Green Bay, 0-0 vs. New Orleans, 4-0 vs. Philadelphia, 1-0 vs. Tampa Bay and 3-0 vs. Washington, Baltimore, Carolina and Jacksonville all have yet to play a regular season game in Miami. The Dolphins play host to Arizona and Philadelphia in 1999.



GEORGE HILL

Defensive Coordinator/Linebackers

College: Denison
NFL: 21st Season
Dolphins: 11th Season
Born: April 28, 1933



George Hill is entering his 11th season with the Dolphins and his fourth as defensive coordinator after being named to the post by Dolphins Head Coach Jimmy Johnson. Hill spent his first seven years with the Dolphins as linebackers coach and retains those duties along with his defensive coordinator title.

Under Hill's tutelage the Dolphins produced a Defensive Rookie of the Year award winner at linebacker in each of his first two seasons as coordinator – Zach Thomas in 1996 and Derrick Rodgers in 1997. In addition, the Dolphins' defense has forced 99 turnovers during the last three years, third-most in the AFC and sixth in the NFL over this span. In 1998, Hill oversaw a defense which allowed an NFL-low 265 points and recorded two shutouts. It marked the second time in Hill's coaching career that he has been a coordinator of a defense that led the NFL in fewest points allowed (also, Indianapolis in 1987). The Dolphins also ranked third in the NFL in total defense last year, yielding an average of only 277.2 yards a game. Their ranking was the highest by a Miami defense since it attained a number-one mark in 1982.

Before originally coming to the Dolphins on March 1, 1989, Hill spent the previous four seasons (1985-88) as defensive coordinator for the Indianapolis Colts. While with the Colts, Hill's coaching helped earn Indianapolis respect around the league for that team's defense and in 1987, the Colts allowed just 238 points, the fewest in the NFL.

Prior to his stint with the Colts, Hill spent six seasons (1979-84) as the linebackers coach for the Philadelphia Eagles. Hill originally joined the Dallas Cowboys staff on February 13, 1989, as Tom Landry's defensive coordinator, but left the Cowboys to join the Dolphins following Landry's departure.

Before joining the Eagles, Hill was part of Woody Hayes' staff at Ohio State for eight seasons (1971-78) as defensive coordinator, and during that time, the Buckeyes won six consecutive Big Ten Championships and made four Rose Bowl appearances. He also was the defensive coordinator at Duke from 1966 through 1970 and served as defensive coordinator at Cornell (1965), Denison University (1960-64), and Findlay (Ohio) College (1959). Before beginning his coaching career, Hill was a four-year letterman at Denison (1951-57).

Hill was born on April 28, 1933 in Bay Village, Ohio, and now lives in Plantation with his wife, Cloyde (married 6/16/56). They have two children, Greg (11/4/64) and Tammy (2/26/69).


GEORGE HILL COACHING HISTORY

1959	Findlay College – Defensive/Offensive Line Coach
1960-64	Denison University – Defensive Coordinator/Offensive Line Coach
1965	Cornell University – Defensive Coordinator
1966-70	Duke University – Defensive Coordinator
1971-78	Ohio State University – Defensive Coordinator
1979-84	Philadelphia Eagles – Linebackers Coach
1985-88	Indianapolis Colts – Defensive Coordinator
1989	Miami Dolphins – Linebackers Coach (1989-95) Defensive Coordinator/Linebackers (1996-)



DOLPHIN FACT

The Dolphins hold the NFL record for most consecutive home games won. Miami won 27 straight regular-season home games (31 overall) at the Orange Bowl from 1971-74.



PAT JONES

Tight Ends

College: Arkansas
NFL: Fifth Season
Dolphins: Fourth Season
Born: November 4, 1947



Pat Jones begins his fourth season as the Dolphins' tight ends coach after being named to the position by Dolphins Head Coach Jimmy Johnson on January 17, 1996. It is Jones' fifth year in the NFL after spending 1995 with the Chicago Bears as a special assistant with the offensive line. Prior to joining the Bears, he spent 11 seasons as head coach at Oklahoma State University (1984-94) and 22 years at the collegiate level. Overall, he has been in the profession for 31 years.

In the three seasons that Jones has coached the Dolphins' tight ends, Troy Drayton has emerged as one of the top tight ends in the NFL. In 1997, Drayton was second on the team with 39 receptions for 558 yards and four touchdowns. Drayton's receiving yardage total marked a career-high. His second place finish among Dolphins receivers was the highest ranking by a tight end since Keith Jackson also placed second on the team in 1992. Last year, Drayton was fourth on the club with 30 receptions for 334 yards and three touchdowns. Drayton has finished among the club's top five receivers each of the last three seasons, the first Dolphins tight end to accomplish this feat since Ferrell Edmunds did it from 1988-90.

Jones led Oklahoma State to a 62-60-3 record during his tenure in Stillwater and was at the helm during the school's only 10-win seasons (1984, 1987 and 1988) in its football history. He led the Cowboys to four bowl games (1984 and 1985 Gator Bowl, 1987 Sun Bowl and 1988 Holiday Bowl) with three victories during his 11 seasons. Jones finished as the school's all-time winningest coach and 11th-most successful coach all-time in Big Eight history. He was twice named Big Eight Coach of the Year (1984 and 1992) and was National Coach of the Year by Football Yearbook in 1984.

Jones coached nine All-Americans at OSU, including Thurman Thomas, Hart Lee Dykes, Leslie O'Neal, and Barry Sanders. Dykes ended his career as the all-time leading receiver in Big Eight history, O'Neal was a Lombardi Award finalist in 1985, and Sanders won the Heisman Trophy in 1988.

Jones became Oklahoma State's head football coach when Jimmy Johnson left to become head coach at the University of Miami in 1984 and he was promoted from assistant head coach/defensive coordinator. Jones' inaugural season at OSU saw the Cowboys achieve its highest national ranking (second in the UPI poll and third in the AP ratings) prior to a regular-season finale against Oklahoma for the Big Eight title. The Cowboys finished the season with ten wins and a final ranking of fifth in UPI and sixth in AP. Jones' ten wins was just the third time in conference history that a rookie head coach had achieved that milestone, joining Oklahoma's Barry Switzer and Colorado's Chuck Fairbanks. In addition, his Cowboys teams finished three other seasons ranked in the Top 20 with finishes of 17th in 1985, 11th in 1987 and 11th in 1988. During his tenure at OSU, Jones also coached in the 1986 Japan Bowl, the 1988 Hula Bowl, and the 1992 Blue-Gray Game.


Jones began his coaching career in the Little Rock (Ark.) public schools in 1969 before moving on to the collegiate level as assistant defensive line coach at Arkansas under then-defensive coordinator Johnson (1974-75). He also made stops as defensive ends coach at Southern Methodist (1976-77), defensive ends coach at Pittsburgh with Johnson in 1978, and defensive ends coach/defensive coordinator at Oklahoma State (1979-83), before taking the head coaching position at OSU in 1984.

A native of Little Rock, Ark., Jones played collegiately at Arkansas Tech in 1965 before transferring to Arkansas for 1966-67 as a walk-on linebacker and nose guard.

Jones lives in Ft. Lauderdale and was born on November 4, 1947, in Memphis, Tenn.

PAT JONES COACHING HISTORY

1974-75	University of Arkansas – Graduate Assistant/Defensive Line (1974) Assistant Defensive Line Coach (1975)
1976-77	Southern Methodist University – Defensive Ends Coach
1978	University of Pittsburgh – Defensive Ends Coach
1979-94	Oklahoma State University – Defensive Ends/Defensive Coordinator (1979-81, 1983) Offensive Coordinator (1982) Head Coach (1984-94)
1995	Chicago Bears – Offensive Line Special Assistant
1996-	Miami Dolphins – Tight Ends Coach



BILL LEWIS

Defensive Nickel Package

College: East Stroudsburg St.

NFL: Fourth Season

Dolphins: Fourth Season

Born: August 5, 1941



Bill Lewis is in his fourth season with the Dolphins after being named defense nickel package coach on January 17, 1996, by Dolphins Head Coach Jimmy Johnson. Lewis joined the NFL coaching ranks after 32 years (1963-94) of coaching at the collegiate level. He teams with Mel Phillips in tutoring the Dolphins' defensive backs.

He spent 1995 as athletic director at The Marist School in Atlanta after three seasons as head coach at Georgia Tech University from 1992-94. Prior to his stint at Georgia Tech, Lewis served as head coach at East Carolina for three seasons (1989-91), during which time he led the Pirates to an 11-1 record and a victory in the Peach Bowl over North Carolina State following the 1991 season. At the conclusion of the '91 campaign, Lewis received National Coach of the Year honors from A.F.C.A., UPI and Scripps-Howard.

Lewis began his coaching career at East Stroudsburg (Pa.) State in 1963 and made stops as defensive backs coach at Pittsburgh (1966-68), Wake Forest (1969-70), Georgia Tech (1971-72) and Arkansas (1973-76). He became head coach at Wyoming in 1977 and spent three years at the helm of the Cowboys. He began a nine-year stint at the University of Georgia in 1980 as defensive backs coach before occupying the job of defensive coordinator in his last eight seasons with the Bulldogs.


While in Athens, the Bulldogs won the 1980 National Championship and during his nine years at the school, Georgia appeared in nine straight bowl games and won three Southeastern Conference titles. He coached 23 All-SEC honorees and seven All-Americans.

Lewis was a four-year letterman at quarterback at East Stroudsburg (Pa.) State from 1959-62 and earned Little All-America honors during his playing days. In addition, Lewis spent two years in the Detroit Tigers' minor league system as a pitcher.

He and his wife, Sandy, reside in Ft. Lauderdale, and have two sons, Mark (7/17/67) and Geoff (2/17/72), and two daughters-in-law, Lisa and Laurel. Lewis was born on August 5, 1941, in Bristol, Pa.

BILL LEWIS COACHING HISTORY

1963-65	East Stroudsburg St. University – Quarterbacks/Receivers/Secondary Coach
1966-68	University of Pittsburgh – Defensive Backs Coach
1969-70	Wake Forest University – Defensive Backs Coach
1971-72	Georgia Tech – Defensive Backs Coach
1973-76	University of Arkansas – Defensive Backs Coach
1977-79	University of Wyoming – Head Coach
1980-88	University of Georgia – Defensive Backs (1980) Defensive Coordinator/Defensive Backs (1981-88)
1989-91	East Carolina University – Head Coach
1992-94	Georgia Tech – Head Coach
1996-	Miami Dolphins – Defensive Nickel Package Coach



RICH McGEORGE

Offensive Line

College: Elon
NFL: Seventh Season
Dolphins: Seventh Season
Born: September 14, 1948



Rich McGeorge enters his seventh season with the Dolphins. He originally joined the club on June 1, 1993, as assistant offensive line and tight ends coach. From 1996-98, he was the team's assistant offensive line coach. In his current role, McGeorge will work with Paul Boudreau in coaching the team's offensive line.

McGeorge joined the Dolphins following three seasons as offensive line coach at the University of Florida. During his tenure with the Gators, his offensive lines produced a total of four selections to the first-team All-Southeastern Conference team. In 1991, McGeorge's offensive line permitted just 16 quarterback sacks despite attempting a conference-high 390 passes.


He joined the Gators in January, 1990, following three seasons (1987-89) as offensive line coach at Duke University. McGeorge began his coaching career at Duke from 1981-82 as tight ends coach. Following stints as tight ends/wide receivers coach with the Birmingham Stallions of the United States Football League from 1983-84 and offensive line coach of the USFL's Tampa Bay Bandits in 1985, McGeorge returned to Duke as offensive line coach.

A member of the NAIA Hall of Fame, McGeorge played tight end at Elon College (1966-69) and was a first-round draft choice of the Green Bay Packers in 1970. A member of the Packers from 1970-78, McGeorge caught 175 career passes during his nine pro seasons and was the club's Offensive Player of the Year in 1973.

Married to Bonnie, the couple has two sons, Randy (27) and Jason (25), and they live in Plantation. McGeorge was born September 14, 1948, in Roanoke, Va.

RICH McGEORGE COACHING HISTORY

1981-82 Duke University - Tight Ends Coach
1983-84 Birmingham Stallions (USFL) - Tight Ends/Wide Receivers Coach
1985 Tampa Bay Bandits (USFL) - Offensive Line Coach
1987-89 Duke University - Offensive Line Coach
1990-92 University of Florida - Offensive Line Coach
1993- Miami Dolphins - Assistant Offensive Line/Tight Ends Coach (1993-95)
Assistant Offensive Line Coach (1996-98)
Offensive Line (1999)



MEL PHILLIPS

Secondary

College: North Carolina A&T
NFL: 20th Season
Dolphins: 15th Season
Born: January 6, 1942



Mel Phillips enters his 15th season as a coach for the Dolphins, teaming with Bill Lewis in coaching the secondary for the fourth consecutive year. During his first 12 years with the club, Phillips was defensive backs coach.

Under Phillips, Dolphins defensive backs have had a knack for coming up with the big play, having returned seven interceptions or fumbles for touchdowns over the last four years. In Phillips' 14 previous seasons, the team's defensive backs have brought back a total of 18 interceptions or fumbles for touchdowns. As a team, Miami registered an NFL-high 29 interceptions last season, the second-most in team history, trailing only the 32 from 1978. In addition last year, cornerbacks Terrell Buckley and Sam Madison each recorded eight interceptions, tying for second in the NFL. Their 16 combined interceptions were the most by a tandem from the same team in the NFL in 1998, and were the most-ever by a Dolphins tandem in club history.

Before coming to Miami in 1985, the 57-year-old Phillips previously held the same position for five seasons with the Detroit Lions (1980-84). In Detroit, Phillips was on a staff that also included current Dolphins quarterbacks coach Larry Seiple.


Phillips, a native of Shelby, N.C., played 12 seasons for the San Francisco 49ers (1966-77), including eight as a starter at strong safety. A tenacious hitter during his playing days, his career statistics include ten interceptions for 106 return yards (including a 35-yard TD in 1970). Phillips twice won the 49ers' Len Eshmont Award, symbolic of the team's most valuable player. Following his retirement from the 49ers, Phillips worked for the city of San Francisco's juvenile probation department until joining the Lions.

Collegiately, Phillips attended North Carolina A&T, where he played both ways as a defensive back and a running back. As a senior, he rushed for 648 yards and 11 touchdowns on 100 carries, and also caught 19 passes for 277 yards and four scores. That season (1965), A&T won the conference championship and Phillips intercepted two passes and rushed for two TDs in the title game. Phillips also lettered for the swimming and track teams at A&T.

Mel and his wife, Patricia, have two daughters, Paulette (6/4/67) and Yvette (5/9/73) and live in Miami Lakes. He was born on January 6, 1942, in Shelby, N.C.

MEL PHILLIPS COACHING HISTORY

1980-84 Detroit Lions - Defensive Backs Coach
 1985- Miami Dolphins - Defensive Backs Coach (1985-95)
 Secondary Coach (1996)



BRAD ROLL

Assistant Strength and Conditioning

College: Stephen F. Austin
 NFL: Seventh Season
 Dolphins: Fourth Season
 Born: July 4, 1958



Brad Roll is in his fourth season with the Dolphins after being named assistant strength and conditioning coach on March 1, 1996, by Dolphins Head Coach Jimmy Johnson. Roll joined the club after three seasons in the NFL with the Tampa Bay Buccaneers.

Roll joined the Bucs as strength and conditioning coach in 1993 and was instrumental in helping to develop and implement the club's offseason conditioning program. He went to Tampa Bay after spending the 1989-92 seasons in a similar capacity at the University of Miami. While at UM, the team won the national championship in 1989 and 1991, and Roll worked with players such as Cortez Kennedy, Russell Maryland, Warren Sapp and Leon Searcy.

Prior to his arrival at Miami, Roll was the strength and conditioning coach at the University of Kansas from 1987-88, and while at the school, he worked closely with KU's 1988 national championship basketball team. From 1981-86, Roll served as the first full-time strength and conditioning coach at the University of Southwestern Louisiana and he was a graduate assistant at Stephen F. Austin, his alma mater, in 1980.

Roll played collegiately at Blinn (Texas) Junior College and Stephen F. Austin, where he was a center. He holds a bachelor's and a master's degree in education. He also studied at the Moscow (Russia) Sports Institute during the summers of 1985 and 1986, as well as with the

German Olympic weightlifting coaching and training staff in Leipzig in 1987.
 He lives in Ft. Lauderdale and was born on July 4, 1958, in Houston, Texas.

BRAD ROLL COACHING HISTORY	
1980	Stephen F. Austin University – Graduate Assistant
1981-86	University of Southwestern Louisiana – Strength and Conditioning Coach
1987-88	Kansas University – Strength and Conditioning Coach
1989-92	University of Miami – Strength and Conditioning Coach
1993-95	Tampa Bay Buccaneers – Strength and Conditioning Coach
1996-	Miami Dolphins – Assistant Strength and Conditioning Coach



LARRY SEIPLE

Quarterbacks

College: Kentucky
NFL: 19th Season
Dolphins: 12th Season
Born: February 14, 1945



Larry Seiple begins his 12th season as a member of the Dolphins coaching staff and his second as the team's quarterbacks coach. He tutored the club's wide receivers each of his first ten seasons on the staff. Seiple was named to his current post by Dolphins Head Coach Jimmy Johnson on February 11, 1998. He also spent 11 seasons in Miami as a player and re-joined the team in February, 1988, as receivers coach.

Since Seiple joined the Dolphins' staff in 1988, he has coached two Pro Bowl performers in Mark Clayton (1988, 1991) and Irving Fryar (1993-94). Last year, Seiple's first as the team's quarterbacks coach, Dan Marino finished in the top three in the AFC in pass attempts (537), completions (310), yards (3,497) and touchdown passes (23).

Seiple, an Allentown, Pa., native, brought seven years of experience as an NFL receivers coach to Miami. He formerly served as receivers coach with the Detroit Lions (1980-84) and then moved on to Tampa Bay, where he was receivers coach from 1985-86. While in Detroit, Seiple was on a staff that also included current Miami secondary coach Mel Phillips.

Seiple began his coaching career at the University of Miami under another former Dolphins assistant, Howard Schnellenberger. Seiple was with the Hurricanes during the 1979 season.


Seiple's playing career with the Dolphins spanned 11 seasons (1967-77) after he made the team as a seventh-round draft choice out of Kentucky. He played in 149 regular season games for Miami (11th-most in team history) as a punter, tight end, wide receiver and running back. Seiple finished his career with 72 receptions for 935 yards (13.0 average) and seven touchdowns. His best season came in 1969 when he led the Dolphins in receiving with 41 catches for 577 yards (14.1 average) and five touchdowns. He also had 16 carries for 159 yards in his career. He was a member of both Miami Super Bowl championship teams, including the 1972 club which went 17-0, the only team in NFL history to go through an entire season unbeaten and untied.

Seiple still holds the Dolphins record for most career punts (633) and his career punting average (40.0 yards) is fourth-best in team history. Seiple's most memorable exploit as a Dolphin came against Pittsburgh in the 1972 AFC Championship game when his 37-yard run on fourth down from punt formation set up Miami's first touchdown in a 21-17 victory.

He and his wife, Trudy, have three children, Keri Lyn (6/10/67), Larry (7/10/69) and Lori Ann (11/26/71) and they live in Pembroke Pines. They have one grandson, Austyn (11/1/93). Seiple was born on February 14, 1945, in Allentown, Pa.

LARRY SEIPLE COACHING HISTORY

1979 University of Miami – Receivers Coach
 1980-84 Detroit Lions – Receivers Coach
 1985-88 Tampa Bay Buccaneers – Receivers Coach
 1988-97 Miami Dolphins – Receivers Coach (1988-97)
 Quarterbacks Coach (1998)



RANDY SHANNON

Defensive Assistant

College: Miami (Fla.)

NFL: Second Season

Dolphins: Second Season

Born: February 24, 1966



Randy Shannon begins his second season as an NFL coach following a seven-year stint as an assistant at the collegiate level. He was named as a defensive assistant by Dolphins Head Coach Jimmy Johnson on February 11, 1998.

The 33-year old Shannon played for Johnson during his career at the University of Miami (Fla.), where he played linebacker from 1985-88. He started at strongside linebacker each of his final two years, and was a member of the Hurricanes' 1987 National Championship team. Shannon also was the recipient of the Christopher Plumer Award as Miami's most inspirational player his senior season.

Following his collegiate career, Shannon re-joined Johnson as the 11th-round draft choice of the Dallas Cowboys in 1989. In his rookie season he played in all 16 games, starting four of them, and registered 50 tackles. He became the first Cowboys rookie to start a game at outside linebacker since 1963. He also finished second on the team with 14 special teams tackles. Shannon played with Dallas through the 1990 season.

After two years in the NFL, Shannon was named as a graduate assistant at the University of Miami in 1991, where he worked with the linebackers and special teams. He split time with the linebackers and defensive line on a full-time basis the following year, prior to being named linebackers coach in 1993.

A native of Miami, Shannon earned his degree in criminal justice from UM. He was an all-state linebacker at Norland High School in Miami, where he also performed on the school's basketball team. Shannon, who was born on February 24, 1966 in Miami.

RANDY SHANNON COACHING HISTORY

1991 University of Miami (Fla.) – Graduate Assistant (Linebackers, Special Teams)
 1992 University of Miami (Fla.) – Linebackers/Defensive Line Coach
 1993-97 University of Miami (Fla.) – Linebackers Coach
 1998 Miami Dolphins – Defensive Assistant

DOLPHIN FACT



The Dolphins owned a 1-1 record in 1998 in games decided by three points or less and a 3-4 record in games decided by seven points or less. In games decided by three points or less, Miami is 54-44-4 (.549) since the team's inception in 1966. Miami's record in games decided by seven or fewer points is 107-89-4 (.545).



MIKE WESTHOFF

Special Teams

College: Wichita State
NFL: 17th Season
Dolphins: 14th Season
Born: January 10, 1948



Mike Westhoff begins his 17th NFL season and 14th as Dolphins special teams coach. Westhoff came to Miami after spending a year as offensive line coach of the Arizona Outlaws of the United States Football League in 1985 and three seasons with the Indianapolis/Baltimore Colts where he served as offensive line, tight ends and special teams coach from 1982-84.

Under Westhoff, the Dolphins' special teams units have consistently ranked among the best in the NFL. His punt and kickoff coverage units combined rankings over the past three years are the best in the AFC over this span. In 1998, the Dolphins led the NFL in blocked field goals, while Shane Burton held the NFL individual lead. In addition, Terrell Buckley finished sixth in the NFL in punt returns last year, while rookie John Avery was eighth in the league in kickoff return average.

During his coaching career, Westhoff has been associated with some of the NFL's premier kickers and punters, including Rohn Stark (Colts, 1982-84), Reggie Roby (Miami, 1986-92), Raul Allegre (Colts, 1983-84), Dean Biasucci (Colts, 1984), Fuad Reveiz (Miami, 1986-88) and Pete Stoyanovich (Miami, 1989-95).

Westhoff began his coaching career as a graduate assistant at Indiana University, where he earned a master's degree in educational psychology in 1974. He was named as a full-time coach at IU in 1975 before becoming offensive line coach at Dayton in 1976. Following that, he coached the defensive line and linebackers at Indiana State in 1977. His final two stops at the collegiate level were as offensive line coach at Northwestern (1978-80) and Texas Christian (1981).

Westhoff began his collegiate playing days at Wyoming in 1965, where he was a starting outside linebacker as a freshman. He then transferred to Wichita State, where he was a three-year starter at linebacker and center. He was voted the team's Most Valuable Player as a junior and served as team captain as a senior. He graduated from Wichita State in 1970 with a degree in history.

In 1989, the Dolphins players honored Westhoff's off-the-field courage by awarding him special recognition with the NFL's Ed Block Courage Award. As a coach, Westhoff has faced many battles both on and off the field, but none can compare to his battle with bone cancer. Throughout his treatments, Westhoff continued to coach with the Dolphins and for his courage and determination, the players saluted him with the Ed Block Courage Award.

Westhoff and his wife, Marilyn, live in Plantation. They have one son, John Thomas (4/27/81), who is in his freshman year at the University of Pennsylvania, where he is a member of the school's football team. Westhoff was born on January 10, 1948, in Pittsburgh, Pa.

MIKE WESTHOFF COACHING HISTORY

1974-75	Indiana University - Graduate Assistant (1974) Freshman Coach (1975)
1976	Dayton University - Offensive Line Coach
1977	Indiana State University - Defensive Line/Linebackers Coach
1978-80	Northwestern University - Offensive Line Coach
1981	Texas Christian University - Offensive Line Coach
1982-84	Baltimore/Indianapolis Colts - Tight Ends/Special Teams Coach
1985	Arizona Outlaws (USFL) - Offensive Line Coach
1986-	Miami Dolphins - Special Teams Coach

FOOTBALL STAFF



BOB ACKLES

Director of Football Operations

NFL: 14th Season

Dolphins: Fourth Season

Born: September 16, 1938



On January 24, 1996, the Miami Dolphins named Bob Ackles as Director of Football Operations. Ackles re-joined Dolphins Head Coach Jimmy Johnson, having worked with Johnson previously in Dallas where he helped lay the foundation that would result in back-to-back Super Bowl wins by the Cowboys. In his current capacity with the Dolphins, Ackles is involved in all aspects of the team's football administration, including contract negotiations, player personnel and scouting operations on both the professional and collegiate levels.

Ackles, one of the most widely respected executives in the National Football League, joined the Dolphins from the Philadelphia Eagles, where he served as Director of Football Administration in 1995. He spent the three previous seasons in the Arizona Cardinals' front office, first as that club's Director of College Scouting from 1992-93 and then as Assistant General Manager in 1994.


Ackles first joined the NFL ranks in 1986 when he was named as the Cowboys' first-ever Vice President of Pro Personnel. Three years later, with the arrival of Johnson as Head Coach in Dallas, Ackles was promoted to Vice President of Player Personnel and helped begin the Cowboys' dramatic resurgence as an NFL power. His efforts to acquire talent through several trades, waiver acquisitions, and Plan B free agency provided an infusion of top draft picks and players. Those efforts were rewarded in 1991 when, following an 11-5 regular season, Dallas earned a berth in the playoffs, setting the stage for the first of their consecutive Super Bowl wins the following season.

Prior to joining the Cowboys, Ackles spent 11 years as General Manager of the Canadian Football League's British Columbia Lions. Under his leadership, the Lions became one of the winningest teams in the CFL, moved into a new stadium, and built a training facility. In his last season with B.C., the Lions won the Grey Cup, the CFL's equivalent of the Super Bowl.

Ackles first joined B.C. as a water boy at the age of 15 and over the next 34 years, performed virtually every administrative duty in the organization from equipment manager to general manager. He was recognized for his outstanding contributions to the CFL in 1986 when he was presented with the Schenley Award, becoming the first non-player in league history to receive that award, which symbolizes excellence in football in Canada.

A native Canadian, Ackles was born in Sarnia, Ontario, near the United States border. Raised in Toronto and Vancouver, British Columbia, he played organized football and hockey (goalie), and later coached two years of high school football in Vancouver.

Bob and his wife, Kay, reside in Ft. Lauderdale. They have two married sons, Steve (37), and Scott (34), and three grandchildren, Robert (17), and twins Ashley and Kyle (14).



TOM HECKERT

Director of Pro Personnel

College: Youngstown State
NFL: 18th Season
Dolphins: 11th Season
Born: September 18, 1938



Beginning his 11th season with the Dolphins, Tom Heckert was named as the club's Director of Pro Personnel prior to the start of the 1996 season. He originally joined the Dolphins in 1989 as Director of College Scouting. In his current capacity, Heckert's main responsibility is in the evaluation of talent on the professional level in addition to other overlapping duties.


During Heckert's three years as Director of College Scouting, the Dolphins used the draft to add such players as Richmond Webb, Keith Sims, Bryan Cox, Troy Vincent, Marco Coleman, and Dwight Hollier to their roster. In fact, those three drafts produced seven starters, three Pro Bowl selections (Cox, Sims, and Webb) and two Rookie of the Year selections (Coleman and Webb). In Heckert's six seasons in pro personnel, the Dolphins added such players as Keith Jackson, Irving Fryar, Ron Heller, Trace Armstrong, Terrell Buckley, Troy Drayton, Brock Marion, Mark Dixon and Kevin Donnalley.

Heckert has a varied background in football, including spending seven years as a college scout with the Tampa Bay Buccaneers and the Cleveland Browns. He also has both administrative and coaching experience on the collegiate level as well.

Heckert joined the Dolphins after serving two years (1987-88) as a national scout for the Buccaneers. Prior to joining the Bucs in 1987, he spent the previous five seasons (1982-86) as the Midwest area scout for the Browns. He also was involved in personnel and advance scouting in the NFL during his tenure with the Browns.

A 1961 graduate of Youngstown (Ohio) State, he began his coaching career as an assistant at Fitch High School in Youngstown in 1961 before a two-year hitch as a Lieutenant in the U.S. Army. He returned to Fitch where he stayed through 1965 prior to enrolling as a graduate assistant at Kent State, where he earned a master's degree in education. He served as Head Coach at Maumee (Ohio) High School in 1967 and 1968 and then moved up to the college ranks as an assistant at Adrian (Michigan) College from 1969-72. He was named Head Coach at Adrian in 1973 and Athletic Director in 1977, where he remained until joining the Browns in 1982. His overall record as a Head Coach at Adrian was 43-36-2. His last three teams there were a combined 23-3-1, including a 9-0 season in 1980.

Heckert and his wife, Rose (married 12/29/62), have two children, Kim and Tom, Jr., and five grandchildren. Tom, Jr. is Assistant Director of Pro Personnel/College Scout for the Dolphins.



TOM BRAATZ

Director of College Scouting

College: Marquette
NFL: 35th Season
Dolphins: Eighth Season
Born: May 12, 1933



Tom Braatz was named as the Dolphins' Director of College Scouting on June 12, 1992. He is responsible for the scouting of college players and Miami's preparation for the NFL draft, and in that role, he works closely with Dolphins Head Coach Jimmy Johnson, and the rest of the

team's football staff. In the past six years, he has played a key role in the selection of a number of players who made an immediate impact as rookies, including the 1994 NFL Defensive Rookie of the Year, defensive lineman Tim Bowens, wide receiver O.J. McDuffie, linebacker Zach Thomas, running backs Karim Abdul-Jabbar and Stanley Pritchett, defensive linemen Daryl Gardener and Jason Taylor, linebacker Derrick Rodgers and cornerback Sam Madison, and last season, defensive linemen Kenny Mixon and Lorenzo Bromell, cornerback Patrick Surtain and running back/kick returner John Avery.

Braatz joined the Dolphins with a wealth of NFL experience and is regarded as one of the leading personnel experts in professional football. He is a veteran of 35 years in the NFL as a front office executive, personnel director, and talent scout with the Atlanta Falcons, the Green Bay Packers, and the Dolphins.

From 1987 through 1991, Braatz served as Executive Vice President of Football Operations for the Packers, where his duties included the hiring and managing of the scouting staff, conducting the college draft, handling trades and waivers, and conducting contract negotiations with players.

Before joining the Packers on January 31, 1987, Braatz was a member of the Atlanta Falcons front office since the club's inception in 1965. He joined the team as an area scout, and went on to hold a number of positions with the Falcons, including Director of Player Personnel, Director of Scouting, and General Manager. While in Atlanta, Braatz' principal responsibility was overseeing the draft, where he was responsible for bringing a number of Pro Bowl players to the Falcons including William Andrews, Gerald Riggs, Mike Kenn, Bill Fralic, and Steve Bartkowski. He also handled most of the club's contract negotiations in the later years of his tenure with the Falcons.

Before beginning his executive career in the NFL, Braatz played with the Washington Redskins as a linebacker and closed out his pro career under Tom Landry with the Dallas Cowboys in their charter 1960 season. He played collegiately at Marquette University, where he captained the school's football team as a senior.

Braatz, 66, and his wife, Jeri, have two sons, Tommy, 36, and Jon, 32.



MIKE CARTWRIGHT

College Scout

College: Wyoming

NFL: 21st Season

Dolphins: 17th Season

Born: February 12, 1946



The responsibilities of scouting the western states fall on the shoulders of Mike Cartwright. In his 17th Dolphins season, Cartwright came to the Miami organization from the BLESTO scouting combine. He worked for BLESTO from 1979-82, first as an area scout before being promoted to regional scout.

Cartwright's initial scouting position was with the San Francisco 49ers working for Pro-Line. Prior to that, he was head coach and athletic director at St. Mary's School in Cheyenne, Wyoming, for three years before serving the same tenure as head football coach at Cheyenne East High School. Also a former teacher, Cartwright earned a B.S. in physical education and biological science from the University of Wyoming in 1970.

Mike and his wife, Mary (married 9/25/74), live in Cheyenne with their son Jeremy (4/25/77) and Mike's two sons by a previous marriage, Chad (12/12/64) and Brad (12/30/68).



TOM HECKERT, JR.

Assistant Director of Pro Personnel/College Scout


College: Hillsdale
NFL: Ninth Season
Dolphins: Ninth Season
Born: July 17, 1967



Beginning his ninth season with the Dolphins, Tom Heckert, Jr. has worked in both pro and college personnel during his tenure with the club. This season, Heckert will be evaluating pro players who become available through roster cuts, as well as evaluating players available during the unrestricted and restricted free agency periods. Heckert also will have the responsibility for scouting college players in the southeast area of the country.

Heckert, 32, joined the Dolphins after serving two years as an assistant coach at Hillsdale College in Michigan. Heckert was a defensive back for Hillsdale College and was a member of their National Championship team in 1985.

Heckert and his wife, Kathy, reside in Weston. They have a son, Griffin (four), and a daughter Madison (two).



RON LABADIE

College Scout

College: Adrian
NFL: Tenth Season
Dolphins: Tenth Season
Born: April 7, 1949



Beginning his tenth year with the Dolphins as a college scout, Ron Labadie concentrates his duties on college athletics in the midwestern states.

Labadie, 50, joined the Dolphins after serving as head football coach and athletic director at Adrian College. A 1971 graduate of Adrian, Labadie returned to the school as head football coach in 1982. Through his eight seasons as head coach of the Bulldogs, he posted a 53-20 (.730) collegiate record. He guided the Bulldogs to MIAA Championships in 1983, 1988 and '89 as well as leading his team to NCAA Division III playoff berths in 1983 and 1988. He was given the additional responsibilities of Director of Athletics for Men in May, 1985.

Before returning to Adrian, Labadie served as head football coach at Marshall High School (1974-81), compiling a 42-30 overall record, including a 39-15 mark over his last six years. Under Labadie, Marshall captured Twin Valley Conference Championships in 1976 and '77.

A native of Paw Paw, Michigan, Labadie earned the school's most valuable player award three times (1968-70) and was named captain of the 1969 and '70 teams. He earned first team All-MIAA honors and led the conference with 10 touchdowns in five MIAA games as a senior. He was inducted into the school's Athletic Hall of Fame in 1981.

Labadie and his wife, Marilyn, have three children, Lisa (24), Brad (21) and Ben (17).



JEFF SMITH

College Scout

College: Washington State
NFL: 20th Season
Dolphins: Fourth Season
Born: May 20, 1947



Beginning his fourth season with the Dolphins, Jeff Smith is responsible for scouting the central states for the team.


Smith joined the Dolphins on May 21, 1996, from the Philadelphia Eagles, where he spent the 1995 season working with current Dolphins Director of Football Operations Bob Ackles as a national scout, responsible for evaluating draft-eligible players throughout the country.

Smith spent the previous two seasons (1993-94) with Denver as the Broncos' Director of College Scouting. In that role, he coordinated all phases of the Broncos' college scouting operation. Before that, he was a member of the Cowboys' scouting department from 1984-92, working with Ackles and current Dolphins Head Coach Jimmy Johnson.

Smith first entered the NFL ranks in 1980 when he became a full-time scout with the Seattle Seahawks after spending the previous four seasons grading film on a part-time basis for Seattle while coaching full-time at Mercer Island (Wash.) High School. He began his coaching career at South Mercer (Wash.) Junior High School in 1970.

After two years as an offensive tackle at Washington State, Smith transferred to the University of Hawaii. He later returned to WSU, where he earned his degree in science education and mathematics.

Smith was born in Williamsport, Pa., and grew up in Clarkston, Wash., where he attended Clarkston High School. He and his wife, Ann Bixby, reside in the Dallas area.



JERE STRIPLING

College Scout

College: Murray State
NFL: 12th Season
Dolphins: Tenth Season
Born: August 24, 1935



Entering his 12th season as an NFL college scout, Jere Stripling begins his tenth season with the Dolphins. Stripling's responsibilities with Miami include serving as the club's BLESTO scout as well as scouting the south central states.

Stripling joined the Dolphins after serving the previous two years (1988-89) as an area scout for the Tampa Bay Buccaneers, with his primary concentration on the southeastern states. Prior to joining the Bucs in 1988, he served two years (1986-87) as one of four national scouts for Canadian IX (the Canadian Football League's official scouting service), with his responsibilities focusing on the southeastern colleges in the United States.

A native of Newbern, Tenn., Stripling spent eight seasons (1978-85) as offensive coordinator and assistant head coach at Northeast Louisiana University. He also served as the school's recruiting coordinator. Under Stripling, the Indians set season records for most yards passing, most yards in total offense and most points scored. In 1983, the Indians ranked sixth nationally in Division I-AA rushing offense.

A 1958 graduate of Murray State, Stripling began his coaching career right after graduation by serving as an assistant coach at Union City (Tenn.) High School. In 1960, he became head

coach at Bartlett (Tenn.) High School, and in 1965 he moved to Dyersburg (Tenn.) High School. After his third and final season at Dyersburg, he and his aides were selected as the conference's "Coaching Staff of the Year."

Stripling played quarterback at the University of Tennessee for one year before transferring to Murray State for his final three years. He served as team captain, was named as the school's most valuable player and earned all-conference recognition as a senior.

Stripling and his wife, Corinne, have two children, David (39) and Susan (37).



KEVIN O'NEILL

Head Athletic Trainer

College: Pittsburgh

NFL: 11th Season

Dolphins: Fourth Season

Born: August 2, 1954




Kevin O'Neill joined the Dolphins on March 1, 1996, as Head Athletic Trainer after serving seven seasons in a similar capacity with the Dallas Cowboys. Along with Ryan Vermillion and Troy Maurer, O'Neill is responsible for the day-to-day treatment of injured Dolphins players in coordination with the club's medical staff. He also has other specific administrative duties as assigned by Dolphins Head Coach Jimmy Johnson.

O'Neill re-joined Johnson with the Dolphins in 1996, having worked with him previously in Dallas and at the University of Miami. During his tenure in Dallas (1989-95), O'Neill was part of three Cowboys Super Bowl wins. He also was a member of Johnson's University of Miami National Championship club during his four years (1985-88) as Head Athletic Trainer at the school.

A graduate of the University of Pittsburgh, O'Neill earned his master's degree in physical education from the University of Arizona while serving as athletic trainer for Catalina High School in Tucson, Ariz. O'Neill spent three years as the head athletic trainer at Oregon State, and one year at the University of Central Florida before joining the University of Miami.

A native of Pittsburgh, O'Neill and his wife, Anne, have two children, McKenzie and Kaitlyn, and live in Fort Lauderdale.



RYAN VERMILLION

Director of Rehabilitation/Associate Athletic Trainer

College: Miami (Fla.)

NFL: Eighth Season

Dolphins: Eighth Season

Born: May 24, 1963



Ryan Vermillion, who joined the Dolphins' training staff on April 10, 1992, serves as the club's Director of Rehabilitation and Associate Athletic Trainer. He is responsible for the day-to-day rehabilitative needs of the team as well as many of the overall programs designed to maintain the team's health and welfare.

Vermillion served as the club's Physical Therapist in 1991, where he helped supervise the rehabilitation program for many of the team's injured players along with the Dolphins' medical staff. Vermillion also spent six seasons (1986-91) as the Physical Therapist for the University

of Miami and was based at Doctor's Hospital in Coral Gables. Before that, he spent three seasons as a volunteer trainer for the Hurricanes.

Vermillion, 36, received his degree in Physical Therapy from Miami in 1987 and has been certified by the National Athletic Trainers Association. He and his wife Margaret (7/27/91) live in Coral Springs with their children – Erin, Riley, and Ryan, Jr.



TONY EGUES

Equipment Manager

College: St. Thomas
NFL: Eighth Season
Dolphins: Eighth Season
Born: December 22, 1969



Tony Egues begins his fifth year as Dolphins equipment manager after serving in a number of positions in his three previous seasons with the club. Egues is responsible for issuing and ordering all playing equipment for the team. In addition, Egues, along with assistants Charlie Thiele and Joe Cimino, coordinates the transport of the club's equipment to and from each road site, including an American Bowl game in Mexico City in 1997.

The 29-year old Egues began his career with the Dolphins on a part-time basis as an equipment assistant, then joined the club full-time in 1992 as an administrative assistant to the coaching staff. He was named as assistant equipment manager in 1994 and then was promoted to his current position prior to the start of the 1995 season. Egues also was elected by NFL Properties the past two years to serve on their Pro Line advisory board.

The past offseason, Egues had a role in the movie, "Any Given Sunday" and served as Technical Advisor for the film.

Egues, and his wife, Lissette, reside in Pembroke Pines.



DAVID HACK

Video Director


College: Miami (Fla.)
NFL: 26th Season
Dolphins: 26th Season
Born: July 16, 1952



David Hack begins his 15th season with the Dolphins as the club's video director after having served 11 seasons as an assistant in the department. Hack and his assistant, Robert Hack, have the responsibility for providing the coaching and player personnel staffs with their audio/visual needs. They videotape all practices and games and maintain an extensive tape and film library.

During his 25 years with the Dolphins, Hack has shot two Super Bowls and also coordinated the team's video operations on international trips to London, Berlin, Tokyo and Mexico City. He and Robert have also been selected by the NFL to shoot numerous college bowl and all star games, including the Orange Bowl, CarQuest Bowl and Senior Bowl All-Star games. In addition, Hack serves as the AFC East representative to the NFL Video Director's quality control committee.

Hack and his wife of 24 years, Connie, reside in Pembroke Pines and have two children, Heather (20) and Brett (17).



Dr. John Uribe
Team Physician/Orthopedic Consultant



Dr. Dan Kanell
Team Physician/Orthopedic Consultant



Dr. Gerald Kuykendall
Team Physician/Internal Medicine



Dr. Frank Finlon
Team Physician/Internal Medicine



Dr. George Caldwell
Team Physician/Orthopedic Consultant



Dr. Robert Brody DDS
Consultant/Sports Dentistry




Dr. Robert Davis
Consultant/Optomety & Vision Training



Dr. James Morris
Consultant/Optomety & Vision Training




Dr. Spencer Baron
Consultant/Chiropractic Physician



Troy Maurer
Assistant Athletic Trainer





T.D.

7-0 • All Mussel

Mascot

Born: 4/18/97

College: Atlantis '97

Acquired: FA, 1997

NFL: Third Season • Dolphins: Third Season

#1

The Miami Dolphins' 1997 addition might have been their biggest – literally. The club unveiled "T.D.", its new mascot, on Friday, April 18, 1997, the first "official" mascot in the history of the franchise. The 7-foot tall mascot made its public debut at the team's Draft Day Party at Pro Player Stadium on April 19, 1997. In addition, the mascot performs at every Dolphins home game.

When the mascot was first unveiled, it was without a name. The club held a "Name the Mascot" contest that drew over 13,000 entries covering all 50 states and 22 countries, with 529 different names suggested. The name "T.D." was first submitted by Sara Fernandez of Miami, and when that name was selected by the Dolphins organization, she won two tickets to Super Bowl XXXII for her winning entry, which was announced at the annual Dolphins Awards Banquet on June 4, 1997.

The club had a live dolphin, "Flipper," who was situated in a fish tank in the open end of the Orange Bowl during the team's early years, and "Dolfan Denny," who has prowled the sidelines for many seasons, including 1998. However, this marks the first time the club actually has an official mascot, one who participates in many of the team's programs in addition to his game-day activities.

"T.D." is available for appearances. For more information, call the Dolphins mascot hotline at (954) 452-7097.

DOLPHINS NAME

Mariners, Marauders, Mustangs, Missiles, Moons, Sharks, Suns. None of those other names suggested to the American Football League expansion franchise in 1965 could raise a fin to the runaway winner.

"Dolphins" was submitted by 622 entrants in a contest which attracted 19,843 entries and more than a thousand different names. The dozen finalists were delivered to a seven-member screening committee of local media.

The bottlenose dolphin, an intelligent creature with an irresistible built-in grin, has inspired wonder for centuries. Plutarch observed 1,900 years ago that the dolphin "is the only creature who loves man for his own sake." Every trainer will have a tale of the dolphin's cleverness and ingenuity, and scientists are fascinated by a dolphin's natural equipment which far surpasses the range of Navy sonar equipment.

"The dolphin is one of the fastest and smartest creatures of the sea," Joe Robbie said in announcing the team name on October 8, 1965. "Dolphins can attack and kill a shark or a whale. Sailors say bad luck will come to anyone who harms one of them."

Mrs. Robert Swanson of West Miami won two lifetime passes to Dolphins games with her nickname entry. The tiebreaker was picking the winner and score of the 1965 game between the University of Miami and Notre Dame. It ended in a scoreless tie.

MIAMI DOLPHINS CHEERLEADERS

The Miami Dolphins inaugural season in 1966 also marked the beginning of cheerleaders on the sidelines at Dolphins home games. Besides bringing spirit and entertainment to the sidelines, the Miami Dolphins Cheerleaders also perform and appear at special events, grand openings, state and county fairs, and various other sporting events. The cheerleaders are closely involved in the community and donate their time to many charitable and civic organizations.

The 1999 Miami Dolphins Cheerleaders range in age from 18-28 and include a civil trial lawyer, an on-air radio personality, elementary and high school teachers, an interior designer, graduate and undergraduate students, and a full-time mother. This diverse squad includes ladies from across the United States, Argentina, Cuba, the Dominican Republic, Honduras, and Singapore.


Director: Dorie Grogan Choreographer: Adriana Dousdebos Assistant: Darlayna Campbell

1999-2000 VETERANS

Jennifer Harrow8 Yrs.	Pola Castellon2 Yrs.	Zoraida Patron2 Yrs.
Barbie Alonso3 Yrs.	Sach Edwards2 Yrs.	Emeraude Rash2 Yrs.
Suzanne Bierwirth3 Yrs.	Shelly Englebright2 Yrs.	Marcia Reeves2 Yrs.
Brenda Fernandez3 Yrs.	Tiffany Frechette2 Yrs.	Nicole Rundlett2 Yrs.
Katie Kronilllis3 Yrs.	Maria George2 Yrs.	Gina Sciarroni2 Yrs.
Susy Ramirez3 Yrs.	Hillary Goff2 Yrs.	Suzy Tavarez2 Yrs.
Paris Singletary3 Yrs.	Christine Lessard2 Yrs.	Laila Valliappan2 Yrs.
Natalie Zaffere3 Yrs.	Zakia Lomax2 Yrs.	Melissa Wise2 Yrs.
Lory Bailey2 Yrs.	Kristi Merz2 Yrs.	
Rachelle Bocksch2 Yrs.	Ada Monserrat2 Yrs.	


1999-2000 ROOKIES

Farrah Bowes	Johanna Gomez	Maribel Sosa
Melissa Chiz	Maidelin Lopez	Latasha Strawder
Jaime Edmondson	Amy Lunsford	Kathleen Torregrossa
Rebecca Fernandez	Odalys Rioseco	



1999-2000 Miami Dolphins Cheerleaders

PRO PLAYER STADIUM



PRO PLAYER STADIUM
 2269 N.W. 199th St., Miami, FL 33056
 (305) 623-6100

PresidentBob Kramm
 Vice President/General ManagerM. Bruce Schulze
 Vice President of Ticket Sales and OperationsWilliam A. Galante
 Vice President of Sales and MarketingBob Reif
 Director of Community and Media RelationsGordon Eric Knowles
 Director of FinanceDave Nunes
 Director of Guest ServicesSteven Froot
 Director of Human ResourcesAlina Molina
 Websitewww.proplayerstadium.com

PRO PLAYER STADIUM

Pro Player Stadium, South Florida's home to the Miami Dolphins and Florida Marlins, is in its 13th season as the premier sports and entertainment facility in the country. This state-of-the-art open-air complex hosted its first football game in August, 1987, its first regular season Major League baseball game in April, 1993 and stages world class events throughout the calendar year. Pro Player Stadium is one of only eight facilities in the country to host NFL football and Major League Baseball in the same venue.

HISTORY

Now in its 13th year of operation, the 75,000 seat, state-of-the-art, open-air facility, originally called Dolphin Stadium, was the first of its kind to be constructed entirely with private funds, costing 115 million dollars when it was completed in 1987. The late Joe Robbie led the financing campaign to build "Joe Robbie Stadium" for the Miami Dolphins of the NFL. JRS revolutionized the economics of professional sports when it opened that year. Inclusion of a Club Level, along with Executive Suites, helped to finance the construction of the stadium. Season ticket holders committed to long term agreements and in return they received first-class amenities in a state-of-the-art facility which is still used as a model for new facilities across the country.

On March 7, 1990, H. Wayne Huizenga, then Chairman of the Board and Chief Executive Officer of Blockbuster Video and Huizenga Holdings Inc., agreed to purchase fifty percent of Joe Robbie Stadium and became the point man in the drive to bring Major League Baseball to

South Florida. That effort was rewarded in July of 1991, when South Florida was awarded a National League expansion franchise. On January 24, 1994, Mr. Huizenga acquired the remaining fifty percent of the stadium to give him 100% ownership. Since 1991, over 80 million dollars have been spent to upgrade and renovate the stadium. The improvement and revitalization of the building under Huizenga allowed the stadium to remain the finest sports and entertainment facility in the United States.

On August 26, 1996, Pro Player, the sports apparel division of Fruit of the Loom, sponsored the renaming of Joe Robbie Stadium as Pro Player Stadium. This industry leader, which specializes in licensed sports apparel, became the first sports marketing and products company to entitle a stadium or arena.

The first football game in Joe Robbie Stadium was held on August 16, 1987, when the Miami Dolphins met the Chicago Bears in a preseason battle. The game also marked the 22nd anniversary of the Dolphins franchise. The stadium hosted the National Football League's premier game, Super Bowl XXIII, on January 22, 1989. It marked the return of the Super Bowl to South Florida after a ten year absence. A second Super Bowl was hosted when Super Bowl XXIX was played in the facility on January 29, 1995, and the Super Bowl returned to Pro Player Stadium on January 31, 1999, when the facility hosted Super Bowl XXXIII.

Major League Baseball officially began in South Florida in the spring of 1993 as the Florida Marlins opened their inaugural campaign as a National League team. On April 5, 1993, the "new" look of Pro Player Stadium as a baseball facility was unveiled to the public for the first time as the Florida Marlins hosted the Los Angeles Dodgers. The Marlins began their existence by finishing the first day in first place with a 6-3 win over the Dodgers.

In 1997, Pro Player Stadium hosted four World Series games between the Marlins and the Cleveland Indians, including Game One on Oct. 18, 1997, the first Series game ever played at the stadium, and Game Seven on October 26, 1997, which the Marlins won, 3-2 in 11 innings, to capture their first World Championship.

Before the arrival of the Marlins, the stadium had played host to thirteen spring training games that attracted 370,000 fans and paved the way for baseball in South Florida.

Behind the scenes, Pro Player Stadium underwent renovations to accommodate Major League Baseball and the Florida Marlins. The conversion included the installation of retractable seating on the north side of the stadium, the construction of the baseball press box in the southwest corner of the facility, the building of the baseball dugouts, the addition of 660 new lights for suitable night play and the installation of a hydraulic disappearing pitcher's mound. The stadium also features a synthetic warning track designed to absorb water. At the time, the only other facility to feature this type of track was Oriole Park at Camden Yards, home of the Baltimore Orioles. The renovation also included the construction of the Florida Marlins clubhouse and other amenities to accommodate baseball at Pro Player Stadium.

On the field, Pro Player Stadium is equipped with a Prescription Athletic Turf (PAT) system which provides draining for its natural grass, and during February and March of 1995, the old PAT system was removed, and a new advanced mechanical drainage system was installed. At a cost of one million dollars, the new system provides three times the drainage capacity of the old system and ensures a firm dry playing surface within half an hour's time after as much as a three inch per hour rain fall.

LOCATION

The stadium is located at 2269 N.W. 199th St. in Miami, only one mile south of the Dade-Broward County Line. The 160 acre site stands midway between downtown Miami (16 miles) and downtown Fort Lauderdale (18 miles).

WORLD CLASS EVENTS

Pro Player Stadium displays its versatility every year by hosting a wide variety of events. Along with Miami Dolphins football and Florida Marlins baseball, college football takes the field with the FedEx Orange Bowl (which played host to the national championship game in 1998 and will again in 2001) and the Micron P.C. Bowl. Super Bowl XXXIII was held at Pro Player Stadium on January 31, 1999. Major League Baseball's premier event, the World Series, was played at Pro Player Stadium in 1997.

Pro Player Stadium has also played host to numerous concerts, featuring entertainers such as Pink Floyd, Elton John/Billy Joel, the Rolling Stones, Chicago, Genesis, Gloria Estefan, Guns & Roses, The Who, Hall & Oates, Rod Stewart, Paul McCartney, New Kids on the Block, the Three Tenors World Tour and U2.

Other events held in the past at Pro Player Stadium include international soccer games featuring the United States World Cup Team, high school football, and numerous trade shows.

EXECUTIVE SUITES

Pro Player Stadium's 188 suites offer luxury and comfort in the ultimate setting to watch any event. The ten, twelve, sixteen, twenty four and thirty two seat suites have been completely renovated and offer DirecTV access, multi-feed sound systems, refrigerators, ice-makers and private telephone services. Uniformed Suite Captains provide personal service in each suite during the events. The Levy Restaurants of Chicago cater the suites with a delectable, wide-variety of food and beverages from which to choose. During Dolphins season, a unique feature which is broadcast on one of the stadium's closed circuit channels is the "Coach's Cam." A field camera dedicated to Head Coach Jimmy Johnson gives suiteholders a bird's-eye view of the coach as he calls the plays.

CLUB LEVEL SEATING

Located on the second level, the 10,200 club level seats provide exceptional luxury with the most space and leg room available in the stadium, featuring seats 21" wide (compared to the 19" wide general seating). The Club Seats lead to air-conditioned lounges with full-service bars and concession areas. The protective overhang and ventilation system, along with wait-staff service also are unique elements of the club level.

HALL OF CHAMPIONS

Pro Player Stadium was proud to introduce the new Hall of Champions during the 1997 Miami Dolphins season. Located in the east endzone area of the Club Level, the Hall of Champions allows groups of 50 to 270 to experience a Miami Dolphins football or Florida Marlins baseball game in style. In addition to club level amenities and entertainment, the Hall of Champions offers interior and exterior seating, a full bar with bartender, a private elevator and many other exclusive privileges.

DINING

Full service concession facilities are available on the 100 and 400 levels. Theme areas by Levy Restaurant and Fine Host Corporation include Bru's Wings, Premo's Subs and Salads, Domino's Pizza, Carvel Ice Cream and Carvel Yogurt. The stadium was recently recognized by Sports Illustrated for the high quality of its food and beverage service.

VISIONS FOR THE FUTURE

Pro Player Stadium will continue to enhance the fan experience by its commitment to capital improvements. These continuing upgrades and renovations will heighten the guest experience by providing increased comfort, new amenities and better service.

STADIUM FACTS

Stadium Address	2269 N.W. 199th St. Miami, FL 33056
Stadium Telephone	(305) 623-6100
Relative Location	16 miles northwest of downtown Miami 18 miles southwest of Fort Lauderdale 14 miles north of Orange Bowl 3/4 mile south of Calder Race Track 1 mile south of Dade-Broward county line on N.W. 27th Ave.
Opening Date	August 16, 1987 Chicago Bears 10, Miami Dolphins 3
Project Cost	\$115 million
Method of Financing	Private, through lease of executive suites and club seats
Club Seats	originally sold on 10-year leases
Executive Suites	originally sold on 10-year leases
Project Site Area	160 acres
Design Team	
Architect	HOK Sports Facilities Group (Kansas City, MS)
Construction Manager	Huber, Hunt and Nichols, Inc. (Indianapolis, IN)
Construction Consultant	George A. Fuller Company (New York, NY)
Structural Engineer	Bliss & Nyitray, Inc. (Miami, FL)
Civil Engineer	Keith and Schnars, P.A. (Fort Lauderdale, FL)
Mechanical, Electrical	Blum Consulting Engineers, Inc. (Dallas, TX)
Acoustical Consultant	The Joiner-Rose Group, Inc. (Dallas, TX)
Food Service Consultant	Cini-Little Associates, Inc. (Miami, FL)

Football/Soccer Seating Capacity	75,192
General Seating (19" chairback with armrest)	
Lower Deck	26,895
Upper Deck	34,898
Club Seats (21" chairback with armrest)	10,209
188 Executive Suites (10, 12, 16 and 24 seats)	2,890
Disabled Seating	300
Full-Time Use For Baseball	
Seating Capacity	42,531
Playing Field Dimensions	
Left Field Line	330 feet
Center Field Line	434 feet
Right Field Line	345 feet
First Baseball Game	March 11, 1988
Los Angeles Dodgers 10, Baltimore Orioles 8	March 4, 1988
First Soccer Game	U.S. National team 2, Millonarios (Colombia) 1
.....	July 3, 1988
First Concert	Rod Stewart, Hall and Oates and Chicago
First Super Bowl	January 22, 1989
San Francisco 49ers 20, Cincinnati Bengals 16	December 29, 1990
First Blockbuster Bowl	December 29, 1990
(Micron P.C. Bowl)	Florida State 24, Penn State 17
First FedEx Orange Bowl	December 31, 1996
Nebraska 41, Virginia Tech 21	October 18, 1997
First World Series	October 18, 1997
Florida Marlins 7, Cleveland Indians 4	
Press Boxes	
Working Press Seats	150
Radio/TV Booths	10
Stadium Access	
Gates	8
Ramps	(25 feet wide, 2 each corner) 8
Escalators	(2 each corner) 8
Elevators	13
(7 club level, 2 service/emergency, 2 press, 1 office, 1 freight)	
Parking	
On-Site (140 acres)	24,137 cars
171 buses, 90 RVs, 85 limousines, 1 helipad	
Building	
Overall Size	648 feet x 736 feet
Height	188 feet (150-foot building, 38-foot lights)
Prescription Athletic Turf	128,000 square feet
Materials	
.....	3 acres of sod for playing field
.....	55,000 cubic yards of concrete
.....	6,000 tons of reinforcing steel
.....	5 miles of drain pipe
.....	500,000 yards of excavation material
.....	140 miles of electrical wire
.....	3,300 pieces of precast concrete
.....	25,000 square yards of carpet
Concessionaires	FineHost Corporation, Greenwich, Connecticut
.....	Levy Restaurants, Chicago, Illinois
Novelties	Facility Merchandising Incorporated
Facilities	
Concession Stands	43 stands, 264 service lines
1 TV monitor per stand	
Restrooms	40 men, 40 women
Locker Rooms	(60 lockers in each) 4
Playing Field	
Surface	Prescription Athletic Turf (Natural Grass)
Drainage	Firm Playing Surface Within 30 Minutes of
a 3" Per Hour Rain	

Scoreboards

Main (East End Zone)	56 feet high x 142 feet long
Auxiliary (West End Zone).....	54 feet high x 104 feet long
Color Video Screens (West)	27 feet high x 36 feet long
Sony JumboTRON (East)	32 feet high x 42 feet long
Baseball Scoreboard	16 feet high x 224 feet long
Lighting For Playing Field.....	1,050 Metal Halide Instant Restrike Light Fixtures 150+ foot candles at playing field

STADIUM HISTORY

- Mar. 5, 1976 - Consultants are hired to do feasibility study for South Florida stadium.
- July 21, 1976 - Preliminary plan for 70,000-seat stadium is unveiled.
- Nov. 15, 1977 - Miami voters reject \$15 million bond issue for Orange Bowl renovations.
- May 22, 1978 - Committee estimates to Dade County a cost of \$40 million to build a new Orange Bowl next to the old one with financing coming from a resort tax and ticket surcharge.
- Feb. 19, 1979 - County attorney rules resort tax money cannot be used to build a new Orange Bowl.
- March, 1979 - National Football League rejects Miami as a Super Bowl site until stadium situation is rectified.
- Dec. 22, 1981 - Dolphins owner Joe Robbie reveals that he is negotiating to develop privately a stadium at Lake Lucerne in north Dade County.
- Nov. 2, 1981 - Voters in Dade and Broward counties overwhelmingly defeat a sales tax increase which would go toward building a new stadium.
- Dec. 14, 1983 - City of Miami voters reject sales tax increase to renovate the Orange Bowl.
- Mar. 5, 1984 - Dolphins owner Joe Robbie announces plans to build a new multi-purpose stadium in north Dade County at the team's annual awards banquet.
- Mar. 13, 1984 - City of Miami voters reject raising taxes to pay for \$55 million bond issue to repair the Orange Bowl.
- May 10, 1984 - Dolphins owner Joe Robbie begins campaign to market Dolphin Stadium executive suites and club seats.
- July 3, 1984 - Metro Commission accepts 160 acres donated by Emil and Lawrence Morton at Lake Lucerne, then leases it to Dolphin Stadium Corporation for 99 years.
- Dec. 6, 1984 - Metro commissioners unanimously agree to let Dolphins owner Joe Robbie sell \$85 million in tax exempt bonds to finance his stadium project.
- Jan. 8, 1985 - Dolphins owner Joe Robbie announces that he is ready to spend two million dollars for stadium blueprints and engineering studies.
- Mar., 1985 - Formal application is made by Dolphins owner Joe Robbie for permission to build Dolphin Center, which will include a stadium, hotels, offices, stores and restaurants.
- Mar. 14, 1985 - At the NFL meetings in Phoenix, Dolphin Stadium is named as the host site for Super Bowl XXIII (1989).
- July 22, 1985 - Clearing of stadium site begins.
- Sept. 9, 1985 - South Florida Regional Planning Council recommends approval of proposed Dolphin Center.
- Sept. 26, 1985 - Metro Commission approves development order and zoning request of Dolphin Center.
- Dec. 1, 1985 - Groundbreaking ceremonies for Dolphin Stadium take place.
- Dec. 19, 1985 - Foundation permit is issued to Dolphin Stadium Corporation by Dade County.
- Dec. 26, 1985 - First concrete is poured at stadium site.
- Dec. 31, 1985 - Dolphins owner Joe Robbie obtains construction loan and is granted permanent financing for the new stadium.
- June 3, 1986 - Dolphins owner Joe Robbie plants a ceremonial 30-foot Royal Palm tree to begin a million-dollar beautification project for neighborhoods near Dolphin Stadium.
- Aug. 27, 1986 - Topping Out Ceremonies take place at Dolphin Stadium as highest point of construction is reached.
- Feb. 3, 1987 - Metro Commission unanimously passes a resolution recommending that Dolphin Stadium be named after its builder, Joe Robbie.
- April 30, 1987 - Tim Robbie, designated spokesman for the Robbie children, announces that Dolphin Stadium has been renamed "Joe Robbie Stadium."

- Aug. 2, 1987 - An estimated 40,000 people attend Family Day at Joe Robbie Stadium, the general public's first opportunity to see the new facility.
- Aug. 16, 1987 - The Miami Dolphins play host to the Chicago Bears in the first game ever played in Joe Robbie Stadium. The Bears put a damper on the festive evening with a 10-3 preseason victory in front of 63,451 fans. The date also marks the 22nd anniversary of the Dolphins franchise.
- Oct. 11, 1987 - The Dolphins' "replacement" team records a 42-0 shutout win over the Kansas City Chiefs in the first regular-season game at JRS.
- Mar. 4, 1988 - The first soccer game ever played at JRS takes place as part of the Marlboro Soccer Cup of Miami. The U.S. National team defeats Millionarios of Colombia, 2-1, in the match before 14,877 fans.
- Mar. 11, 1988 - The first baseball game ever played at JRS takes place in front of 24,247 spectators, then the largest crowd ever to see a major-league game in the state of Florida. The Los Angeles Dodgers defeat the host Baltimore Orioles, 10-8, in the exhibition contest. The following night, the Montreal Expos beat the Orioles, 9-3, with 17,830 in attendance. Seven home runs are hit each night as a temporary 30-foot wall in left field compensates for a distance of 272 feet down the foul line.
- April 16, 1988 - A technical inspection team from FIFA, soccer's international governing body, visits JRS as part of the United States' bid to host the 1994 World Cup.
- July 3, 1988 - The first concert ever held at JRS takes place. "Happy Birthday America '88" features performances by Rod Stewart, Hall and Oates and Chicago.
- Jan. 22, 1989 - The first Super Bowl ever held at JRS takes place. The game marks the first-time since Super Bowl XIII (January 21, 1979) that the NFL's Championship game is played in Miami. The San Francisco 49ers come back in the final minutes of the game to defeat the Cincinnati Bengals, 20-16.
- Mar. 7, 1990 - H. Wayne Huizenga, Chairman of the Board and Chief Executive Officer of Blockbuster Video and Huizenga Holdings, Inc., agrees to purchase fifty percent (50%) of Robbie Stadium Corporation (the parent company of Joe Robbie Stadium), as well as a fifteen percent (15%) limited partnership interest in the Miami Dolphins.
- April 14 & 15, 1990 - Nearly 100,000 people pack the stands in Joe Robbie Stadium over a two-day period to see former Beatle Paul McCartney perform live in concert.
- April 17, 1990 - The Blockbuster Bowl, college football's newest post-season bowl game, is officially certified by the NCAA. The bowl is scheduled to kickoff its inaugural matchup on December 29, 1990, at Joe Robbie Stadium.
- Dec. 29, 1990 - The Florida State Seminoles defeat the Penn State Nittany Lions, 24-17, in the inaugural Blockbuster Bowl at JRS before a capacity crowd of 74,021.
- Jan. 5, 1991 - Dolphins host the Kansas City Chiefs in the first NFL playoff game ever played in JRS. The Dolphins come back in the final moments of the contest to defeat the Chiefs, 17-16.
- Jan. 28, 1991 - Seats are removed on the north side of JRS to begin renovating the stadium for baseball.
- March 26, 1991 - H. Wayne Huizenga and the Robbie family jointly purchase 42 acres adjacent to Joe Robbie Stadium. In addition, Huizenga purchases two additional lots, totaling 65 acres. The lots were purchased from the estates of Emil and Lawrence Morton.
- March 30, 1991 - The New York Yankees and the Baltimore Orioles play an exhibition game before 67,654 fans at Joe Robbie Stadium - the largest crowd ever to watch a baseball game in a non-Major League city. The Yankee-Oriole game the following day draws 57,359, giving the two-game series at JRS a total attendance figure of 125,013.
- May 23, 1991 - At the NFL meetings in Minneapolis, Joe Robbie Stadium is selected as the host site for Super Bowl XXIX, to be played on January 29, 1995.
- June 10, 1991 - The National League expansion committee recommends South Florida (Joe Robbie Stadium) and Denver to Major League Baseball's ownership committee as the two sites for National League expansion. The two teams will begin play in 1993.
- July 18, 1991 - Major League Baseball officially awards South Florida a National League expansion franchise, the Florida Marlins, who will begin play in 1993 at Joe Robbie Stadium.
- Jan. 25, 1992 - The U.S. World Cup soccer team faces the Soviet National Team (C.I.S.) before a South Florida record soccer crowd of 30,386.
- Jan. 17, 1993 - Dolphins host the Buffalo Bills in the first AFC Championship Game ever

- played at JRS. In front of 72,703 fans, the largest crowd ever to watch a Dolphins game at JRS, the Bills defeat the Dolphins 29-10 and advance to Super Bowl XXVII.
- April 5, 1993 – In the first regular season baseball game ever played at JRS, the Florida Marlins win their inaugural game, defeating the Los Angeles Dodgers, 6-3.
 - Jan. 24, 1994 – H. Wayne Huizenga acquires remaining 50% of Joe Robbie Stadium and the additional 85% of the Miami Dolphins, leaving him with 100-percent ownership of both the stadium and Dolphins.
 - Jan. 25, 1995 – The second Super Bowl game held at JRS takes place. In Super Bowl XXIX, the San Francisco 49ers defeat the San Diego Chargers, 49-26.
 - May 11, 1996 – Al Leiter of the Marlins pitches the first no-hitter in JRS history, shutting out the Colorado Rockies, 11-0.
 - Aug. 26, 1996 – Pro Player, the sports apparel division of Fruit of the Loom, sponsors the renaming of Joe Robbie Stadium to Pro Player Stadium for \$20 million over a ten-year period.
 - Oct. 31, 1996 – At the NFL meetings in New Orleans, Pro Player Stadium is selected as the host site for Super Bowl XXXIII, to be played on January 31, 1999.
 - Dec. 31, 1996 – The Nebraska Cornhuskers defeat the Virginia Tech Hokies, 41-21, in the first FedEx Orange Bowl played at Pro Player Stadium.
 - March 8, 1997 – Pro Player Stadium plays host to the Three Tenors concert (Luciano Pavarotti, Placido Domingo, Jose Carreras).
 - Oct. 18, 1997 – Pro Player Stadium hosts its first ever World Series game, as the Florida Marlins defeat the Cleveland Indians, 7-4, in Game One.
 - Oct. 25, 1997 – The Pro Player Stadium crowd of 67,498 to watch the Marlins defeat the Indians in Game Six is the largest to see a World Series game since 1954.
 - Oct. 26, 1997 – Edgar Renteria's single in the bottom of the 11th inning of Game Seven of the World Series drives in Craig Counsell to give the Marlins a 3-2 win and the World Championship.
 - Jan. 31, 1999 – The third Super Bowl game held at Pro Player Stadium takes place. In Super Bowl XXXIII, the Denver Broncos defeat the Atlanta Falcons, 34-19.

STADIUM "FIRSTS"

FOOTBALL

PRESEASON GAME: 8/16/87 – Chicago 10, Dolphins 3
REGULAR-SEASON GAME: 10/11/87 – Dolphins 42, Kansas City 0
DOLPHIN PLAYOFF GAME: 1/5/91 – Dolphins 17, Kansas City 16
AFC CHAMPIONSHIP GAME: 1/17/93 – Buffalo 29, Dolphins 10
SUPER BOWL: 1/22/89 – San Francisco 49ers 20, Cincinnati Bengals 16
COLLEGE BOWL GAME: 12/29/90 – Florida State 24, Penn State 17 (Blockbuster Bowl)
DOLPHIN WIN: 10/11/87 – Dolphins 42, Kansas City 0
DOLPHIN LOSS: 10/25/87 – Buffalo 34, Dolphins 31 (OT)
DOLPHIN SHUTOUT: 10/11/87 – Dolphins 42, Kansas City 0
SHUTOUT, OPPONENT: 7/26/91 – Chicago 6, Dolphins 0 (preseason)
OVERTIME GAME: 10/25/87 – Buffalo 34, Dolphins 31
PLAYER TO VISIT JRS WITH TWO DIFFERENT TEAMS: Doug Flutie (Chicago, 8/16/87 and New England, 12/28/87)

REGULAR-SEASON GAMES
NATIONAL ANTHEM, PERFORMANCE: Thomas Brown, III vs. Kansas City, 10/11/87 (played trumpet)
NATIONAL ANTHEM, SINGING: Pete Harris vs. Buffalo, 10/25/87
COIN TOSS: vs. Kansas City, 10/11/87 (won by Chiefs)
DOLPHIN CAPTAINS: Kyle Mackey, Tim Pidgeon, Demetrious Johnson
KICKOFF: Willie Beecher (Dolphins) vs. Kansas City, 10/11/87 (to 2-yard line)
KICKOFF RETURN: Kevin Wyatt of Kansas City, 10/11/87 (21 yards)
DOLPHIN KICKOFF RETURN: Pete Roth vs. Kansas City, 10/11/87 (23 yards)
TACKLE, ON KICKOFF: Scott Nicolas (Dolphins) vs. Kansas City, 10/11/87 (of Kevin Wyatt)
KICKOFF RETURNED FOR TD: Stanford Jennings (Cincinnati) vs. San Francisco (SB XXIII), 1/22/89
PUNT: Kelly Goodburn of Kansas City, 10/11/87 (47 yards)
DOLPHIN PUNT: Stacy Gore vs. Kansas City, 10/11/87 (35 yards)
PUNT RETURN: Mike Caterbone (Dolphins) vs. Kansas City, 10/11/87 (15 yards)
PUNT RETURNED FOR TD: O.J. McDuffie (Dolphins) vs. Indianapolis, 10/24/93
BLOCKED PUNT: William Judson (Dolphins) vs. Green Bay, 9/18/88
PENALTY: On Dolphins vs. Kansas City, 10/11/87 (illegal formation)
FIELD GOAL ATTEMPT: Willie Beecher (Dolphins) vs. Kansas City, 10/11/87 (missed from 49 yards)

FIELD GOAL: Scott Norwood of Buffalo, 10/25/87 (41 yards)
DOLPHIN FIELD GOAL: Fuad Reveiz vs. Buffalo, 10/25/87 (46 yards)
TURNOVER: Alex Espinosa of Kansas City intercepted by Liffort Hobley of Dolphins, 10/11/87
DOLPHIN TURNOVER: Lawrence Sampleton fumbles (recovered by James Harrell) vs. Kansas City, 10/11/87
FUMBLE: Blaine Smith of Kansas City, 10/11/87 (own recovery)
DOLPHIN FUMBLE: Lawrence Sampleton vs. Kansas City, 10/11/87 (recovered by Chiefs' James Harrell)
FORCED FUMBLE: Mike Lambrecht (Dolphins) vs. Kansas City, 10/11/87 (on Chris Smith)
FUMBLE LOST: Chris Smith of Kansas City, 10/11/87 (recovered by Liffort Hobley)
FUMBLE RECOVERY: Blaine Smith of Kansas City 10/11/87 (his own)
FUMBLE RETURNED FOR TD: Liffort Hobley (Dolphins) vs. Kansas City, 10/11/87 (55 yards)
INTERCEPTION: Liffort Hobley (Dolphins) vs. Kansas City, 10/11/87 (of Alex Espinosa)
INTERCEPTION RETURNED FOR TD: Donnie Shell of Steelers, 11/1/87 (50 ards)
SCORING PLAY: Rickey Isom (Dolphins) vs. Kansas City, 10/11/87 (6-yard TD run)
SCORING PLAY, OPPONENT: Scott Norwood of Buffalo, 10/25/87 (41-yard FG)
TOUCHDOWN: Rickey Isom (Dolphins) vs. Kansas City, 10/11/87 (6-yard run)
RUSHING TOUCHDOWN: Rickey Isom (Dolphins) vs. Kansas City, 10/11/87 (6 yards)
RUSHING TOUCHDOWN, OPPONENT: Robb Riddick of Buffalo, 10/25/87 (1 yard)
PASSING TOUCHDOWN: Dan Marino to Mark Duper (Dolphins) vs. Buffalo, 10/25/87 (5 yards)
PASSING TOUCHDOWN, OPPONENT: Jim Kelly to Chris Burkett (Buffalo), 10/25/87 (14 yards)
DEFENSIVE TOUCHDOWN: Liffort Hobley (Dolphins) vs. Kansas City, 10/11/87 (55-yard fumble return)
DEFENSIVE TOUCHDOWN, OPPONENT: Donnie Shell of Steelers, 11/1/87 (50-yard interception return)
SPECIAL TEAMS TOUCHDOWN: Marc Logan (Dolphins) vs. Buffalo, 9/10/89 (blocked punt recovery)
SCORING DRIVE: By Miami (7 plays, 54 yards in 3:28) vs. Kansas City, 10/11/87
PAT: Willie Beecher (Dolphins) vs. Kansas City, 10/11/87 (Good)
MISSED PAT: Fuad Reveiz (Dolphins) vs. Washington, 12/20/87
FIRST DOWN: Robert Parker of Kansas City, 10/11/87 (1-yard run)
DOLPHIN FIRST DOWN: Dameon Reilly (Dolphins) vs. Kansas City, 10/11/87 (16-yard pass from Kyle Mackey)
THIRD-DOWN CONVERSION: By Kansas City, 10/11/87 (Robert Parker 1-yard run)
DOLPHIN THIRD-DOWN CONVERSION: vs. Kansas City, 10/11/87 (16-yard pass from Kyle Mackey to Dameon Reilly)
FOURTH-DOWN CONVERSION: By Dolphins vs. Buffalo, 10/25/87 (17-yard pass from Dan Marino to Mark Duper)
TACKLE: Mike Lambrecht (Dolphins) vs. Kansas City, 10/11/87 (of Robert Parker)
TACKLE, OPPONENT: Chris Lindstrom of Kansas City, 10/11/87 (of John Tagliaferri)
QB SACK: Ike Readon (Dolphins) vs. Kansas City, 10/11/87 (of Matt Stevens)
QB SACK, OPPONENT: Bruce Smith of Buffalo, 10/25/87 (of Dan Marino)
RUSHING ATTEMPT: Robert Parker of Kansas City, 10/11/87 (2 yards)
DOLPHIN RUSHING ATTEMPT: John Tagliaferri vs. Kansas City, 10/11/87 (2 yards)
PASSING ATTEMPT: Matt Stevens of Kansas City, 10/11/87 (incomplete, intended for David Montagne)
DOLPHIN PASSING ATTEMPT: Kyle Mackey vs. Kansas City, 10/11/87 (incomplete, intended for Eddie Chavis)
PASS COMPLETION: Matt Stevens to John Trahan (Kansas City), 10/11/87 (5 yards)
DOLPHIN PASS COMPLETION: Kyle Mackey to Mark Konecny vs. Kansas City, 10/11/87 (10 yards)
TIMEOUT: By Dolphins vs. Kansas City, 10/11/87 (2:23 of 2nd quarter)
INJURY: Kevin Wyatt of Kansas City, 10/11/87 (ankle)

BASEBALL

EXHIBITION GAME: March 11, 1988, Los Angeles Dodgers 10, Baltimore Orioles 8

REGULAR SEASON GAMES:

GAME: April 5, 1993, Florida Marlins 6, Los Angeles Dodgers 3
CEREMONIAL FIRST PITCH: New York Yankee great Joe DiMaggio
PITCH: Charlie Hough (Marlins) a called strike to Jose Offerman (Dodgers), 4/5/93
HIT: Bret Barberie (Marlins) first inning single to left field off Orel Hershiser (Dodgers), 4/5/93
DOUBLE: Eric Davis (Dodgers) second inning, 4/5/93
TRIPLE: Walt Weiss (Marlins), second inning, 4/5/93
HOME RUN: Tim Wallach (Dodgers), sixth inning solo home run over left field wall, 4/5/93
RUN: Benito Santiago (Marlins), second inning, 4/5/93
RBI: Walt Weiss (Marlins), second inning, 4/5/93
STOLEN BASE: Jeff Conine (Marlins), eighth inning 4/5/93
STRIKEOUT: Jose Offerman (Dodgers) goes down looking to Charlie Hough in first inning, 4/5/93
WALK: Eric Karros (Dodgers), second inning off Charlie Hough, 4/5/93
ERROR: Jody Reed (Dodgers), muffs first inning ground ball hit by Scott Pose, 4/5/93
WINNING PITCHER: Charlie Hough (Marlins), 4/5/93
LOSING PITCHER: Orel Hershiser (Dodgers), 4/5/93
SAVE: Bryan Harvey (Marlins), 4/5/93
NO-HITTER: Al Leiter (Marlins), 5/11/96

WORLD SERIES: October 18, 1997, Florida Marlins 7, Cleveland Indians 4

SOCCKER

(all 3/4/88, U.S. vs. Millonarios)

GAME: 3/4/88-- U.S. National team 2, Millonarios (Colombia) 1


GOAL: Jorge Raigoza (Millonarios) at 55:44

ASSIST: Ruben Dario Hernandez (Millonarios)

GAME-WINNING GOAL: Bruce Murray (U.S.), at 78:34

PENALTY KICK: Tab Ramos (U.S.), saved by Ruben Cousillas of Millonarios

DOLPHINS TRAINING CENTER



On July 11, 1993, the Miami Dolphins officially moved into their brand new training facility at Nova-Southeastern University in Davie, Florida, from their long-time base at St. Thomas University.

The ten million dollar state-of-the-art facility covers 70,000 square feet and incorporates the latest technology and advances that were utilized in the design of other NFL training facilities.

The Dolphins' training center not only houses the team's football operation personnel and the club's administrative staff, but it also serves as the site of the club's preseason training camp and all off-season conditioning programs as well.

The facility includes a large locker room area, sauna and steam rooms, a therapy swimming pool, a cold plunge pool, whirlpools, and one of the largest weight training rooms in the NFL.

In addition to the physical training needs, modern support facilities also were constructed. Those include lounges, conference rooms, equipment rooms, laundry areas, video editing labs, an auditorium that functions as a site for major press conferences as well as for full team and staff meetings, and a dance studio for the team's cheerleaders.

Administrative offices, located on the second floor, include the head coaches' office with an adjacent conference room overlooking the practice fields. Offensive and defensive coaches' offices flank these areas. Other office space exists for personnel and administrative staff members.

At the rear of the facility are two full-sized grass football fields, which were constructed utilizing the Prescription Athletic Turf (PAT) system that also is used for the field at Pro Player Stadium. That system incorporates underground pipes and electronic pumps to remove water from the fields when natural drainage is not adequate.

With a primary emphasis to design the complex in a "fan-friendly" manner, a bleacher structure adjacent to the fields was constructed, utilizing elements of Pro Player Stadium itself. When the stadium was revised to accommodate baseball, large sections of seats from the stadium were removed. Those sections were relocated to the Nova facility as part of the new complex. As a result, the bleacher facility at Nova can accommodate 2,000 spectators, including 600 in

chair-back seats, for open practice sessions and other special events. The structure also provides fans permanent amenities such as concession areas, a merchandise pro shop, ticket windows, and rest rooms.

TRAINING CENTER FACTS

Cost	\$10 million
Method of Financing	\$5 million bond issue
	\$5 million from Dolphins
Site	Nova-Southeastern University
	7500 S.W. 30th Street
	Davie, Florida 33314
Architects.....	Roy D. Smith and Associates
Main Building Addition and Dance Studio Architect	Wayne D. Vensel
Contractors	Miller and Solomon, Inc.
Distance to Facility From Airport	12 miles-Ft. Lauderdale Int'l
Number of Stories of Facility	2
Total Acreage	9.04 acres
Square Feet of Training Facility	68,226 feet
Square Feet of Dance Studio	4,000 feet
Square Feet of Bleacher Building	15,000 feet
Number of Seats for Fans	2,000 (680 chairbacks; 1,320 bench seating)
Square Feet of Weightroom	7,500 feet
Square Feet of Locker Room	4,600 feet
Number of Lockers.....	84 players, 18 coaches & 29 staff
Square Feet of Player Lounge	1,008 feet
Number of Offices for Coaches and Personnel	53
Number of Player Meeting Rooms.....	7 and 1 auditorium
Number of Conference Rooms	5
Square Feet of Auditorium	2,950 feet
Number of Seats in Auditorium.....	90 seats
Square Feet of Media Workroom	1,100 feet (includes press room and media interview room)
Work Spaces in Media Workroom	25
Number of Whirlpools	3 portable, 1 hot pool and 1 cold pool
Gallons in Pool.....	32,912
Gallons in Jacuzzi	2,644
Gallons in Cold Water Plunge	561
Sauna Capacity.....	10
Steam Room Capacity	10
Number of Practice Fields	2 (both grass)
Type of Grass for Practice Fields	Tifway 419 Bermuda
Type of Drainage System.....	Prescription Athletic Turf-patented (sub-terrain vacuum drainage)
Parking for Players and Coaches	120 spaces
Parking for Business and Media	43 spaces

CHRONOLOGY OF MIAMI DOLPHIN TRAINING CENTER SITES

July 5, 1966 - July 15, 1966	St. Petersburg Beach (St. Petersburg, FL)
July 16, 1966 - August 6, 1966	Boca Ciega High School (St. Petersburg, FL)
August 7, 1966 - April 24, 1970	St. Andrew's School (Boca Raton, FL)
April 25, 1970 - July 11, 1970	Indoctrination Camp at Univ. of Miami (Miami, FL)
July 12, 1970 - June 30, 1993	Biscayne College/St. Thomas University; (Miami, FL)
July 1, 1993.....	Nova-Southeastern University (Davie, FL)

WHAT TO LOOK FOR IN 1999

MIAMI DOLPHINS...

- Need one more win for the 300th regular season victory in franchise history. Miami enters 1999 with a composite record of 299-193-4.

RB KARIM ABDUL-JABBAR...

- If he leads the team in rushing, would become just the second player in club history to lead the team in rushing four straight seasons. Larry Csonka did it from 1970-74.
- With 2,968 career rushing yards, he stands in the fifth spot on the team's all-time list. With 576 more yards, he would overtake Tony Nathan (3,543) for fourth. With 677 more yards, he would surpass Jim Kiick (3,644) for third. With 910 more yards, he would move past Mercury Morris (3,877) for second.
- With 860 career rush attempts, stands third all-time in Dolphin annals. With 138 more attempts, he would overtake Jim Kiick (997) for second.
- His nine 100-yard rushing games are third all-time. With two more, he would surpass Mercury Morris (10) for second, and with seven more, he would move past Larry Csonka (15) for first.
- With a 1,000-yard rushing season, would become just the second Dolphin to reach that mark in two different seasons. Larry Csonka put together three 1,000 yard rushing seasons (1971-73). Abdul-Jabbar rushed for 1,116 yards in his rookie season of 1996.

DE TRACE ARMSTRONG...

- With 32.5 career sacks as a Dolphin, Armstrong is ninth on the Dolphins' all-time chart. With three more, he would surpass Manny Fernandez (35.0) for eighth. With 6.5 more, he would overtake A.J. Duhe (38.5) for seventh. With 7.5 more, he would move past Bob Baumhower (39.5) and Kim Bokamper (39.5) into fifth.

DT TIM BOWENS...

- Can extend his consecutive games played and started streak of 78.

CB TERRELL BUCKLEY...

- With 19 career interceptions as a Dolphin, stands in the ninth spot on the team's all-time list. With four more he would surpass Curtis Johnson (22) and Tim Foley (22) for seventh. With five more, he would overtake Gerald Small (23) for sixth. With six more, he would move past Louis Oliver (24) and William Judson (24) into fourth.

TE TROY DRAYTON...

- Needs to play in eight more regular season games to attain the 100 games played mark in his NFL career. He enters 1999 having appeared in 92 regular season contests.

QB CRAIG ERICKSON...

- Needs 2,375 more passing yards to reach 10,000 in his NFL career. He has thrown for 7,625 in his seven previous NFL seasons.
- Needs nine more pass completions to reach 600 in his NFL career. He has completed 591 passes entering 1999.

DT DARYL GARDENER...

- Enters the 1999 season having started in 43 straight contests.

G KEVIN GOGAN...

- Enters the 1999 season having played in 145 consecutive league games and having started in 97 straight.

QB DAN MARINO...

- Can extend his consecutive games started streak of 41, the third-longest such streak among active NFL quarterbacks (Green Bay's Brett Favre, 109; Tampa Bay's Trent Dilfer, 64).
- Needs 1,087 more passing yards to reach the 60,000-yard mark for his career. He enters 1999 with 58,913 career passing yards.
- Needs 11 more pass attempts to attain 8,000 in his NFL career. He enters 1999 with 7,989 career pass attempts.

- Needs 237 more pass completions to reach 5,000 for his career. He enters 1999 with 4,763 career pass completions.
- Needs seven more victories to record the 149th win of his career and become the all-time winningest quarterback in NFL regular season history, surpassing John Elway's 148 wins. He enters 1999 with a starting record of 142-87 during the regular season.
- Should he lead the league in passing yards, Marino would accomplish the feat for sixth time in his career and set an NFL record for most seasons leading the NFL in that category. He led the league from 1984-86, 1988 and 1992. He currently is tied with Sonny Jurgensen (1961-62, 1966-67, 1969) at five.
- Should he lead the league in touchdown passes, Marino would join Johnny Unitas (1957-60), Len Dawson (1962-63, 1965-66) and Steve Young (1992-94, 1998) as the only players to lead the league in that category four times. Marino has done it on three occasions (1984-86).

WR TONY MARTIN...

- With 37 more receptions, would reach the 500-catch plateau for his NFL career during the regular season. He enters 1999 with 463 receptions.
- With 913 more receiving yards, would attain 8,000 for his NFL career. He enters 1999 with 7,087 receiving yards.
- With two more touchdown catches, it would give him 50 for his NFL career. He goes into 1999 with 48 TD catches.

S BROCK MARION...

- Needs to play in 13 regular season games to attain the 100 games played mark in his NFL career. He enters 1999 having appeared in 87 regular season contests.

WR O.J. McDUFFIE...

- Enters 1999 having caught a pass in 62 consecutive games.
- If McDuffie leads the Dolphins in receiving in 1999, he would become just the second Dolphin to top the team's reception chart three or more straight seasons. Nat Moore did it six straight times (1974-79).
- With 358 career receptions, McDuffie stands fifth place on the team's all-time list. With 26 more he would move ahead of Tony Nathan (383) into fourth.
- With 4,415 career receiving yards, McDuffie is fifth on the club's all-time chart. With 120 more yards, he would surpass Duriel Harris (4,534) into fourth.
- With 27 career receiving touchdowns, McDuffie is fifth on the Dolphins' all-time list. With seven more, he would overtake Paul Warfield (33) for fourth.
- With nine career 100-yard receiving games, McDuffie is seventh on the club's all-time chart in that department. With two more, he would overtake Paul Warfield (10), Duriel Harris (10) and Irving Fryar (10) for fourth. With four more, he would surpass Nat Moore (12) for third.
- Needs to play in five more games to attain the 100 games played mark in his NFL career. He enters 1999 having appeared in 95 regular season contests.

RB BERNIE PARMALEE...

- Needs 41 more rushing yards for 2,000 in his NFL career. He enters 1999 with 1,959.
- With six career 100-yard rushing games is tied with Delvin Williams for sixth on the club's all-time chart. Needs two more to surpass Mark Higgs (seven) for fifth.

LB ZACH THOMAS...

- If he leads the team in tackles, Thomas would become just the third Dolphin to lead the team in tackles four or more straight seasons. Nick Buoniconti did it five consecutive seasons (1969-73), while Bryan Cox accomplished the feat four straight times (1992-95).
- With an interception return for a touchdown, Thomas would establish the club's all-time mark in that category. His three returns for scores currently are tied with Dick Anderson for the most in franchise history.

T RICHMOND WEBB...

- Has played in 135 regular season games in his career. If he appears in all 16 games in 1999, Webb would tie Bruce Hardy (151) for 10th on the Dolphins' all-time list for games played.

DOLPHINS ARE BEST

Since the 1970 merger of the National and American Football Leagues, the Miami Dolphins are the winningest team in professional football. The Dolphins, who own a regular season record of 284-154-2 (.648) and an overall mark of 302-170-2 (.639), have the best regular-season and overall winning percentage of any NFL team during that span.

TEAM	REGULAR SEASON				OVERALL			
	W	L	T	PCT.	W	L	T	PCT.
1. MIAMI	284	154	2	.648	302	170	2	.639
2. Dallas	277	163	0	.630	308	179	0	.632
3. San Francisco	273	164	3	.624	297	178	3	.624
4. Oakland	263	171	6	.605	282	182	6	.606
5. Pittsburgh	263	176	1	.599	284	190	1	.599
6. Washington	257	181	2	.586	275	191	2	.590
Denver	256	178	6	.589	273	189	6	.590
8. Minnesota	261	177	2	.595	274	196	2	.583
9. Jacksonville	35	29	0	.547	38	32	0	.543
10. St. Louis	229	207	4	.525	239	221	4	.519
11. Kansas City	219	214	7	.506	222	223	7	.499
12. Chicago	219	220	1	.499	225	228	1	.497
13. Cleveland	194	195	3	.499	198	205	3	.491
14. Buffalo	212	226	2	.484	224	237	2	.486
15. Green Bay	207	225	8	.480	216	232	8	.482
16. N.Y. Giants	207	230	3	.474	217	236	3	.479
17. Philadelphia	207	226	7	.478	212	236	7	.474
18. Carolina	30	34	0	.469	31	35	0	.470
19. New England	204	236	0	.464	210	245	0	.462
20. Cincinnati	203	237	0	.461	208	244	0	.460
Seattle	164	192	0	.461	167	196	0	.460
22. San Diego	196	239	5	.451	202	246	5	.451
23. Tennessee	197	241	2	.450	204	251	2	.449
24. Detroit	198	238	4	.455	199	246	4	.448
25. Atlanta	184	252	4	.423	188	257	4	.423
26. Arizona	183	251	6	.423	184	255	6	.420
27. New York Jets	183	255	2	.418	187	261	2	.418
28. Indianapolis	180	258	2	.411	186	265	2	.413
29. New Orleans	177	259	4	.407	177	263	4	.403
30. Baltimore	16	31	1	.344	16	31	1	.344
31. Tampa Bay	118	237	1	.333	120	241	1	.333

Since 1970, the Miami Dolphins own the best regular-season winning percentage of any team in the four major professional sports. Miami's regular-season winning percentage of .648 (284-154-2) eclipses that of any of the combined 115 teams from the National Football League, *Major League Baseball, the #National Hockey League and the #National Basketball Association.

TEAM	SPORT	W	L	T	PCT.
1. MIAMI DOLPHINS	FOOTBALL	284	154	2	.648
2. Los Angeles Lakers	Basketball	1459	805	0	.644
3. Montreal Canadiens	Hockey	1233	656	325	.630
Dallas Cowboys	Football	277	163	0	.630
5. San Francisco 49ers	Football	273	164	3	.624
6. Boston Bruins	Hockey	1227	697	290	.620
7. Boston Celtics	Basketball	1397	867	0	.617
8. Oakland Raiders	Football	263	171	6	.605
9. Pittsburgh Steelers	Football	263	176	1	.599
10. Minnesota Vikings	Football	261	177	2	.595
11. Denver Broncos	Football	256	178	6	.589
12. Philadelphia Flyers	Hockey	1140	747	327	.589
13. Washington Redskins	Football	257	181	2	.586

TEAM	SPORT	W	L	T	PCT.
14. Phoenix Suns	Basketball	1276	988	0	.564
15. Milwaukee Bucks	Basketball	1252	1012	0	.553
16. Buffalo Sabres	Hockey	1037	824	353	.548
17. New York Yankees	Baseball	2403	1995	0	.546
18. Edmonton Oilers	Hockey	723	589	190	.545
19. Cincinnati Reds	Baseball	2371	2032	0	.539
Baltimore Orioles	Baseball	2372	2026	0	.539
21. Los Angeles Dodgers	Baseball	2366	2040	0	.537
22. Calgary Flames	Hockey	946	798	314	.536
23. Chicago Blackhawks	Hockey	1005	875	334	.529
24. St. Louis Rams	Football	229	207	4	.525
25. New York Islanders	Hockey	923	846	289	.519

* Baseball records are through the end of the 1998 season.

Hockey and basketball records are through the end of the 1998-99 seasons.

DOLPHINS = WINNERS

Best Record Since NFL-AFL Merger (regular season, 1970-98)

1. MIAMI	284	154	2	.648
2. Dallas	277	163	0	.630
3. San Francisco	273	164	3	.624
4. Oakland	263	171	6	.605
5. Pittsburgh	263	176	1	.599

Best Record in the '90s (regular season)

1. San Francisco	109	35	0	.757
2. Kansas City	93	51	0	.646
Dallas	93	51	0	.646
4. Buffalo	92	52	0	.639
5. Denver	88	56	0	.611
6. Pittsburgh	87	57	0	.604
7. MIAMI	86	58	0	.597

Best Record in the '80s (regular season)

1. San Francisco	104	47	1	.688
2. Washington	97	55	0	.638
3. MIAMI	94	57	1	.622
4. Denver	93	58	1	.615
5. Chicago	92	60	0	.605

Best Record in the '70s (regular season)

1. Dallas	105	39	0	.729
2. MIAMI	104	39	1	.726
3. Oakland	100	38	6	.715
4. St. Louis	99	42	3	.698
5. Minnesota	99	43	2	.694

Average Points Scored Per Game Since NFL-AFL Merger (regular season, 1970-98)

1. San Francisco	23.6
2. MIAMI	22.8
3. Dallas	21.9
4. Oakland	21.7
5. Washington	21.6

**Average Points Allowed Per Game Since NFL-AFL Merger
(regular season, 1970-98)**

1. Pittsburgh	17.6
2. San Francisco	17.9
3. Dallas	18.1
4. MIAMI	18.2
5. Oakland	18.6

**Most Seasons With 10 Or More Wins Since NFL-AFL Merger
(1970-98)**

1. Dallas	20
2. San Francisco	18
3. MIAMI	17
4. Denver	13
Pittsburgh	13
Washington	13

**Most Seasons With a Winning Record Since NFL-AFL Merger
(1970-98)**

1. Dallas	23
2. MIAMI	22
3. Pittsburgh	21
San Francisco	21
5. Minnesota	20
Washington	20

**Most Division Championships Since NFL-AFL Merger
(includes ties, 1970-98)**

1. Dallas	16
San Francisco	16
3. MIAMI	15
4. Pittsburgh	14
5. Minnesota	13

**Most Playoff Appearances Since NFL-AFL Merger
(1970-98)**

1. Dallas	21
2. Minnesota	19
San Francisco	19
4. MIAMI	18
Pittsburgh	18

**Best Home Record Since NFL-AFL Merger
(regular season, 1970-98)**

1. MIAMI	163	55	1	.747
2. Pittsburgh	163	57	0	.741
3. Denver	158	59	4	.724
4. Dallas	154	64	0	.706
5. Minnesota	149	71	2	.676

**Best Road Record Since NFL-AFL Merger
(regular season, 1970-98)**

1. San Francisco	131	87	1	.601
2. MIAMI	121	99	1	.550
Oakland	119	97	4	.550
4. Dallas	120	100	0	.546
5. Minnesota	111	106	0	.514

Best Record Within the AFC East Since NFL-AFL Merger
(regular season, 1970-98)

1. MIAMI.....	146	84	1	.634
2. New England.....	114	114	0	.500
3. Buffalo.....	112	115	1	.493
5. N.Y. Jets.....	100	127	1	.441
4. Indianapolis.....	98	130	1	.430

Best Interconference Record Since NFL-AFL Merger
(regular season, 1970-98)

1. MIAMI.....	72	29	0	.713
2. Oakland.....	68	37	1	.646
3. Dallas.....	63	37	0	.630
4. San Francisco.....	65	42	0	.608
5. Pittsburgh.....	58	45	0	.563

Best Record in December Since NFL-AFL Merger
(regular season, 1970-98)

1. San Francisco.....	68	34	0	.667
2. Washington.....	65	34	0	.657
3. MIAMI.....	66	36	0	.647
4. Dallas.....	58	38	0	.604
5. Oakland.....	59	42	0	.584

Best Record on Monday Night Football
(1970-98, minimum 20 appearances)

1. Oakland.....	33	16	1	.670
2. San Francisco.....	33	17	0	.660
3. Pittsburgh.....	27	18	0	.600
4. Dallas.....	32	23	0	.582
5. Kansas City.....	16	12	0	.571
6. MIAMI.....	34	26	0	.567



DOLPHIN FACT


Despite having 127 players selected to appear in the Pro Bowl since 1970, the Dolphins have never had a cornerback play in the post-season all-star contest. Offensive guard is the position which Miami has been represented at most often (19 times, led by Bob Kuechenberg's six appearances). Surprisingly, despite the high number of appearances by the rest of the offensive line (also, 12 by centers), Dolphins offensive tackles have played in the Pro Bowl on only ten occasions (Richmond Webb, seven times; Norm Evans, twice and Wayne Moore, once).





DOLPHIN FACT

Since the 1970 AFL-NFL merger, a total of 127 Dolphins players have been selected to appear in the AFC-NFC Pro Bowl. Over the course of those 29 seasons, 87 offensive players, 36 defensive players and four special teams players have been chosen. The only seasons since 1970 that the Dolphins did not have a player selected to the Pro Bowl were 1980 and 1997.

1999 MIAMI DOLPHINS







KARIM ABDUL-JABBAR

5-11 • 205

Running Back

Born: 6/28/74

College: UCLA '97

Acquired: D3b, 1996 • Signed Through: 1999

NFL: Fourth Season • Dolphins: Fourth Season

#33

PRO CAREER

1998 – Started all 15 games in which he played . . . Led the team in rushing with 960 yards and six touchdowns on 270 attempts . . . Marked the third straight year in which he led the club in rushing, the first Dolphin to achieve that feat since Mark Higgs did it from 1991-93, and just the third overall (Larry Csonka, 1970-74) . . . Is the only Dolphin to lead the club in rushing in each of his first three NFL seasons . . . Overall, led Miami in rushing on ten occasions . . . Rushing total ranked 12th in the AFC . . . Also caught 21 passes for 102 yards on the year . . . Abdul-Jabbar's 2,968 rushing yards over the last three years is the third-most by a Dolphin in three straight seasons:

MOST RUSHING YARDS BY A DOLPHIN IN THREE STRAIGHT SEASONS

PLAYER	FIRST-YEAR RUSHING	SECOND-YEAR RUSHING	THIRD-YEAR RUSHING	TOTAL YARDS
1. Larry Csonka	1,051 (1971)	1,117 (1972)	1,003 (1973)	3,171
2. Larry Csonka	874 (1970)	1,051 (1971)	1,117 (1972)	3,042
3. KARIM ABDUL-JABBAR	1,116 (1996)	892 (1997)	960 (1998)	2,968

100-YARD RUSHING GAMES: Abdul-Jabbar reached the 100-yard plateau three times in 1998, and the Dolphins emerged victorious in all three contests . . . He ran for 108 yards and a touchdown on 23 attempts in Miami's season-opening win at Indianapolis (9/6) . . . Two weeks later, he duplicated that with 108 yards and a TD on 33 carries in the Dolphins' 21-0 triumph over Pittsburgh (9/20) . . . The Steelers game marked the eighth 100-yard rushing effort of his career, moving him past Mark Higgs into fourth in team history . . . He rushed for a season-high 127 yards and a TD on 25 carries in a 13-9 win at Carolina (11/15) . . . The Panthers contest was the ninth 100-yard rushing performance of his career, surpassing Benny Malone into third on the club's all-time chart . . . In his career, Abdul-Jabbar now has rushed for at least 100 yards in a game nine times, third-most in Dolphins history trailing only Larry Csonka (15) and Mercury Morris (10) . . . The Dolphins are 8-1 when Abdul-Jabbar attains the 100-yard rushing plateau . . . The only Miami loss when Abdul-Jabbar gained over 100 yards occurred in a 42-23 loss at New England on November 3, 1996 . . . Abdul-Jabbar's other career 100-yard rushing games include: 103 yards on Nov. 9, 1997 vs. N.Y. Jets; 108 yards on Oct. 19, 1997 at Baltimore; 152 yards on Dec. 22, 1996 at N.Y. Jets; 104 yards on Nov. 3, 1996 at New England; 124 yards on Sept. 15, 1996 vs. N.Y. Jets; 115 yards on Sept. 1, 1996 vs. New England.

MOST 100-YARD RUSHING GAMES IN DOLPHINS HISTORY

PLAYER	YEARS	100-YARD RUSHING GAMES
1. Larry Csonka	1968-74, 1979	15
2. Mercury Morris	1969-75	10
3. KARIM ABDUL-JABBAR	1996-98	9
4. Benny Malone	1974-78	8
5. Mark Higgs	1990-94	7

RUSHING YARDS: Abdul-Jabbar's 960 yards in 1998 marked the seventh-best performance by a running back in Dolphins history . . . He now owns two of the top seven single-season figures in Dolphins history:

MIAMI DOLPHINS SINGLE-SEASON RUSHING LEADERS

PLAYER	YEAR	YARDS	PLAYER	YEAR	YARDS
1. Delvin Williams	1978	1,258	6. Mercury Morris	1972	1,000
2. Larry Csonka	1972	1,117	7. KARIM ABDUL-JABBAR	1998	960
3. KARIM ABDUL-JABBAR	1996	1,116	8. Mercury Morris	1973	954
4. Larry Csonka	1971	1,051	9. Mark Higgs	1992	915
5. Larry Csonka	1973	1,003	10. Mark Higgs	1991	905

In addition, with 2,968 career rushing yards, Abdul-Jabbar enters the 1999 season fifth on the Dolphins' all-time rushing chart:

MIAMI DOLPHINS RUSHING LEADERS

PLAYER	YEARS	RUSHING YARDS
1. Larry Csonka	1968-74, 1979	6,737
2. Mercury Morris	1969-75	3,877
3. Jim Kiick	1968-74	3,644
4. Tony Nathan	1979-87	3,543
5. KARIM ABDUL-JABBAR	1996-98	2,968

ATTEMPTS: Abdul-Jabbar amassed 270 rush attempts in 1998, the fourth-highest single-season total in club history . . . Abdul-Jabbar now owns three of the four-highest season rush attempt figures in Dolphins annals . . . In his career, he has accumulated 860 rush attempts, third-most in team history, trailing only Larry Csonka (1,506) and Jim Kiick (997):

MIAMI DOLPHINS ALL-TIME RUSHING ATTEMPT LEADERS

SEASON			CAREER		
PLAYER	YEAR	ATTs	PLAYER	YEARS	ATTs
1. KARIM ABDUL-JABBAR	1996	307	1. Larry Csonka	1968-74,79	1,506
2. KARIM ABDUL-JABBAR	1997	283	2. Jim Kiick	1968-74	997
3. Delvin Williams	1978	272	3. KARIM ABDUL-JABBAR	1996-98	860
4. KARIM ABDUL-JABBAR	1998	270	4. Mercury Morris	1969-75	754
5. Mark Higgs	1992	256	5. Tony Nathan	1979-87	732

TOUCHDOWNS: Abdul-Jabbar notched six touchdowns in 1998, all rushing . . . In his three-year career, he now has scored 33 touchdowns, 32 of them rushing . . . His 32 rushing scores are second on the Dolphins' all-time chart, trailing only Larry Csonka's 53 . . . His 33 total touchdowns are tied for fifth in club history, along with Mercury Morris, Tony Nathan and Paul Warfield:

MIAMI DOLPHINS ALL-TIME TOUCHDOWN SCORERS

RUSHING TOUCHDOWNS			ALL TOUCHDOWNS		
PLAYER	YEAR	TDs	PLAYER	YEARS	TDs
1. Larry Csonka	1968-74,79	53	1. Mark Clayton	1983-92	82
2. KARIM ABDUL-JABBAR	1996-98	32	2. Nat Moore	1974-86	75
3. Mercury Morris	1969-75	29	3. Mark Duper	1982-92	59
4. Jim Kiick	1968-74	28	4. Larry Csonka	1968-74,79	57
5. Don Nottingham	1973-77	25	5. KARIM ABDUL-JABBAR	1996-98	33
			Mercury Morris	1969-75	33
			Paul Warfield	1970-74	33
			Tony Nathan	1979-87	33

In addition, Abdul-Jabbar now has amassed 32 rushing touchdowns over the last three seasons, the second-most in the NFL over this three-year span:

MOST RUSHING TOUCHDOWNS IN THE NFL FROM 1996-98

PLAYER	TEAM	1996	1997	1998	3-YEAR TOTALS
1. Terrell Davis	Denver	13	15	21	49
2. KARIM ABDUL-JABBAR	Miami	11	15	6	32
3. Ricky Watters	Philadelphia/Seattle	13	7	9	29
Emmitt Smith	Dallas	12	4	13	29
5. Terry Allen	Washington	21	4	2	27

TOTAL YARDS FROM SCRIMMAGE: Abdul-Jabbar registered 1,062 total yards from scrimmage in 1998, 19th in the AFC . . . In his three-year career, he now has amassed 3,470 total yards from scrimmage.

FIRST DOWNS: In 1998, Abdul-Jabbar accumulated 46 total first downs (43 rushing, three receiving) . . . In his three-year career, he has recorded 190 total first downs.

GAME HIGHLIGHTS - AT INDIANAPOLIS (SEPT. 6): Opened the season with 108 yards and a TD on 23 attempts, marking the seventh 100-yard rushing game of his career, tying him with Mark Higgs for fourth-most in Dolphins history . . . Also had one reception for 10 yards . . . Touchdown came on a four-yard run . . . It was the second time in his three NFL seasons that he opened the year with a 100-yard rushing performance . . . Had a long run of 16 yards in the game . . .

VS. BUFFALO (SEPT. 13): Amassed a team-high 75 yards on 18 attempts, including a long run of 26 yards, tied for the fourth-longest run of his career to that point . . . 66 yards of his rushing total came in the second half . . . In the process, he surpassed Benny Malone into eighth on the Dolphins' career rushing list . . .

VS. PITTSBURGH (SEPT. 20): Matched his total from the season-opener with 108 yards and a touchdown on a career-high 33 carries . . . Touchdown came on a three-yard run . . . It was the eighth 100-yard rushing effort of his career, tying him with Benny Malone for third on the Dolphins' all-time chart . . . The 33 attempts tied for the most in Dolphins' history, along with Larry Csonka's total from Super Bowl VIII on January 13, 1974 against Minnesota . . . It was the most by a Dolphin in a regular season game, surpassing the previous high of 31, established by Mercury Morris on October 5, 1975 at Green Bay . . . In the contest, Abdul-Jabbar also moved past Andra Franklin into seventh on the team's career rushing list . . . His rushing touchdown was the 28th of his career, tying him with Jim Kiick for third on the club's all-time list . . .

AT JACKSONVILLE (OCT. 12): In a Monday night game, led the team with 43 yards rushing on 21 attempts . . . Had a one-yard scoring run, marking the 29th rushing TD of his career, tying him with Mercury Morris for second on the club's career chart . . .

VS. ST. LOUIS (OCT. 18): Led club with 59 yards rushing on 17 carries, and added two catches for 12 yards . . .

VS. NEW ENGLAND (OCT. 25): Led Dolphins with 56 rushing yards on 21 attempts, while also hauling in a season-high three passes for 12 yards . . .

AT BUFFALO (NOV. 1): Topped team with 97 yards rushing on 22 attempts, including a one-yard touchdown run . . . Also had two catches for nine yards . . . The scoring run was the 30th of his career, moving him past Mercury Morris into sole spot of second on the Dolphins' all-time list . . . It was the 31st overall touchdown of his career, tying him with Jim Kiick for eighth on the Dolphins' career list . . . Had a 31-yard run in the game, the longest of his career to that point . . .

AT CAROLINA (NOV. 15): Led club with a season-high 127 yards rushing and a touchdown on 25 carries . . . Also caught one pass for two yards . . . Rushing total that day is the second-highest of his career, trailing only his 152-yard performance at the N.Y. Jets on December 22, 1996 . . . It also was the ninth 100-yard rushing game of his career, moving him past Benny Malone into sole possession of the third spot on the Dolphins' career chart . . . Of his total, 114 came in the first half, becoming the first Dolphin to rush for 100 or more yards in a half since he did it on December 22, 1996 when he gained 102 yards in the second half at the N.Y. Jets . . . In the Panthers game, he moved into fifth on the team's all-time rushing list, surpassing Delvin Williams (seventh) and Mark Higgs (sixth) . . . Had a long run of 30 yards in the game, the second-longest of his career to that point . . . Touchdown came on a one-yard run, and it was the 32nd overall touchdown of his career (31st rushing) . . .

AT NEW ENGLAND (NOV. 23): In a Monday night contest, rushed for 10 yards and a TD on 10 carries, and caught one pass for four yards . . . Touchdown came on a four-yard run in the fourth quarter, and it was the 33rd overall touchdown of his career (32nd rushing), tying him with Mercury Morris, Tony Nathan and Paul Warfield for fifth on the Dolphins' all-time list . . .

VS. NEW ORLEANS (NOV. 29): Led the team with 72 yards rushing on 18 carries, while also adding two catches for ten yards . . . Had a long run of 32 yards . . .

AT OAKLAND (DEC. 6): Amassed a team-high 94 yards rushing on 19 attempts and had two receptions for 21 yards . . . Put together runs of 45 and 40 yards in that game, the two longest of his career . . .

AT ATLANTA (DEC. 27): Was inactive with a concussion sustained the previous week against Denver . . . Marked the first and only game he has missed in his NFL career.

PLAYOFFS: In two playoff games following the 1998 season, including one start, Abdul-Jabbar totaled 100 yards rushing and a touchdown on 30 carries, and also caught three passes for nine yards . . . Started in First-Round victory over Buffalo on January 2, 1999 when he had a personal playoff-high 95 yards rushing and a touchdown on 27 attempts . . . Also caught two passes for four yards in that game . . . Touchdown came on a three-yard run in the third quarter . . . Had a long run of 18 yards in the contest . . . Has started two of the three playoff games in which he has played during his career, and has rushed for 116 yards and a TD on 35 carries, and caught three passes for nine yards.

1997 – Played in all 16 games with 14 starts in his second NFL season . . . Rushed for 892 yards and 15 touchdowns on 283 attempts, the second straight season in which he topped the Dolphins' rushing chart . . . He also caught 29 passes for 261 yards and a TD . . . Reception total was fourth on the squad . . . He led the team in rushing on 14 occasions and in receiving once . . . His 283 rush attempts are the second-most in Dolphins history, trailing only his own figure of 307 from 1996 . . . He became the third Dolphin to lead the team in rushing in each of his first two seasons, following Jim Kiick (1968-69) and Sammie Smith (1989-90) . . . Abdul-Jabbar's rushing total ranked tenth in the AFC, and his 1,153 total yards from scrimmage were 14th in the conference . . . He led the NFL in total touchdowns (16), and tied with Denver's Terrell Davis for the league-lead in rushing touchdowns (15) . . . Abdul-Jabbar's 2,008 rushing yards from 1996-97 are the third-most ever by a Dolphin in consecutive seasons, trailing only Larry Csonka, who combined for 2,168 rushing yards from 1971-72 and 2,120 yards from 1972-73 . . . That total of 2,008 also is the most by a Dolphins player in his first two NFL seasons . . .

TOUCHDOWNS: Abdul-Jabbar set a new Dolphins single-season record in 1997 for rushing touchdowns (15) . . . His 16 total scores are the second-most in club history, trailing only Mark Clayton's total of 18 in 1984 . . .

MIAMI DOLPHINS SINGLE-SEASON TOUCHDOWN LEADERS					
RUSHING TOUCHDOWNS			TOTAL TOUCHDOWNS		
PLAYER	YEAR	TDs	PLAYER	YEAR	TDs
1. KARIM ABDUL-JABBAR	1997	15	1. Mark Clayton	1984	18
2. Mercury Morris	1972	12	2. KARIM ABDUL-JABBAR	1997	16
Don Nottingham	1975	12	3. Mark Clayton	1988	14
Larry Csonka	1979	12	4. Ron Davenport	1985	13
5. Ron Davenport	1985	11	Nat Moore	1977	13
KARIM ABDUL-JABBAR	1996	11	Larry Csonka	1979	13

The 16 touchdowns also led the NFL, and Abdul-Jabbar became the second Dolphin to lead the league in total touchdowns, with Clayton being the first in 1984, when his 18 scores tied him with the Raiders' Marcus Allen for the NFL lead . . . Abdul-Jabbar's 15 rushing touchdowns tied him with Denver's Terrell Davis for the league-lead, becoming the second Dolphins player to hold that distinction, with Mercury Morris topping the NFL chart for rushing touchdowns with 12 in 1972 . . . The 15 rushing touchdowns placed him in a group of seven other players who are tied for the 21st-most in NFL history . . .

MOST SINGLE-SEASON RUSHING TOUCHDOWNS IN NFL HISTORY					
YEAR	PLAYER	RUSH TDs	YEAR	PLAYER	RUSH TDs
1. 1995	Emmitt Smith, Dall.	25	15. 1964	Lennie Moore, Balt.	16
2. 1983	John Riggins, Wash.	24	1968	Leroy Kelly, Clev.	16
3. 1985	Joe Morris, N.Y. Giants	21	1975	Pete Banaszak, Oak.	16
1994	Emmitt Smith, Dall.	21	1975	O.J. Simpson, Buff.	16
1996	Terry Allen, Wash.	21	1988	Greg Bell, L.A. Rams	16
1998	Terrell Davis, Den.	21	1991	Barry Sanders, Det.	16
7. 1962	Jim Taylor, Wash.	19	21. 1945	Steve van Buren, Phil.	15
1979	Earl Campbell, Hou.	19	1961	Jim Taylor, G.B.	15
1981	Chuck Muncie, S.D.	19	1966	Leroy Kelly, Clev.	15
10. 1983	Eric Dickerson, L.A. Rams	18	1988	Ickey Woods, Cin.	15
1986	George Rogers, Wash.	18	1989	Greg Bell, L.A. Rams	15
1992	Emmitt Smith, Dall.	18	1995	Chris Warren, Sea.	15
13. 1958	Jim Brown, Clev.	17	1997	KARIM ABDUL-JABBAR, MIA.	15
1965	Jim Brown, Clev.	17	1997	Terrell Davis, Den.	15

In addition, his 26 rushing scores from 1996-97 are tied for the fifth-most by a player in his first two NFL seasons, while his 27 total scores are the ninth-most for a player in his initial two NFL campaigns . . .

MOST TOTAL TOUCHDOWNS, FIRST TWO NFL SEASONS					
PLAYER	TEAM	YEARS	FIRST-YEAR TOUCHDOWNS	SECOND-YEAR TOUCHDOWNS	TOTAL
1. Eric Dickerson	L.A. Rams	1983-84	20	14	34
Gale Sayers	Chicago	1965-66	22	12	34
3. Earl Campbell	Houston	1978-79	13	19	32
Curtis Martin	New England	1995-96	15	17	32
5. Billy Sims	Detroit	1980-81	16	15	31
6. Bill Groman	Houston	1960-61	12	18	30
Barry Sanders	Detroit	1989-90	14	16	30
8. Jim Brown	Cleveland	1957-58	10	18	28
9. KARIM ABDUL-JABBAR	MIAMI	1996-97	11	16	27

MOST RUSHING TOUCHDOWNS, FIRST TWO NFL SEASONS					
PLAYER	TEAM	YEARS	FIRST-YEAR TOUCHDOWNS	SECOND-YEAR TOUCHDOWNS	TOTAL
1. Earl Campbell	Houston	1978-79	13	19	32
Eric Dickerson	L.A. Rams	1983-84	18	14	32
3. Curtis Martin	New England	1995-96	14	14	28
4. Barry Sanders	Detroit	1989-90	14	13	27
5. KARIM ABDUL-JABBAR	MIAMI	1996-97	11	15	26
Jim Brown	Cleveland	1957-58	9	17	26
Billy Sims	Detroit	1980-81	13	13	26

Abdul-Jabbar put together three multiple-touchdown games in 1997 . . . He had three rushing touchdowns twice in 1997: at Baltimore on October 19 and at New England on November 23 . . . With the three rushing scores, Abdul-Jabbar joined a group of eight other Dolphins who also achieved that standard a total of 13 times prior to the Baltimore game . . . Abdul-Jabbar had a stretch of five straight games in which he scored a rushing touchdown in 1997, tying a Dolphins record which he now shares with three other players . . . The streak began on November 9 against the N.Y. Jets, and lasted through the Dolphins' 33-30 victory over Detroit on December 7 . . . Abdul-Jabbar scored eight touchdowns over this five-game span, during which time the Dolphins posted a record of 4-1 . . .

FIRST DOWNS: Of his 312 total rush attempts and receptions in 1997, 74 were converted into first downs, fourth-most in the AFC and seventh in the NFL . . . In 1996, he accumulated 70 total first downs, sixth in the AFC and 12th in the NFL . . . His 144 total first downs from 1996-97 are sixth-most in the NFL during this two-year stretch:

MOST FIRST DOWNS IN THE NFL, 1996-97

PLAYER	TEAM	1996	1997	TOTAL
1. Terrell Davis	Denver	108	110	218
2. Jerome Bettis	Pittsburgh	82	99	181
3. Barry Sanders	Detroit	84	96	180
4. Ricky Watters	Philadelphia	92	75	167
5. Curtis Martin	New England	91	58	149
6. KARIM ABDUL-JABBAR	MIAMI	70	74	144

GAME HIGHLIGHTS: Started season-opener against Indianapolis (8/31) and rushed for a team-high 50 yards on 13 attempts, including a nine-yard TD run, the Dolphins' only touchdown of the afternoon in a 16-10 win . . . His 22-yard run in that game was a season-long . . . Did not start at Tampa Bay (9/21) as Dolphins opened with three wide receivers . . . Led Dolphins in rushing with 62 yards on 18 carries at N.Y. Jets (10/12), when he also added three receptions for 47 yards and a touchdown . . . Touchdown reception came on a 36-yard pass from Dan Marino, marking the longest catch of his career and his only one for a touchdown . . . Accounted for the first of his two 100-yard rushing games on the year, at Baltimore (10/19), when he ran for 108 yards on 22 carries . . . Touchdowns came on runs of five, five and six yards . . . It represented the fifth multiple touchdown game of his career, and the first time he has had three rushing scores in a game . . . His three rushing scores equaled a club single-game record, accomplished 13 times previously (including one playoff game) by eight different players, the last by Bernie Parmalee versus Detroit on December 25, 1994 . . . The three total scores tied for the third-most ever by a Dolphin, trailing only Paul Warfield (vs. Detroit, 12/15/73) and Mark Ingram (at N.Y. Jets, 11/27/94), both of whom scored four times . . . Second 100-yard rushing game occurred vs. N.Y. Jets (11/9), when he accumulated 103 yards and a pair of scores on 25 attempts. . . Had touchdown runs of four and five yards . . . Also had two catches for 19 yards . . . It represented the sixth 100-yard rushing game of his career, tying him with Delvin Williams and Bernie Parmalee for the fifth-most in team history . . . The two scores marked his sixth career multiple touchdown game. . . Rushed for 83 yards and a TD on 26 carries the following week vs. Buffalo (11/17) . . . Had another three-touchdown performance the week afterwards at New England (11/23), when he rushed for 33 yards on 18 attempts, marking the seventh multiple-TD game of his career . . . Touchdowns came on three one-yard runs . . . The three rushing scores gave him 13 for the season, eclipsing the club record of 12, which had been held by Mercury Morris (1972), Don Nottingham (1975) and Larry Csonka (1979) . . . Rushed for 85 yards and a TD on 23 attempts at Oakland (11/30), including a two-yard touchdown run, the fourth straight game in which he had a rushing touchdown . . . Extended that streak to five the week afterwards when he ran for 70 yards on 23 carries, including a one-yard scoring run, vs. Detroit (12/7) . . . In the process he tied the Dolphins record for most consecutive games with a rushing TD (five), a mark also held by Mercury Morris (games six through ten in 1972), Don Nottingham (games two through six in 1975) and Pete Johnson (games eight through 12 in 1984) . . . The touchdown against the Lions was his 26th career rushing touchdown, moving him into sole possession of fourth on the Dolphins' all-time chart . . . Tied for the team-lead in receptions in season finale vs. New England (12/22) with six for 60 yards, both career-high figures . . . Abdul-Jabbar played in the Dolphins' 17-3 First-Round Playoff loss at New England (12/28) and rushed for 16 yards on five attempts and had no receptions . . . On December 30, 1997, he underwent arthroscopic surgery on his right knee for removal of a small tear of the lateral meniscus and loose bodies, in addition to a general joint debridement.

1996 – Played in all 16 games with 14 starts as a rookie . . . Finished as team's leading rusher with 307 carries for 1,116 yards (3.6 per carry) with 11 touchdowns and a long of 29 yards and added 23 catches for 139 yards (6.0 per catch) with a long of 23 yards . . . Finished sixth in AFC and 11th in NFL in rushing yards, tied for sixth in AFC and ninth in NFL with 11 touchdowns and seventh in AFC and 16th in NFL with 1,255 total yards from scrimmage . . . Led the Dolphins in rushing 14 times . . .

AMONG DOLPHINS RUNNERS: Abdul-Jabbar's rushing output made him the first rookie and just the fourth player (sixth time overall) in Dolphins history to gain 1,000 or more yards, joining Larry Csonka (1971-73), Mercury Morris (1972) and Delvin Williams (1978) . . . Overall, his 307 carries was the highest single-season total in team history, while his 1,116 rushing yards ranked third and 11 rushing touchdowns ranked tied for fourth (now tied for fifth) at the time . . . In addition, Abdul-Jabbar set Dolphins rookie rushing records for yards and attempts and tied the team rookie record for rushing touchdowns . . . Abdul-Jabbar broke Andra Franklin's club

rookie rushing records of 201 carries and 711 yards, which Franklin set in his initial season in the league in 1981, and tied Ron Davenport's rookie record of 11 rushing touchdowns:

DOLPHINS ROOKIE RUSHING LEADERS					
PLAYER, YEAR	RUSH YDS.	PLAYER, YEAR	RUSH ATTS.	PLAYER, YEAR	RUSH TDs
K. ABDUL-JABBAR, 1996	1116	K. ABDUL-JABBAR, 1996	307	Ron Davenport, 1985	11
Andra Franklin, 1981	711	Andra Franklin, 1981	201	K. ABDUL-JABBAR, 1996	11
Sammie Smith, 1989	659	Sammie Smith, 1989	200	Andra Franklin, 1981	7
Jim Kiick, 1968	621	Jim Kiick, 1968	165	Larry Csonka, 1968	6
Troy Stradford, 1987	619	Troy Stradford, 1987	145	Troy Stradford, 1987	6
				Sammie Smith, 1989	6

Abdul-Jabbar's 30 carries at N.Y. Jets (12/22/96) tied for the third-highest single-game rushing attempt total in team history (now fourth) . . . It also tied the club's rookie rushing attempt record with Troy Stradford's 30 carries against the N.Y. Jets on December 7, 1987 . . . In addition, Abdul-Jabbar's 29 carries at New England (11/3/96) and 27 attempts against Buffalo (12/16/96) ranked as the third- and fourth-highest single-game rushing attempts by a Dolphins rookie . . .

AMONG NFL ROOKIE RUNNERS: Abdul-Jabbar had one of the most proficient seasons of any rookie running back in NFL history . . . In 1996, he led all NFL rookies in rushing touchdowns and finished second (behind Houston's Eddie George's 1,368 yards) in rushing yards and attempts:

1996 NFL ROOKIE RUSHING LEADERS					
PLAYER, TEAM	RUSH YDS.	PLAYER, TEAM	RUSH ATTS.	PLAYER, TEAM	RUSH TDs
Eddie George, Hou.	1,368	Eddie George, Hou.	335	K. ABDUL-JABBAR, MIA.	11
K. ABDUL-JABBAR, MIA.	1,116	K. ABDUL-JABBAR, MIA.	307	Eddie George, Hou.	8
Lawrence Phillips, St.L.	632	Lawrence Phillips, St.L.	193	Lawrence Phillips, St.L.	4
Mike Alstott, T.B.	377	Mike Alstott, T.B.	96	Mike Alstott, T.B.	3

Abdul-Jabbar became the 33rd rookie in NFL history to gain 1,000 yards rushing and his 1,116 yards is currently the 21st highest total by a rookie running back in NFL history:

ALL-TIME NFL ROOKIE RUSHING LEADERS							
YEAR	PLAYER	YARDS	YEAR	PLAYER	YARDS		
1.	1983	Eric Dickerson, Rams	1,808	12.	1994	Marshall Faulk, Ind.	1,282
2.	1981	George Rogers, N.O.	1,674	13.	1998	Fred Taylor, Jack.	1,223
3.	1979	Otis Anderson, St.L.	1,605	14.	1980	Joe Cribbs, Buff.	1,185
4.	1995	Curtis Martin, N.E.	1,487	15.	1988	John Stephens, N.E.	1,168
5.	1989	Barry Sanders, Det.	1,470	16.	1974	Don Woods, S.D.	1,162
6.	1978	Earl Campbell, Hou.	1,450	17.	1989	Bobby Humphrey, Den.	1,151
7.	1983	Curt Warner, Sea.	1,449	18.	1997	Corey Dillon, Cin.	1,129
8.	1993	Jerome Bettis, Rams	1,429	19.	1981	Joe Delaney, K.C.	1,121
9.	1996	Eddie George, Hou.	1,368	20.	1995	Terrell Davis, Den.	1,117
10.	1986	Rueben Mayes, N.O.	1,353	21.	1996	K. ABDUL-JABBAR, MIA.	1,116
11.	1980	Billy Sims, Det.	1,303				

HONORS: One of the most honored rookie running backs in the NFL in 1996 . . . Voted to all-rookie teams of The Football News, Pro Football Writers of America and College and Pro Football Newsweekly . . . Named AFC Offensive Player of the Week for his performance in the season opener against New England (9/1) with 26 carries for 115 yards and a touchdown . . . Became the first Dolphins running back to capture the honor since Bernie Parmalee in 1994 and only the fifth Dolphins rookie to win an AFC weekly honor (second on offense), joining linebacker John Offerdahl (week eight in 1986), running back Troy Stradford (week 11 in 1987), safety Louis Oliver (week five in 1989), and cornerback Troy Vincent (AFC Divisional Playoff Game in 1992) . . .

GAME HIGHLIGHTS: Named AFC Offensive Player of the Week for debut game against New England (9/1) by rushing for 115 yards on 26 carries and a touchdown, while adding

two catches for 23 yards . . . It marked the first 100-yard rushing game by a Dolphins rookie since Sammie Smith ran for 123 yards on November 7, 1989, against Indianapolis and it made Abdul-Jabbar the first Dolphins player ever to rush for over 100 yards in his NFL debut . . . Gained 41 yards on 16 carries and scored two rushing touchdowns at Arizona (9/8) . . . Rushed for 124 yards on 23 carries (including a career-long 29 yard run) and two touchdowns against N.Y. Jets (9/15) . . . Caught three passes for 30 yards and led the team with 37 rushing yards on 25 carries and scored a touchdown at Buffalo (10/13) . . . Recorded 22 carries for 80 yards at Philadelphia (10/20) . . . Gained 104 rushing yards on 29 carries and scored two touchdowns, and added three catches for 16 yards at New England (11/3) . . . Had 70 rushing yards on 18 carries and scored a pair of touchdowns against Indianapolis (11/10) . . . Rushed 17 times for 96 yards and added two catches for 14 yards against N.Y. Giants (12/8) . . . Posted 76 yards on 27 carries and added four catches for 23 yards against Buffalo (12/16) . . . Closed season at N.Y. Jets (12/22) with a career-high 152 yards on 30 carries and one touchdown . . . Rushing total against Jets was the fifth-highest single game rushing total in Dolphins history and the second-highest single game rushing total in club history by a Dolphins rookie, surpassed only by the team single game rookie rushing record of 169 yards set by Troy Stradford on November 22, 1987, at Dallas . . . Third round draft pick (80th overall) by Miami in 1996.

COLLEGE

Three-year letterman and two-year starter at UCLA . . . Despite leaving school with one season of eligibility remaining, ranks third on the Bruins' all-time rushing list with 3,030 yards on 582 carries (5.2 avg.) with 16 touchdowns . . . Added 36 receptions for 306 yards with one touchdown . . . Averaged 110.1 total yards per game in college . . . Only player in school history (and seventh in Pac 10 annals) to rush for over 1,200 yards twice in a career . . . Started ten games as a junior . . . Named first-team All-American by Football Writers Association and received second-team honors by The Sporting News and Football News . . . Semifinalist for Football News' National Offensive Player of the Year award . . . Finished with 270 carries for 1,419 yards (5.3 avg.) with 11 touchdowns and added 16 receptions for 154 yards and one score . . . His 1,419 yards was the tenth-best season in Pac 10 history and most since 1984 . . . Averaged 157.3 total yards per game . . . Ran for over 100 yards seven times . . . Picked up 261 yards with four touchdowns on 42 carries and added a 14-yard touchdown reception against Stanford to earn Player of the Week honors from The Sporting News, Sports Illustrated and CNN . . . Carried 33 times for 217 yards and a score against California . . . Became the first player in school history to rush for over 200 yards in three straight games with 207 yards and a score on 35 attempts against Arizona State . . . Started 11 games as a redshirt sophomore, and finished with 210 carries for 1,227 yards (5.8 avg.) with four touchdowns and 18 receptions for 118 yards . . . Named second-team All-Pac 10 . . . Ran for over 100 yards six times . . . Granted medical redshirt as a sophomore after suffering a knee injury against San Diego State . . . Played in three games . . . Finished with 54 carries for 260 yards (4.8 avg.) and two receptions for 34 yards . . . Ran for 187 yards on 40 carries against Stanford . . . Appeared in seven games as freshman . . . Finished with 48 carries for 124 yards and a score . . . Majored in economics.

PERSONAL

Married to Sabria, couple resides in Los Angeles, Calif . . . Has son, Ibrahim Abdullah (3/11/92) and daughter Umm-Hind (10/24/97) . . . Changed name from Sharmon Shah to Karim Abdul-Jabbar prior to 1995 college season . . . Attended Dorsey High School in Los Angeles . . . Gained 1,694 yards on 206 carries, caught seven passes for 108 yards and threw three touchdown passes on four pass attempts as a senior . . . Also lettered in track . . . Assisted in building a house for Habitat for Humanity in South Miami during the 1997 bye weekend . . . Helped distribute food at a shelter in Fort Lauderdale for the Daily Bread Food Bank . . . Participated in an event benefiting the Make-A-Wish Foundation . . . Enjoys reading and spending time with family . . . Full name is Karim Abdul-Jabbar, born June 28, 1974, in Los Angeles, Calif.

NFL REGULAR SEASON STATISTICS											
YEAR	TEAM	G-S	RUSHING					RECEIVING			
			ATT.	YDS.	AVG.	LG	TD	NO.	YDS.	LG	TD
1996	Miami	16-14	307	1116	3.6	29	11	23	139	23	0
1997	Miami	16-14	283	892	3.2	22	15	29	261	36t	1
1998	Miami	15-15	270	960	3.6	45	6	21	102	18	0
3-YEAR TOTALS		47-43	860	2968	3.5	45	32	73	502	36t	1

NFL PLAYOFF STATISTICS											
YEAR	TEAM	G-S	RUSHING					RECEIVING			
			ATT.	YDS.	AVG.	LG	TD	NO.	YDS.	LG	TD
1997	Miami	1-0	5	16	3.2	15	0	0	0	0	0
1998	Miami	2-1	30	100	3.3	18	1	3	9	5	0
PLAYOFF TOTALS		3-1	35	116	3.3	18	1	3	9	5	0

ADDITIONAL STATS

Miscellaneous Tackles: 1 in 1996, 2 in 1997 for total of 3
 Passing: 0-0-0, 1 sack in 1996

SINGLE-GAME HIGHS

Most Rushing Yards: 152 at N.Y. Jets, 12/22/96
 127 at Carolina, 11/15/98
 124 vs. N.Y. Jets, 9/15/96
 115 vs. New England, 9/1/96
 108 at Baltimore, 10/19/97
 108 at Indianapolis, 9/6/98
 108 vs. Pittsburgh, 9/20/98

Most Rushing Attempts: 33 vs. Pittsburgh, 9/20/98
 30 at N.Y. Jets, 12/22/96
 29 at New England, 11/3/96
 27 vs. Buffalo, 12/16/96
 26 vs. New England, 9/1/96
 26 vs. Buffalo, 11/17/97

Most Rushing TDs: 3 at Baltimore, 10/19/97
 3 at New England, 11/23/97
 2 at Arizona, 9/8/96
 2 vs. N.Y. Jets, 9/15/96
 2 at New England, 11/3/96
 2 vs. Indianapolis, 11/10/96
 2 vs. N.Y. Jets, 11/9/97

Longest Runs: 45 at Oakland, 12/6/98
 40 at Oakland, 12/6/98
 32 vs. New Orleans, 11/29/98
 31 at Buffalo, 11/1/98
 30 at Carolina, 11/25/98

Most Receptions: 6 vs. New England, 12/22/97
 4 vs. Buffalo, 12/16/96
 4 at New England, 11/23/97
 3 six times (last time: vs. New England, 10/25/98)

Most Receiving Yards: 60 vs. New England 12/22/97
 47 at N.Y. Jets, 10/12/97
 30 at Buffalo, 10/13/96
 29 vs. Buffalo, 11/17/97
 27 at Indianapolis, 9/23/96

Longest Receptions: 36t at N.Y. Jets, 10/12/97
 27 vs. New England, 12/22/97
 23 at Buffalo, 10/13/96
 21 vs. Buffalo, 11/17/97

100-YARD RUSHING GAMES (9)

DATE	OPPONENT	ATT.	YDS.	LG	TD
9/1/96	NEW ENGLAND	26	115	14	1
9/15/96	N.Y. JETS	23	124	29	2
11/3/96	at New England	29	104	15	2
12/22/96	at N.Y. Jets	30	152	17t	1
10/19/97	at Baltimore	22	108	15	3
11/9/97	N.Y. JETS	25	103	13	2
9/6/98	at Indianapolis	23	108	16	1
9/20/98	PITTSBURGH	33	108	18	1
11/15/98	at Carolina	25	127	30	1

RUSHING BREAKDOWN

	1998						CAREER					
	G	NO	YDS	AVG	LG	TD	G	NO	YDS	AVG	LG	TD
Buffalo	2	40	172	4.3	31	1	6	134	407	3.0	31	3
Indianapolis	2	32	156	4.9	16	1	6	80	321	4.0	22	4
Miami	-	-	-	-	-	-	-	-	-	-	-	-
New England	2	31	66	2.1	23	1	6	117	351	3.0	23	7
N.Y. Jets	2	19	58	3.1	16	0	6	115	499	4.3	29	5
AFC East	8	122	452	3.7	31	3	24	446	1578	3.5	31	19
Baltimore	-	-	-	-	-	-	1	22	108	4.9	15	3
Cincinnati	-	-	-	-	-	-	-	-	-	-	-	-
Cleveland	-	-	-	-	-	-	-	-	-	-	-	-
Jacksonville	1	21	43	2.0	9	1	1	21	43	2.0	9	1
Pittsburgh	1	33	108	3.3	18	1	2	49	165	3.4	18	1
Tennessee	-	-	-	-	-	-	2	37	92	2.5	12	0
AFC Central	2	54	151	2.8	18	2	6	129	408	3.2	18	5
Denver	1	15	5	0.3	3	0	1	15	5	0.3	3	0
Kansas City	-	-	-	-	-	-	1	17	38	2.2	10	1
Oakland	1	19	94	4.9	45	0	3	60	218	3.6	45	1
San Diego	-	-	-	-	-	-	-	-	-	-	-	-
Seattle	-	-	-	-	-	-	1	6	19	3.2	9	0
AFC West	2	34	99	2.9	45	0	6	98	280	2.9	45	2
AFC Total	12	210	702	3.3	45	5	36	673	2266	3.4	45	26
Arizona	-	-	-	-	-	-	1	16	41	2.6	9	2
Dallas	-	-	-	-	-	-	1	7	29	4.1	10	0
N.Y. Giants	-	-	-	-	-	-	1	17	96	5.6	19	0
Philadelphia	-	-	-	-	-	-	1	22	80	3.6	12	0
Washington	-	-	-	-	-	-	-	-	-	-	-	-
NFC East	-	-	-	-	-	-	4	62	246	4.0	19	2
Chicago	-	-	-	-	-	-	1	11	38	3.5	15	1
Detroit	-	-	-	-	-	-	1	23	70	3.0	9	1
Green Bay	-	-	-	-	-	-	1	15	45	3.0	21	0
Minnesota	-	-	-	-	-	-	-	-	-	-	-	-
Tampa Bay	-	-	-	-	-	-	1	16	45	2.8	9	1
NFC Central	-	-	-	-	-	-	4	65	198	3.0	21	3
Atlanta	-	-	-	-	-	-	-	-	-	-	-	-
Carolina	1	25	127	5.1	30	1	1	25	127	5.1	30	1
New Orleans	1	18	72	4.0	32	0	1	18	72	4.0	32	0
St. Louis	1	17	59	3.5	10	0	1	17	59	3.5	10	0
San Francisco	-	-	-	-	-	-	-	-	-	-	-	-
NFC West	3	60	258	4.3	32	1	3	60	258	4.3	32	1
NFC Total	3	60	258	4.3	32	1	11	187	702	3.8	32	6
Aug./Sept.	3	74	291	3.9	26	2	11	211	762	3.6	29	9
October	4	68	174	2.6	23	1	12	196	585	3.0	23	7
November	5	84	354	4.2	32	3	14	273	987	3.6	32	14
December	3	44	141	3.2	45	0	10	180	634	3.5	45	2
Games 1-8	8	164	562	3.4	31	4	24	429	1444	3.4	31	17
Games 9-16	7	106	398	3.8	45	2	23	431	1524	3.5	45	15
Home	8	141	465	3.3	32	1	24	428	1499	3.5	32	13
Road	7	129	495	3.8	45	5	23	432	1469	3.4	45	19
Wins	10	198	752	3.8	45	3	27	567	2058	3.6	45	22
Losses	5	72	208	2.9	31	3	20	293	910	3.1	31	10
Ties	-	-	-	-	-	-	-	-	-	-	-	-

RUSHING BREAKDOWN


	1998						CAREER					
	G	NO	YDS	AVG	LG	TD	G	NO	YDS	AVG	LG	TD
Grass	12	216	739	3.4	45	4	36	660	2273	3.4	45	28
Turf	3	54	221	4.1	31	2	11	200	695	3.5	31	4
1st Down	15	149	449	3.0	45	1	47	497	1661	3.3	45	9
2nd Down	15	94	421	4.5	40	4	47	275	1031	3.8	40	13
3rd Down	15	24	97	4.0	31	1	47	75	267	3.6	31	8
4th Down	15	3	-7	-2.3	-2	0	47	13	9	0.7	6	2
1st Half	15	135	576	4.3	45	4	47	455	1710	3.8	45	19
2nd Half	15	131	376	2.9	40	2	47	399	1247	3.1	40	13
Overtime	1	4	8	2.0	4	0	3	6	11	1.8	6	0

RECEIVING BREAKDOWN

	1998						CAREER					
	G	NO	YDS	AVG	LG	TD	G	NO	YDS	AVG	LG	TD
Buffalo	2	2	9	4.5	5	0	6	12	100	8.3	23	0
Indianapolis	2	2	9	4.5	10	0	6	9	61	6.8	12	0
Miami	-	-	-	-	-	-	-	-	-	-	-	-
New England	2	4	16	4.0	10	0	6	19	108	5.7	27	0
N.Y. Jets	2	3	12	4.0	11	0	6	9	84	9.3	36	1
AFC East	8	11	46	4.2	11	0	24	49	353	7.2	36	1
Baltimore	-	-	-	-	-	-	1	1	14	14.0	14	0
Cincinnati	-	-	-	-	-	-	-	-	-	-	-	-
Cleveland	-	-	-	-	-	-	-	-	-	-	-	-
Jacksonville	1	0	0	0.0	0	0	1	0	0	0.0	0	0
Pittsburgh	1	2	6	3.0	7	0	2	2	6	3.0	7	0
Tennessee	-	-	-	-	-	-	2	3	23	7.7	16	0
AFC Central	2	2	6	3.0	7	0	6	6	43	7.2	16	0
Denver	1	1	5	5.0	5	0	1	1	5	5.0	5	0
Kansas City	-	-	-	-	-	-	1	0	0	0.0	0	0
Oakland	1	2	21	10.5	18	0	3	3	28	9.3	18	0
San Diego	-	-	-	-	-	-	-	-	-	-	-	-
Seattle	-	-	-	-	-	-	1	0	0	0.0	0	0
AFC West	2	3	26	8.7	18	0	6	4	33	8.3	18	0
AFC Total	12	16	78	4.9	18	0	36	59	429	7.3	36	1
Arizona	-	-	-	-	-	-	1	0	0	0.0	0	0
Dallas	-	-	-	-	-	-	1	0	0	0.0	0	0
N.Y. Giants	-	-	-	-	-	-	1	2	14	7.0	10	0
Philadelphia	-	-	-	-	-	-	1	1	3	3.0	3	0
Washington	-	-	-	-	-	-	-	-	-	-	-	-
NFC East	-	-	-	-	-	-	4	3	17	5.7	10	0
Chicago	-	-	-	-	-	-	1	1	8	8.0	8	0
Detroit	-	-	-	-	-	-	1	0	0	0.0	0	0
Green Bay	-	-	-	-	-	-	1	2	2	1.0	2	0
Minnesota	-	-	-	-	-	-	-	-	-	-	-	-
Tampa Bay	-	-	-	-	-	-	1	3	22	7.3	12	0
NFC Central	-	-	-	-	-	-	4	6	32	5.3	12	0
Atlanta	-	-	-	-	-	-	-	-	-	-	-	-
Carolina	1	1	2	2.0	2	0	1	1	2	2.0	2	0
New Orleans	1	2	10	5.0	9	0	1	2	10	5.0	9	0
St. Louis	1	2	12	6.0	7	0	1	2	12	6.0	7	0
San Francisco	-	-	-	-	-	-	-	-	-	-	-	-
NFC West	3	5	24	4.8	9	0	3	5	24	4.8	9	0
NFC Total	3	5	24	4.8	9	0	11	14	73	5.2	12	0
Aug./Sept.	3	3	16	5.3	10	0	11	16	102	6.4	16	0
October	4	7	32	4.6	11	0	12	16	134	8.4	36	1
November	5	7	24	3.4	9	0	14	22	122	5.5	21	0
December	3	4	30	7.5	18	0	10	19	144	7.6	27	0
Games 1-8	8	12	57	4.8	11	0	24	34	245	7.2	36	1
Games 9-16	7	9	45	5.0	18	0	23	39	257	6.6	27	0
Home	8	12	48	4.0	10	0	24	36	247	6.9	27	0
Road	7	9	54	6.0	18	0	23	37	255	6.9	36	1
Wins	10	14	78	5.6	18	0	27	38	292	7.7	36	1
Losses	5	7	24	3.4	11	0	20	35	210	6.0	27	0
Ties	-	-	-	-	-	-	-	-	-	-	-	-

RECEIVING BREAKDOWN

	1998						CAREER					
	G	NO	YDS	AVG	LG	TD	G	NO	YDS	AVG	LG	TD
Grass	12	16	75	4.7	18	0	36	57	376	6.6	27	0
Turf	3	5	27	5.4	11	0	11	16	126	7.9	36	1
1st Down	15	10	42	4.2	11	0	47	33	237	7.2	36	1
2nd Down	15	11	60	5.5	18	0	47	35	231	6.6	23	0
3rd Down	15	-	-	-	-	-	47	5	34	6.8	12	0
4th Down	15	-	-	-	-	-	47	0	0	0.0	0	0
1st Half	15	14	71	5.1	18	0	47	34	269	7.9	36	1
2nd Half	15	7	31	4.4	10	0	47	39	233	6.0	16	0
Overtime	1	0	0	0.0	0	0	3	0	0	0.0	0	0



TRACE ARMSTRONG

6-4 • 270

Defensive End

#93

Born: 10/5/65

College: Florida '89

Acquired: T (Chi.), 1995 • Signed Through: 2000

NFL: 11th Season • Dolphins: Fifth Season

PRO CAREER

1998 – Underwent surgery on March 10, 1999 for the removal of a cyst from his right leg . . . The surgery was performed by team physician Dr. John Uribe at HealthSouth Doctor's Hospital in Coral Gables . . . Played in all 16 games in a reserve role in 1998 . . . Finished with 31 tackles, a fumble recovery and a forced fumble . . . Led team with 10.5 sacks for 63 yards lost, the third consecutive season in which he has topped the team's sack chart, just the second Dolphin in club history to achieve that feat . . . Jeff Cross (1989-91) was the first . . . Sack total was sixth in the AFC in 1998 . . . Turned in a two-sack effort vs. Buffalo (9/13), the 24th and 25th sacks of his Dolphin career, moving him past Marco Coleman into tenth on the team's all-time chart . . . Received a defensive game ball for his performance in the Bills game . . . Tallied a pair of stops in shutout win vs. Pittsburgh (9/20) when he was awarded a defensive game ball . . . Posted four tackles and two sacks vs. St. Louis (10/18) . . . Recorded a season-high five tackles and 2.5 sacks at Oakland (12/6) . . . Sack total in that game tied a career-high that he had achieved three times previously (twice with the Dolphins), the first time on November 21, 1993 against Kansas City as a member of the Bears . . . His output in the Raiders game also marked his third multiple sack game of the season and the fifth of his career . . . In addition, he surpassed Bryan Cox into ninth on the Dolphins' career list with 32.5 sacks . . .

AMONG SACK LEADERS: Armstrong's sack total of 10.5 was sixth in the AFC and tied for 15th in the NFL in 1998 . . . His figure also tied with Vern Den Herder (1972) and Jeff Cross (1993) for the ninth-highest total ever by a Dolphin in a season . . . Armstrong now owns two of the nine highest single-season sack totals in club history . . . In addition, his 32.5 career sacks rank ninth on the Dolphins' all-time chart:

MIAMI DOLPHINS ALL-TIME SACK LEADERS

SEASON			CAREER		
PLAYER	YEAR	SACKS	PLAYER	YEARS	SACKS
1. Bill Stanfill	1973	18.5	1. Bill Stanfill	1966-76	67.5
2. Doug Betters	1983	16.0	2. Doug Betters	1978-87	65.5
3. Doug Betters	1984	14.0	3. Vern Den Herder	1971-81	64.0
Bryan Cox	1992	14.0	4. Jeff Cross	1988-95	59.5
5. TRACE ARMSTRONG	1996	12.0	5. Bob Baumhower	1977-86	39.5
6. Jeff Cross	1990	11.5	Kim Bokamper	1977-85	39.5
7. Mel Branch	1968	11.0	7. A.J. Duhe	1977-84	38.5
Vern Den Herder	1975	11.0	8. Manny Fernandez	1968-75	35.0
9. Vern Den Herder	1972	10.5	9. TRACE ARMSTRONG	1995-98	32.5
Jeff Cross	1993	10.5	10. Bryan Cox	1991-95	31.5
TRACE ARMSTRONG	1998	10.5			

Armstrong's career sack total of 74.5 (437.5 yards lost) is 15th most among players who were active in the NFL in 1998:

ACTIVE NFL SACK LEADERS

PLAYER	YEARS	SACKS	PLAYER	YEARS	SACKS
1. Reggie White, G.B.	14	192.5	9. Neil Smith, Den.	11	98.0
2. Bruce Smith, Buff.	14	164.0	10. Charles Haley, S.F.	12	97.5
3. Kevin Greene, Car.	14	148.0	11. John Randle, Minn.	9	96.0
4. Chris Doleman, S.F.	14	142.5	12. Ken Harvey, Wash.	11	89.0
5. Leslie O'Neal, K.C.	12	127.0	13. Henry Thomas, N.E.	12	86.0
6. Derrick Thomas, K.C.	10	119.5	14. Wayne Martin, N.O.	10	78.0
7. Clyde Simmons, Cin.	13	114.0	15. TRACE ARMSTRONG, MIA.	10	74.5
8. William Fuller, S.D.	9	100.5	16. Bryce Paup, Jack.	9	71.0

PLAYOFFS: Armstrong appeared in both playoff contests following the 1998 season, both in a reserve capacity . . . In those two games, he had one tackle, a sack and a forced fumble . . . The sack and the forced fumble occurred on the same play, when he jarred the ball loose from Bills QB Doug Flutie when Buffalo had a first-and-goal from the five-yard line with 17 seconds remaining . . . The loose ball was recovered by Shane Burton . . . The sack preserved the Dolphins' 24-17 win over Buffalo in a First-Round game on January 9, 1999 at Pro Player Stadium . . . Overall in his career, has played in nine playoff games with six starts, including four appearances and one start with the Dolphins . . . In those nine outings, has tallied 21 tackles, six sacks and a forced fumble . . . With Miami in the postseason, has registered four tackles and a pair of sacks . . . Opened both playoff games for the Bears in 1994, and was named the NFL's Defensive Player of the Week in Chicago's First-Round victory at Minnesota on January 1, 1995, when he had five tackles and two sacks . . . Had a sack and blocked field goal for the Bears in a First-Round win vs. New Orleans on January 6, 1991.

1997 – Started all 16 games at left defensive end, the third time in his career and first time since 1993 that he opened all 16 contests . . . Also started playoff contest . . . Led team in sacks for second consecutive year, with 5.5 for 45 yards, including 4.5 over the final six weeks . . . Also registered 62 tackles (39 solo), which ranked eighth on the squad . . . Recovered three fumbles, forced two fumbles and knocked down a pair of passes on the year as well . . . Recorded seven tackles, including a sack, in season opener vs. Indianapolis (8/31) . . . Tallied a season-high nine tackles vs. Chicago (10/27), when he recovered a fumble for the third straight game . . . Had six tackles and a sack vs. Buffalo (11/17), and six tackles, including a season-high 1.5 sacks, at Oakland (11/30) . . . Turned in another six-tackle effort, vs. Detroit (12/7), when he came up with a sack and a forced fumble on the same play . . . The fumble was recovered by Jason Taylor at the Lions' 18 and led to a field goal . . . Also came up with a sack in season finale vs. New England (12/22) . . . Started at left end in Dolphins' 17-3 First-Round playoff loss at New England (12/28), and registered a sack.

1996 – Played in all 16 games with nine starts . . . Finished with 37 tackles (28 solo), two fumble recoveries, three forced fumbles, one pass defensed and team-high 12 sacks . . .

Posted two tackles, including 1.5 sacks at Indianapolis (9/23) . . . Had outstanding game at Buffalo (10/13) with five tackles, 2.5 sacks and a fumble recovery . . . His 2.5 sacks matched his single game career high, which he first established on November 21, 1993, at Kansas City with the Chicago Bears, and was his first multiple-sack contest since he had two sacks on September 4, 1994, against Tampa Bay with the Bears . . . In that Bills game, he recorded his 50th career sack, and became the 62nd player to reach the 50-sack milestone since the statistic became official in 1982 . . . Recorded three tackles and a sack against Dallas (10/27) . . . Registered two tackles and added a forced fumble and a fumble recovery on the same play when he tackled Jerome Bettis, forced Bettis to fumble, and then recovered that fumble against Pittsburgh (11/25) . . . Closed season strong with 6.5 sacks in final three games of season . . . Made seven tackles with 2.5 sacks (including a shared sack with Calvin Jackson) and also added a forced fumble against N.Y. Giants (12/8) . . . Had four tackles, two sacks and also added one forced fumble against Buffalo (12/16) . . . Closed regular season with fourth multiple-sack game of season with two tackles and a pair of sacks at N.Y. Jets (12/22) . . .

AMONG SACK LEADERS: Led Dolphins with a career-high 12 sacks . . . Ranked seventh in AFC and tied for 12th in NFL in sacks . . . His 12 sacks marked the highest single-season total of his career, surpassing his previous single season high of 11.5 sacks in 1993 with the Bears . . . Sack total was fifth-highest single-season total in team history and most since Bryan Cox had 14 sacks in 1992 . . . Had four multiple sack games during the season, including multi-sack games in three straight contests (each of the three last games of the year), when he totaled 6.5 sacks in those three games . . . In addition, his 12 sacks, combined with Daniel Stubbs' nine sacks, is the fifth- highest single-season sack total by a pair of Dolphins in club history:

DOLPHINS SINGLE-SEASON SACK COMBINATIONS					
YEAR	PLAYER	SACKS	PLAYER	SACKS	TOTAL
1973	Vern Den Herder	10.0	Bill Stanfill	18.5	28.5
1983	Doug Betters	16.0	Bob Baumhower	8.0	24.0
1984	Doug Betters	14.0	Charles Bowser	9.0	23.0
1983	Doug Betters	16.0	Charles Bowser	6.5	22.5
1996	TRACE ARMSTRONG	12.0	DANIEL STUBBS	9.0	21.0

In addition, Armstrong and Stubbs combined to rank tied for fifth in the NFL and second in the AFC in combined sacks from a tandem:

TOP NFL SACK TANDEM IN 1996					
TEAM	PLAYER	SACKS	PLAYER	SACKS	TOTAL
Carolina	Kevin Greene	14.5	Lamar Lathon	13.5	28.0
Seattle	Michael Sinclair	13.0	Michael McCreary	12.5	25.5
S.F.	Roy Barker	12.5	Bryant Young	11.5	24.0
Buffalo	Bruce Smith	13.5	Phil Hansen	8.0	21.5
MIAMI	TRACE ARMSTRONG	12.0	DANIEL STUBBS	9.0	21.0
Phil.	William Fuller	13.0	Mike Mamula	8.0	21.0
Minn.	John Randle	11.5	Fernando Smith	9.5	21.0

The chart is limited to one tandem per team and as a result does not include multiple sack tandems from the same team, involving San Francisco's Barker, Young and Doleman (11 sacks) and Seattle's Sinclair, McCreary and Cortez Kennedy (eight sacks).

1995 – Played in 15 regular season games and one playoff contest for Dolphins . . . Acquired by Miami in a trade with the Chicago Bears on April 4, 1995, in exchange for second and third round draft choices in 1995 . . . Finished with 25 tackles (17 solo), one fumble recovery, two forced fumbles and ranked fourth on team with 4.5 sacks . . . Had a half-sack and forced a fumble to set up touchdown drive against Pittsburgh (9/18) . . . Registered three tackles and a sack at Cincinnati (10/1) . . . Recorded a sack against Indianapolis (10/8) . . . Forced and recovered a fumble on same play to set up touchdown drive at New Orleans (10/15) . . . Did not play at N.Y. Jets (10/22) due to a knee injury . . . Had two tackles and a sack against San Francisco (12/20) . . . Registered two tackles and a sack in season-finale at St. Louis (12/24) . . . Came off bench in First-Round Playoff game at Buffalo (12/30) and had one tackle.

1994 – Started 15 regular season and both playoff contests for the Bears . . . Finished with 60 tackles (34 solo), one forced fumble, one blocked field goal, one pass defended and team-high 7.5 sacks . . . Posted two sacks in season opener against Tampa Bay (9/4) . . . Deflected a field goal attempt against New Orleans (10/9) . . . Had a forced fumble at Tampa Bay (11/6) . . . Suffered hyperextended left elbow in practice (11/10) and was inactive for contest at Miami (11/13) . . . Recorded seven tackles and a sack at Green Bay (12/11) . . . Closed season with eight tackles against New England (12/24) . . . Started both playoff games . . . Named NFC Defensive Player of the Week in First-Round Playoff contest at Minnesota (1/1/95) with five tackles and two sacks.

1993 – Started all 16 games . . . Finished with 58 tackles (34 solo), three forced fumbles, three fumbles recovered, two passes defended and 11.5 sacks . . . Had six tackles and a pair of sacks at Philadelphia (10/10) . . . Named NFC Defensive Player of the Week with three tackles, one forced fumble, two fumble recoveries and two sacks at Detroit (11/25) on Thanksgiving Day . . . Established career high (since equaled) with 2.5 sacks at Kansas City (11/21) . . . Registered a season-high eight tackles and added two sacks at Tampa Bay (12/12).

1992 – Started 14 games . . . Finished with 75 tackles (40 solo), one forced fumble, one fumble recovery and 6.5 sacks . . . Earned a game ball for nine tackles and a sack in opener against Detroit (9/6) . . . Forced and recovered a fumble against N.Y. Giants (9/21) . . . Missed second half of game at Minnesota (10/4) with a respiratory infection . . . Had a season-high seven solo tackles against Cincinnati (9/28) . . . Did not play at Tampa Bay (11/15) with an injured ankle . . . Posted a season-high ten tackles and a sack at Cleveland (11/29) . . . Inactive at Houston (12/7) with a sore knee.

1991 – Started 12 regular season games and one playoff contest . . . Finished with 56 tackles (26 solo) and 1.5 sacks . . . Had a season-best 11 tackles against N.Y. Giants (9/15) and earned game ball as member of field goal defense team . . . Suffered strained right knee ligaments in overtime against N.Y. Jets (9/23) after recording nine tackles . . . Placed on Injured Reserve on September 25 . . . Missed four games on I.R . . . Posted first full sack of season against Green Bay (12/8) . . . Earned a game ball in shutout win against Tampa Bay (12/14).

1990 – Started all 16 regular season games and both playoff contests . . . Finished with 82 tackles (33 solo), two forced fumbles, two fumble recoveries, four passes defended and ten sacks . . . Named NFC Defensive Player of the Month for September with 25 tackles, five sacks, two forced fumbles, one fumble recovery and one pass defended . . . Earned game balls for two sack performances against Seattle (9/9) and at Green Bay (9/16) . . . Had 11 tackles against Minnesota (9/23) . . . Posted at least one sack in five of six games from October 28 through December 2 . . . Spent night in hospital receiving intravenous fluids before Lions game (12/16) but played the entire game and led team with eight tackles . . . Started both playoff games . . . Finished with totals of eight tackles (three solo) and two sacks . . . Had a sack and blocked field goal attempt in playoff game against New Orleans (1/6/91).

1989 – Played in 15 games with 14 starts as a rookie . . . Finished with 80 tackles (37 solo), one forced fumble, one fumble recovery and five sacks . . . Selected to numerous all-rookie teams . . . Earned game ball at Detroit (9/24) with seven tackles and first NFL sack . . . Suffered severely sprained ankle at Tampa Bay (10/8) but missed just one game . . . Posted a season-high 11 tackles against Tampa Bay (11/19) . . . First-round draft choice (12th overall, second defensive lineman) of Chicago in 1989.

COLLEGE

Played final season at Florida after transferring from Arizona State . . . Granted immediate eligibility after NCAA waived its transfer rule in unusual academic status case from high school . . . Named first-team All-America by The Sporting News and second-team from Football News as a senior . . . Voted first-team All-Southeastern Conference . . . Started at left tackle and posted 59 tackles, a school-record 19 tackles for loss and seven sacks . . . Had left knee scope after the Vanderbilt game in which he had seven tackles, two tackles for loss, a fumble recovery and a sack . . . Returned for next game against Auburn and had six tackles and a sack . . . Started ten games as a junior for Arizona State . . . Led team with seven sacks and ten tackles for loss . . . Best outing was six tackles and three sacks against UTEP . . . Played in eight games with two starts as a sophomore . . . Finished with 26 tackles, a sack and a pair of tackles for loss . . . Appeared in ten games with three starts as a freshman . . . Redshirted in 1984 . . . Holds B.S. in psychology.

PERSONAL

Married to Tami (2/2/92), couple resides in Gainesville, Fla., with sons, Jared (9/12/93) and Jackson (11/13/95) . . . Lettered three years at inside linebacker at John Carroll High School in Birmingham, Ala . . . Named all-state and was among Birmingham News' top 12 players in Alabama . . . Winner of 1989 Brian Piccolo Award, voted on by Bear teammates following season . . . Board member of Brian Piccolo Foundation . . . Served as spokesperson for Les Turner Amyotrophic Lateral Sclerosis Foundation (ALS) . . . One of 50 NFL players who donated \$10,000 to the United Negro College Funds to commemorate the 50-year anniversary of the organization . . . Has participated in events benefiting the Cystic Fibrosis Foundation . . . Currently serves as president of NFL Players Association . . . Youngest member to ever serve on NFLPA six-member executive committee . . . Born October 5, 1965, in Bethesda, Md.

NFL REGULAR SEASON STATISTICS									
YEAR	TEAM	G-S	TACK.	ASST.	TOTAL	FUM. REC.	FOR. FUM.	QB SACK	YDS LOST
1989	Chicago	15-14	37	43	80	1	1	5	17.0
1990	Chicago	18-16	33	49	82	2	2	10	59.0
1991	Chicago	12-12	26	30	56	0	0	1½	8.0
1992	Chicago	14-14	40	35	75	1	1	6½	35.0
1993	Chicago	18-16	34	24	58	3	3	11½	57.0
1994	Chicago	15-15	34	26	60	1	0	7½	52.0
1995	Miami	15-0	17	8	25	1	2	4½	20.0
1996	Miami	16-9	28	9	37	2	3	12	81.5
1997	Miami	16-16	39	23	62	3	2	5½	45.0
1998	Miami	16-0	22	9	31	1	1	10½	63.0
10-YEAR TOTALS		151-112	310	256	566	15	15	74½	437.5
MIAMI TOTALS		63-25	106	49	155	7	8	32½	209.5

NFL PLAYOFF STATISTICS									
YEAR	TEAM	G-S	TACK.	ASST.	TOTAL	FUM. REC.	FOR. FUM.	QB SACK	YDS LOST
1990	Chicago	2-2	3	5	8	0	0	2	19.0
1991	Chicago	1-1	0	0	0	0	0	0	0.0
1994	Chicago	2-2	5	4	9	0	0	2	11.0
1995	Miami	1-0	2	0	2	0	0	0	0.0
1997	Miami	1-1	1	0	1	0	0	1	7.0
1998	Miami	2-0	1	0	1	0	1	1	3.0
PLAYOFF TOTALS		9-6	12	9	21	0	1	6	40.0
MIAMI TOTALS		4-1	4	0	4	0	1	2	10.0

ADDITIONAL STATS


Passes Defensed: (Chicago) 1 in 1989, 4 in 1990, 2 in 1993, 1 in 1994, (Miami) 1 in 1995, 1 in 1996, 2 in 1997 for total of 12

Blocked Field Goals: (Chicago) 1 in 1994 (P-1)

SINGLE-GAME HIGHS

Most Sacks:

- 2.5 at Kansas City, 11/21/93
- 2.5 at Buffalo, 10/13/96
- 2.5 vs. N.Y. Giants, 12/8/96
- 2.5 at Oakland, 12/6/98
- 2.0 nine times (last time: vs. St. Louis, 10/18/98)



JOHN AVERY

5-9 • 190

Running Back

Born: 1/11/76

College: Mississippi '98

Acquired: D1, 1998 • Signed Through: 2002

NFL: Second Season • Dolphins: Second Season

#20

PRO CAREER

1998 – Played in all 16 games in his rookie season, all in a reserve role . . . Finished second on the team in rushing with 503 yards and two touchdowns on 143 attempts . . . Also caught ten passes for 67 yards and one score . . . Rushing total ranked 18th in the AFC and third among AFC and NFL rookies . . . Led team in rushing on six occasions . . . Also led the club and was fifth in the AFC and eighth in the NFL with a 25.2-yard average on 43 kickoff returns . . . Combined yards (rushing, receiving, returns) of 1,655 established a new Dolphins single-season record, eclipsing the old mark of 1,603 yards, formerly held by Tony Nathan (1979) . . . First-round draft choice by Miami (29th overall) in 1998, with a pick obtained from Green Bay in an exchange of first-round picks . . .

AMONG ROOKIE RUSHERS: With 503 yards rushing in 1998, Avery finished third in rushing yardage in the NFL among running backs:

TOP NFL ROOKIE RUSHERS IN 1998

PLAYER	TEAM	ATTS.	YARDS	AVG.	LG	TD
1. Fred Taylor	Jacksonville	264	1223	4.6	77t	14
2. Robert Edwards	New England	291	1115	3.8	53	9
3. JOHN AVERY	MIAMI	143	503	3.5	44	2
4. Skip Hicks	Washington	122	433	3.5	28	8

In addition, Avery's rushing total placed him seventh on the Dolphins' single-season rookie rushing chart:

DOLPHINS SINGLE-SEASON ROOKIE RUSHING LEADERS

PLAYER	YEAR	ATTS.	YARDS	AVG.	LG	TD
1. Karim Abdul-Jabbar	1996	307	1116	3.6	29	11
2. Andra Franklin	1981	201	711	3.5	29	7
3. Sammie Smith	1989	200	659	3.3	25	6
4. Jim Kiick	1968	165	621	3.8	25	4
5. Troy Stradford	1987	145	619	4.3	51	6
6. Larry Csonka	1968	138	540	3.9	40	6
7. JOHN AVERY	1998	143	503	3.5	44	2

KICKOFF RETURNS: In 1998, Avery fielded 43 kickoffs for 1,085 yards, a 25.2-yard average per return. . . Return total was tied for third in Dolphins history while his yardage figure was second:

MIAMI DOLPHINS SINGLE-SEASON KICKOFF RETURN LEADERS

RETURNS			RETURN YARDS		
PLAYER	YEAR	RETURNS	PLAYER	YEAR	YARDS
1. Tony Nathan	1979	45	1. Mercury Morris	1969	1,136
Lorenzo Hampton	1985	45	2. JOHN AVERY	1998	1,085
3. Mercury Morris	1969	43	3. Lorenzo Hampton	1985	1,020
JOHN AVERY	1998	43	4. Tony Nathan	1979	1,016

GAME HIGHLIGHTS: In NFL debut, at Indianapolis (9/6), rushed for 28 yards on five attempts, including a long of 18, and had three kickoff returns for a 28.0-yard average . . . Only kickoff return vs. Buffalo (9/13) went for 41 yards . . . Led Dolphins in rushing at N.Y. Jets (10/4) when he rushed for 20 yards on four carries while adding one reception for three yards . . . Led Dolphins in rushing vs. St. Louis (10/18) with 85 yards on just 11 carries, including a season-long 44-yard run . . . His only reception that day was a season-long 19-yarder for a touchdown from Dan Marino, marking his first NFL score . . . Had a key 37-yard kickoff return to the Dolphins' 41 late vs. New England (10/25), allowing Dolphins to tie the game with 49 seconds remaining, as Miami went on for 12-9 overtime victory over Patriots . . . Returned six kickoffs for a 30.0-yard average, including a career-long return of 55 yards, at Buffalo (11/1) . . . Also had a 40-yard return in that Bills game . . . Rushed for 17 yards on nine attempts in the Bills contest, including a one-yard scoring run, the first rushing touchdown of his NFL career . . . Topped team's rushing chart with a career-high 99 yards rushing and a touchdown on 21 attempts vs. Indianapolis (11/8) . . . Touchdown run came on an eight-yard scamper . . . Also had a career-best two receptions for 19 yards on the day . . . Brought back six kickoffs for a 26.3-yard average with a long of 37 at New England (11/23) . . .

PLAYOFFS: Appeared in both playoff games following the 1998 season, both in a reserve role . . . Rushed for three yards on one carry and returned eight kickoffs for a 23.3-yard average, including a long of 35 . . . Brought back five kickoffs for a 24.2-yard average with a long of 35 in Divisional loss at Denver (1/9/99).

COLLEGE

Played his final two years of college ball at Ole Miss after transferring from Northwest (Miss.) Community College . . . Although he played only two years for the Rebels, ranks fifth on the school's all-time chart with 1,650 yards rushing and 12 touchdowns on 347 carries . . . Also caught 35 passes for 212 yards and returned 30 kickoffs for a 26.3-yard average, including three touchdowns . . . Was a second-team All-Southeastern Conference choice as a running back and return specialist as a senior when he rushed for 862 yards and seven touchdowns on 166 attempts, caught 19 passes for 113 yards and returned 13 kickoffs for a 24.2-yard average and one TD . . . Compiled 150 yards rushing and two scores on 24 attempts, including a school-record 97-yard TD run against Arkansas his senior year . . . Tied his own school record with a 100-yard kickoff return for a touchdown against Alabama his senior season . . . Was a first-team All-SEC selection as a return specialist his junior season when he fielded 17 kickoffs for a 27.8-yard average with two touchdowns . . . Also rushed for 788 yards and five touchdowns on 181 attempts, and caught 16 passes for 99 yards . . . Had a 97-yard kickoff return for a touchdown against Arkansas State . . . Rushed 20 times for a career-high 155 yards versus Arkansas . . . Returned a kickoff 100 yards for a score against LSU . . . Named a two-time all-state and all-region pick at Northwest (Miss.) Community College . . . Gained 2,236 yards and 25 touchdowns on 404 carries in his two years there . . . Added six kickoff returns for a 32.8-yard average with one touchdown, and eight punt returns for a 10.6-yard norm . . . Majored in social work.

PERSONAL

Single, resides in Asheville, N.C. . . . Has a son, John E. Avery III (1/22/97) . . . Named all-state, all-conference and Western North Carolina Player of the Year at Asheville (N.C.) High School . . . Earned three letters in football, four letters in track while also lettering on the school's basketball team . . . Helped lead team to three conference titles . . . Amassed 4,380 yards rushing with 68 touchdowns during the course of his prep career, including 1,871 yards and 32 touchdowns his senior season . . . Enjoys fishing and playing video games . . . Lists "Money Talks" as favorite movie, "Martin" as favorite television show, "The Lion, the Witch and the Wardrobe" as favorite book, DMX as favorite entertainer and Barry Sanders as favorite person and athlete . . . Full name is John Edward Avery, Jr., born January 11, 1976 in Richmond, Va.

NFL REGULAR SEASON STATISTICS

YEAR	TEAM	RUSHING						RECEIVING			
		G-S	ATT.	YDS.	AVG.	LG	TD	NO.	YDS.	LG	TD
1998	Miami	16-0	143	503	3.5	44	2	10	67	19t	1

NFL PLAYOFF STATISTICS

YEAR	TEAM	RUSHING						RECEIVING			
		G-S	ATT.	YDS.	AVG.	LG	TD	NO.	YDS.	LG	TD
1998	Miami	2-0	1	3	3.0	3	0	0	0	0	0

ADDITIONAL STATS

Kickoff Returns: 43 for 1,085 yards, 25.2 avg., long 55 in 1998 (P-8 for 186 yards, 23.3 avg., long 35)

Miscellaneous Tackles: 1 in 1998

SINGLE-GAME HIGHS


Most Rushing Yards:	99 vs. Indianapolis, 11/8/98
	85 vs. St. Louis, 10/18/98
	53 at Carolina, 11/15/98
	41 vs. Buffalo, 9/13/98
	39 vs. New Orleans, 11/29/98
Most Rushing Attempts:	21 vs. Indianapolis, 11/8/98
	14 vs. New Orleans, 11/29/98
	14 at Atlanta, 12/27/98
	12 at Carolina, 11/15/98
	11 vs. St. Louis, 10/18/98
Most Rushing TDs:	11 vs. Denver, 12/21/98
	1 at Buffalo, 11/1/98
Longest Runs:	1 vs. Indianapolis, 11/8/98
	44 vs. St. Louis, 10/18/98
Most Receptions:	21 vs. Buffalo, 9/13/98
	17 vs. Indianapolis, 11/8/98
	17 vs. N.Y. Jets, 12/13/98
	16 vs. Denver, 12/21/98
	2 vs. Indianapolis, 11/8/98
Most Receiving Yards:	1 eight times (last time: vs. N.Y. Jets, 12/13/98)
	19 vs. St. Louis, 10/18/98
Longest Receptions:	19 vs. Indianapolis, 11/8/98
	19t vs. St. Louis, 10/18/98
Most Kickoff Returns:	15 vs. Indianapolis, 11/8/98
	8 at New England, 11/23/98
	6 at Buffalo, 11/1/98
Most Kickoff Return Yards:	6 at New England, 11/23/98
	5 vs. New England, 10/25/98
	180 at Buffalo, 11/1/98
Highest Kick. Ret. Avg.: (min. 4 rets.)	158 at New England, 11/23/98
	104 vs. New England, 10/25/98
	30.0 at Buffalo, 11/1/98 (6 rets.)
Longest Kickoff Returns:	26.3 at New England, 11/23/98 (6 rets.)
	24.0 at Jacksonville, 10/12/98 (4 rets.)
Longest Kickoff Returns:	55 at Buffalo, 11/1/98
	41 vs. Buffalo, 9/13/98
	40 at Buffalo, 11/1/98

RUSHING BREAKDOWN

	1998						CAREER					
	G	NO	YDS	AVG	LG	TD	G	NO	YDS	AVG	LG	TD
Buffalo	2	18	58	3.2	21	1	2	18	58	3.2	21	1
Indianapolis	2	26	127	4.9	18	1	2	26	127	4.9	18	1
Miami	-	-	-	-	-	-	-	-	-	-	-	-
New England	2	14	35	2.5	11	0	2	14	35	2.5	11	0
N.Y. Jets	2	10	45	4.5	17	0	2	10	45	4.5	17	0
AFC East	8	68	265	3.9	21	2	8	68	265	3.9	21	2
Baltimore	-	-	-	-	-	-	-	-	-	-	-	-
Cincinnati	-	-	-	-	-	-	-	-	-	-	-	-
Cleveland	-	-	-	-	-	-	-	-	-	-	-	-
Jacksonville	1	3	4	1.3	4	0	1	3	4	1.3	4	0
Pittsburgh	1	4	4	1.0	5	0	1	4	4	1.0	5	0
Tennessee	-	-	-	-	-	-	-	-	-	-	-	-
AFC Central	2	7	8	1.1	5	0	2	7	8	1.1	5	0
Denver	1	11	32	2.9	16	0	1	11	32	2.9	16	0
Kansas City	-	-	-	-	-	-	-	-	-	-	-	-
Oakland	1	6	-2	-0.3	5	0	1	6	-2	-0.3	5	0
San Diego	-	-	-	-	-	-	-	-	-	-	-	-
Seattle	-	-	-	-	-	-	-	-	-	-	-	-
AFC West	2	17	30	1.8	16	0	2	17	30	1.8	16	0
AFC Total	12	92	303	3.3	21	2	12	92	303	3.3	21	2
Arizona	-	-	-	-	-	-	-	-	-	-	-	-
Dallas	-	-	-	-	-	-	-	-	-	-	-	-
N.Y. Giants	-	-	-	-	-	-	-	-	-	-	-	-
Philadelphia	-	-	-	-	-	-	-	-	-	-	-	-
Washington	-	-	-	-	-	-	-	-	-	-	-	-
NFC East	-	-	-	-	-	-	-	-	-	-	-	-
Chicago	-	-	-	-	-	-	-	-	-	-	-	-
Detroit	-	-	-	-	-	-	-	-	-	-	-	-
Green Bay	-	-	-	-	-	-	-	-	-	-	-	-
Minnesota	-	-	-	-	-	-	-	-	-	-	-	-
Tampa Bay	-	-	-	-	-	-	-	-	-	-	-	-
NFC Central	-	-	-	-	-	-	-	-	-	-	-	-
Atlanta	1	14	23	1.6	7	0	1	14	23	1.6	7	0
Carolina	1	12	53	4.4	12	0	1	12	53	4.4	12	0
New Orleans	1	14	39	2.8	12	0	1	14	39	2.8	12	0
St. Louis	1	11	85	7.7	44	0	1	11	85	7.7	44	0
San Francisco	-	-	-	-	-	-	-	-	-	-	-	-
NFC West	4	51	200	3.9	44	0	4	51	200	3.9	44	0
NFC Total	4	51	200	3.9	44	0	4	51	200	3.9	44	0
Aug./Sept.	3	18	73	4.1	21	0	3	18	73	4.1	21	0
October	4	24	126	5.3	44	0	4	24	126	5.3	44	0
November	5	64	226	3.5	12	2	5	64	226	3.5	12	2
December	4	37	78	2.1	17	0	4	37	78	2.1	17	0
Games 1-8	8	51	216	4.2	44	1	8	51	216	4.2	44	1
Games 9-16	8	92	287	3.1	17	1	8	92	287	3.1	17	1
Home	8	82	342	4.2	44	1	8	82	342	4.2	44	1
Road	8	61	161	2.6	18	1	8	61	161	2.6	18	1
Wins	10	99	396	4.0	44	1	10	99	396	4.0	44	1
Losses	6	44	107	2.4	17	1	6	44	107	2.4	17	1
Ties	-	-	-	-	-	-	-	-	-	-	-	-
Grass	12	111	415	3.7	44	1	12	111	415	3.7	44	1
Turf	4	32	88	2.8	18	1	4	32	88	2.8	18	1
1st Down	16	89	325	3.7	44	1	16	89	325	3.7	44	1
2nd Down	16	45	167	3.7	18	1	16	45	167	3.7	18	1
3rd Down	16	8	12	1.5	7	0	16	8	12	1.5	7	0
4th Down	16	1	-1	-1.0	-1	0	16	1	-1	-1.0	-1	0
1st Half	16	65	195	3.0	18	0	16	65	195	3.0	18	0
2nd Half	16	78	308	4.0	44	2	16	78	308	4.0	44	2
Overtime	1	0	0	0	0	0	1	0	0	0	0	0

RECEIVING BREAKDOWN

	1998						CAREER					
	G	NO	YDS	AVG	LG	TD	G	NO	YDS	AVG	LG	TD
Buffalo	2	0	0	0.0	0	0	2	0	0	0.0	0	0
Indianapolis	2	3	24	8.0	15	0	2	3	24	8.0	15	0
Miami	-	-	-	-	-	-	-	-	-	-	-	-
New England	2	2	15	7.5	8	0	2	2	15	7.5	8	0
N.Y. Jets	2	2	7	3.5	4	0	2	2	7	3.5	4	0
AFC East	8	7	46	6.6	15	0	8	7	46	6.6	15	0
Baltimore	-	-	-	-	-	-	-	-	-	-	-	-
Cincinnati	-	-	-	-	-	-	-	-	-	-	-	-
Cleveland	-	-	-	-	-	-	-	-	-	-	-	-
Jacksonville	1	1	-2	-2.0	-2	0	1	1	-2	-2.0	-2	0
Pittsburgh	1	0	0	0.0	0	0	1	0	0	0.0	0	0
Tennessee	-	-	-	-	-	-	-	-	-	-	-	-
AFC Central	2	1	-2	-2.0	-2	0	2	1	-2	-2.0	-2	0
Denver	1	0	0	0.0	0	0	1	0	0	0.0	0	0
Kansas City	-	-	-	-	-	-	-	-	-	-	-	-
Oakland	1	1	4	4.0	4	0	1	1	4	4.0	4	0
San Diego	-	-	-	-	-	-	-	-	-	-	-	-
Seattle	-	-	-	-	-	-	-	-	-	-	-	-
AFC West	2	1	4	4.0	4	0	2	1	4	4.0	4	0
AFC Total	12	9	48	5.3	15	0	12	9	48	5.3	15	0
Arizona	-	-	-	-	-	-	-	-	-	-	-	-
Dallas	-	-	-	-	-	-	-	-	-	-	-	-
N.Y. Giants	-	-	-	-	-	-	-	-	-	-	-	-
Philadelphia	-	-	-	-	-	-	-	-	-	-	-	-
Washington	-	-	-	-	-	-	-	-	-	-	-	-
NFC East	-	-	-	-	-	-	-	-	-	-	-	-
Chicago	-	-	-	-	-	-	-	-	-	-	-	-
Detroit	-	-	-	-	-	-	-	-	-	-	-	-
Green Bay	-	-	-	-	-	-	-	-	-	-	-	-
Minnesota	-	-	-	-	-	-	-	-	-	-	-	-
Tampa Bay	-	-	-	-	-	-	-	-	-	-	-	-
NFC Central	-	-	-	-	-	-	-	-	-	-	-	-
Atlanta	1	0	0	0.0	0	0	1	0	0	0.0	0	0
Carolina	1	0	0	0.0	0	0	1	0	0	0.0	0	0
New Orleans	1	0	0	0.0	0	0	1	0	0	0.0	0	0
St. Louis	1	1	19	19.0	19	1	1	1	19	19.0	19	1
San Francisco	-	-	-	-	-	-	-	-	-	-	-	-
NFC West	4	1	19	19.0	19	1	4	1	19	19.0	19	1
NFC Total	4	1	19	19.0	19	1	4	1	19	19.0	19	1
Aug./Sept.	3	1	5	5.0	5	0	3	1	5	5.0	5	0
October	4	4	27	6.8	19	1	4	4	27	6.8	19	1
November	5	3	27	9.0	15	0	5	3	27	9.0	15	0
December	4	2	8	4.0	4	0	4	2	8	4.0	4	0
Games 1-8	8	5	32	6.4	19	1	8	5	32	6.4	19	1
Games 9-16	8	5	35	7.0	15	0	8	5	35	7.0	15	0
Home	8	5	49	9.8	19	1	8	5	49	9.8	19	1
Road	8	5	18	3.6	8	0	8	5	18	3.6	8	0
Wins	10	6	54	9.0	19	1	10	6	54	9.0	19	1
Losses	6	4	13	3.3	8	0	6	4	13	3.3	8	0
Ties	-	-	-	-	-	-	-	-	-	-	-	-
Grass	12	8	59	7.4	19	1	12	8	59	7.4	19	1
Turf	4	2	8	4.0	5	0	4	2	8	4.0	5	0
1st Down	16	6	39	6.5	19	1	16	6	39	6.5	19	1
2nd Down	16	3	30	10.0	15	0	16	3	30	10.0	15	0
3rd Down	16	1	-2	-2.0	-2	0	16	1	-2	-2.0	-2	0
4th Down	16	0	0	0	0	0	16	0	0	0	0	0
1st Half	16	5	26	5.2	15	0	16	5	26	5.2	15	0
2nd Half	16	5	41	8.2	19	1	16	5	41	8.2	19	1
Overtime	1	0	0	0	0	0	1	0	0	0	0	0



JOHN BOCK

6-3 • 295

Center/Guard

Born: 2/11/71

College: Indiana State '94

Acquired: FA, 1996 • Signed Through: 1999

NFL: Fifth Season • Dolphins: Fourth Season

#60

PRO CAREER

Played in all 16 regular season games in 1998, starting six of them . . . Had first starting assignment of the year vs. Indianapolis (11/8), when he opened at left guard in place of an injured Mark Dixon (neck) . . . Went on to start each of the final five contests, all at left guard after Dixon was placed on Injured Reserve (neck) . . . Was awarded an offensive game ball for his performance vs. New Orleans (11/29) when the Dolphins amassed 375 yards of total offense and 24 first downs . . . Appeared in both playoff games following the season, including one start. . . Opened at left guard in Divisional loss at Denver (1/9/99) . . . Played in 14 games in 1997, with starts in three contests . . . Did not play in two of first three games: vs. Tennessee (9/7) and at Green Bay (9/14) . . . Opened at center at N.Y. Jets (10/12) in place of an injured Tim Ruddy (knee) . . . Saw significant time at right guard in second half vs. N.Y. Jets (11/9) after starter Everett McIver sustained a knee injury . . . Started at right guard vs. Buffalo (11/17) and at New England (11/23) in place of McIver . . . Saw action as a reserve in Dolphins' 17-3 First-Round Playoff loss at New England (12/28/97), the only postseason game of his NFL career . . . Played in two games in 1996 . . . Was inactive for two games and dressed but did not play in six contests . . . Signed by Dolphins on October 16, 1996 . . . Made Dolphins debut against N.Y. Giants (12/8) . . . Also saw action against Buffalo (12/16) . . . Played in ten games with seven starts for N.Y. Jets in 1995 . . . Started the final six games of season . . . Made five starts at center and two at right guard . . . Also saw time as a reserve third tight end in short-yardage situations and on special teams . . . Was one of four rookie free agents to make Jets' roster . . . Joined Jets after playing for the Amsterdam Admirals of World League in the spring . . . Started all 10 contests at guard and handled long snapping duties for the Admirals . . . Originally signed with the Buffalo Bills as a rookie free agent in 1994, but was released during training camp.

COLLEGE

One-year starter at Indiana State . . . Earned all-conference honors as a senior . . . Transferred from Louisville following his junior season . . . Was a three-year starter at Louisville . . . Started on the Cardinals' Fiesta Bowl team as sophomore . . . Holds B.S. in sociology.

PERSONAL

Married to Caren, couple resides in Weston, Fla., with daughters Brittany and Ashley . . . Three-sport letterman at Crystal Lake (Ill.) Central High School . . . Assisted in building a house for Habitat for Humanity in Little Haiti in 1999 and South Miami during the 1997 bye weekend . . . Has participated in events benefiting the Cystic Fibrosis Foundation . . . Full name is John Matthew Bock, born February 11, 1971, in Crystal Lake, Illinois.

NFL REGULAR SEASON STATISTICS


GAMES/STARTS: (N.Y. Jets) 1995: 10/7, (Miami) 1996: 2/0, 1997: 14/3, 1998: 16/6 4-YEAR TOTALS:
42/16 MIAMI TOTALS: 32/9

NFL PLAYOFF STATISTICS

GAMES/STARTS: 1997: 1/0, 1998: 2/1 PLAYOFF TOTALS: 3/1 MIAMI TOTALS: 3/1

ADDITIONAL STATS

Miscellaneous Tackles: 1 in 1998



TIM BOWENS

6-4 • 315

Defensive Tackle

#95

Born: 2/7/73

College: Mississippi '95

Acquired: D1, 1994 • Signed Through: 2002

NFL: Sixth Season • Dolphins: Sixth Season

PRO CAREER

1998 – Started all 16 regular season games at left defensive tackle . . . Was an integral part of a defense that allowed a league-low 265 points . . . Finished with 44 total tackles and a pass defended . . . Was voted as a starter to the AFC Pro Bowl squad, the initial Pro Bowl selection of his career and the only Dolphin chosen in 1998 . . . Did not play, however, due to a torn right biceps tendon . . . Has now started 78 consecutive league games, the longest current streak on the team . . . Has opened 79 of the 80 contests in which he has played during his career, and has never missed a regular season game in his career . . . Registered seven tackles in season-opener at Indianapolis (9/6) . . . Had five stops the following week vs. Buffalo (9/13) when he received a defensive game ball as Miami held the Bills to just seven points on the afternoon . . . Had two stops and was awarded a defensive game ball for his performance in shutout victory over Pittsburgh (9/20) . . . Amassed six tackles at N.Y. Jets (10/4) . . . Had four stops vs. St. Louis (10/18) . . . Also had four tackles, in addition to a pass defended, the following week vs. New England (10/25) . . . Registered five tackles in season-finale at Atlanta (12/27) . . . Signed a five-year contract extension through 2002 on August 25, 1998, after signing the one year tender for a franchise player on August 21. . .

PRO BOWL: Was named as a starter at defensive tackle for the AFC in the 1998 Pro Bowl, the only Dolphin named to the squad . . . Became the first Dolphin to be chosen to the Pro Bowl since tackle Richmond Webb in 1996, and the first Miami starter since 1995, when Webb, quarterback Dan Marino and guard Keith Sims all were selected to start the game . . . Became the first defensive player to be picked as a starter since linebacker Bryan Cox in 1992, and the first defensive lineman chosen since Jeff Cross in 1990 . . . He also became the first Dolphins defensive tackle to be picked since Brian Sochia in 1988, and he is only the second defensive tackle in team history to be named a Pro Bowl starter, joining Bob Baumhower, who was selected in 1983 . . .

PLAYOFFS: Started First-Round playoff game vs. Buffalo (1/2/99) . . . Sustained a torn right biceps tendon in the game . . . Underwent successful surgery to repair the tendon on January 3, 1999 . . . The surgery was performed by team physicians Dr. John Uribe and Dr. Dan Kanell at HealthSouth Doctor's Hospital in Coral Gables . . . Placed on Injured Reserve on January 5, 1999 . . . Has started all five playoff games in which he has played in his career . . . Has registered 14 tackles in those five contests.

1997 – Started all 16 games at left defensive tackle . . . Was voted by his teammates as the defensive captain on November 5 . . . Finished the year with 70 total tackles, five sacks for

43.5 yards, one fumble recovery, two forced fumbles and four passes defended . . . Tackle total represented the second-most of his career and ranked seventh on the squad . . . Five sacks were a career-best as well, and tied for second on the club . . . Opened the season with six tackles, including a sack, vs. Indianapolis (8/31) . . . Recorded six stops and a sack vs. Kansas City (10/5) . . . Had one sack among four tackles at N.Y. Jets (10/12) . . . Tallied a season-high nine tackles, including a half-sack, vs. Chicago (10/27) . . . Posted seven tackles the following week at Buffalo (11/2) . . . Turned in best performance of the season at Oakland (11/30), when he matched a season-high with nine tackles, and registered a season-best 1.5 sacks, including a forced fumble, fumble recovery and his first career touchdown . . . Along with Zach Thomas, sacked Raiders QB Jeff George in the end zone, and in the process stripped George of the ball and recovered it for his first career score . . . It marked the first time a Dolphins defensive lineman scored a touchdown since Chuck Klingbeil scored a TD when he recovered a fumble by Packers QB Don Majkowski in the end zone on September 22, 1991 vs. Green Bay . . . Started at left tackle in Dolphins' 17-3 First-Round Playoff loss at New England (12/28) and recorded four tackles.

1996 – Started all 16 games at right defensive tackle . . . Finished with a career-high 75 tackles (57 solo), three sacks, one fumble recovery, two forced fumbles and three passes defended . . . Finished second on the team in tackles twice . . . Opened season with five tackles and added one pass defended and one fumble recovery against New England (9/1) . . . Recorded five tackles and a pass defended against N.Y. Jets (9/15) . . . Registered five tackles, one forced fumble and a pair of sacks for his first career multiple sack game, at Buffalo (10/13) . . . Recorded eight tackles at Philadelphia (10/20) . . . Finished second on the team with nine tackles at Houston (11/17) . . . Had four tackles and a sack against N.Y. Giants (12/8).

1995 – Started all 16 regular season games and one playoff contest . . . Finished with 52 tackles (44 solo), two sacks, two fumble recoveries, two forced fumbles and four passes defended . . . Opened the season with three tackles and a pass defended against N.Y. Jets (9/3) . . . Posted two tackles, including two half-sacks (shared with Marco Coleman and Dion Foxx) and recovered a fumble against Pittsburgh (9/18) . . . Recorded four tackles and one pass defended at New Orleans (10/15) . . . Tied for team lead with six tackles and a sack at N.Y. Jets (10/22) . . . Registered seven tackles and also deflected an 18-yard field goal attempt by Matt Bahr against New England (11/12) . . . Had four tackles, two forced fumbles, and one fumble recovery against Kansas City (12/11), marking the second time in his career with two forced fumbles; he also forced a pair of fumbles at N.Y. Jets on Nov. 27, 1994 . . . Recorded six tackles and one pass defended at Buffalo (12/17) . . . Posted four tackles in AFC First-Round Playoff game at Buffalo (12/30).

1994 – Played in all 16 regular season games with 15 starts and started both playoff contests as a rookie . . . Earned numerous rookie honors including NFL Defensive Rookie of the Year by both Associated Press and Pro Football Weekly . . . Finished with 63 tackles (45 solo), three sacks, three forced fumbles, one fumble recovery and three passes defended . . . Important part of Dolphins defense which set team record for fewest rushing yards allowed in a season . . . Made NFL debut in starting role at defensive tackle against New England (9/4) and had three tackles . . . Saw only reserve action of season as team opened in nickel defense at Green Bay (9/11) . . . Posted four tackles and first NFL sack, at Minnesota (9/25) . . . Had nine tackles at Buffalo (10/9) . . . Finished with nine tackles against Indianapolis (11/6) . . . Recorded nine tackles, one pass defended and a fumble recovery against Chicago (11/13) . . . Had exceptional game at N.Y. Jets (11/27) with seven tackles, one sack and two forced fumbles . . . Closed regular season with one tackle and a sack against Detroit (12/25) . . . Started both playoff contests . . . Finished with six tackles (four solo) and a pass defended . . . First-round draft choice (20th overall) of Miami in 1994 . . .

ROOKIE HONORS: One of the most honored NFL rookies in 1994 . . . Named NFL Defensive Rookie of the Year by Associated Press and Pro Football Weekly . . . Became first Dolphins player to win AP's defensive rookie award since A.J. Duhe in 1977 . . . Picked as second-team All-AFC by United Press International . . . Selected as Tommy Fitzgerald Award winner as outstanding Miami rookie in training camp . . . Named to all-rookie teams of College and Pro Football Newsweekly, Football News, Pro Football Weekly and Pro Football Writers of America . . . Voted by South Florida media as Dolphins' Rookie of the Year and Outstanding Defensive Lineman.

COLLEGE

One-year starter at Mississippi . . . Transferred from Itawamba (Miss.) Community College . . .

Left school following junior campaign . . . Played in nine games with seven starts in his final season . . . Key member of nation's top defense . . . Named second-team All-Southeastern Conference . . . Recorded 53 tackles (47 solo) and six sacks . . . Added one forced fumble, one fumble recovery and one interception . . . Responded with three tackles, three quarterback pressures, a forced fumble and an interception in first collegiate start, against Vanderbilt . . . Sat out contests against Northern Illinois and Mississippi State to concentrate on academics . . . Lettered twice at Itawamba Community College . . . Named All-American, all-region and all-state as a sophomore . . . Recorded 58 tackles (45 solo), eight sacks, two fumble recoveries and two forced fumbles . . . Had five sacks and was named most valuable player of the Mineral Bowl . . . Named all-state as a freshman . . . Recorded 50 tackles (38 solo), two fumble recoveries, one forced fumble and five sacks . . . Majored in criminal justice.

PERSONAL

Single, resides in Williams Island, Fla . . . Has two sons, Camrin Deion (3/15/96) and Tim, Jr. (6/14/99) . . . Attended Okolona (Miss.) High School . . . Named all-state and was a two-time all-district selection . . . Lettered as a tight end and linebacker . . . Led team to an 11-2 record and Class AA state semifinals as a senior . . . Lettered three times in football and twice in basketball . . . Enjoys shooting pool . . . Lists "Friday" as favorite movie, "Martin" as favorite television show and Ice Cube as favorite recording artist . . . Full name is Timothy L. Bowens, born February 7, 1973, in Okolona, Miss.

NFL REGULAR SEASON STATISTICS

YEAR	TEAM	G-S	TACK.	ASST.	TOTAL	FUM. REC.	FOR. FUM.	QB SACK	YDS LOST
1994	Miami	16-15	45	18	63	1	3	3	27.0
1995	Miami	16-16	44	8	52	2	2	2	16.0
1996	Miami	16-16	57	18	75	1	2	3	16.0
1997	Miami	16-16	48	22	70	1	2	5	43.5
1998	Miami	16-16	29	15	44	0	0	0	0.0
5-YEAR TOTALS		80-79	223	81	304	5	9	13	102.5

NFL PLAYOFF STATISTICS

YEAR	TEAM	G-S	TACK.	ASST.	TOTAL	FUM. REC.	FOR. FUM.	QB SACK	YDS LOST
1994	Miami	2-2	4	2	6	0	0	0	0.0
1995	Miami	1-1	2	2	4	0	0	0	0.0
1997	Miami	1-1	3	1	4	0	0	0	0.0
1998	Miami	1-1	0	0	0	0	0	0	0.0
PLAYOFF TOTALS		5-5	9	5	14	0	0	0	0.0

ADDITIONAL STATS

Passes Defensed: 3 in 1994, 4 in 1995, 3 in 1996, 4 in 1997, 1 in 1998 for total of 15 (P-1)

Defensive Touchdowns: 1 fumble recovery in 1997


SINGLE-GAME HIGHS

Most Sacks: 2.0 at Buffalo, 10/13/96
1.5 at Oakland, 11/30/97



DOLPHIN FACT

Miami was 3-0 at home in games against teams which play their home games in a domed stadium in 1998. Overall, the Dolphins own a 29-9 (.763) record at home in regular-season games against teams which play their home games in a domed stadium. Miami will play host to Indianapolis (RCA Dome) in 1999.



O.J. BRIGANCE

6-0 • 236

Linebacker

Born: 9/29/69

College: Rice '91

Acquired: FA, 1996 • Signed Through: 1999

NFL: Fourth Season • Dolphins: Fourth Season

#57

PRO CAREER

1998 – Underwent successful back surgery on June 3, 1999 . . . The surgery involved a partial disc removal in his lumbar spine region . . . It was performed by Dr. Frank Eismont at the University of Miami Jackson Memorial Hospital . . . Played in all 16 regular season contests and both playoff contests in 1998, all in a reserve role . . . Along with Bernie Parmalee, served as a special teams co-captain . . . Finished second on the club with 26 special teams tackles . . . Tallied two tackles on special teams in season-opening victory at Indianapolis (9/6) and received a game ball for his performance . . . Recorded three special teams stops vs. Pittsburgh (9/20) . . . Posted three special teams tackles vs. New England (10/25) . . . Also had three stops on special teams at Buffalo (11/1) . . . Recorded a season-high five special teams tackles vs. Indianapolis (11/8), and earned a special teams game ball . . . Had three tackles and a forced fumble on special teams in win at Oakland (12/6), and was awarded a game ball on special teams . . . Underwent a left elbow arthroscopy for loose body removal, and a right ankle arthroscopy for bone spur removal on January 14, 1999 . . . The surgeries were performed by team physician Dr. John Uribe at HealthSouth Doctor's Hospital in Coral Gables . . .

PLAYOFFS: Appeared in both playoff games following the 1998 season, both in a reserve capacity. . . Did not post any stats. . . Has played in three postseason contests in his career and amassed two tackles and a sack.

1997 – Played in all 16 regular season games and playoff contest . . . Majority of action came on special teams unit where he finished second on the club with 28 total tackles . . . Saw increased time on defense late in the season, and came up with one tackle . . . Had a season-high three special teams tackles twice: vs. Buffalo (11/17) and vs. Detroit (12/7) . . . Recorded two special teams stops in a game on nine occasions: vs. Indianapolis (8/31), vs. Tennessee (9/7), at Tampa Bay (9/21), at N.Y. Jets (10/12), vs. Chicago (10/27), at Buffalo (11/2), vs. N.Y. Jets (11/9), at New England (11/23) and at Indianapolis (12/14) . . . Saw extensive time on defense in the Dolphins' First-Round Playoff loss at New England (12/28), the only playoff game of his NFL career . . . Registered a pair of tackles, including the first sack of his career, regular season or postseason . . . Also had a tackle on special teams.

1996 – Played in 12 games for the Dolphins . . . Was inactive for four contests . . . Signed with the Dolphins as a free agent on May 17, 1996 . . . Saw majority of action on special teams . . . Did not record a tackle on defense . . . Ranked tied for sixth on team with seven special teams tackles . . . Made NFL debut against New England (9/1) . . . Recorded first NFL special teams tackle against N.Y. Jets (9/15) . . . Had a season-high two special teams tackles at Philadelphia (10/20).

1994-95 – Spent 1994-95 seasons playing with the Baltimore Stallions of Canadian Football League . . . Signed with Baltimore as free agent in April, 1994, after having played from 1991-93 with the British Columbia Lions of the CFL . . . Helped lead Stallions to back-to-back Grey Cup championship appearances . . . Posted 44 tackles (38 solo), three fumble recoveries and six sacks in 1994 . . . Recorded two tackles and a sack in 1994 Grey Cup game . . . Named to CFL all-star team in 1995 with 66 tackles and seven sacks . . . Posted ten tackles in 1995 Grey Cup game.

1991-93 – Spent 1991-93 seasons playing with British Columbia Lions . . . Signed as a free agent by B.C. Lions in May, 1991 . . . Recorded 112 tackles (92 solo), two sacks and an interception in 1991 . . . Voted as a Western All-Star . . . Posted a team-high 20 sacks with 59 tackles in 1993 and was named as a Western All-Star.

COLLEGE

Four-year letterman and three-year starter at Rice . . . Held school record with 367 career tackles . . . Won school's Jess Neely Defense Award as outstanding linebacker as senior, junior and sophomore . . . Named All-Southwest Conference following his senior and junior seasons . . . Led school with 109 tackles (49 solo) as a senior, 104 tackles (58 solo) as a junior and 128 tackles (90 solo) as a sophomore . . . Holds B.A. in managerial studies.

PERSONAL

Married to Chanda, couple resides in Bel Air, Md . . . Attended Willowridge High School in Sugarland, Texas and lettered in football and track . . . Has participated in events for Cystic Fibrosis Foundation . . . Assisted the Daily Bread Food Bank by distributing turkeys to needy families in South Florida . . . Was the recipient of the 1998 NFL Players Associations' Byron "Whizzard" White Community Service Award . . . Assisted in building a house in Little Haiti for Habitat for Humanity during the 1999 offseason . . . Full name is Orenthial James Brigrance, born September 29, 1969, in Houston, Tex.

NFL REGULAR SEASON STATISTICS


YEAR	TEAM	G-S	TACK.	ASST.	TOTAL	FUM. REC.	FOR. FUM.	QB SACK	YDS LOST
1996	Miami	12-0	0	0	0	0	0	0	0.0
1997	Miami	16-0	1	0	1	0	0	0	0.0
1998	Miami	16-0	0	0	0	0	1	0	0.0
3-YEAR TOTALS		44-0	1	0	1	0	1	0	0.0

NFL PLAYOFF STATISTICS

YEAR	TEAM	G-S	TACK.	ASST.	TOTAL	FUM. REC.	FOR. FUM.	QB SACK	YDS LOST
1997	Miami	1-0	2	0	2	0	0	1	3.0
1998	Miami	2-0	0	0	0	0	0	0	0.0
PLAYOFF TOTALS		3-0	2	0	2	0	0	1	3.0

ADDITIONAL STATS

Special Teams Tackles: 7 in 1996, 28 in 1997, 26 in 1998 for total of 61 (P-1)



LORENZO BROMELL

6-6 • 270

Defensive End

Born: 9/23/75

College: Clemson '98

Acquired: D4, 1998 • Signed Through: 2000

NFL: Second Season • Dolphins: Second Season

#91

PRO CAREER

1998 – Played in 14 regular season games and both playoff contests, all in a reserve capacity . . . Was inactive for two more games . . . Finished the year with 34 tackles, including eight sacks for 62 yards in losses . . . Sack total ranked third on the club . . . Also recovered a fumble and forced a fumble . . . Dolphins were 5-1 in games where he had a sack . . . Underwent successful surgery on his left shoulder on January 11, 1999 . . . The surgery was performed by team physician Dr. John Uribe at HealthSouth Doctor's Hospital in Coral Gables . . . Fourth round draft choice by Miami (102nd overall) in 1998, with a pick acquired from

Philadelphia in a draft day trade-up . . .

AMONG ROOKIE SACK LEADERS: With eight sacks in 1998, Bromell equaled Bill Stanfill's mark for most sacks by a rookie in a season in team history . . . Stanfill achieved his total in 1969 . . . In addition, Bromell registered two sacks in a game twice during the course of the season, tied for the third-highest total by a Dolphins rookie in a game:

MIAMI DOLPHINS ROOKIE SACK LEADERS						
PLAYER	SEASON		PLAYER	GAME		
	YEAR	SACKS		DATE	OPP.	SACKS
1. LORENZO BROMELL	1998	8.0	1. A.J. Duhe	11/6/77	at N.Y. Jets	3.0
Bill Stanfill	1969	8.0	2. Marco Coleman	10/25/92	vs. Ind.	3.0
3. A.J. Duhe	1977	7.0	3. LORENZO BROMELL	9/13/98	vs. Buff.	2.0
4. Marco Coleman	1992	6.0	LORENZO BROMELL	11/29/98	vs. N.O.	2.0
5. Derrick Rodgers	1997	5.0	Nine others			2.0
Jason Taylor	1997	5.0				

Bromell's sack total tied for first among NFL rookies in 1998, along with Packers DE Vonnie Holliday . . . Of the top seven rookie sackers in the NFL in 1998, Bromell is one of only three who was not a first-round draft choice:

MOST SACKS BY AN NFL ROOKIE IN 1998					
PLAYER	TEAM	ROUND DRAFTED	OVERALL PICK	SACKS	
1. LORENZO BROMELL	MIAMI	4	102	8.0	
Vonnie Holliday	Green Bay	1	19	8.0	
3. Greg Ellis	Dallas	1	8	3.0	
Michael Myers	Dallas	4	100	3.0	
Brian Simmons	Cincinnati	1	17	3.0	
Greg Spires	New England	3	83	3.0	
Grant Wistrom	St. Louis	1	6	3.0	

When Bromell's sack total is combined with fellow rookie lineman Kenny Mixon's two, Miami had the top rookie sack tandem in the NFL in 1998:

TOP NFL ROOKIE SACK TANDEM IN 1998					
TEAM	PLAYER	SACKS	PLAYER	SACKS	TOTAL
MIAMI	LORENZO BROMELL	8.0	KENNY MIXON	2.0	10.0
Green Bay	Vonnie Holiday	8.0	Billy Lyon	1.0	9.0
Dallas	Greg Ellis	3.0	Michael Myers	3.0	6.0
Cincinnati	Brian Simmons	3.0	Takeo Spikes	2.0	5.0

Only one tandem per team is included, therefore top tandems do not include Jude Waddy of Green Bay (1.0) and Steve Foley of Cincinnati (2.0).

GAME HIGHLIGHTS: Was inactive for season-opener at Indianapolis (9/6) with a knee injury sustained during the preseason . . . Made NFL debut the following week, in a reserve role vs. Buffalo (9/13), and registered three tackles, including the first two sacks of his NFL career, for 21 yards in losses . . . Two sacks were among a season-high eight for the Dolphins on the day . . . His personal total also tied for the third-highest ever by a Dolphins rookie in a game . . . Had two tackles and a sack in shutout victory over Pittsburgh (9/20) . . . Tallied a season-high five tackles, including a sack, in shutout win over St. Louis (10/18) . . . Had two tackles and a sack at New England (11/23) . . . Came up with three tackles, two sacks, a fumble recovery and a forced fumble in win over New Orleans (11/29) . . . Had one tackle, a six-yard sack of Denver QB Bubba Brister, in Monday night win over Denver (12/21) . . . The sack in the Broncos game was his eighth of the season, tying Bill Stanfill's club single-season mark for most sacks by a rookie . . . Came up with five tackles in season finale at Atlanta (12/27) . . .

POSTSEASON HONORS: Following the 1998 season, Bromell was named to the All-Rookie teams of College and Pro Football Newsweekly and The Football News.

PLAYOFFS: Saw action in a reserve role in both playoff games following the 1998 season . . . Did not post any stats.

COLLEGE

Was a two-year letterman and one-year starter at Clemson after transferring from Georgia Military College . . . Was a second-team All-Atlantic Coast Conference pick as a senior in 1997 when he registered 59 total tackles, six sacks, 14 tackles for loss and a fumble recovery . . . Notched eight sacks in his two seasons for the Tigers . . . Majored in speech communications.

PERSONAL

Single, splits residence between Bronx, N.Y. and Fort Lauderdale, Fla . . . Lettered in football and basketball at Chopee High School in Georgetown, S.C. . . Enjoys playing basketball and video games in spare time . . . Lists "Terminator 2" as favorite movie, "Martin" as favorite television show and Wu-Tang Clan as favorite musical group . . . Full name is Lorenzo Alexis Bromell, born September 23, 1975, in Georgetown, S.C.

NFL REGULAR SEASON STATISTICS


YEAR	TEAM	G-S	TACK.	ASST.	TOTAL	FUM. REC.	FOR. FUM.	QB SACK	YDS LOST
1998	Miami	14-0	20	14	34	1	1	8	62.0

NFL PLAYOFF STATISTICS

YEAR	TEAM	G-S	TACK.	ASST.	TOTAL	FUM. REC.	FOR. FUM.	QB SACK	YDS LOST
1998	Miami	2-0	0	0	0	0	0	0	0.0

SINGLE-GAME HIGHS

Most Sacks: 2.0 vs. Buffalo, 9/13/98
2.0 vs. New Orleans, 11/29/98



JAMES BROWN

6-6 • 325

Tackle

Born: 1/30/70

College: Virginia State '92

Acquired: T (NYJ), 1996 • Signed Through: 2002

NFL: Seventh Season • Dolphins: Fourth Season

#76

PRO CAREER

1998 – Started all 16 regular season games and both playoff contests at right tackle . . . Signed a five-year contract through 2002 season with the Dolphins on March 3, 1998 . . . Participated in every offensive snap over the course of the season, one of only two Dolphins offensive linemen (Tim Ruddy) to achieve that feat in '98 . . . Was awarded offensive game balls for his performance in wins vs. St. Louis (10/18), at Carolina (11/15) and vs. New Orleans (11/29) . . . Has started in all 48 games as a Dolphin . . . Overall, has started 58 consecutive league games dating back to the 1995 season with the N.Y. Jets, the longest current streak among Dolphins offensive players . . . Underwent a left elbow arthroscopy for loose body removal on January 11, 1999 . . . The procedure was performed by team physician Dr. John Uribe at HealthSouth Doctor's Hospital in Coral Gables.

1997 – Started at right tackle for all 16 regular season games and playoff contest . . . Was the only Dolphins offensive lineman to participate in every offensive snap over the course of

the season . . . Started at right tackle in the Dolphins' 17-3 First-Round playoff loss at New England (12/28) . . . Did not miss an offensive down in that game.

1996 – Started all 16 games at right tackle for Dolphins . . . Acquired by the Dolphins in a trade with N.Y. Jets on March 4, 1996, in exchange for a fifth-round draft choice in 1997 . . . Made Dolphins debut in starting role against New England (9/1).

1995 – Played in 15 games with 12 starts for N.Y. Jets at right tackle . . . Saw special teams action for first two games of season . . . Started at right tackle against Jacksonville (9/17) and at Atlanta (9/24) for the injured Siupeli Malamala (knee) . . . Did not play against Oakland (10/1) . . . Took over as starting right tackle for Malamala (knee) at Carolina (10/15) and started for the remainder of season.

1994 – Played in all 16 games with seven starts . . . Started games eight through 14 at right tackle . . . Did not allow a sack in four of seven starts . . . Played well at Green Bay (11/13) by matching up with Reggie White for most of game and not allowing a sack . . . Part of an offensive line which earned game ball at Minnesota (11/20).

1993 – Played in 13 games with one start . . . Dressed but did not play in first two games of season . . . Saw first career NFL action at tackle against New England (9/26) . . . Made first career start at New England (11/28) and did not allow a sack.

1992 – Spent season on Jets' practice squad . . . Signed on September 1 after being waived by Indianapolis . . . Was originally a third-round draft choice (82nd overall) of Dallas in 1992 . . . Cut by the Cowboys on August 19 and claimed off waivers by the Colts on August 20.

COLLEGE

Four-year starter at Virginia State . . . Named Division II All-America by Associated Press and All-CIAA choice as a senior . . . Did not allow a sack as a senior despite school averaging 223.2 yards passing per game . . . Earned All-CIAA honors as a junior . . . Started at tight end as a redshirt freshman . . . Was the first player selected in NFL draft out of VSU since 1972 . . . Majored in drafting technology.

PERSONAL

Single, resides in Weston, Fla . . . Has son, Semaj (12/27/95) . . . Attended Mastbaum High School in Philadelphia, Pa . . . Has been active visiting New York area hospitals and speaking to various school groups . . . Has participated in events benefiting the Cystic Fibrosis Foundation . . . Full name is James Lamont Brown, born January 3, 1970, in Philadelphia, Pa.

NFL REGULAR SEASON STATISTICS

GAMES/STARTS: (N.Y. Jets) 1992: Practice Squad, 1993: 13/1, 1994: 16/7, 1995: 15/12, (Miami) 1996: 16/16, 1997: 16/16, 1998: 16/16 . . . **6-YEAR TOTALS:** 92/68 . . . **MIAMI TOTALS:** 48/48


NFL PLAYOFF STATISTICS

GAMES/STARTS: 1997: 1/1, 1998: 2/2 . . . **PLAYOFF TOTALS:** 3/3

DOLPHIN FACT



Since the 1970 merger of the American and National Football Leagues, Miami is the only NFL team to twice open up a season with 10 or more consecutive wins. The Dolphins did it in 1972 (14 wins) and 1984 (11 wins), while five other teams have accomplished a 10 or more game season opening winning streak on one occasion — Minnesota in 1975 (10 wins), Chicago in 1985 (13 wins), N.Y. Giants in 1990 (10 wins), San Francisco in 1990 (10 wins), Washington in 1991 (11 games) and Denver in 1998 (13 games).



TERRELL BUCKLEY

5-10 • 180

Cornerback

Born: 6/7/71

College: Florida State '92

Acquired: T (G.B.), 1995 • Signed Through: 1999

NFL: Eighth Season • Dolphins: Fifth Season

#27

PRO CAREER

1998 -- Started all 16 regular season games and both playoff contests at left cornerback . . . Was voted as a second alternate to AFC Pro Bowl squad . . . Also was chosen as an All-Pro by Source Sports Magazine . . . Finished seventh on the team with 54 total tackles (45 solo), was second with 20 passes defended . . . Also recovered a fumble and forced two fumbles . . . Tied for team-lead along with Sam Madison with a career-high eight interceptions . . . Interception total also tied for second in the AFC and in the NFL, trailing only New England's Ty Law, who had nine . . . In addition, ranked second in the AFC and sixth in the NFL with a 12.2-yard average on 29 punt returns . . . Average is the second-best single-season figure in club history, trailing only the 12.3 mark attained by Freddie Solomon in 1975 . . . Totaled 354 punt return yards, the third-most ever by a Dolphin in a season, trailing only Mark Clayton (392 in 1983) and Tom Vigorito (379 in 1981) . . . Has now played in 110 straight league games, including 52 consecutive starts . . . Has missed just two games in his career, none due to injury . . .

INTERCEPTIONS: Picked off a career-best eight passes in 1998, surpassing his previous career-high of six, which was established in 1996, his second season with the Dolphins. . . Buckley and Dolphins teammate Sam Madison, along with Arizona's Kwamie Lassiter, finished the season tied for second in the NFL in interceptions in 1998:

NFL INTERCEPTION LEADERS IN 1998

PLAYER	TEAM	INTs	YARDS	AVG.	LG	TD
1. Ty Law	New England	9	133	14.8	59t	1
2. TERRELL BUCKLEY	MIAMI	8	157	19.8	61	1
Sam Madison	Miami	8	114	14.3	35	0
Kwamie Lassiter	Arizona	8	80	10.0	29	0
5. Ray Buchanan	Atlanta	7	102	14.6	34	0
Jimmy Hitchcock	Minnesota	7	242	34.6	79t	3
Shawn Springs	Seattle	7	142	20.3	56t	2

Buckley's eight interceptions also tied for the second-highest single-season total in franchise history, along with Madison, trailing only Dick Westmoreland, who picked off ten passes in 1967:

DOLPHINS SINGLE-SEASON INTERCEPTION LEADERS

YEAR	PLAYER	INTs	YEAR	PLAYER	INTs
1. 1967	Dick Westmoreland	10	1974	Jake Scott	8
2. 1966	Willie West	8	1998	TERRELL BUCKLEY	8
1968	Dick Anderson	8	1998	Sam Madison	8
1970	Dick Anderson	8	9. 1971	Jake Scott	7
1973	Dick Anderson	8	1980	Gerald Small	7

In addition, combined with Madison's eight interceptions, the pair combined for 16 interceptions on the year, the highest figure by a tandem in the NFL in 1998 and in Dolphins history:

MOST INTERCEPTIONS BY A DOLPHINS TANDEM IN A SEASON

YEAR	PLAYER	INTs	PLAYER	INTs	TOTAL
1. 1998	TERRELL BUCKLEY	8	SAM MADISON	8	16
2. 1967	Dick Westmoreland	10	Jimmy Warren	4	14
3. 1966	Willie West	8	Jimmy Warren	5	13
1970	Dick Anderson	8	Lloyd Mumphord	5	13
			Jake Scott	5	13
5. 1968	Dick Anderson	8	Willie West	4	12
1973	Dick Anderson	8	Jake Scott	4	12
1980	Gerald Small	7	Don McNeal	5	12

Buckley and Madison's combined interception total is also tied for the ninth highest combined total in the NFL since the 1970 NFL-AFL merger:

TOP NFL INTERCEPTION TANDEM (SINCE 1970)

TEAM	YEAR	PLAYER	INTS	PLAYER	INTS	TOTAL
1. Dallas	1981	Everson Walls	11	Dennis Thurman	9	20
2. Los Angeles	1976	Monte Jackson	10	Rod Perry	8	18
Houston	1979	Mike Reinfeldt	12	J.C. Wilson	6	18
Seattle	1984	Kenny Easley	10	Dave Brown	8	18
5. Philadelphia	1971	Bill Bradley	11	Leroy Keyes	6	17
Baltimore	1977	Lyle Blackwood	10	Stan White	7	17
Kansas City	1980	Gary Barbaro	10	Eric Harris	7	17
St. Louis	1997	Ryan McNeil	9	Keith Lyle	8	17
9. MIAMI	1998	TERRELL BUCKLEY	8	SAM MADISON	8	16
Detroit	1970	Dick LeBeau	9	Lem Barney	7	16
Kansas City	1974	Emmitt Thomas	12	Bobby Reardon	4	16
Minnesota	1975	Paul Krause	10	Bobby Bryant	6	16
Buffalo	1977	Tony Greene	9	Mario Clark	7	16
Cleveland	1978	Thom Darden	10	Oliver Davis	6	16
Oakland	1980	Lester Hayes	13	Mike Davis	3	16
San Fran.	1981	Dwight Hicks	9	Ronnie Lott	7	16
Green Bay	1984	Tom Flynn	9	Tim Lewis	7	16
San Fran.	1986	Ronnie Lott	10	Tim McKyer	6	16
Chicago	1990	Mark Carrier	10	Lemuel Stinson	6	16

In his four-year career with the Dolphins, Buckley has recorded 19 interceptions, ninth on the club's all-time list:

ALL-TIME DOLPHINS INTERCEPTION LEADERS

PLAYER	TEAM	INTs	YARDS	AVG.	LG	TD
1. Jake Scott	1970-75	35	425	12.1	47	0
2. Dick Anderson	1968-77	34	792	23.3	96t	3
3. Glenn Blackwood	1979-87	29	398	13.7	50	1
4. Louis Oliver	1989-93, 95-96	24	569	23.7	103t	2
William Judson	1982-89	24	368	15.3	61t	2
6. Gerald Small	1978-83	23	378	16.4	46t	1
7. Curtis Johnson	1970-78	22	150	6.8	34	0
Tim Foley	1970-80	22	96	4.4	18	0
9. TERRELL BUCKLEY	1995-98	19	347	18.3	91t	2
10. Don McNeal	1980-89	18	163	9.1	30	2

Over the last three seasons (1996-98), Buckley's 18 interceptions are the second-highest total in the NFL (behind only the 20 interceptions on St. Louis' Keith Lyle):

MOST INTERCEPTIONS IN THE NFL, 1996-98

PLAYER	TEAM	1998	1997	1996	TOTAL
1. Keith Lyle	St. Louis	3	8	9	20
2. TERRELL BUCKLEY	MIAMI	8	4	6	18
3. Darryl Williams	Seattle	3	8	5	16
4. Ty Law	New England	9	3	3	15
Ryan McNeil	St. Louis, Detroit	1	9	5	15
Rod Woodson	Balt., S.F., Pitt.	6	3	6	15

GAME HIGHLIGHTS: In season-opening victory at Indianapolis (9/6), registered three tackles and five passes defended, including two interceptions of Peyton Manning passes, one of which he returned 21 yards for a touchdown . . . Marked the fourth time in his career and his third as a Dolphin that he picked off two passes in a game . . . His touchdown came on a 21-yard return in the fourth quarter, marking the fifth touchdown of his NFL career and third via an interception . . . Two of those returns have come as a Dolphin, and that total is tied with a group of nine other players for the third-most returns for touchdowns off interceptions in Dolphins history:

MOST INTERCEPTION RETURNS FOR TOUCHDOWNS IN DOLPHINS HISTORY

YEAR	PLAYER	TD RETs	YEAR	PLAYER	TD RETs
1. 1968-77	Dick Anderson	3	1980-89	Don McNeal	2
1996-98	Zach Thomas	3	1982-89	William Judson	2
2. 1966-69	Dick Westmoreland	2	1989-93	Louis Oliver	2
1966-67	Jimmy Warren	2	1995-96		
1969-76	Bill Stanfill	2	1992-95	Troy Vincent	2
1969-74	Lloyd Mumphord	2	1995-98	TERRELL BUCKLEY	2
1979-86	Mike Kozlowski	2			

Tallied five tackles and a pass defended at N.Y. Jets (10/4) . . . Registered five stops, an interception and two passes defended in Monday night game at Jacksonville (10/12) . . . Returned two punts for 53 yards, including a long return of 31 yards, vs. St. Louis (10/18), when he received a game ball on special teams. . . Had three tackles, an interception and a fumble recovery at Buffalo (11/1) . . . Had four tackles, two passes defended and an interception vs. Indianapolis (11/8) . . . Added a pair of punt returns for 38 yards, including a long of 24 in the Colts contest . . . Was awarded a game ball on defense in win over New Orleans (11/29) when he registered four tackles and an interception . . . Only punt return in the Saints game went for a season-long 35 yards . . . Had four stops, an interception that he returned 45 yards and two passes defended at Oakland (12/6) . . . Tallied four tackles, an interception that he returned a season-long 61 yards and one forced fumble vs. N.Y. Jets (12/13) . . . Had a pair of stops and three passes defended in win over Denver (12/21) . . .

PLAYOFFS: Started both playoff games following the 1998 season at left cornerback . . . Recorded three tackles, a fumble recovery and a forced fumble . . . Both the fumble recovery and forced fumble occurred in First-Round playoff victory over Buffalo (1/2/99), when he was credited with two tackles . . . In his career, has played in eight postseason contests, starting all of them . . . Has tallied 27 tackles, two interceptions, a fumble recovery and a forced fumble . . . With Miami in the playoffs, has played and started in four games, and amassed 16 tackles, a fumble recovery and a forced fumble.

PLAYER OF THE WEEK HONORS: Has been cited as AFC Defensive Player of the Week twice in his career . . . He earned the honor most recently on December 7, 1997 against Detroit . . . In that game, Buckley amassed eight tackles and intercepted two Scott Mitchell passes in Miami's 33-30 win . . . He also was honored for his effort in the final week of the 1995 season, when he recorded six tackles, an interception and two passes defended against the Rams in St. Louis . . . Buckley was one of three Dolphins to earn AFC Defensive Player of the Week honors in 1997 (Shawn Wooden vs. Indianapolis, 8/31; Derrick Rodgers at N.Y. Jets, 10/12) . . . Since the award was first given out by the NFL in 1984, Buckley is one of 11 Dolphins to be named Defensive Player of the Week, and just the second to receive the accolade twice (Louis Oliver was honored in 1989 and 1992).

1997 – Started all 16 games for the second consecutive season and the fourth time in his NFL career . . . Opened 15 contests at left cornerback and one on the right side . . . Finished

third on the team with a career-high 93 total tackles . . . Led club with four interceptions and 11 passes defended . . . Also recovered a fumble that he returned for a touchdown and forced a fumble . . . Returned four punts for a 14.5-yard average with a long of 26 on the season . . . Led team in tackles twice during the course of the year . . . Concluded the year with three interceptions over the final three weeks . . . Opened the season by recording five tackles and a pass defended vs. Indianapolis (8/31) . . . Came up with a pair of tackles and his first interception of the year the following week vs. Tennessee (9/7) . . . Turned in an eight-tackle effort at Green Bay (9/14) . . . Led squad with nine tackles, and added a pass defended and a forced fumble, at Baltimore (10/19) . . . Registered three tackles and a fumble recovery vs. Chicago (10/27) . . . In that game, scooped up a Ricky Proehl fumble and returned it 22 yards for a touchdown, the fourth of his career and his first via a fumble recovery . . . It marked the first return of an opponents' fumble for a touchdown by a Dolphins player since December 24, 1995 when Pat Johnson brought back a Todd Kinchen fumble 37 yards for a score against the Rams in St. Louis . . . Tallied seven tackles and two passes defended at Buffalo (11/2) . . . Had a season-high 10 tackles, in addition to a pass defended, vs. N.Y. Jets (11/9) . . . Amassed nine stops vs. Buffalo (11/17) . . . Tied for team-lead at New England (11/23) with eight tackles . . . Totaled eight tackles and a pair of interceptions vs. Detroit (12/7), and was named AFC Defensive Player of the Week for his performance in the Dolphins' 33-30 victory over the Lions . . . Marked the third time in his career he has picked off two passes in a game . . . In season finale vs. New England (12/22), registered four tackles and two passes defended, including an interception . . . Also saw punt return duty in the Patriots game, and brought back four punts for a 14.5-yard average with a long return of 26 yards . . . Started at left cornerback in Dolphins' 17-3 First-Round Playoff loss at New England (12/28) . . . Came up with four tackles and a pass defended in that game . . . Also fielded one punt that he returned 11 yards.

1996 – Started all 16 games at left cornerback . . . Finished with 54 tackles (48 solo), one fumble recovery, two forced fumbles and team leading totals of six interceptions and 17 passes defended . . . Ranked tied for third in AFC and tied for fourth in NFL with six interceptions . . . His six interceptions set his single-season career-high at the time, surpassing his former single-season best of five interceptions which he set in 1994 as a member of the Green Bay Packers, and were the most by a Dolphin since Glenn Blackwood had six interceptions in 1985 . . . Opened season against New England (9/1) with two tackles, two passes defended and an interception . . . Had two tackles, a forced fumble and two interceptions at Arizona (9/8) for his second career game with two interceptions; he also had two INTs as a member of the Green Bay Packers on December 20, 1992, against the L.A. Rams . . . Recorded five tackles and one interception against N.Y. Jets (9/15) for fourth straight game with an interception (the finale of 1995 season on December 24 at St. Louis, and each of the first three games of '96), leaving him one game shy of the Dolphins' all-time record of an interception in five consecutive games, held by Dick Westmoreland, who had at least one interception in games nine through 13 of the 1967 season . . . Had four tackles, two passes defended and an interception of Jim Kelly at Buffalo (10/13) . . . The interception came on a fourth-and-goal play with one minute remaining in regulation and the Dolphins ahead 14-7, and was returned 91 yards for a touchdown for his second touchdown off an interception in his career, with his other career touchdown off an interception coming on December 20, 1992, against the L.A. Rams as a member of the Green Bay Packers . . . In addition, Buckley's 91-yard return was the third-longest interception return in Dolphins history, surpassed only by a 96-yard return by Dick Anderson on November 24, 1968, at Boston, and Louis Oliver's club-record 103-yard return on October 4, 1992 at Buffalo . . . Posted three tackles and an interception at New England (11/3) . . . Recorded four tackles, one pass defended and one forced fumble at Oakland (12/1) . . . Closed season at N.Y. Jets (12/22) with four tackles, two passes defended and one fumble recovery.

1995 – Played in 16 regular season games with four starts and started one playoff contest . . . Acquired by Dolphins in a trade from the Green Bay Packers in exchange for past considerations on April 4, 1995 . . . Finished with 27 tackles (26 solo), one interception and seven passes defended . . . Added one kickoff return for 16 yards and one special teams tackle . . . Made Dolphins debut in a reserve role against N.Y. Jets (9/3) and recorded two tackles . . . Started final four games of the regular season . . . Made first Dolphins start against Atlanta (12/3) and posted three tackles . . . Recorded two tackles and two passes defended against Kansas City (12/11) with his second pass defended in that game coming with 1:31 remaining when he broke up a Steve Bono pass in the end zone on fourth down to preserve the Dolphins' 13-6 victory . . . Made five tackles at Buffalo (12/17) . . . Closed season at St. Louis (12/24) with six tackles, one interception, and two passes defended and was honored as AFC Defensive Player of the Week for his performance in 41-22 win over the Rams . . . Became first Dolphins defensive back to capture the honor since Troy Vincent in the 1992 playoffs against San Diego

and first in the regular season since safety Louis Oliver earned the award for his week five performance in 1992 at Buffalo . . . Had seven tackles and one pass defended in First-Round Playoff contest at Buffalo (12/30).

1994 – Started all 16 regular season games and both playoff contests at left cornerback for the Packers . . . Finished with 59 tackles (48 solo), one fumble recovery, three forced fumbles and team-high totals of five interceptions and 17 passes defended . . . Ranked tied for fifth in NFC in interceptions . . . Posted the most interceptions by a Packers cornerback since Dave Brown had six pickoffs in 1989 . . . Opened season with five tackles against Minnesota (9/4) . . . Registered a season-high four passes defended and added one tackle and an interception at Philadelphia (9/18) . . . Posted season-best eight tackles and a pass defended at New England (10/2) . . . Recorded four tackles, two passes defended and an interception at Minnesota (10/20) . . . Had six tackles and a forced and recovered fumble against Detroit (11/6) . . . Registered six tackles and an interception against N.Y. Jets (11/13) . . . Posted six tackles, two passes defended and an interception at Buffalo (11/20) . . . Had third consecutive game with an interception and added four tackles and three passes defended at Dallas (11/24) . . . Recorded seven tackles and two passes defended at Detroit (12/4) . . . Started both playoff games . . . Finished with four tackles (all solo) and three passes defended.

1993 – Started all 16 regular season games and both playoff contests . . . Finished with 53 tackles (51 solo), two interceptions and a team-leading 18 passes defended . . . Added 11 punt returns for 76 yards for a 6.9 average per return . . . Had a 39-yard punt return in season-opener against L.A. Rams (9/5) . . . Recorded four tackles and two passes defended against Denver (10/10) . . . Registered two tackles and an interception at Tampa Bay (10/24) . . . Contributed seven tackles at Kansas City (11/8) . . . Made season-high nine tackles and game-sealing interception at San Diego (12/12), when he picked off a Stan Humphries pass late in the game to preserve 20-13 win . . . Started both playoff games . . . Recorded seven tackles (six solo) and two interceptions . . . Had interception in playoff contests against Detroit (1/8/94) and at Dallas (1/15/94).

1992 – Played in 14 games with 12 starts as a rookie . . . Received Packers' Rookie of the Year trophy at Victor Sports Awards XXVII . . . Finished with 32 tackles (30 solo), three interceptions, one fumble recovery and 16 passes defended . . . Added 21 punt returns for 211 yards for a 10.0 avg. with a long of 58t and one touchdown . . . Missed all of training camp and season opener as an unsigned rookie . . . Signed with the Packers on September 11 . . . Granted two-week roster exemption and missed contest against Tampa Bay (9/13) . . . Appeared as a reserve defensive back and punt returner in the next two games . . . Started the last 12 games at left cornerback . . . Made a major impact in his NFL debut against Cincinnati (9/20) by returning a punt for a 58-yard touchdown . . . Became the first Packer to return a punt for a touchdown since 1988 (Ron Pitts at Phoenix on Dec. 18) . . . Had a 48-yard punt return at Detroit (11/1) . . . Made first interception of pro career and added four passes defended against Detroit (12/6) . . . Intercepted two passes and returned one for a 33-yard touchdown against L.A. Rams (12/20) . . . First-round draft choice (fifth overall) of Green Bay in 1992.

COLLEGE

Two-year starter and three-year letterman at Florida State . . . Left as school's all-time leader in interceptions (21) and interception return yards (501) . . . Career interception yardage total of 501 is an NCAA record . . . Tied school records for touchdowns off interception returns (four) and punt returns (three) . . . Named first-team All-America and won Jim Thorpe Award, given annually to nation's top defensive back, as senior . . . Led nation with 12 interceptions for 238 yards and two touchdowns . . . Named second-team All-America by Associated Press, The Sporting News and The Football News as a junior . . . Had six interceptions with two returned for touchdowns . . . Played two years of varsity baseball and was a sprinter on the outdoor track team for one year . . . Majored in theater with a minor in political science.

PERSONAL

Married to Denise, couple resides in Planation, Fla. . . Has daughters Sherrell (12/16/94) and Brianna (3/1/98) . . . Rated as nation's top defensive back as a senior at Pascagoula (Miss.) High School . . . Was the only player to earn first-team all-state honors as both junior and senior . . . Set school record with 30 career interceptions, returning seven of them for touchdowns . . . Also averaged 30 yards per punt return with seven TDs . . . Won nine letters overall, including three each in football, baseball and track . . . Played for Mobile (Ala.) Sharks

of Texas-Louisiana Professional Baseball League prior to reporting to Packers' training camp in July, 1994 . . . Distant cousin of former Chicago Bears running back Walter Payton . . . Has worked on behalf of national "Feed the Children" campaign . . . Hobbies include baseball and shooting basketballs . . . Is an avid golfer . . . Participated in several Celebrity Pro Tournament golf events this past offseason . . . Lists "Independence Day" as favorite movie and "The Jamie Foxx Show" as favorite television show . . . Nickname is T-Buck . . . Along with other Dolphins defensive backs, was part of the "No Pass Zone" program in 1997 and '98 in which each member donated three tickets for every home game to the Boys and Girls Clubs of Broward County . . . Has participated in events benefiting the Make-A-Wish Foundation and the Cystic Fibrosis Foundation . . . Assisted in building a house in Little Haiti for Habitat for Humanity during the 1999 offseason . . . Full name is Douglas Terrell Buckley, born June 7, 1971, in Pascagoula, Miss.

NFL REGULAR SEASON STATISTICS										
YEAR	TEAM	G-S	TACK.	ASST.	TOTAL	FUM. REC.	INT.	YDS.	LG	TD
1992	Green Bay	14-12	30	2	32	1	3	33	33	1
1993	Green Bay	16-16	51	2	53	0	2	31	31	0
1994	Green Bay	16-16	48	11	59	1	5	38	26	0
1995	Miami	16-4	26	1	27	0	1	0	0	0
1996	Miami	16-16	48	6	54	1	6	164	91	1
1997	Miami	16-16	85	8	93	1	4	26	12	0
1998	Miami	16-16	45	9	54	1	8	157	61	1
7-YEAR TOTALS		110-96	333	39	372	5	29	449	91	3
MIAMI TOTALS		64-52	204	24	228	3	19	347	91	2

NFL PLAYOFF STATISTICS										
YEAR	TEAM	G-S	TACK.	ASST.	TOTAL	FUM. REC.	INT.	YDS.	LG	TD
1993	Green Bay	2-2	6	1	7	0	2	0	0	0
1994	Green Bay	2-2	4	0	4	0	0	0	0	0
1995	Miami	1-1	8	1	9	0	0	0	0	0
1997	Miami	1-1	4	0	4	0	0	0	0	0
1998	Miami	2-2	3	0	3	1	0	0	0	0
PLAYOFF TOTALS		8-6	25	2	27	1	2	0	0	0
MIAMI TOTALS		4-4	15	1	16	1	0	0	0	0

ADDITIONAL STATS

Fumble Returned for Touchdown: (Miami) 22 yards vs. Chicago (10/27/97)

Punt Returns: (Green Bay) 21 for 211 yards, 5 FC, 10.0 avg., long 58, 1 TD in 1992; 11 for 76 yards, 5 FC, 6.9 avg., long 39 in 1993, (Miami) 3 for 24 yards, 1 FC, 8.0 avg., long 13 in 1996, 4 for 58 yards, 0 FC, 14.5 avg., long 26 in 1997, 29 for 354 yards, 3 FC, 12.2 avg., long 35 in 1998 for total of 68 for 723 yards, 14 FC, 10.6 avg., long 58, 1 TD (P-1 for 11 yards)

Kickoff Returns: (Miami) 1 for 16 yards in 1995, 1 for 48 yards in 1996 for total of 2 for 64, 32.0 avg., long 48


Forced Fumbles: (Green Bay) 3 in 1994, (Miami) 2 in 1996, 1 in 1997, 2 in 1998 for total of 8 (P-1)

Passes Defensed: (Green Bay) 16 in 1992, 18 in 1993, 17 in 1994, (Miami) 7 in 1995, 17 in 1996, 11 in 1997, 20 in 1998 for total of 106 (P-7)

Special Teams Tackles: (Green Bay) 2 in 1993, (Miami) 1 in 1995 for total of 3

SINGLE-GAME HIGHS

Most Interceptions: 2 vs. L.A. Rams, 12/20/92
 2 at Arizona, 9/8/96
 2 vs. Detroit, 12/7/97
 2 at Indianapolis, 9/6/98



SAMMIE BURROUGHS

6-0 • 230

Linebacker

Born: 6/21/73

College: Portland State '96

Acquired: FA, 1999 • Signed Through: 1999

NFL: Fourth Season • Dolphins: First Season

#58

PRO CAREER

1998 – Signed a one-year contract with the Dolphins as a free agent on March 26, 1999 ... Spent the entire '98 season on Indianapolis' Injured Reserve list with a shoulder injury after being placed there on August 24.

1997 – Appeared in all 16 games with one start ... Finished the year with 35 total tackles, a sack and four passes defended ... Added six stops on special teams ... Only start of the season came vs. N.Y. Jets (10/5), and answered with eight tackles and a pass defended ... Had six tackles and a pass defended at San Diego (10/26) ... Recorded the lone sack of his career, vs. Cincinnati (11/9), when he dropped Bengals QB Jeff Blake for a five-yard loss.

1996 – Played in all 16 regular season games, including one start ... Posted 75 tackles, a forced fumble and a pass defended ... Also was credited with one special teams tackle ... Tackle total ranked sixth on the team ... Had five or more tackles in a game eight times ... First NFL start came at rightside linebacker in game at N.Y. Jets (9/8) ... Responded with 11 tackles ... Led team with 12 tackles, in addition to posting a forced fumble and a pass defended, at Dallas (9/15) ... Saw action in a reserve role in First-Round Playoff game at Pittsburgh (12/29), and was credited with one special teams tackle ... Signed as an undrafted free agent on April 26, 1996.

COLLEGE

Was a two-year starter at Portland State after transferring from Mt. San Antonio (Calif.) Junior College, where he played two years ... Opened 23 games in his career at Portland State and amassed 131 tackles, 11.5 stops for loss, 11 sacks, two interceptions, one forced fumble and one fumble recovery during that time ... Started all 13 contests as a senior in 1995 and recorded 60 tackles, nine stops for loss, seven sacks and a pair of interceptions ... Majored in administration of justice.

PERSONAL

Single, resides in Aberdeen, Miss ... Attended Aberdeen (Miss.) High School ... Full name is Sammie Lee Burroughs, born June 21, 1973 in Aberdeen, Miss.

NFL REGULAR SEASON STATISTICS


YEAR	TEAM	G-S	TACK.	ASST.	TOTAL	FUM. REC.	FOR. FUM.	QB SACK	YDS LOST
1996	Indianapolis	16-1	39	36	75	0	1	0	0.0
1997	Indianapolis	16-1	18	17	35	0	0	1	5.0
1998	Indianapolis	INJURED RESERVE (shoulder)							
3-YEAR TOTALS		32-2	57	53	110	0	1	1	5.0

NFL PLAYOFF STATISTICS

YEAR	TEAM	G-S	TACK.	ASST.	TOTAL	FUM. REC.	FOR. FUM.	QB SACK	YDS LOST
1996	Indianapolis	1-0	0	0	0	0	0	0	0.0

ADDITIONAL STATS

Passes Defensed: 1 in 1996, 4 in 1997 for total of 5
Special Teams Tackles: 1 in 1996, 6 in 1997 for total of 7 (P-1)



SHANE BURTON

6-6 • 305

Defensive End

Born: 1/18/74

College: Tennessee '96

Acquired: D5b, 1996 • Signed Through: 1999

NFL: Fourth Season • Dolphins: Fourth Season

#75

PRO CAREER

1998 – Played in 15 regular season games in a reserve role at both defensive end and tackle . . . Was inactive for one contest . . . Started both playoff games at left end . . . Finished the regular season with 23 total tackles, two sacks and six passes defensed, which were second-most among Dolphins defensive linemen . . . In addition, set team record by blocking three field goals on special teams unit during the course of the season . . . Recorded three tackles vs. Buffalo (9/13) . . . Had three tackles and a fumble recovery at N.Y. Jets (10/4), when he also blocked a John Hall 44-yard field goal attempt . . . Had one tackle and two passes defensed in shutout victory over St. Louis (10/18) and was awarded a defensive game ball . . . Came up with two tackles, a sack and a forced fumble vs. New England (10/25) . . . Recorded a sack at Buffalo (11/1) . . . Had three tackles at Carolina (11/15) and at New England (11/23) . . . Was inactive at Oakland (12/6) . . . Tallied one stop while also blocking a John Hall 32-yard field goal attempt vs. N.Y. Jets (12/13) . . . Had two tackles and two passes defensed vs. Denver (12/21) . . . Had arthroscopies on both his left shoulder and left knee on January 13, 1999 . . . The surgeries were performed by team physician Dr. John Uribe at HealthSouth Doctor's Hospital in Coral Gables. . .

PLAYOFFS: Started both playoff games following the 1998 season at left defensive end in place of the injured Jason Taylor (clavicle) . . . Posted six tackles, a fumble recovery and two passes defensed . . . In First-Round victory over Buffalo (1/2/99), was credited with four stops . . . Also recovered a Doug Flutie fumble at the Dolphins' three-yard line on the Bills final offensive play of the game to preserve 24-17 win . . . The fumble was caused by a Trace Armstrong sack . . . Also batted down a pass in the Bills contest . . . In his career, has appeared in three postseason contests with two starts . . . Has registered eight tackles, a fumble recovery and two passes defensed.

1997 – Appeared in all 16 games with starts in four at right defensive end in second NFL season . . . Also saw time at tackle in Dolphins' rotating line scheme . . . Surpassed totals from rookie year with 44 tackles and four sacks . . . Sack total ranked fifth on the squad, while six passes defensed tied for third on the team and was the most among linemen . . . Also recovered a fumble and forced a fumble on the year . . . Had a pair of tackles, including his first sack of the year, vs. Kansas City (10/5) . . . Recorded three tackles and a sack the following week at N.Y. Jets (10/12) . . . Moved into starting lineup at right end vs. Chicago (10/27) with injury to Jason Taylor (forearm) and kept that spot for four straight weeks (at Buffalo 11/2, vs. N.Y. Jets 11/9, vs. Buffalo 11/17) until Taylor returned . . . Tallied five stops and batted down two passes in his first game as a starter . . . Led team with a career-high nine tackles, including a sack and a forced fumble, at Buffalo (11/2) . . . Came up with two tackles, including a sack, at Oakland (11/30) . . . Had two tackles, a pass defensed and a fumble recovery vs. Detroit (12/7) . . . Saw action in reserve role in Dolphins' 17-3 First-Round Playoff loss at New England (12/28) . . . Finished with two tackles . . . Underwent surgery to repair a rotator cuff muscle tear in his right shoulder on January 5, 1998 . . . The procedure was performed by Dolphins team physician Dr. John Uribe at HealthSouth Doctor's Hospital in Coral Gables.

1996 – Played in all 16 games with eight starts as a rookie . . . Finished with 37 tackles (28 solo) and tied for third on team with three sacks . . . Also recovered a fumble and knocked down five passes, which tied for fourth on the club and were the most among linemen . . . Registered the first sack of his career, at Arizona (9/8), when he tackled quarterback Kent Graham for an eight-yard loss . . . Had a season-high eight tackles at Indianapolis (9/23) . . . Made first career start, at right end at Buffalo (10/13), and came up with three tackles . . . Started second straight game at right end at Philadelphia (10/20) and posted one tackle . . . Returned to reserve action for three consecutive contests before starting the last six games of the season at left end . . . Tallied three tackles along with the initial fumble recovery of his career, against Pittsburgh (11/25) . . . Recorded five tackles, including his first career game with two sacks, at Oakland (12/1) . . . Became just the tenth rookie in team history to record a multiple sack game and the first since Marco Coleman posted two sacks at N.Y. Jets (11/1/92) . . . Underwent arthroscopic surgery on right ankle for loose body removal on December 23, 1996 . . . The procedure was performed by Dr. John Uribe at HealthSouth Doctors' Hospital in Coral Gables . . . Second of three fifth-round draft picks (150th overall) by Miami in 1996.

COLLEGE

Four-year letterman and two-year starter at Tennessee . . . Started at left defensive tackle as a senior . . . Finished with 46 tackles (29 solos), 6.5 sacks, one stop for loss, 17 quarterback pressures, one fumble recovery, one interception, five passes defended and scored a touchdown on a blocked punt return . . . Blocked a punt that he recovered and advanced 29 yards for a touchdown against Mississippi State . . . Played in 11 games with nine starts as a junior . . . Finished with 47 tackles (28 solos), four sacks and five stops for losses . . . Also recovered a fumble and deflected four passes . . . Played in every game as a reserve left defensive end as a sophomore . . . Also was used as a tight end in short yardage situations . . . Finished with 15 tackles (seven solos), one sack and two stops for losses . . . Led team with eight pass breakups . . . Played in every game as a freshman at tight end . . . Did not catch any passes . . . Shifted to defensive end in spring drills after the season . . . Majored in economics.

PERSONAL

Married to Cristy, couple resides in Davie, Fla., with daughter Madison Brooke (1/17/99) . . . Attended Bandys High School in Catawba, N.C. . . Earned All-America honors as a defensive lineman, adding Mid-Atlantic Defensive Player of the Year honors as a tight end and defensive end as a senior . . . Also played basketball and track . . . Has participated in events benefiting the Cystic Fibrosis Foundation . . . Enjoys playing golf, basketball, pool and video games . . . Lists "Braveheart" as favorite movie, "Coach" as favorite television show, "To Kill a Mockingbird" as favorite book and Blackhawk as favorite musical group . . . Full name is Franklin Shane Burton, born January 18, 1974, in Logan, W.V.

NFL REGULAR SEASON STATISTICS


YEAR	TEAM	G-S	TACK.	ASST.	TOTAL	FUM. REC.	FOR. FUM.	QB SACK	YDS LOST
1996	Miami	16-8	28	9	37	1	0	3	13.0
1997	Miami	16-4	26	18	44	1	1	4	26.0
1998	Miami	15-0	15	8	23	1	1	2	15.0
3-YEAR TOTALS		47-12	69	35	104	3	2	9	54.0

NFL PLAYOFF STATISTICS

YEAR	TEAM	G-S	TACK.	ASST.	TOTAL	FUM. REC.	FOR. FUM.	QB SACK	YDS LOST
1997	Miami	1-0	0	2	2	0	0	0	0.0
1998	Miami	2-2	4	2	6	1	0	0	0.0
PLAYOFF TOTALS		3-2	4	4	8	1	0	0	0.0

ADDITIONAL STATS

Passes Defensed: 5 in 1996, 6 in 1997, 6 in 1998 for total of 17 (P-2)
Blocked Kicks: 3 field goals in 1998



MARK DIXON

6-4 • 300

Guard

Born: 11/26/70

College: Virginia '94

Acquired: FA, 1998 • Signed Through: 1999

NFL: Second Season • Dolphins: Second Season

#63

PRO CAREER

1998 – Turned out to be perhaps the most pleasant surprise for the Dolphins in 1998 after signing as a free agent on January 22, 1998 . . . Earned a starting spot at left guard during the preseason and kept it into the regular season . . . Started each of the first eight games of the season at left guard and did not miss an offensive snap over that time . . . Was awarded offensive game balls for his performances vs. Pittsburgh (9/20) and vs. St. Louis (10/18) . . . Saw action in a reserve role vs. Indianapolis (11/8) due to a neck injury . . . Opened each of the next two games (at Carolina 11/15 and at New England 11/23) at left guard . . . Aggravated his neck injury at New England (11/23) when he sustained a cervical spine disc herniation . . . Was placed on Injured Reserve on November 25 . . . Underwent surgery on December 7 to correct the disc problem . . . The surgery was performed by Dr. Frank Eismont at the University of Miami Jackson Memorial Hospital.

1994-97 – Played the first three years of his professional career (1995-97) in the Canadian League . . . Was with the Baltimore Stallions in 1995 and the Montreal Alouettes, 1996-97 . . . Started all 18 regular season games and both playoff contests at left tackle in 1997 . . . Opened seven games at right guard in 1996 when injuries limited his playing time . . . Started each of the final five regular season matchups and every postseason game at right guard in 1995 as the Stallions went on to capture the Grey Cup championship . . . Played with Frankfurt of the World League in 1995 . . . Attended NFL training camps with Philadelphia in 1994 and Atlanta in 1995 . . . Was released prior to the regular season both times.

COLLEGE

Started 28 games in his four-year career (1990-93) for the Cavaliers, including all but one contest over his final two seasons . . . Served as team captain his senior year when he started ten games at left guard and was a consensus All-Atlantic Coast Conference and All-America selection . . . Played in the Senior Bowl . . . Majored in sociology.

PERSONAL

Married to Courtney, couple resides in Davie, Fla . . . Attended Ragsdale High School in Jamestown, N.C . . . Lettered in football, basketball and baseball . . . Full name is Mark Keller Dixon, born November 26, 1970, in Charlottesville, Va.

NFL REGULAR SEASON STATISTICS

GAMES/STARTS: 1998: 11/10


NFL PLAYOFF STATISTICS

GAMES/STARTS: 1998: Injured Reserve

ADDITIONAL STATS

Miscellaneous Tackles: 1 in 1998

Miscellaneous Fumbles Recovered: 2 in 1998



KEVIN DONNALLEY

6-5 • 310

Guard

Born: 6/10/68

College: North Carolina '91

Acquired: UFA (Tenn.), 1998 • Signed Through: 2001

NFL: Ninth Season • Dolphins: Second Season

#65

PRO CAREER

1998 – Solidified the Dolphins' offensive line after signing as an unrestricted free agent from Tennessee on February 17, 1998 . . . Started at right guard in 14 regular season games and both playoff contests . . . Started each of the first 12 games of the season at right guard, extending his consecutive games started streak to 60 . . . Participated in every offensive snap over the first ten games of the year and 11 of the first 12 . . . Sat out some snaps at New England (11/23) due to an impaction injury to the patellar femoral joint of his right knee . . . Missed contest at Oakland (12/6) after undergoing arthroscopic surgery on his right knee on November 30 . . . The surgery involved the debridement of the patellar femoral joint and the removal of loose bodies . . . It was performed by team physician Dr. John Uribe at HealthSouth Doctor's Hospital in Coral Gables . . . Prior to the Raiders contest, the last time he missed a game was in the 1994 season finale, on December 24 against the N.Y. Jets at the Astrodome as a member of the Oilers . . . Returned to starting lineup for game vs. N.Y. Jets (12/13) . . . Dressed but did not play in season finale at Atlanta (12/27) . . . Was awarded offensive game balls for his performances vs. Buffalo (9/13), vs. St. Louis (10/18) and vs. New Orleans (11/29).

PLAYOFFS: Opened both playoff games following the 1998 season at right guard . . . Overall in his career, has appeared in six postseason contests with a pair of starts.

1997 – Started all 16 games and did not miss an offensive down for Tennessee in 1997, the third consecutive season he accomplished both feats . . . Part of a line that led a running game which averaged 150.9 yards per game to rank second in AFC and third in NFL . . . Group also yielded just 32 sacks, tied for the fifth-fewest in NFL.

1996 – Started all 16 games at right guard for the second consecutive season . . . Did not miss an offensive snap all season . . . Key part of unit that helped Oilers average 4.6 yards rushing on first down and allow only 34 sacks.

1995 – Started all 16 games at right guard and did not miss an offensive snap . . . Recovered a fumble . . . Anchored offensive line at Kansas City (11/19) that did not allow a sack to a Chiefs defense that came into game averaging 3.3 sacks per game . . . Helped offense amass 448 net yards (168 rush, 280 pass) against Denver (11/26).

1994 – Played in 13 games with 11 starts at right guard . . . Signed a multi-year contract with Oilers on April 11 after team matched offer sheet from L.A. Rams on April 11 . . . Started the first six games of the season . . . Did not start contests at Philadelphia (10/24) and L.A. Raiders (10/30) due to thumb injury . . . Returned to starting role against Pittsburgh (11/6) . . . Suffered knee sprain in third quarter against Arizona (12/4) . . . Missed the final three games of the season.

1993 – Played in all 16 regular-season games with six starts . . . Also saw reserve action in one playoff game . . . Made five starts at left tackle, one at right tackle and also saw action at guard . . . Started at left tackle in season opener, at New Orleans (9/5) . . . Suffered dislocated thumb in second half at Buffalo (10/11) . . . Made first career start at right tackle, at New England (10/17) . . . Saw significant action at right guard in season finale against N.Y. Jets (1/4/94) . . . Played in a reserve role in playoff loss to Kansas City (1/16/94).

1992 – Played in all 16 regular season games with two starts . . . Also saw reserve action in one playoff game . . . Named as team's most improved player . . . Made first start of NFL

career (at left tackle) at Detroit on Thanksgiving (11/26) . . . Also started Monday night game against Chicago (12/2) . . . Saw action at both right and left tackle at Cleveland (12/2) . . . Played in a reserve role in playoff loss at Buffalo (1/3/93).

1991 – Saw action in all 16 games and both playoff contests as a rookie . . . Played exclusively on special teams . . . Saw special teams action in both of Oilers' playoff games . . . Third-round draft choice (79th overall) of Houston in 1991, with a choice obtained from Miami in exchange for linebacker John Grimsley on April 1, 1991.

COLLEGE

Two-year starter for the Tar Heels . . . Began college career at Davidson before transferring to North Carolina prior to 1989 junior season . . . Earned All-Atlantic Coast Conference accolades at left tackle as a senior . . . Also named as an Academic All-American and played in Japan Bowl . . . Named second-team All-ACC as a junior . . . Did not play in 1988 under NCAA transfer rules, but did see action at both right and left tackle on Tar Heels' scout team . . . Saw action at both guard and tackle as a sophomore at Davidson . . . Saw reserve action as a freshman . . . Upon graduation from high school, weighed only 220 pounds and consumed 6,000 calories per day during freshman year at Davidson to gain weight . . . Holds B.A. in economics.

PERSONAL

Married to Erica (5/2/92), couple resides in Weston, Fla., with daughter Kayla Christine (2/22/96) and son Thomas Ryan (2/19/98) . . . Recipient of two graduate scholarships, one from NCAA and one from National Football Foundation . . . Brothers, Brian and Rick, also played at North Carolina, with Rick earning All-America honors and playing in NFL from 1981-86 (Steelers, Redskins and Chiefs) . . . Attended Athens High School in Raleigh, N.C . . . Lettered in football, track and basketball . . . Played both guard and defensive end . . . Full name is Kevin Thomas Donnalley, born June 10, 1968, in St. Louis, Missouri.

NFL REGULAR SEASON STATISTICS


GAMES/STARTS: (Houston) 1991: 16/0, 1992: 16/2, 1993: 16/6, 1994: 13/11, 1995: 16/16, 1996: 16/16, (Tennessee) 1997: 16/16, (Miami) 1998: 14/14 8-YEAR TOTALS: 123/81

NFL PLAYOFF STATISTICS

GAMES/STARTS: 1991: 2/0, 1992: 1/0, 1993: 1/0, (Miami) 1998: 2/2 PLAYOFF TOTALS: 6/2

ADDITIONAL STATS

Miscellaneous Tackles: 2 in 1993, 1 in 1995, (Miami) 1 in 1998 for total of 4
Fumbles Recovered: 1 in 1995



TODD DOXZON

6-0 • 190

Wide Receiver

Born: 3/28/75

College: Iowa State '97

Acquired: FA, 1998 • Signed Through: 1999

NFL: Second Season • Dolphins: Second Season

#17

PRO CAREER

1998 – Was allocated to Amsterdam of the NFL Europe League in the Spring of 1999 . . . In four games caught eight passes for 145 yards and a touchdown, and returned three kickoffs

for a 19.0-yard average . . . Underwent surgery on June 30, 1999, for stabilization to correct an on-going instability in his left foot . . . The surgery was performed by Dr. Larry Lemak at HealthSouth Alabama Sports Medical Center in Birmingham . . . Doxzon sustained the injury in the fourth week of the NFL Europe season, in a May 8 game against Berlin . . . He was placed on Injured Reserve on May 10 . . . His attempted return in the eighth week of the season was unsuccessful . . . Played in nine games with the Dolphins in 1998, all in a reserve role . . . Dressed but did not play in two other contests . . . Was officially listed on the club's roster as a quarterback . . . Saw action at quarterback for one snap in three different games, all in short-yardage situations . . . Rushed for six yards on two carries . . . Also contributed three tackles on special teams . . . Made his Dolphins and NFL debut, in a reserve role vs. St. Louis (10/18) . . . In that Rams game, he had one special teams tackle and a forced fumble on special teams . . . Converted a third-and-two situation with a three-yard run vs. Indianapolis (11/8) . . . Also ran for a three-yard gain on a third-and-one vs. New Orleans (11/29) . . . Went to camp with New England and was waived by the Patriots August 19 . . . Was signed to Miami's practice squad on October 7 prior to being signed to the 53-man roster on October 14 . . .

PLAYOFFS: Dressed but did not play in First-Round Playoff game vs. Buffalo (1/2/99) . . . Saw action in a reserve role in Divisional contest at Denver (1/9/99) . . . Did not post any stats.

1997 – Attended the training camp of the New York Jets as a rookie free agent in 1997 . . . Was waived by the Jets on August 18, 1997 . . . Played with Amsterdam of NFL Europe in the spring of 1997, and in four games caught eight passes for 135 yards and two touchdowns.

COLLEGE

In four seasons as a quarterback at Iowa State (1993-96), completed 244 of 443 passes for 3,158 yards with 21 touchdowns and 17 interceptions . . . Also rushed for 1,045 yards and 14 touchdowns on 364 attempts, placing him third on the school's all-time rushing list among quarterbacks . . . Majored in marketing.

PERSONAL


Single, resides in Davie, Fla . . . Attended Millard North High School in Omaha, Nebraska . . . Was the first Omaha metro quarterback to rush for more than 1,000 yards . . . Earned all-state, all-conference and all-division honors . . . Also lettered in basketball and baseball, and received all-state accolades as a second baseman . . . Speaks fluent Spanish after studying it in college . . . Born March 28, 1975, in Sioux City, Iowa.

NFL REGULAR SEASON STATISTICS											
		RECEIVING						RUSHING			
YEAR	TEAM	G-S	NO.	YDS.	AVG.	LG	TD	ATT.	YDS.	LG	TD
1998	Miami	9-0	0	0	0.0	0	0	2	6	3	0

NFL PLAYOFF STATISTICS											
		RECEIVING						RUSHING			
YEAR	TEAM	G-S	ATT.	YDS.	AVG.	LG	TD	NO.	YDS.	LG	TD
1998	Miami	1-0	0	0	0.0	0	0	0	0	0	0


ADDITIONAL STATS

Special Teams Tackles: 3 in 1998



DOLPHIN FACT

Since 1970, the Dolphins own a 4-0 record in regular-season home games against that year's eventual Super Bowl champion. Miami has defeated the 1970 Baltimore Colts (34-17), the 1985 Chicago Bears (38-24), the 1987 Washington Redskins (23-21), and the 1998 Denver Broncos (31-21).



TROY DRAYTON

6-3 • 265

Tight End

Born: 6/29/70

College: Penn State '93

Acquired: T-(StL), 1996 • Signed Through: 2000

NFL: Seventh Season • Dolphins: Fourth Season

#84

PRO CAREER

1998 – Underwent arthroscopic surgery on his right knee on March 25, 1998 . . . The surgery involved the removal of a piece of torn cartilage and the debridement of quadriceps tendon bursitis . . . The procedure was performed by team physician Dr. John Uribe at HealthSouth Doctor's Hospital in Coral Gables . . . Started all 15 games in which he played in 1998, was inactive for one . . . Finished with 30 receptions for 334 yards and three touchdowns . . . His reception and yardage totals, as well as his three receiving scores, all ranked fourth on the club . . . Scored first touchdown of the season at N.Y. Jets (10/4), a two-yard reception that was his only catch of the game . . . Turned in his most productive performance of the season in a Monday night game at Jacksonville (10/12) when he hauled in six passes for 30 yards and two touchdowns . . . Touchdown catches went for two and 15 yards . . . Six catches tied for the third-highest total of his career, and were his most as a Dolphin, surpassing his previous best of five that he attained twice previously, most recently at the N.Y. Jets on December 22, 1996 . . . Caught four passes for 51 yards in a Monday night contest at New England (11/23) . . . Was inactive at Oakland (12/6) with a broken bone in his right hand . . . Grabbed three passes for a season-high 64 yards, including a season-long 35-yard reception, in a Monday night contest vs. Denver (12/21) . . . Caught four passes for 60 yards with a long of 20 in season-finale at Atlanta (12/27) . . .

PLAYOFFS: Started First-Round Playoff game vs. Buffalo (1/2/99) . . . Caught three passes for 20 yards with a long of 10 . . . Was inactive for Divisional contest at Denver (1/9/99) with a right ankle injury . . . Has started both playoff games in which he has played during his career . . . Has caught four passes for 28 yards with a long of 10.

1997 – Emerged as an integral part of the Dolphins' passing attack in his first full season with the club . . . Started 15 of the 16 games in which he played . . . Finished with 39 receptions for 558 yards and four touchdowns . . . Reception and yardage totals both were second on the club . . . Four receiving scores led the team and were second overall . . . Reception figure was the second-highest of his career, while his yardage total ranked as a career-best . . . Had six receptions for 25 yards or longer, tied with O.J. McDuffie for the most on the team . . . Only game he did not start was at Tampa Bay (9/21) when Dolphins opened with three wide receivers . . . Came off bench in that game and caught three passes for 45 yards . . . Hauled in four passes for 80 yards vs. Kansas City (10/5), marking his highest yardage total as a Dolphin, and second-most overall in his NFL career . . . Matched a season-high for receptions the following week at N.Y. Jets (10/12) with four for 66 yards . . . First touchdown as a Dolphin came vs. Chicago (10/27) when he hauled in a two-yard pass from Dan Marino . . . Grabbed two passes for a team-high 50 yards, including a long of 27 yards, at Buffalo (11/2) . . . Led Dolphins in receptions and receiving yardage vs. Buffalo (11/17) with four for 62 yards . . . Also caught a 30-yard touchdown pass from Dan Marino, the longest touchdown catch of his career . . . Against Detroit (12/7), had four catches for 62 yards, including touchdown receptions of 27 and 23 yards . . . Marked the second time in his NFL career and his first with the Dolphins that he had caught two touchdown passes in a game . . . Started in Dolphins' First-Round Playoff game at New England (12/28) and caught one pass for eight yards . . .

AMONG DOLPHIN TIGHT ENDS: Posted one of the top seasons for a tight end in Dolphins history in 1997 . . . His 39 receptions tied for the sixth-highest single season total for a Dolphins tight end:

HIGHEST SINGLE-SEASON RECEPTION TOTALS BY A DOLPHINS TIGHT END

PLAYER	YEAR	CATCHES	PLAYER	YEAR	CATCHES
1. Keith Jackson	1994	59	6. Bruce Hardy	1985	39
2. Bruce Hardy	1986	54	Keith Jackson	1993	39
3. Keith Jackson	1992	48	TROY DRAYTON	1997	39
4. Eric Green	1995	43	9. Doug Moreau	1967	34
5. Larry Seiple	1969	41	Dan Johnson	1984	34

His average of 14.3 yards per reception is the fourth-best single-season average in Dolphins history among tight ends with 20 or more receptions, trailing only the 17.4 average of Ferrell Edmunds (33 for 575 yards) in 1988, 15.7 average of Keith Jackson (39 for 613) in 1993, and 14.4 average of Edmunds (31 for 446) in 1990 . . . His yardage total of 558 was the most by a Dolphins tight end since 1994, when Keith Jackson accounted for 673 receiving yards . . . Overall, it was the sixth-most ever by a tight end in club history:

HIGHEST SINGLE-SEASON RECEPTION YARDAGE TOTALS BY A DOLPHINS TIGHT END

PLAYER	YEAR	YARDS	PLAYER	YEAR	YARDS
1. Keith Jackson	1994	673	6. TROY DRAYTON	1997	558
2. Keith Jackson	1993	613	7. Eric Green	1995	499
3. Keith Jackson	1992	594	8. Ferrell Edmunds	1990	446
4. Larry Seiple	1969	577	9. Bruce Hardy	1986	430
5. Ferrell Edmunds	1988	575	10. Dan Johnson	1984	426

1996 – Started a total of 13 games for St. Louis and Miami . . . Acquired by the Dolphins in trade with the Rams on October 1 in exchange for tackle Billy Milner . . . Finished the season with combined totals of 28 receptions for 320 yards . . . Started three games for the Rams . . . Caught two passes for 11 yards . . . Missed contest against Cincinnati (9/1) on inactive list with bursa sac injury to right knee which snapped a streak of 48 consecutive games played and 32 straight starts . . . Returned to starting role at San Francisco (9/8) and caught one pass for six yards . . . Did not have a reception at Arizona (9/29) to snap a streak of 26 games with at least one reception . . . Started ten games for the Dolphins . . . Was on the inactive list against Seattle (10/6) . . . Made first start with the Dolphins at Buffalo (10/13) and caught three passes for 27 yards . . . Missed contest against Dallas (10/27) while on the inactive list due to a knee injury . . . Caught two passes for 63 yards with a career-long 51-yard catch at Houston (11/17) . . . His 51-yard reception against the Oilers came late in fourth quarter with the score tied at 20-20 and set up game-winning field goal . . . Had three receptions for 47 yards with a long of 38 yards against Pittsburgh (11/25) . . . Tied for team lead with five catches for 47 yards against Buffalo (12/16) . . . Closed regular season with five catches for 56 yards at N.Y. Jets (12/22).

1995 – Started all 16 games for the St. Louis Rams . . . Finished with a career-high 47 catches for 458 yards and four touchdowns . . . Finished second on the team in receptions and touchdowns . . . Became the only Rams offensive player to start all 16 games from 1994-95 . . . Led Rams in receptions twice . . . Had four catches for 80 yards against New Orleans (9/10) . . . Caught a career-high eight passes for 106 yards against Chicago (9/24) . . . Matched career-high with eight receptions for 38 yards and a touchdown against Atlanta (11/19) . . . Recorded 100th career reception with a 28-yard touchdown catch against N.Y. Jets (12/3).

1994 – Started all 16 games . . . Was one of four offensive players to start every game for the Rams . . . Caught 32 passes for 276 yards and a career-best six touchdowns . . . Finished second on the team in scoring behind kicker Tony Zendejas . . . Made USA Today's All-Joe Team, recognizing top players at each position not voted to Pro Bowl . . . Named first alternate to Pro Bowl behind San Francisco's Brent Jones and Dallas' Jay Novacek . . . Tied for team-lead with four receptions for 20 yards and two touchdowns against Green Bay (10/9) . . . Game against Packers marked the first multi-touchdown game of career . . . Scored game-winning touchdown in 17-10 win over N.Y. Giants (10/16) . . . Had season-high six catches for 36 yards against L.A. Raiders (11/13).

1993 – Played in all 16 games with two starts as a rookie . . . Caught 27 passes for 319 yards and four touchdowns . . . Tied Flipper Anderson for team-lead with four touchdown

receptions ... Opened the season with two catches for 45 yards at Green Bay (9/5) ... Caught three passes for 48 yards and scored first career touchdown on a 22-yard tight end screen against Pittsburgh (9/12) ... Made first career start against Detroit (10/24) ... Caught one pass for a 25-yard touchdown against Washington (11/21) ... Had three receptions for 49 yards against Cleveland (12/26) ... Registered season-high five receptions for 49 yards against Chicago (1/2/94) ... Second-round draft choice (39th overall) of L.A. Rams in 1993.

COLLEGE

Four-year letterman and two-year starter at Penn State ... Finished career with 48 catches for 692 yards (14.4 avg.) and three touchdowns ... Set school record for tight ends with 36 receptions for 488 yards (13.6 avg.) and one touchdown as a senior ... Switched from wide receiver to tight end before junior campaign and posted 12 receptions for 204 yards and two touchdowns ... Served as backup wide receiver in his sophomore season ... Joined team as a freshman walk-on ... Majored in labor industrial relations.

PERSONAL

Single, resides in Plantation, Fla ... Owns a pair of rotweilers named "Bear" and "TD" ... Attended Steelton (Pa.) High School ... Led midstate region with 51 receptions as a senior ... Very active in community ... One of three Dolphins nominees for the Dolphins' Man of the Year award for community service in 1998 ... Has participated in events benefiting the Cystic Fibrosis Foundation, the Make-A-Wish Foundation and Best Buddies of South Florida ... Spearheaded charity effort by Rams players during the 1995 holiday season to donate and hand deliver turkey dinners to more than 800 needy families in St. Louis area ... Assisted in building a house in Little Haiti for Habitat for Humanity during the 1999 offseason ... Always sleeps in same T-shirt before games and wears #18 necklace, because he has never been injured in it ... Full name is Troy Anthony Drayton, born June 29, 1970, in Harrisburg, Pa.

NFL REGULAR SEASON STATISTICS												
YEAR	TEAM	G-S	RECEIVING					RUSHING				
			NO.	YDS.	AVG.	LG	TD	ATT.	YDS.	LG	TD	
1993	L.A. Rams	16-2	27	319	11.8	27	4	1	7	7	0	
1994	L.A. Rams	16-18	32	276	8.6	22	6	1	4	4	0	
1995	St. Louis	16-16	47	458	9.7	31	4	0	0	0	0	
1996	St. Louis	3-3	2	11	5.5	6	0	0	0	0	0	
	Miami	10-10	26	320	12.3	51	0	0	0	0	0	
1997	Miami	16-15	39	558	14.3	30	4	0	0	0	0	
1998	Miami	15-15	30	334	11.1	35	3	0	0	0	0	
6-YEAR TOTALS		92-77	203	2276	11.2	51	21	2	11	7	0	
MIAMI TOTALS		41-40	95	1212	12.8	51	7	0	0	0	0	

NFL PLAYOFF STATISTICS												
YEAR	TEAM	G-S	RECEIVING					RUSHING				
			NO.	YDS.	AVG.	LG	TD	NO.	YDS.	LG	TD	
1997	Miami	1-1	1	8	8.0	8	0	0	0	0	0	
1998	Miami	1-1	3	20	6.7	10	0	0	0	0	0	
PLAYOFF TOTALS		2-2	4	28	7.0	10	0	0	0	0	0	

ADDITIONAL STATS

Kickoff Returns: 1 for -15 yards in 1993

Miscellaneous Tackles: 1 in 1998

SINGLE-GAME HIGHS

Most Receptions:

- 8 vs. Chicago, 9/24/95
- 8 at Atlanta, 11/19/95
- 6 vs. L.A. Raiders, 11/13/94
- 6 at Jacksonville, 10/12/98
- 5 vs. Chicago, 1/2/94
- 5 vs. Buffalo, 12/16/96
- 5 at N.Y. Jets, 12/22/96


Most Receiving Yards: 106 vs. Chicago, 9/24/95
 80 vs. New Orleans, 9/10/95
 80 vs. Kansas City, 10/5/97
 66 at N.Y. Jets, 10/12/97
 64 vs. Denver, 12/21/98
Most TD Receptions: 2 at Green Bay, 10/9/94
 2 vs. Detroit, 12/7/97
 2 at Jacksonville, 10/12/98
 1, 15 times
Longest Receptions: 51 at Houston, 12/17/96
 38 vs. Pittsburgh, 11/25/96
 35 vs. Denver, 12/21/98
 33 at Oakland, 12/1/96
 31 vs. New Orleans, 9/10/95
 30t vs. Buffalo, 11/17/97

RECEIVING BREAKDOWN

	1998						CAREER					
	G	NO	YDS	AVG	LG	TD	G	NO	YDS	AVG	LG	TD
Buffalo	2	2	13	6.5	9	0	7	18	207	11.5	30	1
Indianapolis	2	1	9	9.0	9	0	6	7	79	11.3	29	0
Miami	-	-	-	-	-	-	1	1	-6	-6.0	-6	0
New England	2	6	86	14.3	26	0	5	11	121	11.0	26	0
N.Y. Jets	2	1	2	2.0	2t	1	6	13	170	13.1	28	2
AFC East	8	10	110	11.0	26	1	25	50	571	11.4	30	3
Baltimore	-	-	-	-	-	-	1	3	33	11.0	23	0
Cincinnati	-	-	-	-	-	-	1	2	8	4.0	5	0
Cleveland	-	-	-	-	-	-	1	3	49	16.3	27	0
Jacksonville	1	6	30	5.0	15t	2	1	6	30	5.0	15t	2
Pittsburgh	1	1	9	9.0	9	0	3	7	104	14.9	38	1
Tennessee	-	-	-	-	-	-	3	3	67	22.3	51	0
AFC Central	2	7	39	5.6	15t	2	10	24	291	12.1	51	3
Denver	1	3	64	21.3	35	0	2	6	101	16.8	35	0
Kansas City	-	-	-	-	-	-	2	7	100	14.3	28	0
Oakland	-	-	-	-	-	-	3	10	91	9.1	33	0
San Diego	-	-	-	-	-	-	1	2	17	8.5	12	1
Seattle	-	-	-	-	-	-	-	-	-	-	-	-
AFC West	1	3	64	21.3	35	0	8	25	309	12.4	35	1
AFC Total	11	20	213	10.7	35	3	43	99	1171	11.8	116	7
Arizona	-	-	-	-	-	-	3	2	12	6.0	8	1
Dallas	-	-	-	-	-	-	-	-	-	-	-	-
N.Y. Giants	-	-	-	-	-	-	3	4	42	10.5	20	1
Philadelphia	-	-	-	-	-	-	2	4	29	9.7	10	0
Washington	-	-	-	-	-	-	4	6	67	11.2	25	1
NFC East	-	-	-	-	-	-	12	16	150	9.4	25	3
Chicago	-	-	-	-	-	-	4	16	192	12.0	27	3
Detroit	-	-	-	-	-	-	2	6	97	16.2	27	2
Green Bay	-	-	-	-	-	-	4	11	109	9.9	25	2
Minnesota	-	-	-	-	-	-	-	-	-	-	-	-
Tampa Bay	-	-	-	-	-	-	2	6	85	14.2	24	1
NFC Central	-	-	-	-	-	-	12	39	483	12.4	27	8
Atlanta	1	4	61	15.3	20	0	7	17	135	7.9	20	1
Carolina	1	1	7	7.0	7	0	3	6	53	8.8	16	1
New Orleans	1	2	27	13.5	27	0	7	11	156	14.2	31	0
St. Louis	1	3	26	8.7	14	0	1	3	26	8.7	14	0
San Francisco	-	-	-	-	-	-	7	12	102	8.5	19	1
NFC West	4	10	121	12.1	27	0	25	49	472	9.6	31	3
NFC Total	4	10	121	12.1	27	0	49	104	1105	10.6	31	14
Aug./Sept.	3	2	18	9.0	9	0	22	30	506	16.9	31	3
October	4	12	93	7.8	18	3	22	61	530	8.7	28	7
November	5	9	98	10.9	27	0	25	61	643	10.5	51	5
Dec./Jan.	3	7	125	17.9	35	0	23	51	597	11.7	35	6
Games 1-8	8	16	124	7.8	18	3	45	93	1049	11.3	31	10
Games 9-16	7	14	210	15.0	35	0	47	110	1227	11.2	51	11
Home	8	11	161	14.6	35	0	45	102	1235	12.1	38	11
Road	7	19	173	9.1	26	3	47	101	1041	10.3	51	10

RECEIVING BREAKDOWN

	1998						CAREER					
	G	NO	YDS	AVG	LG	TD	G	NO	YDS	AVG	LG	TD
Wins	9	13	177	13.6	35	0	39	100	1299	13.0	51	10
Losses	6	17	157	9.2	26	3	53	103	977	9.5	38	11
Ties	-	-	-	-	-	-	-	-	-	-	-	-
Grass	11	22	249	11.3	35	2	60	131	1484	11.3	38	16
Turf	4	8	85	10.6	20	1	32	72	792	11.0	51	5
1st Down	15	17	222	13.1	35	0	-	-	-	-	-	-
2nd Down	15	9	98	10.9	20	2	-	-	-	-	-	-
3rd Down	15	3	7	2.3	5	1	-	-	-	-	-	-
4th Down	15	1	7	7.0	7	0	-	-	-	-	-	-
1st Half	15	16	181	11.3	35	1	-	-	-	-	-	-
2nd Half	15	14	153	10.9	21	2	-	-	-	-	-	-
Overtime	1	0	0	0	0	0	-	-	-	-	-	-



DIXON EDWARDS

6-1 • 237

Linebacker

Born: 3/25/68

College: Michigan State '91

Acquired: FA, 1999 • Signed Through: 1999

NFL: Ninth Season • Dolphins: First Season

#56

PRO CAREER

1998 – Signed a one-year contract with the Dolphins as a free agent on June 21, 1999 . . . Was released by Minnesota on June 2 . . . His teams have qualified for the playoffs each of his eight seasons in the NFL (Dallas, 1991-95, and Minnesota, 1996-98) . . . He joins Ken Norton, Jr. (Dallas, 1991-95, and San Francisco, 1994-98) as the only active NFL players whose teams have played in the postseason each of the last eight years . . . Played in all 15 regular season games, starting 14 of them, for the Vikings in '98 . . . Finished with 56 total tackles, a fumble recovery, a forced fumble and a pass defended . . . It marked the fourth time in his career that he finished with 50 or more tackles . . . Posted a season-high eight tackles at Tampa Bay (11/1) . . . Had four tackles vs. Chicago (12/6) . . . Was inactive for season finale at Tennessee (12/26) . . . Started both playoff games following the 1998 season and totaled seven stops . . . Registered six tackles in Divisional win vs. Arizona (1/10/99).

1997 – Started all 16 regular season games and both playoff contests . . . Finished with 72 total tackles, 1.5 sacks, a fumble recovery, two forced fumbles and three passes defended . . . Tackle total ranked seventh on the squad, two forced fumbles tied for the team lead . . . Recovered a fumble in season-opener vs. Buffalo (8/31) . . . Notched a season-high nine tackles the following week vs. Chicago (9/7) . . . Had a sack and a forced fumble vs. Philadelphia (9/28) . . . Started both playoff games following the season . . . Notched five tackles and a pass defended.

1996 – Signed with Minnesota as an unrestricted free agent on February 26, 1996 . . . Started 13 of the 14 games in which he played in his first season with the Vikings . . . Posted career-high figures of 122 tackles and 3.5 sacks . . . Tackle total was second on the club, sack figure tied for fourth and was first among linebackers . . . Also came up with an interception, three passes defended and a pair of tackles on special teams . . . Turned in five ten-plus tackle games during the course of the year . . . Led or tied for the team-lead in tackles on six occasions . . . Recorded the second interception of his career in season-opener vs. Detroit (9/1), when he picked off a Scott Mitchell pass and scampered 18 yards . . . Also came up with 13 tackles and a sack in the Lions game . . . Had a career-high 16 total tackles, including a

sack, at N.Y. Giants (9/29) . . . Led club with 14 stops at Tampa Bay (10/13), when he also was credited with a sack . . . Sustained a pulled hamstring vs. Denver (11/24), and was inactive each of the next two weeks (vs. Arizona, 12/1 and at Detroit, 12/8) . . . Started the Vikings' lone playoff game following the season . . . Posted four tackles and a pass defended.

1995 – Opened all 15 games in which he played . . . Was third on the team and first among linebackers with 109 tackles, the second-highest figure of his career . . . Helped Dallas to a number three finish in the NFL in points allowed (18.2 per game) . . . Also defended a career-high five passes . . . Registered two special teams tackles during the course of the season . . . Had a season-high 11 tackles at San Diego (10/15) . . . Missed contest at Atlanta (10/29) due to a torn pectoral muscle . . . That game snapped a string of 60 straight regular season contests in which he had played (77, including playoffs), dating back to his rookie season . . . Tied a season-high with 11 stops vs. N.Y. Giants (12/17) . . . Started two of the three playoff games in which he appeared, as Dallas captured its third Super Bowl championship in four years . . . Totaled 16 tackles during the postseason, a figure which ranked fourth on the club and first among linebackers during the postseason . . . Also defended a pass and had a tackle on Dallas' special teams unit.

1994 – Started 15 of the 16 contests in which he played . . . Was third on the team with 104 total tackles as the Cowboys led the NFL in total defense (269.6 yards per game) and were third in points allowed (15.5 per game) . . . Also recorded one sack, a fumble recovery for 21 yards, two forced fumbles and three passes defended on the year . . . Added nine tackles on special teams . . . Did not start vs. Houston (9/11) as Oilers utilized run-and-shoot offense . . . Averaged nine tackles in Dallas' four December games, including a season-high 11 tackles in season finale vs. N.Y. Giants (12/24) . . . Started both playoff games following the season and tallied eight tackles and a pass defended . . . Sustained a dislocated right shoulder in NFC Championship game at San Francisco (1/15/95) . . . Underwent surgery following the season.

1993 – Opened 15 of the 16 games in which he played at strongside linebacker in his first season as a full-time starter . . . Registered 82 total tackles, 1.5 sacks, a fumble recovery, two forced fumbles and a pass defended . . . Added 12 tackles on special teams . . . Had five tackles, a forced fumble and the first sack of his NFL career, at Philadelphia (10/31) . . . Did not start vs. Atlanta (11/21) as the Cowboys opened the game in their nickel defense . . . Part of a defensive unit that finished second in the league in points allowed (14.3 per game) . . . Started all three playoff games . . . Was credited with nine tackles on defense and one on special teams during the postseason as Dallas captured its second straight Super Bowl title.

1992 – Played in all 16 games with one start . . . Recorded ten total tackles and a pass defended . . . Also had a career-high 15 special teams tackles, which tied for second on the club . . . Only start of the season came at Arizona (11/22) . . . Played in all three postseason games in a reserve capacity . . . Notched six tackles on defense and two on special teams . . . Forced a fumble on punt coverage in NFC Championship win at San Francisco (1/17/93).

1991 – Appeared in 12 games, including one start, in his rookie season with the Cowboys . . . Posted 18 total tackles, an interception for 36 yards and a touchdown, and two passes defended . . . Also had ten tackles on special teams, which tied for fourth on the club . . . In his third NFL game, vs. Cincinnati (10/13), picked off a Boomer Esiason pass and raced 36 yards for a score . . . First NFL start came vs. Arizona (11/3) . . . Missed each of the first four games of the season while on injured reserve with a hamstring injury . . . Saw action in both playoff games following the season in a reserve role . . . Did not post any stats . . . Second-round draft choice (37th overall) of Dallas in 1991 . . . Was the third linebacker taken in the 1991 draft.

COLLEGE

Was a four-year letterman at Michigan State (1987-90), during which time the Spartans posted a record of 31-14-3, earned two Big Ten titles and made four Bowl appearances . . . Registered 254 total tackles, including 18 for loss, in his collegiate career . . . Started each of his final two seasons . . . Recorded 103 total tackles in his senior season of 1990 . . . Led club with 16 tackles in an upset victory over then-No. 1 ranked Notre Dame as a senior . . . As a junior in 1989, was second on the team with a career-high 104 stops . . . Tied for first in tackles for loss with a career-best ten . . . Earned honorable mention All-America accolades following his junior season . . . Majored in building construction.

PERSONAL

Married to Secola, with twins - a son, Dixon IV, and a daughter, Taylor (8/19/91) . . . Earned all-district honors as a tight end and defensive tackle at Aiken High School in Cincinnati, Ohio . . . Father, Dixon, Jr., was a fullback at Marshall University from 1958-61 . . . Full name is Dixon Voldean Edwards III, born March 25, 1968 in Cincinnati, Ohio.

NFL REGULAR SEASON STATISTICS									
YEAR	TEAM	G-S	TACK.	ASST.	TOTAL	FUM. REC.	FOR. FUM.	QB SACK	YDS LOST
1991	Dallas	12-1	10	8	18	0	0	0	0.0
1992	Dallas	16-1	5	5	10	0	0	0	0.0
1993	Dallas	16-15	42	40	82	1	2	1 1/2	-
1994	Dallas	16-15	59	45	104	1	2	1	-
1995	Dallas	15-15	51	58	109	0	0	0	0.0
1996	Minnesota	14-13	76	46	122	0	0	3 1/2	-
1997	Minnesota	16-16	47	25	72	1	2	1 1/2	-
1998	Minnesota	15-14	32	24	56	1	1	0	0.0
8-YEAR TOTALS		120-90	322	251	573	4	7	7 1/2	-

NFL PLAYOFF STATISTICS									
YEAR	TEAM	G-S	TACK.	ASST.	TOTAL	FUM. REC.	FOR. FUM.	QB SACK	YDS LOST
1991	Dallas	2-0	0	0	0	0	0	0	0.0
1992	Dallas	3-0	5	1	6	0	0	0	0.0
1993	Dallas	3-3	7	2	9	0	0	0	0.0
1994	Dallas	2-2	2	6	8	0	0	0	0.0
1995	Dallas	3-2	11	5	16	0	0	0	0.0
1996	Minnesota	1-1	3	1	4	0	0	0	0.0
1997	Minnesota	2-2	3	2	5	0	0	0	0.0
1998	Minnesota	2-2	5	2	7	0	0	0	0.0
PLAYOFF TOTALS		18-12	36	19	55	0	0	0	0.0

ADDITIONAL STATS

Interceptions: (Dallas) 1 for 36 yards, 1 TD in 1991, (Minnesota) 1 for 18 yards in 1996 for total of 2 for 54 yards, 1 TD

Defensive Touchdowns: 1 interception return in 1991


Passes Defensed: (Dallas) 2 in 1991, 1 in 1992, 1 in 1993, 3 in 1994, 5 in 1995, (Minnesota) 3 in 1996, 3 in 1997, 1 in 1998 for total of 19 (P-4)

Special Teams Tackles: (Dallas) 10 in 1991, 15 in 1992, 12 in 1993, 9 in 1994, 2 in 1995, (Minnesota) 2 in 1996 for total of 50 (P-4)



DOLPHIN FACT

The Dolphins hold NFL records for most seasons leading the league in fewest sacks allowed (10 — 1973, 1982-90) and most consecutive seasons leading the league in the same category (1982-90). In addition, during the 1988 and 89 seasons the Dolphins also set an NFL record by not allowing a quarterback sack in 19 straight games. The streak far outdistanced the previous NFL mark of five straight games which was accomplished on many occasions. In 1988, Miami also set an NFL sack record by allowing only seven sacks in the 16-game season.



CRAIG ERICKSON

6-2 • 215

Quarterback

Born: 5/17/69

College: Miami (Fla.) '91

Acquired: FA, 1996 • Signed Through: 1999

NFL: Eighth Season • Dolphins: Fourth Season

#7

PRO CAREER

1998 – Did not see any action during the course of the season . . . Was designated as the third quarterback for each of the first seven games of the season . . . Was placed on Injured Reserve on October 28 and spent the remainder of the year there . . . Underwent surgery on November 2 to repair a partial tear in the ulnar collateral ligament in his right elbow as well as a general joint debridement and loose body removal in that elbow . . . The surgery was performed by team physician Dr. John Uribe at HealthSouth Doctor's Hospital in Coral Gables . . . Played in a reserve role in three preseason games and completed 12 of 29 passes for 93 yards with no touchdowns and two interceptions.

1997 – Underwent arthroscopic surgery to remove loose bodies in right ankle on May 19, 1997, by Dolphins team physician Dr. John Uribe at HealthSouth Doctor's Hospital in Coral Gables, Fla . . . Appeared in two games, both in relief of Dan Marino, in 1997 . . . Finished by completing 13 of 28 passes (46.4 percent) for 165 yards with no touchdowns, one interception and a rating of 50.4 . . . Also rushed four times for eight yards . . . Dressed but did not play in the other 14 contests . . . Made season debut at Buffalo (11/2) when he subbed for an injured Marino (sprained left ankle) and took the snaps for the final offensive play of the first half, and all but the first series of the second half . . . Completed eight of 18 passes for 121 yards with no touchdowns and an interception . . . Replaced Marino in the third quarter at Indianapolis (12/14) and connected on five of ten passes for 44 yards with no touchdowns and no interceptions . . . Did not play in First-Round Playoff game at New England (12/28).

1996 – Played in seven games with three starts for Dolphins . . . Signed by Miami as a free agent on September 2, 1996 . . . Finished with 55 completions of 98 attempts (56.1 percent) for 780 yards with four touchdowns and two interceptions for an 87.1 rating . . . Added 11 rushes for 16 yards with a long of 12 yards . . . Was inactive first three games with Dolphins . . . Made Dolphins debut in starting role against Seattle (10/6) and completed 16 of 28 passes for 243 yards with a 33-yard touchdown pass to Randal Hill, one interception and was sacked four times . . . Hit on 18 of 31 passes for 239 yards, one interception, four sacks and touchdown passes of six yards to Hill and 24-yards to O.J. McDuffie and added two rushes for 13 yards in start at Philadelphia (10/20) . . . Came off bench at New England (11/3) and completed seven of eight passes for 106 yards, with a 29-yard touchdown pass to McDuffie.

1995 – Played in six games with three starts for Indianapolis . . . Acquired by Colts in a trade with Tampa Bay in exchange for a first-round draft choice in 1996 on April 25 . . . Finished with 50 completions of 83 attempts (60.2 percent) for 586 yards with three touchdowns and four interceptions for a 73.7 rating . . . Also rushed nine times for 14 yards . . . Opened season as the starter against Cincinnati (9/3) and completed 19 of 31 pass attempts for 196 yards with one touchdown and three interceptions . . . Had 12 completions of 18 attempts for 141 yards in start at N.Y. Jets (9/10) . . . Did not play during weeks three through six . . . Saw reserve action in weeks seven through nine . . . Hit on nine of 15 passes for 122 yards with no touchdowns or interceptions against Buffalo (11/5) . . . Started at Jacksonville (12/10) and led club to a 41-31 victory by completing nine of 16 passes for 129 yards and two touchdowns.

1994 – Started 15 games for Tampa Bay (14 at quarterback and one at wide receiver) . . . Finished season with 225 completions of 399 attempts (56.4 percent) for 2,919 yards with 16 touchdowns and ten interceptions for a rating of 82.5 . . . Also rushed 26 times for 68 yards and one touchdown . . . His quarterback rating is now third-best in club history and his 7.32

yards per attempt is third-best in team history as well . . . Set club record and finished fourth in NFC with 2.51 interception percentage . . . Became first Tampa Bay passer since 1987 to have more touchdowns than interceptions . . . Completed 19 of 24 passes for 313 yards with three touchdowns against Indianapolis (9/11) . . . Started at wide receiver at San Francisco (10/23) . . . Did not play against Chicago (11/6) . . . Completed 16 of 23 passes for 243 yards with a long of 63 at Detroit (11/13) . . . Had a career-long 71-yard touchdown pass and completions of 53 and 44 yards while hitting on 10 of 22 passes for 231 yards and a pair of scores against L.A. Rams (12/11).

1993 – Started 15 games . . . Finished season with 233 completions of 457 attempts (51.0 percent) for a career-best 3,054 yards with 18 touchdowns and 21 interceptions for a quarterback rating of 66.4 . . . Also rushed 26 times for 96 yards . . . His 18 touchdown passes ranked sixth in NFL . . . Completed 16 of 28 passes for 174 yards with one interception and his first career NFL touchdown pass, at N.Y. Giants (9/12) . . . Recorded his first career multiple touchdown pass game with two touchdowns on 14 of 25 passing for 210 yards and no interceptions against Detroit (10/3) . . . Had 18 completions of 28 attempts for 318 yards and four touchdowns and a pair of interceptions at Atlanta (10/31) . . . Completed 21 of 34 for 295 yards at L.A. Raiders (12/19) . . . Closed the season by completing 21 of 41 passes for 272 yards with two touchdowns and three interceptions against San Diego (1/2/94).

1991-92 – Played in six games as a rookie for Tampa Bay in 1992 . . . Originally was drafted by Philadelphia in 1991 in fifth-round of draft (131st overall) but was unable to reach contract terms . . . Did not play in NFL in 1991 . . . Spent '91 season as a graduate assistant at the University of Georgia . . . Re-entered the draft in 1992 and was a fourth-round draft choice (86th overall) by Tampa Bay . . . Finished the season with 15 completions of 26 attempts (57.7 percent) for 121 yards with no touchdowns or interceptions for a quarterback rating of 69.6 . . . Also rushed one time for minus-one yard . . . Made NFL debut against Green Bay (9/13) but did not attempt a pass . . . Threw first NFL passes with two completions of three attempts for 17 yards at Chicago (9/26) . . . Completed five of six attempts for 51 yards against Minnesota (11/8) . . . Hit on four of eight passes for 27 yards against Atlanta (12/13).

COLLEGE

Four-year letterman and two year starter at Miami (Fla.) from 1987-90 . . . In Erickson's four seasons, the Hurricanes posted a record of 44-4 and won two national championships . . . Played in 33 games with 18 starts during collegiate career . . . Finished career with 420 completions of 752 attempts for 6,056 yards with 46 touchdowns and 22 interceptions for a 123.4 rating . . . Ranked second in school history in attempts, third in completions and yardage and fourth in touchdowns . . . Led team to a 10-2 record and victory over Texas in the Cotton Bowl as a senior . . . Won the Johnny Unitas Award as the nation's outstanding senior quarterback . . . Completed 225 of 393 passes for 3,363 yards with 22 touchdowns and seven interceptions . . . Led team to an 11-1 record and a win in the Sugar Bowl over Alabama for the national championship as a junior . . . Completed 147 of 273 passes for 2,007 yards with 16 touchdowns and 13 interceptions . . . Saw reserve action as a sophomore . . . Completed 26 of 49 passes for 379 yards with six touchdowns and one interception . . . Saw limited action as a freshman . . . Completed 22 of 37 passes for 307 yards with two touchdowns and one interception . . . Holds B.A. in business.

PERSONAL

Resides in Miami, Fla . . . One of the nation's most highly recruited quarterbacks coming out of Cardinal Newman High School in West Palm Beach, Fla . . . Qualified for National Honor Society . . . Father, Neil, was a backup quarterback under Ara Parseghian at Northwestern University and grandfather, Charles C. Hartwig, was an All-America guard at the University of Pittsburgh in 1934 . . . Enjoys golf and fishing . . . Full name is Craig Neil Erickson, born May 17, 1969, in Boynton Beach, Fla.

11/27	at Minnesota	38	20	254	52.6	1	1	43	0/0	W	20-17(OT)
12/4	WASHINGTON	35	18	251	51.4	1	2	24	0/0	W	26-21
12/11	L.A. RAMS	22	10	231	45.5	2	0	71t	1/1	W	24-14
12/18	at Washington	34	19	267	55.9	0	2	46	0/0	W	17-14
12/24	GREEN BAY	32	16	161	50.0	2	1	26	1/9	L	19-34

1995 GAME-BY-GAME PASSING

DATE	OPPONENT	ATT.	CMP.	YDS.	PCT.	TD	INT.	LG	TKLD.	W/L	SCORE
9/4	at Chicago	32	18	197	56.3	0	0	27	3/16	L	9-21
9/3	CINCINNATI	31	19	196	61.3	1	3	19	2/13	L	21-24(OT)
9/10	at N.Y. Jets	18	12	141	66.7	0	1	29	3/25	W	27-24(OT)
10/22	at Oakland	1	1	2	100.0	0	0	2	0/0	L	17-30
10/29	N.Y. JETS	2	0	0	0.0	0	0	0	3/21	W	17-10
11/5	BUFFALO	15	9	122	60.0	0	0	39	1/8	L	10-16
12/10	at Jacksonville	16	9	129	56.3	2	0	27	1/1	W	41-31

1996 GAME-BY-GAME PASSING

DATE	OPPONENT	ATT.	CMP.	YDS.	PCT.	TD	INT.	LG	TKLD.	W/L	SCORE
10/6	SEATTLE	28	16	243	57.1	1	1	33t	4/29	L	15-22
10/13	at Buffalo	29	14	192	48.3	0	0	61	3/16	W	21-7
10/20	at Philadelphia	31	18	239	58.1	2	1	36	4/27	L	28-35
10/27	DALLAS	0	0	0	0.0	0	0	0	0/0	L	10-29
11/3	at New England	8	7	106	87.5	1	0	29t	0/0	L	23-42
11/10	INDIANAPOLIS	2	0	0	0.0	0	0	0	0/0	W	37-13
12/22	at N.Y. Jets	1	0	0	0.0	0	0	0	0/0	W	31-28

1997 GAME-BY-GAME PASSING

DATE	OPPONENT	ATT.	CMP.	YDS.	PCT.	TD	INT.	LG	TKLD.	W/L	SCORE
11/2	at Buffalo	18	8	121	44.4	0	1	27	2/21	L	6-9
12/14	at Indianapolis	10	5	44	50.0	0	0	13	0/0	L	0-41

SINGLE-GAME HIGHS

Pass Attempts:	41	vs. San Diego, 1/2/94
	38	at Minnesota, 11/27/94
	35	at Green Bay, 11/28/93
	35	vs. Washington, 12/4/94
	34	three times
Pass Completions:	22	at Seattle, 11/20/94
	21	at L.A. Raiders, 12/19/93
	21	vs. San Diego, 1/2/94
	20	at Minnesota, 11/27/94
	19	four times
Yards Passing:	318	at Atlanta, 10/31/93
	313	vs. Indianapolis, 9/11/94
	295	at L.A. Raiders, 12/19/93
	272	vs. San Diego, 1/2/94
	267	at Washington, 12/18/94
TD Passes:	4	at Atlanta, 10/31/93
	3	vs. Indianapolis, 9/11/94
	2	ten times
Interceptions:	4	at Minnesota, 10/10/93
	3	vs. Washington, 12/5/93
	3	vs. San Diego, 1/2/93
	3	vs. Cincinnati, 9/3/95
	2	six times
Completion Percentage:	79.2	vs. Indianapolis, 9/11/94
	69.6	at Detroit, 11/13/94
	68.8	at Seattle, 11/20/94
	66.7	at N.Y. Jets, 9/10/95
	64.3	at Atlanta, 10/31/93


Long Passes: 71t vs. L.A. Rams, 12/11/94
 67 at Chicago, 9/26/93
 67t vs. Green Bay, 10/24/93
 62t at Chicago, 9/26/93
 62t vs. Minnesota, 10/30/94
Times Sacked: 5 at L.A. Raiders, 12/19/93
 5 vs. New Orleans, 9/18/94
 4, four times
Rushing Yards: 20 at Atlanta, 10/9/94
Rushing Attempts: 4 vs. Indianapolis, 9/1/94
 4 at Jacksonville, 12/10/95
Long Run: 17 vs. New Orleans, 9/18/94
Rushing Touchdowns: 1 vs. Washington, 12/4/94

PASSING BREAKDOWN

	1998								CAREER							
	G	ATT	CMP	YDS	PCT	TD	INT	LG	G	ATT	CMP	YDS	PCT	TD	INT	LG
Buffalo	-	-	-	-	-	-	-	-	3	62	31	435	50.0	0	1	61
Indianapolis	-	-	-	-	-	-	-	-	3	36	24	357	66.7	3	0	50
Miami	-	-	-	-	-	-	-	-	-	-	-	-	-	-	-	-
New England	-	-	-	-	-	-	-	-	1	8	7	106	87.5	1	0	29
N.Y. Jets	-	-	-	-	-	-	-	-	3	21	12	141	57.1	0	1	29
AFC East	-	-	-	-	-	-	-	-	10	127	74	1039	58.3	4	2	61
Baltimore	-	-	-	-	-	-	-	-	-	-	-	-	-	-	-	-
Cincinnati	-	-	-	-	-	-	-	-	1	31	19	196	61.3	1	3	19
Cleveland	-	-	-	-	-	-	-	-	-	-	-	-	-	-	-	-
Jacksonville	-	-	-	-	-	-	-	-	1	16	9	129	56.3	2	0	27
Pittsburgh	-	-	-	-	-	-	-	-	-	-	-	-	-	-	-	-
Tennessee	-	-	-	-	-	-	-	-	-	-	-	-	-	-	-	-
AFC Central	-	-	-	-	-	-	-	-	2	47	28	325	59.6	3	3	27
Denver	-	-	-	-	-	-	-	-	1	30	14	176	46.7	2	1	30
Kansas City	-	-	-	-	-	-	-	-	1	15	8	61	53.3	0	0	15
Oakland	-	-	-	-	-	-	-	-	2	35	22	293	62.9	0	0	49
San Diego	-	-	-	-	-	-	-	-	2	47	24	292	51.1	2	3	42
Seattle	-	-	-	-	-	-	-	-	2	60	38	455	63.3	3	2	33
AFC West	-	-	-	-	-	-	-	-	8	187	106	1277	56.7	7	6	49
AFC TOTAL	-	-	-	-	-	-	-	-	20	361	208	2641	57.6	14	11	61
Arizona	-	-	-	-	-	-	-	-	-	-	-	-	-	-	-	-
Dallas	-	-	-	-	-	-	-	-	1	0	0	0	0.0	0	0	0
N.Y. Giants	-	-	-	-	-	-	-	-	1	28	16	174	57.1	1	1	24
Philadelphia	-	-	-	-	-	-	-	-	1	31	18	239	58.1	2	1	36
Washington	-	-	-	-	-	-	-	-	3	103	52	681	50.5	2	7	46
NFC East	-	-	-	-	-	-	-	-	6	162	86	1094	53.1	5	9	46
Chicago	-	-	-	-	-	-	-	-	4	88	45	582	51.1	1	3	67
Detroit	-	-	-	-	-	-	-	-	5	97	54	703	55.7	3	1	65
Green Bay	-	-	-	-	-	-	-	-	5	107	43	580	40.2	5	4	67
Minnesota	-	-	-	-	-	-	-	-	5	123	66	795	53.7	2	7	62
Tampa Bay	-	-	-	-	-	-	-	-	-	-	-	-	-	-	-	-
NFC Central	-	-	-	-	-	-	-	-	19	415	208	2660	50.1	11	15	67
Atlanta	-	-	-	-	-	-	-	-	3	66	40	517	60.6	5	2	60
Carolina	-	-	-	-	-	-	-	-	-	-	-	-	-	-	-	-
New Orleans	-	-	-	-	-	-	-	-	1	32	17	176	53.1	1	0	29
Saint Louis	-	-	-	-	-	-	-	-	1	22	10	231	45.5	2	0	71
San Francisco	-	-	-	-	-	-	-	-	2	34	22	306	64.7	3	1	52
NFC West	-	-	-	-	-	-	-	-	7	154	89	1230	57.8	11	3	71
NFC TOTAL	-	-	-	-	-	-	-	-	32	731	383	4984	52.4	27	27	71
Aug./Sept.	-	-	-	-	-	-	-	-	10	232	129	1622	55.6	7	8	67
October	-	-	-	-	-	-	-	-	16	274	147	1986	53.6	15	12	67
November	-	-	-	-	-	-	-	-	13	268	151	1873	56.3	7	5	65
Dec./Jan.	-	-	-	-	-	-	-	-	13	318	164	2144	51.5	12	13	71
Games 1-8	-	-	-	-	-	-	-	-	27	532	289	3730	54.3	22	21	67
Games 9-16	-	-	-	-	-	-	-	-	25	560	302	3895	53.9	19	17	71
Home	-	-	-	-	-	-	-	-	25	493	268	3491	54.4	22	19	71
Road	-	-	-	-	-	-	-	-	27	599	323	4134	53.9	19	19	67

PASSING BREAKDOWN

	1998							CAREER								
	G	ATT	CMP	YDS	PCT	TD	INT	LG	G	ATT	CMP	YDS	PCT	TD	INT	LG
Wins	-	-	-	-	-	-	-	-	18	377	208	2971	55.2	18	10	71
Losses	-	-	-	-	-	-	-	-	34	715	383	4654	53.5	23	28	67
Ties	-	-	-	-	-	-	-	-	-	-	-	-	-	-	-	-
Grass	-	-	-	-	-	-	-	-	35	703	371	4953	52.8	29	22	71
Turf	-	-	-	-	-	-	-	-	17	389	220	2672	56.5	12	16	65
1st Down	-	-	-	-	-	-	-	-	-	-	-	-	-	-	-	-
2nd Down	-	-	-	-	-	-	-	-	-	-	-	-	-	-	-	-
3rd Down	-	-	-	-	-	-	-	-	-	-	-	-	-	-	-	-
4th Down	-	-	-	-	-	-	-	-	-	-	-	-	-	-	-	-
1st Half	-	-	-	-	-	-	-	-	-	-	-	-	-	-	-	-
2nd Half	-	-	-	-	-	-	-	-	-	-	-	-	-	-	-	-
Overtime	-	-	-	-	-	-	-	-	-	-	-	-	-	-	-	-



ORONDE GADSDEN

6-2 • 215

Wide Receiver

Born: 8/20/71

College: Winston-Salem '95

Acquired: FA, 1998 • Signed Through: Tendered

NFL: Second Season • Dolphins: Second Season

#86

PRO CAREER

1998 – Signed with the Dolphins as a free agent on August 3 after playing with the Portland Forest Dragons of the Arena League . . . Earned a roster spot during the preseason when he led the team with nine receptions for 165 yards and one touchdown . . . Played in all 16 contests during the regular season, starting 12 of them . . . Finished second on the club with 48 receptions for 713 yards and seven touchdowns . . . Seven scores tied with O.J. McDuffie for first on the team . . . Led the team in receptions three times and in receiving yardage on four occasions . . . In 14 games with Portland prior to his arrival in Miami, caught 93 passes for 1,335 yards and 37 touchdowns . . . Added 25 tackles and three interceptions on defense, where he played linebacker . . . Was named the AFL's Rookie of the Year for 1998. . .

ROOKIE/FIRST-YEAR RECORDS: Gadsden's 48 catches tied for third among Dolphins rookie or first-year players, while his yardage total was third . . . Both figures were second among rookie or first-year wide receivers in club annals, while Gadsden's seven receiving scores eclipsed the club record for receiving touchdowns by a rookie or first-year player, surpassing the old mark of five, formerly held by Andre Brown, who attained that mark in 1989:

DOLPHINS RECEIVING RECORDS FOR ROOKIES OR FIRST-YEAR PLAYERS

PLAYER, YEAR	REC.	PLAYER, YEAR	REC. YDs.	PLAYER, YEAR	REC. TDs
Terry Kirby, 1993	75	Terry Kirby, 1993	874	ORONDE GADSDEN, 1998	7
Jack Clancy, 1967	67	Jack Clancy, 1967	868	Andre Brown, 1989	5
ORONDE GADSDEN, 1998	48	ORONDE GADSDEN, 1998	713	Jack Harper, 1967	3
Troy Stradford, 1987	48	Nat Moore, 1974	605	Jimmy Cefalo, 1978	3
Jim Kiick, 1968	44	Ferrell Edmunds, 1988	575	Ferrell Edmunds, 1988	3
				Terry Kirby, 1993	3

GAME HIGHLIGHTS – AT INDIANAPOLIS (SEPT. 6): Made his Dolphins and NFL debut in a reserve role . . . First NFL reception and only catch on the day went for a 44-yard touchdown from Dan Marino in the second quarter to give Miami a 7-3 lead . . . It marked the first time that

a Dolphins receiver had a touchdown catch in his first NFL game since Tony Martin had a 35-yard TD grab from Marino in his NFL debut on September 9, 1990 at New England . . . Gadsden was awarded an offensive game ball for his performance . . .

VS. BUFFALO (SEPT. 13): Made first NFL start and caught two passes for 31 yards with a long of 22 . . .

VS. PITTSBURGH (SEPT. 20): Led Dolphins with four receptions for 34 yards . . .

AT JACKSONVILLE (OCT. 12): Tallied five receptions for a team-high 91 yards in the Monday night game, including a long catch of 28 yards . . .

VS. ST. LOUIS (OCT. 18): Had two catches for five yards, including a one-yard TD reception . . .

VS. NEW ENGLAND (OCT. 25): Hauled in four passes for 59 yards with a long of 28 . . .

AT BUFFALO (NOV. 1): Had three receptions for a team-high 68 yards with a long of 29, including a 12-yard TD catch . . .

AT NEW ENGLAND (NOV. 23): In a Monday night game, caught three passes for 49 yards and two touchdowns, the first multiple-touchdown game of his career . . . Scores came on catches of 35 and 11 yards, both from Dan Marino . . . His second TD of the game was his fifth of the season, tying Andre Brown (1989) for the most receiving touchdowns by a Dolphins rookie or first-year player in a season . . .

VS. NEW ORLEANS (NOV. 29): Had four catches for 60 yards . . .

AT OAKLAND (DEC. 6): Recorded two receptions for 22 yards, including a 19-yard TD catch, marking his sixth TD catch of the year, and setting a new Dolphins single-season record for a rookie or first-year player . . .

VS. DENVER (DEC. 21): In Monday night game, had two catches for 28 yards and one touchdown, which came on an eight-yard pass from Dan Marino . . .

AT ATLANTA (DEC. 27): Tallied season-high and team-high totals of nine receptions for 153 yards, including a season-long catch of 50 yards in season finale . . . His nine catches in the game tied Terry Kirby for the most by a Dolphins rookie or first-year player in a game . . . His yardage figure was the most by a club rookie or first-year performer . . . It marked the first 100-yard receiving game of his career, and his yardage total is tied for 20th-most in franchise history . . . It also was the most by a Dolphin since O.J. McDuffie amassed 154 receiving yards (11 rec.) in a First-Round Playoff game at Buffalo on December 30, 1995 . . . It was the most by a Dolphin in a regular season game since Irving Fryar posted 160 yards (six rec.) at Minnesota on September 25, 1994 . . .

PLAYOFFS: Appeared in both playoff games following the 1998 season with one start . . . Totaled nine receptions for 121 yards with a long of 52 . . . Caught five passes for a team-high 85 yards with a long of 52 in reserve role in First-Round contest vs. Buffalo (1/2/99) . . . Started in Divisional contest at Denver (1/9/99) and had four receptions for 36 yards.

1995-97 – Originally went to camp with Dallas as an undrafted rookie free agent in 1995 . . . Was waived on August 22, 1995 and signed to the practice squad on August 30, and spent the entire regular season there . . . Was signed to the 53-man roster on January 8, 1996, during the club's playoff run en route to a Super Bowl title, but sustained a severely sprained left ankle three days later and was placed on Injured Reserve . . . Was released by the Cowboys prior to the regular season in 1996 . . . Also went to camp with Pittsburgh in 1997 and was waived before the start of the regular season.

COLLEGE

As a senior at Winston-Salem, caught 56 passes for 1,111 yards and 16 touchdowns . . . Led the Central Intercollegiate Athletic Association with a 19.8-yard average per catch and finished second in receiving yardage, touchdowns and yards per game (101.0) . . . Had 31 receptions for 836 yards (27.0 avg.) and 13 touchdowns as a junior . . . Had 31 receptions for 810 yards (26.1 avg.) and 13 scores as a sophomore . . . Graduated with a degree in marketing.

PERSONAL

Single, resides in Weston, Fla . . . Attended Burke High School in his hometown of Charleston, S.C . . . In his final semester of college, served as an intern for the Drew Pearson Companies in Dallas . . . Has participated in events benefiting the Cystic Fibrosis Foundation . . . Assisted in building a house in Little Haiti for Habitat for Humanity during the 1999 offseason . . . Was presented with the honor of tossing the coin for the AFL's Florida Bobcats' 1999 home opener . . . Full name is Oronde Benjamin Gadsden, born August 20, 1971.

NFL REGULAR SEASON STATISTICS

YEAR	TEAM	G-S	RECEIVING					RUSHING			
			NO.	YDS.	AVG.	LG	TD	ATT.	YDS.	LG	TD
1998	Miami	16-12	48	713	14.9	50	7	0	0	0	0

NFL PLAYOFF STATISTICS

YEAR	TEAM	G-S	RECEIVING					RUSHING			
			ATT.	YDS.	AVG.	LG	TD	NO.	YDS.	LG	TD
1998	Miami	2-1	9	121	13.4	52	0	0	0	0	0

ADDITIONAL STATS

Miscellaneous Tackles: 2 in 1998

SINGLE-GAME HIGHS

Most Receptions: 9 at Atlanta, 12/27/98
 5 at Jacksonville, 10/12/98
 *5 vs. Buffalo, 1/2/99
 4 vs. Pittsburgh
 4 vs. New England, 10/25/98
 4 vs. New Orleans, 11/29/98
 *4 at Denver, 1/9/99

Most Receiving Yards: 153 at Atlanta, 12/27/98
 91 at Jacksonville, 10/12/98
 *85 vs. Buffalo, 1/2/99
 68 at Buffalo, 11/1/98
 60 vs. New Orleans, 11/29/98

Longest Receptions: *52 vs. Buffalo, 1/2/99
 50 at Atlanta, 12/27/98
 44t at Indianapolis, 9/6/98
 35t at New England, 11/23/98
 29 at Buffalo, 11/1/98

Most TD Receptions: 2 at New England, 11/23/98
 1 five times


* Playoff Game

RECEIVING BREAKDOWN

	1998						CAREER					
	G	NO	YDS	AVG	LG	TD	G	NO	YDS	AVG	LG	TD
Buffalo	2	5	99	19.8	29	1	2	5	99	19.8	29	1
Indianapolis	2	1	44	44.0	44	1	2	1	44	44.0	44	1
Miami	-	-	-	-	-	-	-	-	-	-	-	-
New England	2	7	108	15.4	35	2	2	7	108	15.4	35	2
N.Y. Jets	2	4	48	12.0	25	0	2	4	48	12.0	25	0
AFC East	8	17	299	17.6	44	4	8	17	299	17.6	44	4
Baltimore	-	-	-	-	-	-	-	-	-	-	-	-
Cincinnati	-	-	-	-	-	-	-	-	-	-	-	-
Cleveland	-	-	-	-	-	-	-	-	-	-	-	-
Jacksonville	1	5	91	18.2	28	0	1	5	91	18.2	28	0
Pittsburgh	1	4	34	8.5	13	0	1	4	34	8.5	13	0
Tennessee	-	-	-	-	-	-	-	-	-	-	-	-
AFC Central	2	9	125	13.8	28	0	2	9	125	13.8	28	0
Denver	1	2	28	14.0	20	1	1	2	28	14.0	20	1
Kansas City	-	-	-	-	-	-	-	-	-	-	-	-
Oakland	1	2	22	11.0	19	1	1	2	22	11.0	19	1
San Diego	-	-	-	-	-	-	-	-	-	-	-	-
Seattle	-	-	-	-	-	-	-	-	-	-	-	-
AFC West	2	4	50	12.5	20	2	2	4	50	12.5	20	2
AFC Total	12	30	474	15.8	44	6	12	30	474	15.8	44	6

RECEIVING BREAKDOWN

	1998						CAREER					
	G	NO	YDS	AVG	LG	TD	G	NO	YDS	AVG	LG	TD
Arizona	-	-	-	-	-	-	-	-	-	-	-	-
Dallas	-	-	-	-	-	-	-	-	-	-	-	-
N.Y. Giants	-	-	-	-	-	-	-	-	-	-	-	-
Philadelphia	-	-	-	-	-	-	-	-	-	-	-	-
Washington	-	-	-	-	-	-	-	-	-	-	-	-
NFC East	-	-	-	-	-	-	-	-	-	-	-	-
Chicago	-	-	-	-	-	-	-	-	-	-	-	-
Detroit	-	-	-	-	-	-	-	-	-	-	-	-
Green Bay	-	-	-	-	-	-	-	-	-	-	-	-
Minnesota	-	-	-	-	-	-	-	-	-	-	-	-
Tampa Bay	-	-	-	-	-	-	-	-	-	-	-	-
NFC Central	-	-	-	-	-	-	-	-	-	-	-	-
Atlanta	1	9	153	17.0	50	0	1	9	153	17.0	50	0
Carolina	1	3	21	7.0	9	0	1	3	21	7.0	9	0
New Orleans	1	4	60	15.0	23	0	1	4	60	15.0	23	0
St. Louis	1	2	5	2.5	4	1	1	2	5	2.5	4	1
San Francisco	-	-	-	-	-	-	-	-	-	-	-	-
NFC West	4	18	239	13.3	50	1	4	18	239	13.3	50	1
NFC Total	4	18	239	13.3	50	1	4	18	239	13.3	50	1
Aug./Sept.	3	7	109	15.6	44	1	3	7	109	15.6	44	1
October	4	13	185	14.2	28	1	4	13	185	14.2	28	1
November	5	13	198	15.2	35	3	5	13	198	15.2	35	3
December	4	15	221	14.7	50	2	4	15	221	14.7	50	2
Games 1-8	8	23	362	15.7	44	3	8	23	362	15.7	44	3
Games 9-16	8	25	351	14.0	50	4	8	25	351	14.0	50	4
Home	8	20	235	11.8	28	2	8	20	235	11.8	28	2
Road	8	28	478	17.1	50	5	8	28	478	17.1	50	5
Wins	10	24	304	12.7	44	4	10	24	304	12.7	44	4
Losses	6	24	409	17.0	50	3	6	24	409	17.0	50	3
Ties	-	-	-	-	-	-	-	-	-	-	-	-
Grass	12	33	418	12.7	35	5	12	33	418	12.7	35	5
Turf	4	15	295	19.7	50	2	4	15	295	19.7	50	2
1st Down	16	9	167	18.6	44	1	16	9	167	18.6	44	1
2nd Down	16	16	179	11.2	28	0	16	16	179	11.2	28	0
3rd Down	16	20	302	15.1	50	5	16	20	302	15.1	50	5
4th Down	16	3	65	21.7	35	1	16	3	65	21.7	35	1
1st Half	16	26	429	16.5	50	6	16	26	429	16.5	50	6
2nd Half	16	21	274	13.0	28	1	16	21	274	13.0	28	1
Overtime	1	1	10	10.0	10	0	1	1	10	10.0	10	0



DARYL GARDENER

6-6 • 315

Defensive Tackle

Born: 2/25/73

College: Baylor '96

Acquired: D1, 1996 • Signed Through: 2000

NFL: Fourth Season • Dolphins: Fourth Season

#92

PRO CAREER

1998 – Started all 16 regular season games and both playoff contests at right defensive tackle . . . Enters the 1999 season having opened 43 consecutive league games . . . Finished the year with 53 tackles, a sack and one interception . . . Also batted down three passes . . . Tackle total ranked eighth on the team and first among linemen . . . Had two tackles and an

interception of a Peyton Manning pass in season-opener at Indianapolis (9/6) . . . It marked the first interception of his career and was the first interception by a Dolphins defensive lineman since Jeff Cross picked off a Drew Bledsoe pass on October 30, 1994 at New England . . . Recorded a pair of stops and was awarded a defensive game ball for his performance in shutout win vs. Pittsburgh (9/20) . . . Tallied five tackles at N.Y. Jets (10/4) . . . Registered a season-high seven tackles, including a sack and a pass defended, vs. New England (10/25) . . . Earned a defensive game ball for his efforts in the Dolphins' 12-9 win over the Patriots . . . Was credited with five stops and two passes defended at New England (11/23) . . .

PLAYOFFS: Started both playoff games following the 1998 season at right defensive tackle . . . Totaled seven tackles and a half-sack . . . Tallied three tackles and a half-sack in First-Round game vs. Buffalo (1/2/99) . . . Was credited with four stops in Divisional contest at Denver (1/9/99) . . . Has started all three playoff games in which he has appeared during his career . . . Has recorded 15 tackles and 1.5 sacks.

1997 – Started all 16 regular season games and one playoff contest at right defensive tackle . . . Finished the year with 58 total tackles, 1.5 sacks for 12.5 yards lost, a fumble recovery and a forced fumble . . . Tackle total ranked ninth on the club . . . Recorded five tackles at Green Bay (9/21) . . . Registered six stops, including a half-sack, vs. Chicago (10/27) . . . Tallied a season-high seven tackles at Buffalo (11/2) . . . Amassed four tackles, including his only full sack of the year, in season finale vs. New England (12/22) . . . Started in First-Round Playoff game at New England (12/28) . . . Was credited with eight tackles, including a sack for nine yards lost.

1996 – Played in all 16 games with 12 starts at left defensive tackle as a rookie . . . Finished with 50 tackles (33 solo), one sack and a fumble recovery . . . Voted to all-rookie teams of College and Pro Football Newsweekly, The Football News and Pro Football Weekly . . . Made Dolphins debut in season opener against New England (9/1) in starting role at left defensive tackle and recorded four tackles, including a seven-yard sack of Patriots quarterback Drew Bledsoe . . . Joined fellow rookies, running back Karim Abdul-Jabbar, fullback Stanley Pritchett and linebacker Zach Thomas, for only the third time in club history and the first time since 1970 that Miami started four rookies in the season opener . . . Saw action in a reserve role in each of the next four games . . . Tallied five tackles at Indianapolis (9/23) . . . Started each of the final 11 contests . . . Recovered a fumble at New England (11/3) . . . Registered five tackles against Pittsburgh (11/25) . . . Posted a season-high six stops at Oakland (12/1) . . . First-round draft choice (20th overall) by Miami in 1996.

COLLEGE

Three-year starter at Baylor . . . Started at left defensive end as senior . . . Recorded 59 tackles (36 solo), 3.5 sacks, and six tackles for loss . . . Started first eight games of junior season at left defensive end . . . Recorded 31 tackles (19 solo), seven tackles for loss, one forced fumble, one fumble recovery with a team-high 4.5 sacks . . . Started last nine games of sophomore season at left defensive end . . . Recorded 51 tackles (25 solo), four sacks, 12 tackles for loss, one forced fumble, one fumble recovery and a pass defended . . . Saw reserve action as freshman . . . Recorded 18 tackles (14 solo), with three sacks and six tackles for loss . . . Majored in sociology.

PERSONAL


Married to Tarnesia (12/2/95), couple resides in Parkland, Fla., with son, Da'vante . . . Attended Lawton (Okla.) High School . . . Named all-state as a senior . . . Recorded 149 tackles, eight sacks, nine quarterback pressures, while adding eight receptions for 138 yards and two touchdowns . . . Excelled in basketball, averaging 17.2 points and ten rebounds per game . . . Has worked with the Kara Morris Foundation and Big Brothers program . . . Enjoys fishing . . . Lists "The Simpsons" as favorite television show, The Bible as favorite book and Janet Jackson as favorite recording artist . . . Full name is Daryl Ronald Gardener, born February 25, 1973, in Baltimore, Md.

NFL REGULAR SEASON STATISTICS									
YEAR	TEAM	G-S	TACK.	ASST.	TOTAL	FUM. REC.	FOR. FUM.	QB SACK	YDS LOST
1996	Miami	16-12	33	17	50	1	0	1	7.0
1997	Miami	16-16	44	14	58	1	1	1½	12.5
1998	Miami	16-16	37	16	53	0	0	1	9.0
3-YEAR TOTALS		48-44	114	47	161	2	1	3½	28.5

NFL PLAYOFF STATISTICS									
YEAR	TEAM	G-S	TACK.	ASST.	TOTAL	FUM. REC.	FOR. FUM.	QB SACK	YDS LOST
1997	Miami	1-1	5	3	8	0	0	1	9.0
1998	Miami	2-2	6	1	7	0	0	½	4.0
PLAYOFF TOTALS		3-3	11	4	15	0	0	1½	13.0

ADDITIONAL STATS

Interceptions: 1 for -1 yards in 1998
 Passes Defensed: 3 in 1998



KEVIN GOGAN

6-7 • 325

Guard

Born: 11/2/64

College: Washington '87

Acquired: T (S.F.), 1998 • Signed Through: 2002

NFL: 13th Season • Dolphins: First Season

#66

PRO CAREER

1998 – Acquired in a trade with San Francisco on March 1, 1999, in exchange for a 1999 fifth-round draft choice (157th overall) . . . Underwent a left elbow arthroscopy for loose body removal and a joint debridement on March 10, 1999 . . . The surgery was performed by Dolphins team physician Dr. John Uribe at HealthSouth Doctor's Hospital in Coral Gables . . . Enters the 1999 season having played in each of the last 145 league games and started 97 straight . . . The last time he missed a game was on December 16, 1989, when he was a member of the Dallas Cowboys and sat out a contest at the N.Y. Giants . . . Started all 16 regular season games and both playoff contests at right guard for the 49ers in 1998 . . . Also saw some time at left tackle . . . Part of an offensive line that helped the 49ers to a No. 1 overall ranking in the NFL in both total offense and rushing offense . . . Was voted as a starter to the AFC-NFC Pro Bowl, his second straight Pro Bowl selection and the third overall of his career . . . Earned a spot on the 1998 All-Madden team, as selected by FOX-TV broadcaster John Madden.

1997 – Signed with the 49ers as an unrestricted free agent on February 25, 1997 . . . Started all 16 regular season contests and both playoff matchups at right guard in his first season with San Francisco . . . Was chosen to his second career AFC-NFC Pro Bowl as he helped the 49ers to a number four ranking in rushing offense in the NFC . . . Was one of only two 49ers offensive linemen to start every game.

1996 – Started all 16 contests at guard for the Raiders . . . Part of a line that paved the way for Oakland to finish first in the NFL with a 4.8-yard average per carry and third in the league in rushing offense, averaging 135.8 yards per contest.

1995 — Started every game at guard and was the only Raider to participate in every offensive snap over the course of the season . . . Was voted as a first alternate to the AFC-NFC Pro Bowl.

1994 — Signed with the Raiders as an unrestricted free agent on April 18, 1994 . . . Started every game at right guard and was selected to participate in the first AFC-NFC Pro Bowl of his career.

1993 — Started all 16 regular season games and three playoff contests at right guard as the Cowboys claimed their second straight Super Bowl title . . . Part of a line that led the way for a rushing attack that averaged 135.1 yards per contest, second-best in the NFL . . . Also helped running back Emmitt Smith capture his third consecutive NFL rushing title.

1992 — Appeared in all 16 contests, with one start at left guard . . . Saw action in a reserve role in 15 matchups . . . Opened season finale vs. Chicago (12/27) . . . That Bears game began his consecutive games started streak, which now stands at 97 contests . . . Also saw time as a tight end in short yardage situations.

1991 — Started all 16 games at left guard after being switched from right tackle.

1990 — Started four of the 16 games in which he appeared, three at left tackle in place of an injured Mark Tuinei . . . Made first career start at right guard in season finale at Atlanta (12/20).

1989 — Opened all 13 games in which he appeared . . . Missed three contests with an injured toe, including a December 16 contest at the N.Y. Giants, the last time he has missed a game.

1988 — Started all 15 contests in which he played at right tackle.

1987 — Opened 10 of 11 contests at right tackle during his rookie season with Dallas . . . First NFL start came at Philadelphia (10/25) . . . Eighth-round draft choice (206th overall) of Dallas in 1987.

COLLEGE

Was a three-year starter at right tackle at Washington . . . The Huskies compiled a record of 25-9-1 in his three seasons as a starter . . . Was an honorable mention All-America and second team All-Pac 10 choice as a senior in 1986 . . . Also earned honorable mention All-America accolades following his junior season . . . Played in the Orange, Freedom, Sun and Hula Bowls during his collegiate tenure . . . Earned degree in sociology.

PERSONAL

Married to Heather with three children, Hannah (3/27/91), Zoe (2/10/93), and Eli (12/29/95) . . . Family resides in Falls City, Wash . . . Led Sacred Heart High School in San Francisco to a pair of city championships as an offensive and defensive tackle . . . Lettered in baseball as a first baseman and a catcher . . . Is an avid bass fisherman . . . Owns four dogs, including a prized Newfoundland, which has competed in several regional shows . . . Full name is Kevin Patrick Gogan, born November 2, 1964, in Pacifica, Calif.

NFL REGULAR SEASON STATISTICS

GAMES/STARTS: (Dallas) 1987: 11/10, 1988: 15/15, 1989: 13/13, 1990: 16/4, 1991: 16/16, 1992: 16/1, 1993: 16/16, (L.A./Oakland) 1994: 16/16, 1995: 16/16, 1996: 16/16, (San Francisco) 1997: 16/16, 1998: 16/16 12-YEAR TOTALS: 183/155


NFL PLAYOFF STATISTICS

GAMES/STARTS: (Dallas) 1991: 2/2, 1992: 3/0, 1993: 3/3, (San Francisco) 1997: 2/2, 1998: 2/2
PLAYOFF TOTALS: 12/9

ADDITIONAL STATS

Miscellaneous Tackles: 1 in 1998

Miscellaneous Fumble Recoveries: 1 in 1987, 1 in 1990, 1 in 1996 for total of 3



HUNTER GOODWIN

6-5 • 270

Tight End

Born: 10/10/72

College: Texas A&M '96

Acquired: RFA (Minn.), 1999 • Signed Through: 2001

NFL: Fourth Season • Dolphins: First Season

#83

PRO CAREER

1998 – Signed an offer sheet on a three-year contract as a restricted free agent from Minnesota on April 7, 1999 . . . Vikings declined to match the offer on April 9 . . . Dolphins gave Minnesota their 1999 fourth-round draft choice (120th overall) as compensation . . . Played in 15 regular season games, all in a reserve role, for the Vikings in 1998 . . . Caught three passes for 16 yards on the season . . . Also posted a career-high nine special teams tackles . . . Long play of the year came on a nine-yard grab at Baltimore (12/13) . . . Played a key role as a blocker as Robert Smith rushed for 1,187 yards and a 4.8-yard average per carry . . . Started both playoff contests following the 1998 season and did not have any stats.

1997 – Played in all 16 contests, including two starts . . . Caught a career-high seven passes for 61 yards . . . Also recorded two tackles on special teams . . . Had a career-high two receptions twice: at Buffalo (8/31) and at Chicago (9/7) . . . Had a season-high 17 receiving yards in opener at Buffalo (8/31) . . . Had a season-long 14-yard reception vs. Carolina (10/21) . . . Also served in a critical blocking role as Robert Smith rushed for 1,266 yards and a 5.5-yard average per attempt . . . Saw action in both playoff games in a reserve role and did not post any stats.

1996 – Started six of the nine games in which he appeared . . . Caught one pass for 24 yards . . . Was the only Vikings rookie to start a game in '96 . . . In addition, six starts tied with Gordon Smith (1961) for the second-most starts ever by a Vikings rookie tight end, trailing only Hal Bedsole, who opened eight contests in 1964 . . . Made NFL debut vs. Chicago (9/15) . . . His 24-yard reception vs. Arizona (12/1) was first of career and longest by a Vikings tight end in 1996 . . . Fourth-round draft choice (97th overall) of Minnesota in 1996, with a choice obtained from Arizona in a draft-day trade-up.

COLLEGE

Earned all-conference honors at two different schools, at two different positions, in two different conferences and divisions . . . Transferred to Texas A&M in 1993 following two seasons (1991-92) at Texas A&M-Kingsville . . . Sat out the 1993 season under NCAA transfer rules . . . Caught 21 passes for 219 yards and posted 48 knockdowns for the Javelinas in 1992 when he earned All-Lone Star Conference honors . . . Played mainly as a blocking tight end as a freshman in 1991 . . . Started at right tackle in his Texas A&M debut, at LSU (9/3/94) . . . Was an All-Southwest Conference selection at offensive tackle for the Aggies as a senior in 1995 . . . Recorded 81 knockdown blocks while helping the Aggies average 360.2 yards per game in 1995 . . . In his collegiate career, played for teams that posted a combined 35-9-1 record . . . Helped lead the way for three backs (Rodney Thomas, Leeland McElroy and Detron Smith), who were drafted by the NFL . . . Set a school record for the power clean lift (374 pounds) in 1995 . . . Earned degree in agricultural economics from Texas A&M during 1999 offseason.

PERSONAL

Single . . . Was an All-Tri-County pick as a tight end and defensive end at Bellville (Texas) High School . . . Also lettered in basketball, baseball and track . . . Father, Bob, played center for the University of Texas in the 1960s . . . Sister, Amy, was an All-America track athlete at the University of Southern California and the Texas Class 3A record holder in the 800- and 1500-meter runs . . . Donated \$20,000 shortly after he was drafted to Texas A&M's 12th Man

Foundation, which helps fund an athletic scholarship . . . Participated in the Dolphins annual charity fishing tournament to benefit Cystic Fibrosis this past offseason . . . Won a prize for the largest tuna caught . . . Full name is Robert Hunter Goodwin, born October 10, 1972 in Bellville, Texas.

NFL REGULAR SEASON STATISTICS											
YEAR	TEAM	G-S	RECEIVING					RUSHING			
			NO.	YDS.	AVG.	LG	TD	ATT.	YDS.	LG	TD
1996	Minnesota	9-6	1	24	24.0	24	0	0	0	0	0
1997	Minnesota	16-4	7	61	8.7	14	0	0	0	0	0
1998	Minnesota	15-0	3	16	5.3	9	0	0	0	0	0
3-YEAR TOTALS		40-10	11	101	9.2	24	0	0	0	0	0

NFL PLAYOFF STATISTICS											
YEAR	TEAM	G-S	RECEIVING					RUSHING			
			ATT.	YDS.	AVG.	LG	TD	NO.	YDS.	LG	TD
1996	Minnesota	1-1	0	0	0.0	0	0	0	0	0	0
1997	Minnesota	2-0	0	0	0.0	0	0	0	0	0	0
1998	Minnesota	2-2	0	0	0.0	0	0	0	0	0	0
PLAYOFF TOTALS		5-3	0	0	0.0	0	0	0	0	0	0

ADDITIONAL STATS


Special Teams Tackles: 2 in 1997, 9 in 1998 for total of 11 (P-1)

SINGLE-GAME HIGHS

Most Receptions: 2 at Buffalo, 8/31/97
 2 at Chicago, 9/7/97
 1, seven times

Most Receiving Yards: 24 vs. Arizona, 12/1/96
 17 at Buffalo, 8/31/97
 14 at Chicago, 9/7/97
 14 vs. Carolina, 10/12/97

Longest Receptions: 24 vs. Arizona, 12/1/96
 14 vs. Carolina, 10/21/97
 13 at Buffalo, 8/31/97



WILLIE GREEN

6-4 • 190

Wide Receiver

Born: 4/2/66

College: Mississippi '90

Acquired: FA, 1999 • Signed Through: 2001

NFL: Tenth Season • Dolphins: First Season

#82

PRO CAREER

1998 – Signed a three-year contract with the Dolphins as a free agent on February 26, 1999, after being released by Denver on February 11 . . . Played in all 16 regular season games with no starts for the Broncos in 1998 . . . Caught 16 passes for 194 yards and one touchdown with a long of 50.

PLAYOFFS: Saw action as a reserve in all three playoff games following the 1998 season, including Super Bowl XXXIII in Miami . . . Did not post any stats . . . In his career, has appeared in nine postseason games, starting four of them . . . Has totaled 27 receptions for 357 yards and four touchdowns.

1997 – Signed with Denver as an unrestricted free agent from Carolina on March 21, 1997 . . . In his first season with Denver, appeared in all 16 games with one start . . . Caught 19 passes for 240 yards and two touchdowns . . . Caught three passes for 58 yards at Kansas City (11/16) . . . First start as a Bronco came at Pittsburgh (12/7) when he replaced an injured Ed McCaffrey and answered with three receptions for 54 yards . . . Played in four playoff games with no starts, including Super Bowl XXXII . . . Caught three passes for 51 yards in postseason.

1996 – Opened 11 of the 15 contests in which he played for Carolina . . . Totaled 46 receptions for 614 yards and three touchdowns . . . Reception total, yardage figure and receiving touchdowns all ranked third on the squad . . . Started both playoff games following the regular season and hauled in ten passes for 104 yards and a touchdown as the Panthers reached the NFC Championship game in just their second season . . . Notched a career-high nine passes for 96 yards at Atlanta (11/3) . . . Nine catches established a franchise record which has since been tied (Muhsin Muhammad in 1998) . . . Had two receptions for 42 yards, with both catches going for touchdowns (30 and 12 yards) at Houston (11/24) . . . It marked the second time in his career that he accounted for two touchdowns in a game, and his first during the regular season . . . Tallied seven receptions for 157 yards, including a 20-yard TD, in key 30-24 victory at San Francisco (12/8) that gave Carolina sole possession of first place in the NFC West . . . Led team with five catches for 57 yards in season-ending 18-14 victory vs. Pittsburgh (12/22) that clinched division championship . . . Led Carolina in receiving in both postseason contests . . . Caught five passes for 53 yards, including a 10-yard TD, in Divisional win vs. Dallas (1/5/97) . . . Had five receptions for 51 yards in NFC Championship game at Green Bay (1/12/97).

1995 – Signed with Carolina on December 14, 1994, and was one of the original ten Panthers . . . Started seven of the 16 games in which he appeared in 1995 . . . Had the most productive season of his NFL career . . . Caught 47 passes for 882 yards and six touchdowns . . . Reception and yardage totals both were second on the team . . . Six receiving scores ranked first and also were the most overall on the club . . . Also led the team with four 100-yard receiving games . . . His average of 18.8 yards per reception led all NFL receivers with 40 or more catches . . . Opened the season with seven receptions for 121 yards and a touchdown at Atlanta (9/3) . . . His touchdown was a 44-yard grab from Frank Reich with 26 seconds remaining in regulation to tie the contest at 20 and force overtime, where the Falcons went on for a 23-20 victory . . . Grabbed four passes for 87 yards, including a 33-yard score at New England (10/29) . . . Accounted for his second 100-yard receiving game of the year two weeks later at St. Louis (11/12) when he tallied six catches for a career-high 157 yards and a touchdown . . . Notched four receptions for 105 yards, including a 60-yard TD catch, two weeks afterward at New Orleans (11/26) . . . Caught four passes for 147 yards, including a career-long 89-yard TD catch from Kerry Collins, vs. Atlanta (12/17) . . . That 89-yard TD was the third-longest offensive touchdown in the NFL in 1995 and currently stands as the longest reception in Panthers history . . . Closed out the year with two catches for 21 yards and a score at Washington (12/14).

1994 – Signed with Tampa Bay as a free agent on July 5, 1994, after being released by the Lions on June 5 . . . Played in five contests with no starts . . . Caught nine passes for 150 yards with a long of 28 . . . Was released on October 11.

1993 – Started six of the 16 contests in which he appeared for the Lions . . . Caught 28 passes for 462 yards and a pair of scores . . . Average per catch of 16.5 led the team . . . Reception total was fourth on the club and yardage figure was third . . . Caught three passes for 102 yards vs. Phoenix (9/26) . . . Only reception at Phoenix (12/12) was a 43-yard scoring catch from Erik Kramer in the fourth quarter, and were the deciding points in the Lions' 21-14 victory.

1992 – Played in 15 contests for Detroit, starting 13 of them . . . Finished the season with 33 catches for 586 yards and five touchdowns . . . Was third on the squad in both receptions and receiving yards, and first in receiving scores . . . Five total scores ranked second on the team, trailing only Barry Sanders' total of ten . . . Opened the season with five catches for 114 yards and a touchdown at Chicago (9/6), the first 100-yard receiving game of his career during

the regular season. . . Only reception at Washington in week three (9/20) went for a 67-yard score, marking his third straight game with a touchdown to open the season. . . Grabbed six passes for 115 yards, including a 73-yard touchdown, at Pittsburgh (11/15).

1991 – Emerged as a starter in first NFL season . . . Opened 15 of the 16 games in which he played. . . Finished with 39 receptions for 592 yards and seven touchdowns . . . Reception total was fifth on the club and yardage figure was third . . . Seven receiving scores marked a team-high and were second overall, trailing only Barry Sanders' 17. . . Made NFL debut in a starting role at Washington (9/1) . . . First NFL reception was a 16-yard grab from Erik Kramer in that Redskins game . . . Accounted for first NFL touchdown the following week vs. Green Bay (9/8), when he hauled in a 12-yard scoring pass from Rodney Peete in the Lions' 23-14 victory . . . Caught a season-high seven passes for 73 yards, including a 16-yard TD, vs. Minnesota (10/6) . . . Grabbed four passes for 91 yards, including a 73-yard scoring catch, vs. N.Y. Jets (12/8) . . . Tallied eight receptions for 115 yards and a pair of scores in Divisional playoff win vs. Dallas (1/5/92), marking the first multiple TD game of his career and his initial 100-yard receiving game . . . Had four catches for 54 yards, including an 18-yard TD reception, in NFC Championship game at Washington (1/12/92).

1990 – Spent his entire rookie season on the Lions' injured reserve list with a shoulder injury . . . Eighth-round draft choice (194th overall) of Detroit in 1990.

COLLEGE

Was a four-year letterman at Ole Miss . . . Ranks second on the Rebels' career list in receptions (127) and touchdown receptions (22) . . . Set a school record with a catch in 36 consecutive contests . . . Earned second-team All-Southeastern Conference and honorable mention All-America accolades following his senior season of 1989 when he caught a career-high 41 passes for 826 yards and three touchdowns . . . Led the team as a junior with 38 catches for 648 yards and four scores . . . Amassed a team-best 588 receiving yards as a sophomore . . . Majored in management.

PERSONAL

Married to Dena . . . Couple has five children, Dionte', Dontellis, Kendra, Erin and Willie II . . . Family resides in Shelby, N.C . . . Lettered twice in both football and baseball at Clarke Central High School in Athens, Ga . . . Transferred to Tennessee Military Academy for his senior season, when he posted school records with 92 receptions for 1,875 yards and 17 touchdowns . . . While at Ole Miss, helped found a chapter of the Big Brothers/Big Sisters program . . . Extremely active in community affairs, developed and sponsored an essay contest for fourth-eighth graders through the Charlotte-Mecklenburg (N.C.) Recreation Department, with the student winners receiving tickets to home games . . . Is an avid golfer . . . Is part owner of Deer Brook Golf Club in Shelby, N.C . . . Full name is Willie Aaron Green, born April 2, 1966, in Athens, Ga.

NFL REGULAR SEASON STATISTICS

YEAR	TEAM	G-S	RECEIVING					RUSHING				
			NO.	YDS.	AVG.	LG	TD	ATT.	YDS.	LG	TD	
1990	Detroit		INJURED RESERVE (shoulder)									
1991	Detroit	16-15	39	592	15.2	73t	7	0	0	0	0	
1992	Detroit	15-13	33	586	17.8	73t	5	0	0	0	0	
1993	Detroit	16-6	28	462	16.5	47	2	0	0	0	0	
1994	Tampa Bay	5-0	9	150	16.7	28	0	0	0	0	0	
1995	Carolina	16-7	47	882	18.8	89t	6	0	0	0	0	
1996	Carolina	15-11	46	614	13.3	50	3	1	1	1	0	
1997	Denver	16-1	19	240	12.6	31	2	0	0	0	0	
1998	Denver	16-0	16	194	12.1	50	1	0	0	0	0	
8-YEAR TOTALS			115-53	237	3720	15.7	89t	26	1	1	1	0

NFL PLAYOFF STATISTICS

YEAR	TEAM	G-S	RECEIVING					RUSHING				
			ATT.	YDS.	AVG.	LG	TD	NO.	YDS.	LG	TD	
1991	Detroit	2-2	12	169	14.0	31t	3	0	0	0	0	
1993	Detroit	1-0	2	33	16.5	21	0	0	0	0	0	
1996	Carolina	2-2	10	104	10.4	22	1	0	0	0	0	
1997	Denver	4-0	3	51	17.0	22	0	0	0	0	0	
1998	Denver	3-0	0	0	0.0	-	0	0	0	0	0	
PLAYOFF TOTALS			12-4	27	357	13.2	31t	4	0	0	0	0

SINGLE-GAME HIGHS

Most Receptions:	9	at Atlanta, 10/3/96
	*8	vs. Dallas, 1/5/92
	7	vs. Minnesota, 10/6/92
	7	at Atlanta, 9/3/95
	6	at Pittsburgh, 11/15/92
	6	at St. Louis, 11/12/95
Most Receiving Yards:	157	at St. Louis, 11/12/95
	157	at San Francisco, 12/8/96
	147	vs. Atlanta, 12/17/95
	121	at Atlanta, 9/3/95
	*115	vs. Dallas, 1/5/92
	115	at Pittsburgh, 11/15/92
Longest Receptions:	89t	vs. Atlanta, 12/17/95
	73t	vs. N.Y. Jets, 12/8/91
	73t	at Pittsburgh, 11/15/92
	67t	at Washington, 9/20/92
	60t	at New Orleans, 11/26/95
Most TD Receptions:	*2	vs. Dallas, 1/5/92
	2	at Houston, 11/24/96


*Playoff Game

100-YARD RECEIVING GAMES (9)

DATE	OPPONENT	NO.	YDS.	LG	TD
1/5/92	*vs. Dallas	8	115	31t	2
9/6/92	at Chicago	5	114	44	1
11/15/92	at Pittsburgh	6	115	73t	1
9/26/93	vs. Phoenix	3	102	47	0
9/3/95	at Atlanta	7	121	44t	1
11/12/95	at St. Louis	6	157	46	1
11/26/95	at New Orleans	4	105	60t	1
12/17/95	vs. Atlanta	4	147	89t	1
12/8/96	at San Francisco	7	157	50	1

RECEIVING BREAKDOWN

	1998						CAREER					
	G	NO	YDS	AVG	LG	TD	G	NO	YDS	AVG	LG	TD
Buffalo	-	-	-	-	-	-	3	2	47	23.5	33	0
Indianapolis	-	-	-	-	-	-	3	4	72	18.0	33	1
Miami	1	1	4	4.0	4	0	2	3	33	11.0	26	1
New England	1	0	0	0.0	0	0	4	6	101	16.8	33	1
N.Y. Jets	-	-	-	-	-	-	2	8	128	16.0	73	1
AFC East	2	1	4	4.0	4	0	14	23	381	16.6	73	4
Baltimore	-	-	-	-	-	-	1	5	45	9.0	13	0
Cincinnati	1	1	17	17.0	17	1	3	1	17	17.0	17	1
Cleveland	-	-	-	-	-	-	-	-	-	-	-	-
Jacksonville	1	0	0	0.0	0	0	2	1	6	6.0	6	0
Pittsburgh	-	-	-	-	-	-	3	14	226	16.1	73	1
Tenn./Hous.	-	-	-	-	-	-	2	3	49	16.3	30	2
AFC Central	2	1	17	17.0	17	1	11	24	343	14.3	73	4
Denver	-	-	-	-	-	-	-	-	-	-	-	-
Kansas City	2	2	53	26.5	50	0	4	7	135	19.3	50	0
Oakland	2	2	17	8.5	12	0	4	2	17	8.5	12	0
San Diego	2	1	14	14.0	14	0	4	2	26	13.0	14	0
Seattle	2	2	16	8.0	9	0	5	5	46	9.2	12	1
AFC West	8	7	100	14.3	50	0	17	16	224	14.0	50	1
AFC Total	12	9	121	13.4	50	1	42	63	948	15.0	73	9
Arizona	-	-	-	-	-	-	3	4	145	36.3	47	1
Dallas	1	1	4	4.0	4	0	3	5	61	12.2	26	1
N.Y. Giants	1	6	69	11.5	20	0	2	10	104	10.4	20	0
Philadelphia	1	0	0	0.0	0	0	1	0	0	0.0	0	0
Washington	1	0	0	0.0	0	0	4	4	104	26.0	67	2
NFC East	4	7	73	10.4	20	0	13	23	414	18.0	67	4
Chicago	-	-	-	-	-	-	8	17	306	18.0	44	1
Detroit	-	-	-	-	-	-	1	0	0	0.0	0	0
Green Bay	-	-	-	-	-	-	7	11	134	12.2	19	2
Minnesota	-	-	-	-	-	-	7	15	169	11.3	16	2
Tampa Bay	-	-	-	-	-	-	8	24	384	16.8	46	2
NFC Central	-	-	-	-	-	-	31	67	993	14.8	46	7
Atlanta	-	-	-	-	-	-	6	27	447	16.6	89	3
Carolina	-	-	-	-	-	-	1	0	0	0.0	0	0
New Orleans	-	-	-	-	-	-	7	17	266	15.6	60	1
St. Louis	-	-	-	-	-	-	7	19	289	15.2	46	1
San Francisco	-	-	-	-	-	-	8	21	363	17.3	50	1
NFC West	-	-	-	-	-	-	29	84	1365	16.3	89	6
NFC Total	4	7	73	10.4	20	0	73	174	2772	15.9	89	17
Aug./Sept.	4	1	4	4.0	4	0	33	67	1070	10.7	67	9
October	3	0	0	0.0	0	0	25	39	566	7.0	46	4
November	5	5	51	10.2	17	1	31	72	1056	16.0	73	8
Dec./Jan.	4	10	139	13.9	50	0	26	59	1028	14.8	89	5
Games 1-8	8	2	21	10.5	17	1	60	107	1653	8.6	67	14
Games 9-16	8	14	173	12.4	50	0	55	130	2067	14.0	89	12
Home	8	6	87	14.5	50	0	58	119	1728	14.5	89	9
Road	8	10	107	10.7	20	1	57	118	1992	16.9	73	17
Wins	14	9	121	13.4	50	1	73	131	2014	11.0	89	18
Losses	2	7	73	10.4	20	0	42	106	1706	14.4	73	8
Ties	-	-	-	-	-	-	-	-	-	-	-	-
Grass	13	9	108	12.0	50	0	68	122	1991	12.8	89	11
Turf	3	7	86	17.0	20	1	47	115	1729	14.8	73	15
1st Down	-	-	-	-	-	-	-	-	-	-	-	-
2nd Down	-	-	-	-	-	-	-	-	-	-	-	-
3rd Down	-	-	-	-	-	-	-	-	-	-	-	-
4th Down	-	-	-	-	-	-	-	-	-	-	-	-
1st Half	-	-	-	-	-	-	-	-	-	-	-	-
2nd Half	-	-	-	-	-	-	-	-	-	-	-	-
Overtime	-	-	-	-	-	-	-	-	-	-	-	-



YATIL GREEN

6-2 • 205

Wide Receiver

Born: 11/25/73

College: Miami (Fla.) '98

Acquired: D1, 1997 • Signed Through: 2001

NFL: Third Season • Dolphins: Third Season

#87

PRO CAREER

1998 – Missed the entire season after sustaining a rupture of the anterior cruciate ligament graft in his right knee during a pass route in a training camp practice on August 19 . . . Underwent anterior cruciate ligament revision surgery on August 27 . . . The surgery was performed by team physician Dr. John Uribe at HealthSouth Doctor's Hospital in Coral Gables and involved the installation of an allograft to replace the ruptured ACL graft that originally was repaired on July 19, 1997 . . . Was placed on Injured Reserve on August 24, 1998, and spent the entire year there . . . Underwent arthroscopic surgery on August 2, 1998, to remove a torn portion of the lateral meniscus in his right knee which was detected earlier that day following the Dolphins' intrasquad scrimmage on August 1 at the Orange Bowl . . . The surgery was performed by Dr. Uribe at HealthSouth Doctor's Hospital . . . Missed all four preseason games due to the surgeries.

1997 – Rookie season came to an abrupt end on July 17, 1997, when he sustained a torn anterior cruciate ligament in his right knee during practice . . . Underwent reconstructive surgery on July 19 by Dolphins team physicians Dr. John Uribe and Dr. Dan Kanell at HealthSouth Doctor's Hospital in Coral Gables . . . Was placed on injured reserve on August 18 . . . Underwent arthroscopic surgery on January 14, 1998, for the debridement of scar tissue from his right knee, a procedure performed by Dr. Uribe at HealthSouth Doctor's Hospital in Coral Gables, Fla . . . First-round draft choice (15th overall selection) by Miami in 1997 . . . Was the second wide receiver taken in the draft, behind Ike Hilliard of the New York Giants.

COLLEGE


Was a three-year letterman and two-year starter for the Hurricanes . . . Finished his career with 82 receptions for 1,397 yards and nine touchdowns . . . Left school with one year of eligibility still remaining . . . Appeared in nine contests as a junior and was a second-team All-Big East choice . . . Led team with 44 catches for 746 yards and four touchdowns . . . Caught eight passes for 157 yards and two touchdowns against Florida State . . . Hauled in a career-high nine passes for 152 yards against Virginia Tech . . . Accounted for a 70-yard scoring reception against Virginia in the CarQuest Bowl . . . Played in 11 games with 10 starts his sophomore season . . . Caught 25 passes for 476 yards and a pair of touchdowns . . . Grabbed eight passes for a career-best 171 yards against Virginia Tech . . . Appeared in nine games as a redshirt freshman in 1994 and had 15 receptions for 252 yards and four scores . . . Caught four passes for 73 yards, including a 51-yard TD catch, in his first collegiate game, against Washington . . . Majored in liberal arts.

PERSONAL

Single, resides in Miami . . . Has a daughter, Jazmen (6/20/95) . . . Earned two letters in football and one in basketball at Columbia High School in Lake City, Florida . . . Finished his prep career with 67 catches for 1,275 yards and nine touchdowns, and 250 rushing yards . . . Also put together a 15-yard average on punt returns . . . Named a Blue Chip Illustrated All-Southeast region pick and a second-team all-state selection as a senior . . . Enjoys playing basketball, reading, listening to music and watching television in spare time . . . Lists "The Color Purple" as favorite movie, "SportsCenter" as favorite television show, "The Autobiography of Malcolm X" as favorite book, and Tupac Shakur as favorite recording artist . . . Full name is Yatil Devon Green, born November 25, 1973 in Gainesville, Fla.

NFL REGULAR SEASON STATISTICS

YEAR	TEAM	G-S	RECEIVING				RUSHING					
			NO.	YDS.	AVG.	LG.	TD.	ATT.	YDS.	LG.	TD.	
1997	Miami											
1998	Miami											



ANTHONY HARRIS

6-1 • 240

Linebacker

Born: 1/25/73

College: Auburn '96

Acquired: FA, 1996 • Signed Through: 2000

NFL: Fourth Season • Dolphins: Fourth Season

#51

PRO CAREER

1998 – Played in five regular season games, all in a reserve role . . . Saw action in four of the last five games, in addition to both playoff contests . . . Registered four stops on special teams during the course of the regular season . . . Sustained a sprained left knee during a training camp practice on August 10 and missed each of the final three preseason games as a result of the injury . . .

PLAYOFFS: Saw action as a reserve in both playoff games following the 1998 season. . . Did not post any stats . . . Has appeared in three playoff games in his career, starting one of them . . . Has registered four tackles.

1997 – Started all 16 games, 14 at left outside linebacker and two on the right side . . . Was one of six Dolphins defenders, and the only linebacker to start all 16 games . . . Concluded the season with 76 tackles (57 solo), a sack for four yards lost and a pass defended . . . Tackle figure placed him sixth on the squad . . . Tallied double-digit tackle totals twice during the course of the year . . . Made his biggest play of the season vs. Kansas City (10/5), when he had four tackles and a pass defended . . . Final tackle of the game came on fourth-and-three with the Chiefs at the Dolphins' 39-yard line and 1:45 left, when he stopped Marcus Allen in the open field short of the first down marker following a one-yard reception, securing the Dolphins' 17-14 victory . . . Established a career-high with ten tackles vs. Chicago (10/27) . . . Matched that figure vs. Buffalo (11/17), when that total ranked second on the team . . . Also came up with the first sack of his career in the Bills game . . . Posted six stops the following week at New England (11/23) . . . Started at left outside linebacker in First-Round Playoff game at New England (12/28) and registered four tackles.

1996 – Played in seven games with three starts at right outside linebacker as a rookie . . . Was inactive for nine contests . . . Made club as an undrafted rookie free agent after signing on April 25, 1996 . . . Finished with 26 tackles (21 solo), a fumble recovery, a pass defended and two special teams tackles . . . Was inactive for season opener against New England (9/1) . . . Made NFL debut at Arizona (9/8) . . . Saw first extended action at Oakland (12/1) and answered with six tackles . . . Earned first career start against N.Y. Giants (12/8), and responded with a season-high nine tackles . . . Was second on the club with seven tackles in season finale at N.Y. Jets (12/22).

COLLEGE

Four-year letterman and three-year starter at Auburn . . . Posted career figures of 400 total tackles, including 20 for loss, and 14 sacks . . . Tackle total ranks fourth in Auburn annals

... Turned in double-digit tackle figures in 18 of his final 24 collegiate appearances ... Started every game at strongside linebacker each of his final three years ... Had best season as a sophomore with 123 tackles, including 17 for loss, and career-high seven sacks ... Was an SEC All-Freshman selection when he started two of the 11 games in which he played, and tallied 67 tackles ... Majored in marketing.

PERSONAL


Single, resides in Pembroke Pines, Fla ... Attended Westwood High School in Fort Pierce, Fla., where he played inside and outside linebacker, defensive end and tight end ... Also earned letters in basketball and track ... Lists "Friday" as favorite movie and "Martin" as favorite television show ... Full name is Anthony Jerrod Harris, born January 25, 1973, in Fort Pierce, Fla.

NFL REGULAR SEASON STATISTICS									
YEAR	TEAM	G-S	TACK.	ASST.	TOTAL	FUM. REC.	FOR. FUM.	QB SACK	YDS LOST
1996	Miami	7-3	21	5	26	1	0	0	0.0
1997	Miami	16-16	57	19	76	0	0	1	4.0
1998	Miami	5-0	0	0	0	0	0	0	0.0
3-YEAR TOTALS		28-19	78	24	102	1	0	1	4.0

NFL PLAYOFF STATISTICS									
YEAR	TEAM	G-S	TACK.	ASST.	TOTAL	FUM. REC.	FOR. FUM.	QB SACK	YDS LOST
1997	Miami	1-1	4	0	4	0	0	0	0.0
1998	Miami	2-0	0	0	0	0	0	0	0.0
PLAYOFF TOTALS		3-1	4	0	4	0	0	0	0.0

ADDITIONAL STATS

Special Teams Tackles: 2 in 1996, 4 in 1998 for total of 6
Passes Defensed: 1 in 1996, 1 in 1997 for total of 2



RAY HILL

6-0 • 195

Cornerback

Born: 8/7/75

College: Michigan State '98

Acquired: Wai (Buff.), 1998 • Signed Through: 1999

NFL: Second Season • Dolphins: Second Season

#28

PRO CAREER

1998 – Was awarded to Miami off waivers from Buffalo on November 19 ... With the Dolphins, played in two games, both in a reserve role ... Was inactive for three others ... Did not post any stats ... Overall, with the Dolphins and Bills, saw action in six games, all as a reserve ... Totaled three special teams tackles, all with the Bills ... Originally signed with Buffalo as an undrafted rookie free agent for 1998.

PLAYOFFS: Saw action in a reserve role in both of the Dolphins' playoff games following the 1998 season ... Did not post any stats.

COLLEGE

Was a four-year letterman at Michigan State (1994-97) . . . Finished his Spartan career by starting each of his final 35 games . . . Tallied 115 tackles and six interceptions during his four-year career . . . Was a second-team All-Big Ten choice following his senior season when he opened all 12 contests at right cornerback and amassed 65 tackles and four interceptions . . . Majored in criminal justice.

PERSONAL

Single, splits residences between Davie, Fla. and Detroit, Mich . . . Prepped at Chadsey High School in Detroit, Mich, where he was a four-year starter on the varsity squad . . . Recorded 63 tackles and 11 pass breakups as a senior . . . Coming out of high school, was ranked as the nation's No. 8 cornerback and the Midwest's No. 34 prospect overall by *Tom Lemming's Prep Football Report* . . . Brother, Renaldo, currently is in his junior season as a cornerback at Michigan State . . . Assisted in building a house in Little Haiti for Habitat for Humanity this past offseason . . . Born August 7, 1975 in Detroit, Mich.

NFL REGULAR SEASON STATISTICS


YEAR	TEAM	G-S	TACK	ASST	TOTAL	FUM. REC.	INT.	YDS.	LG	TD
1998	Buffalo	4-0	0	0	0	0	0	0	0	0
	Miami	2-0	0	0	0	0	0	0	0	0

NFL PLAYOFF STATISTICS

YEAR	TEAM	G-S	TACK	ASST	TOTAL	FUM. REC.	INT.	YDS.	LG	TD
1998	Miami	2-0	0	0	0	0	0	0	0	0

ADDITIONAL STATS

Special Teams Tackles: (Buffalo): 3 in 1998



DWIGHT HOLLIER

6-2 • 242

Linebacker

Born: 4/21/69

College: North Carolina '92

Acquired: D4, 1992 • Signed Through: 1999

NFL: Eighth Season • Dolphins: Eighth Season

#50

PRO CAREER

1998 – Played in all 16 regular season games and both playoff contests, all in a reserve role . . . Registered one tackle on defense . . . On special teams, tallied 20 tackles and a fumble recovery . . . Special teams tackle total ranked fourth on the squad . . . Earned game balls on special teams for his performances in victories vs. Buffalo (9/13), vs. St. Louis (10/18) and at Oakland (12/6), when he recovered a fumble on kickoff coverage . . . Added a season-high three special teams tackles vs. N.Y. Jets (12/13) . . .

PLAYOFFS: Saw action as a reserve in both playoff games following the 1998 season . . . Recorded two tackles on defense and one on special teams . . . Has started three of the six postseason games in which he has played during his career . . . Has recorded 26 total tackles.

1997 – Appeared in all 16 regular season contests with three starts . . . Finished with 53 tackles (32 solo) and four passes defended . . . Ranked fourth on the club with 17 special teams tackles . . . Started season opener vs. Indianapolis (8/31) at middle linebacker in place of an injured Zach Thomas (fibula) and responded with five tackles . . . Had six tackles at Tampa Bay (9/21) and vs. Chicago (10/27) . . . Also established a season-high with four special teams tackles in the Bears game . . . Added two special teams stops vs. N.Y. Jets (11/9) . . . Started at left outside linebacker in place of an injured Derrick Rodgers (knee) vs. Buffalo (11/17) and at New England (11/23) . . . Came up with six tackles in the Bills game and a season-high eight against the Patriots when he tied for the team lead . . . Matched a season-best with four special teams tackles vs. Detroit (12/7) . . . Started at right outside linebacker in First-Round Playoff game at New England (12/28) and recorded five tackles.

1996 – Played in all 16 games with 15 starts at left outside linebacker . . . Finished fourth on team with 82 tackles (64 solo), one sack, an interception, a forced fumble and a pass defended . . . Posted four tackles and an interception against Seattle (10/6) . . . Turned in nine-tackle effort at Buffalo (10/13) . . . Had eight tackles and a forced fumble against Dallas (10/27) . . . Did not start at Houston (11/17) as Dolphins opened with five defensive backs . . . Registered nine tackles, including his second career sack (first since rookie season of 1992), at Oakland (12/1) . . . Posted season-high ten stops against N.Y. Giants (12/8) . . . Led Dolphins with eight tackles against Buffalo (12/16).

1995 – Played in all 16 regular season games with 14 starts and saw action in one playoff contest . . . Finished with 78 tackles (64 solo), one fumble recovery and two passes defended . . . Had eight tackles at New England (9/10) . . . Tied for team lead with nine tackles at Cincinnati (10/1) . . . Posted seven tackles and one fumble recovery at New Orleans (10/15) . . . Registered eight tackles at San Diego (11/5) . . . Recorded nine tackles against San Francisco (11/20) . . . Saw reserve action against Atlanta (12/3) . . . Finished second on Dolphins with nine tackles and one pass defended against Kansas City (12/11) . . . Had reserve role at Buffalo (12/17) . . . Came off bench in AFC First-Round Playoff game at Buffalo (12/30) and had one tackle.

1994 – Played in 11 regular season games with seven starts . . . Finished with 60 tackles (44 solo), one interception and two passes defended . . . Led team in tackles twice during season . . . Suffered sprained left knee in preseason contest against Tampa Bay (8/20) and was inactive for first three games of regular season . . . Dressed but did not play in back-to-back games, at Minnesota (9/25) and at Cincinnati (10/2), while continuing to recover from knee injury . . . Saw first action of season in reserve role at Buffalo (10/9) . . . Made first start of season, against Chicago (11/13) at outside linebacker, and posted ten tackles . . . Had team-high 12 tackles at Pittsburgh (11/20) . . . Posted 11 tackles and one pass defended at N.Y. Jets (11/27) . . . Recorded nine tackles against Buffalo (12/4) . . . Led team with 12 tackles at Indianapolis (12/18) . . . Had two tackles and first career NFL interception, against Detroit (12/25) . . . Was inactive for both playoff contests with left knee injury.

1993 – Played in 16 games with ten starts . . . Saw action at both middle and outside linebacker . . . Finished third on team with 94 tackles (70 solo) . . . Added a fumble recovery and five passes defended . . . Had 11 games with five or more tackles . . . Led team in tackles three times . . . Recorded five tackles in reserve role at Buffalo (9/26) . . . Started ten consecutive games (from October 24 against Indianapolis through December 27 at San Diego) at both middle linebacker in place of an injured John Offerdahl and at outside linebacker in place of an injured John Grimsley . . . During his ten starts he posted 77 tackles for an average of 7.7 tackles per game . . . Posted six tackles in first start of season, against Indianapolis (10/24) . . . Registered seven tackles and a pass defended at N.Y. Jets (11/7) . . . Tied for team-lead with ten stops at Dallas (11/25) . . . Recorded eight tackles against N.Y. Giants (12/5) . . . Finished with nine tackles against Pittsburgh (12/13) . . . Posted season-high 13 tackles against Buffalo (12/19) . . . Led team with eight tackles at San Diego (12/27).

1992 – Played in all 16 games with five starts in regular season and started both playoff contests . . . Finished with 40 tackles (30 solo), one sack and was second on team with 11 special teams tackles . . . Made first start of NFL career, at Buffalo (10/4), and had five tackles . . . Saw reserve action for next seven games of season . . . Started four of last five games of season in place of an injured John Offerdahl . . . Had six tackles in starting role at New Orleans (11/29) . . . Returned to reserve role but saw considerable action at San Francisco (12/6) and led team with nine tackles . . . Started final three regular season games . . . Closed regular season at New England (12/27) with a season-high 11 tackles and a sack of Patriots

quarterback Jeff Carlson ... Started both playoff games ... Led team with 18 tackles (15 solo) and added a fumble recovery ... Had seven tackles and a fumble recovery vs. San Diego in AFC Divisional Playoff game (1/10/93) ... Recorded 11 tackles in AFC Championship game vs. Buffalo (1/17/93) ... Fourth-round draft choice (97th overall) of Miami in 1992.

COLLEGE

Four-year starter at North Carolina ... Named honorable mention All-America as a senior ... Served as team captain as both a senior and a junior ... Became fourth player in UNC history, and first since 1915, to be named captain in successive seasons ... Missed team's first four games as senior with broken foot ... Suffered foot injury while riding a golf cart during summer job at a car dealership in Chapel Hill, N.C. ... His foot was barely off side of cart as it turned down a narrow alley and his foot got lodged between the cart and the wall of the garage ... Returned from the injury to finish the season with 71 tackles (37 solo) and a pass defended ... Named honorable mention All-America as a junior ... Only defensive player to earn first-team All-Atlantic Coast Conference honors and Academic All-ACC recognition ... Served as team captain ... Registered 155 tackles (87 solo), four sacks, three fumble recoveries and two forced fumbles ... Had at least 10 tackles in nine games, including three 20-tackle efforts ... Named second-team All-ACC and first-team Academic All-ACC as a sophomore ... Led conference with 159 tackles (96 solo), three sacks a forced fumble and a fumble recovery ... Led team with 117 tackles (70 solo), three forced fumbles and a fumble recovery as a redshirt freshman ... Missed six weeks of practice after having left knee placed in a cast due to a ligament sprain ... Won starting job at inside linebacker after an impressive performance in spring drills ... Holds B.S. in speech communications and psychology.

PERSONAL

Married to Chandra (3/22/97), couple resides in Coral Springs, Fla. ... He has a son, Deandre ... Working on master's degree in mental health counseling during offseason at Nova Southeastern University ... Named All-America selection at Kecoughtan High School in Hampton, Va. ... Selected as one of the top 25 players in nation as a senior ... Also lettered in track ... Enjoys bowling, cooking and playing pinball ... Lists "Enter the Dragon" as favorite movie and jazz as favorite music ... Has participated in events for Cystic Fibrosis Foundation ... Full name is Dwight Leon Hollier, Jr., born April 21, 1969, in Hampton, Va.

NFL REGULAR SEASON STATISTICS


YEAR	TEAM	G-S	TACK.	ASST.	TOTAL	FUM. REC.	FOR. FUM.	QB SACK	YDS LOST
1992	Miami	16-5	30	10	40	0	0	1	3.0
1993	Miami	16-10	70	24	94	1	0	0	0.0
1994	Miami	11-7	44	16	60	0	0	0	0.0
1995	Miami	16-14	64	14	78	1	0	0	0.0
1996	Miami	16-15	64	18	82	0	1	1	6.0
1997	Miami	16-3	32	21	53	0	0	0	0.0
1998	Miami	16-0	1	0	1	1	0	0	0.0
7-YEAR TOTALS		107-54	305	103	408	3	1	2	9.0

NFL PLAYOFF STATISTICS

YEAR	TEAM	G-S	TACK.	ASST.	TOTAL	FUM. REC.	FOR. FUM.	QB SACK	YDS LOST
1992	Miami	2-2	15	3	18	1	0	0	0.0
1995	Miami	1-0	1	0	1	0	0	0	0.0
1997	Miami	1-1	2	3	5	0	0	0	0.0
1998	Miami	2-0	1	1	2	0	0	0	0.0
PLAYOFF TOTALS		6-3	19	7	26	1	0	0	0.0

ADDITIONAL STATS

Interceptions: 1 for 36 in 1994; 1 for 11 in 1996 for total of 2 for 47, 23.5 avg., long 36
Special Teams Tackles: 11 in 1992, 2 in 1993, 1 in 1995, 17 in 1997, 20 in 1998 for total of 51 (P-1)
Passes Defensed: 5 in 1993, 2 in 1994, 2 in 1995, 1 in 1996, 4 in 1997 for total of 14



DAMON HUARD

6-3 • 215

Quarterback

Born: 7/9/73

College: Washington '96

Acquired: FA, 1997 • Signed Through: 1999

NFL: Third Season • Dolphins: Third Season

#11

PRO CAREER

1998 – Played in a reserve role in two contests . . . Was designated as the third quarterback for eight contests . . . Completed six of nine passes for 85 yards with no touchdowns and an interception on the year . . . Relieved Dan Marino in the fourth quarter at N.Y. Jets (10/4), marking the initial regular season action of his NFL career . . . Connected on two of three passes for 21 yards in that game . . . First NFL pass was a 15-yard completion to TE Ed Perry . . . Came in for Dan Marino in the fourth quarter of season finale at Atlanta (12/27) and completed four of six passes for 64 yards with no touchdowns and an interception . . . Connected with Oronde Gadsden for a 24-yard completion, the longest of his career . . . Played with Frankfurt of NFL Europe in the Spring of '98 . . . Started all ten regular season games for the Galaxy and completed 159 of 290 passes (54.8%) for 1,857 yards with 12 touchdowns, seven interceptions and a rating of 78.2 . . . Also rushed for 65 yards and a touchdown on 28 attempts . . . Completion percentage led the league, yardage total and rating were third and 12 TD passes ranked fourth . . . Led club to a 7-3 record and a berth in World Bowl '98 . . . Missed the championship game, however, with a sprained AC joint in his right shoulder sustained in the first quarter of the season finale at the Rhein Fire . . .

PLAYOFFS: Saw action in a reserve role in one of the Dolphins' two playoff games following the 1998 season . . . Entered Divisional contest at Denver (1/9/99) as the third quarterback in the fourth quarter, the first postseason action of his NFL career . . . Did not attempt any passes, rushed twice for minus-two yards.

1997 – Began the year on the Dolphins' practice squad where he spent one game . . . Signed to the 53-man roster on September 6 . . . Was designated as the third quarterback for the remaining 15 regular season games as well as the First-Round Playoff contest at New England (12/28) . . . Signed with the Dolphins as a free agent on April 24, 1997.

1996 – Went to camp with Cincinnati as an undrafted free agent . . . Was released prior to the regular season.

COLLEGE

Was a four-year letterman and three-year starter at Washington . . . Concluded his career as the Huskies' all-time passing leader with 5,692 yards . . . In his career, connected on 458 of 744 passes (61.6%) for 5,692 yards with 34 touchdowns and 28 interceptions . . . Completed 184 of 267 passes (64.1%) for 2,415 yards with 11 touchdowns and six interceptions his senior season of 1995 . . . His yardage total ranks as the second-most in school history . . . Was named ABC Sports Player of the Game in Washington's victory over Miami (Fla.) to end the Hurricanes' NCAA-record 58-game home winning streak . . . Redshirted as a freshman in 1991 . . . Majored in business.

PERSONAL

Married to Julie, couple resides in Plantation . . . Attended Puyallup (Wash.) High School . . . Earned letters in football and basketball . . . Named All-America performer at quarterback while also leading the state with a 24.6 point per game mark as a junior on the basketball team . . . Played tight end as a sophomore before being converted to quarterback . . . As a senior, was an all-state pick and the Gatorade State Player of the Year . . . Was a National Football Foundation & Hall of Fame Scholarship Athlete . . . Assisted in building two houses for Habitat

for Humanity in South Miami during 1997 bye weekend . . . Has participated in events benefiting the Cystic Fibrosis Foundation . . . Brother, Brock, is a quarterback who also played at the University of Washington and was a third round draft choice of the Seattle Seahawks in this year's NFL Draft . . . Has another brother, Luke, who is in his sophomore year as a quarterback at the University of North Carolina . . . Born July 9, 1973 in Yakima, Wash.

NFL REGULAR SEASON STATISTICS											
YEAR	TEAM	G-S	ATT	COMP	YDS.	PCT.	TD	INT.	LG	TKLD.	RATE
1997	Miami	0-0	0	0	0	0.0	0	0	0	0/0	--
1998	Miami	2-0	9	6	85	66.7	0	1	24	1/9	57.4
2-YEAR TOTALS		2-0	9	6	85	66.7	0	1	24	1/9	57.4

NFL PLAYOFF STATISTICS											
YEAR	TEAM	G-S	ATT	COMP	YDS.	PCT.	TD	INT.	LG	TKLD.	RATE
1998	Miami	1-0	0	0	0	0.0	0	0	0	0/0	--

ADDITIONAL STATS

Rushing: (P-2 for -2 yards, -1.0 avg., long -1)

1998 GAME-BY-GAME PASSING

DATE	OPPONENT	ATT.	CMP.	YDS.	PCT.	TD	INT.	LG	TKLD.	W/L	SCORE
10/4	at N.Y. Jets	3	2	21	66.7	0	1	15	0/0	L	9-20
12/27	at Atlanta	6	4	64	66.7	0	0	24	1/9	L	16-38
*1/9	at Denver	0	0	0	0.0	0	0	0	0/0	L	3-35

SINGLE-GAME HIGHS

Pass Attempts: 6 at Atlanta, 12/27/98
 3 at N.Y. Jets, 10/4/98
 Pass Completions: 4 at Atlanta, 12/27/98
 2 at N.Y. Jets, 10/4/98
 Yards Passing: 64 at Atlanta, 12/27/98
 21 at N.Y. Jets, 10/4/98
 TD Passes: None
 Interceptions: 1 at N.Y. Jets, 10/4/98
 Completion Percentage: 66.7 at N.Y. Jets, 10/4/98
 66.7 at Atlanta, 12/27/98
 Long Passes: 24 at Atlanta, 12/27/98
 18 at Atlanta, 12/27/98
 15 at N.Y. Jets, 10/4/98
 Times Sacked: 1 at Atlanta, 12/27/98
 Rushing Yards: *-2 at Denver, 1/9/99
 Rushing Attempts: 2 at Denver, 1/9/99
 Long Run: -1 at Denver, 1/9/99
 Rushing Touchdowns: None

* Playoff Game

PASSING BREAKDOWN

	1998									CAREER							
	G	ATT	CMP	YDS	PCT	TD	INT	LG		G	ATT	CMP	YDS	PCT	TD	INT	LG
Buffalo	-	-	-	-	-	-	-	-	-	-	-	-	-	-	-	-	-
Indianapolis	-	-	-	-	-	-	-	-	-	-	-	-	-	-	-	-	-
Miami	-	-	-	-	-	-	-	-	-	-	-	-	-	-	-	-	-
New England	-	-	-	-	-	-	-	-	-	-	-	-	-	-	-	-	-
N.Y. Jets	1	3	2	21	66.7	0	1	15		1	3	2	21	66.7	0	1	15
AFC East	1	3	2	21	66.7	0	1	15		1	3	2	21	66.7	0	1	15


PASSING BREAKDOWN

	1998								CAREER							
	G	ATT	CMP	YDS	PCT	TD	INT	LG	G	ATT	CMP	YDS	PCT	TD	INT	LG
Baltimore	-	-	-	-	-	-	-	-	-	-	-	-	-	-	-	-
Cincinnati	-	-	-	-	-	-	-	-	-	-	-	-	-	-	-	-
Cleveland	-	-	-	-	-	-	-	-	-	-	-	-	-	-	-	-
Jacksonville	-	-	-	-	-	-	-	-	-	-	-	-	-	-	-	-
Pittsburgh	-	-	-	-	-	-	-	-	-	-	-	-	-	-	-	-
Tennessee	-	-	-	-	-	-	-	-	-	-	-	-	-	-	-	-
AFC Central	-	-	-	-	-	-	-	-	-	-	-	-	-	-	-	-
Denver	-	-	-	-	-	-	-	-	-	-	-	-	-	-	-	-
Kansas City	-	-	-	-	-	-	-	-	-	-	-	-	-	-	-	-
Oakland	-	-	-	-	-	-	-	-	-	-	-	-	-	-	-	-
San Diego	-	-	-	-	-	-	-	-	-	-	-	-	-	-	-	-
Seattle	-	-	-	-	-	-	-	-	-	-	-	-	-	-	-	-
AFC West	-	-	-	-	-	-	-	-	-	-	-	-	-	-	-	-
AFC TOTAL	1	3	2	21	66.7	0	1	15	1	3	2	21	66.7	0	1	15
Arizona	-	-	-	-	-	-	-	-	-	-	-	-	-	-	-	-
Dallas	-	-	-	-	-	-	-	-	-	-	-	-	-	-	-	-
N.Y. Giants	-	-	-	-	-	-	-	-	-	-	-	-	-	-	-	-
Philadelphia	-	-	-	-	-	-	-	-	-	-	-	-	-	-	-	-
Washington	-	-	-	-	-	-	-	-	-	-	-	-	-	-	-	-
NFC East	-	-	-	-	-	-	-	-	-	-	-	-	-	-	-	-
Chicago	-	-	-	-	-	-	-	-	-	-	-	-	-	-	-	-
Detroit	-	-	-	-	-	-	-	-	-	-	-	-	-	-	-	-
Green Bay	-	-	-	-	-	-	-	-	-	-	-	-	-	-	-	-
Minnesota	-	-	-	-	-	-	-	-	-	-	-	-	-	-	-	-
Tampa Bay	-	-	-	-	-	-	-	-	-	-	-	-	-	-	-	-
NFC Central	-	-	-	-	-	-	-	-	-	-	-	-	-	-	-	-
Atlanta	1	6	4	64	66.7	0	0	24	1	6	4	64	66.7	0	0	24
Carolina	-	-	-	-	-	-	-	-	-	-	-	-	-	-	-	-
New Orleans	-	-	-	-	-	-	-	-	-	-	-	-	-	-	-	-
Saint Louis	-	-	-	-	-	-	-	-	-	-	-	-	-	-	-	-
San Francisco	-	-	-	-	-	-	-	-	-	-	-	-	-	-	-	-
NFC West	1	6	4	64	66.7	0	0	24	1	6	4	64	66.7	0	0	24
NFC TOTAL	1	6	4	64	66.7	0	0	24	1	6	4	64	66.7	0	0	24
Aug./Sept.	-	-	-	-	-	-	-	-	-	-	-	-	-	-	-	-
October	1	3	2	21	66.7	0	1	15	1	3	2	21	66.7	0	1	15
November	-	-	-	-	-	-	-	-	-	-	-	-	-	-	-	-
Dec./Jan.	1	6	4	64	66.7	0	0	24	1	6	4	64	66.7	0	0	24
Games 1-8	1	3	2	21	66.7	0	1	15	1	3	2	21	66.7	0	1	15
Games 9-16	1	6	4	64	66.7	0	0	24	1	6	4	64	66.7	0	0	24
Home	-	-	-	-	-	-	-	-	-	-	-	-	-	-	-	-
Road	2	9	6	85	66.7	0	1	24	2	9	6	85	66.7	0	1	24
Wins	-	-	-	-	-	-	-	-	-	-	-	-	-	-	-	-
Losses	2	9	6	85	66.7	0	1	24	2	9	6	85	66.7	0	1	24
Ties	-	-	-	-	-	-	-	-	-	-	-	-	-	-	-	-
Grass	-	-	-	-	-	-	-	-	-	-	-	-	-	-	-	-
Turf	2	9	6	85	66.7	0	1	24	2	9	6	85	66.7	0	1	24
1st Down	2	4	2	21	50.0	0	0	15	2	4	2	21	50.0	0	0	15
2nd Down	2	4	3	40	75.0	0	1	18	2	4	3	40	75.0	0	1	18
3rd Down	2	1	1	24	100.0	0	0	24	2	1	1	24	100.0	0	0	24
4th Down	2	0	0	0	0.0	0	0	0	2	0	0	0	0.0	0	0	0
1st Half	-	-	-	-	-	-	-	-	-	-	-	-	-	-	-	-
2nd Half	2	9	6	85	66.7	0	1	24	2	9	6	85	66.7	0	1	24
Overtime	-	-	-	-	-	-	-	-	-	-	-	-	-	-	-	-



DOLPHIN FACT

In the 1984 season, the Dolphins established a number of NFL season records, including most yards gained (6,936), most yards gained by passing (5,018), most first downs (387), most touchdowns (70), most passing touchdowns (49) and most PAT's (68).



LARRY IZZO

5-10 • 228

Linebacker

Born: 9/26/74

College: Rice '96

Acquired: FA, 1996 • Signed Through: 2000

NFL: Fourth Season • Dolphins: Fourth Season

#53

PRO CAREER

1998 – Appeared in 13 regular season games, all in a reserve role . . . Was inactive for each of the final three regular season games and both playoff contests with a right knee injury . . . Finished the year ranked fourth on the team with 21 special teams tackles . . . Registered a special teams tackle in the season-opener at Indianapolis (9/6) and was awarded a special teams game ball . . . Had a season-high three special teams tackles at N.Y. Jets (10/4) . . . Tallied a pair of stops the following week in a Monday night game at Jacksonville (10/12) . . . Had a pair of stops the week afterwards, in a victory vs. St. Louis (10/18), when he also received a game ball on special teams . . . Recorded three special teams tackles vs. Indianapolis (11/8) . . . Came up with a pair of tackles in successive weeks, at New England (11/23) and vs. New Orleans (11/29) . . . Sustained an injury to his right knee in week 13 at Oakland (12/6) . . . Underwent surgery on December 7 to repair a torn portion of the lateral meniscus in his right knee . . . The surgery was performed by team physician Dr. John Uribe at HealthSouth Doctor's Hospital in Coral Gables . . . The surgery forced him to miss each of the final three regular season games and both playoff matchups.

1997 – Spent the entire season on injured reserve . . . Sustained a torn left Achilles' tendon during a training camp practice on July 18 . . . Underwent surgery on July 19, one that was performed by Dolphins team physicians Dr. John Uribe and Dr. Dan Kanell at HealthSouth Doctor's Hospital in Coral Gables . . . Was placed on Injured Reserve on August 18 . . . Underwent subsequent surgery by Dr. Uribe on September 6 at HealthSouth Doctor's Hospital to repair a left Achilles' tendon rupture, in addition to a right ankle arthroscopy and debridement.

1996 – Played in all 16 games as a rookie . . . Made club as an undrafted rookie free agent . . . Finished second on team in special teams tackles with ten . . . Also had one tackle on defense . . . Voted as the special teams alternate for the AFC Pro Bowl squad . . . Selected as special teams player on Football Digest's All-Pro First Team . . . Chosen as special teamer on the Pro Football Weekly/PFWA All-Rookie team . . . Blocked a Jeff Feagles punt at Arizona (9/8), the first blocked punt by a Dolphin since Darrell Malone had one on January 2, 1994 at New England . . . Deflected punts against Seattle (10/6) and against Indianapolis (11/10) . . . Ran for 26 yards and a first down on fake punt at Houston (11/17).

COLLEGE

Four-year letterman and three-year starter at Rice . . . Finished ranked fourth on the school's all-time chart with 301 career tackles and set a school mark with 46 tackles for loss . . . Was a consensus All-Southwest Conference pick his senior season when he served as team captain and registered 121 tackles . . . As a senior, won the George Martin Award as the team's MVP, and won the Jess Neely Defense Award as the team's top linebacker . . . Posted a career-high three sacks in 1994 . . . Started one game as a freshman . . . Majored in managerial studies.

PERSONAL

Single, resides in Plantation, Fla . . . Prepped at McCullough High School in Houston, where he earned two letters as a starting safety and running back . . . Earned first-team All-District 15-5A honors at safety his junior year, and first-team All-District accolades on both offense and defense as a senior . . . Was a finalist for the Touchdown Club of Houston defensive player of the year award as a senior after tallying 131 tackles, two interceptions and four forced fumbles

... Also rushed for 1,081 yards, caught 14 passes for 109 yards, and returned ten kickoffs for 224 yards as he was the recipient of the Houston Chronicle two-way player of the year award ... Also lettered two years in baseball ... Enjoys golf, water skiing, tennis and skiing ... Has worked with Special Olympics and the Cystic Fibrosis Foundation ... Helped the Daily Bread Food Bank with food distribution at a shelter in Ft. Lauderdale ... Assisted in building a house in Little Haiti for Habitat for Humanity during the 1999 offseason ... Lists "Vacation" as favorite movie, "Seinfeld" as favorite television show, "Without Remorse" as favorite book and Pearl Jam as favorite musical group ... Was the Dolphins' recipient of the Ed Block Courage Award for 1998 ... Full name is Lawrence Alexander Izzo, born September 26, 1974 in Fort Belvoir, Va.


NFL REGULAR SEASON STATISTICS									
YEAR	TEAM	G-S	TACK.	ASST.	TOTAL	FUM. REC.	FOR. FUM.	QB SACK	YDS LOST
1996	Miami	16-0	1	0	1	0	0	0	0.0
1997	Miami	INJURED RESERVE							
1998	Miami	13-0	0	0	0	0	0	0	0.0
3-YEAR TOTALS		29-0	1	0	1	0	0	0	0.0

ADDITIONAL STATS

Special Teams Tackles: 10 in 1996, 21 in 1998 for total of 31

Blocked Punts: 1 in 1996

Rushing: 1 for 26 yards in 1996



CALVIN JACKSON

5-9 • 195

Safety

Born: 10/28/72

College: Auburn '96

Acquired: FA, 1994 • Signed Through: 1999

NFL: Fifth Season • Dolphins: Fifth Season

#38

PRO CAREER

1998 – Began the year as a reserve, but moved into the starting lineup at strong safety following the season-ending knee injury to Shawn Wooden on the opening kickoff in week two vs. Buffalo (9/13) ... Started 15 of 16 regular season games and both playoff contests at strong safety ... Finished with 56 tackles (40 solo), a sack and two passes defended during the regular season ... Tackle total tied for fifth on the team ... Only tackle in season-opener at Indianapolis (9/6) was a 10-yard sack of Colts QB Peyton Manning ... Recorded four tackles and a pass defended at N.Y. Jets (10/4) ... Tied for team-lead with a season-high nine stops vs. Indianapolis (11/8) ... Registered seven stops at New England (11/23) ... Tallied six tackles in season finale at Atlanta (12/27) ...

PLAYOFFS: Started both playoff games following the 1998 season and totaled six tackles and a pass defended ... In his career, has opened all four postseason games in which he has appeared ... Has posted 16 tackles and a pass defended.

1997 – Started all 16 regular season games, one of six Dolphins defenders to achieve that feat and one of only two defensive backs ... Finished with a career-high 78 total tackles (69 solo), which ranked fifth on the team ... Added a half-sack and six passes defended ... Opened 12 games at cornerback and four at free safety ... Started each of the first 11 contests at right cornerback before being moved to free safety, where he opened four of the last five games ... In season opener vs. Indianapolis (8/31), registered seven tackles and a pass defended ... Was second on the squad with eight tackles and a pass defended at Baltimore (10/19) ... Tallied eight stops and a pass defended vs. Chicago (10/27) ... Tied for team lead

with a season-high nine tackles at Buffalo (11/2) . . . Made starting debut at free safety at New England (11/23) and recorded five tackles . . . Made three tackles, including a half-sack and a pass defended, at Oakland (11/30) . . . Recorded six tackles at Indianapolis (12/14) before being forced from the game in the fourth quarter with a neck injury . . . Was taken off the field on a stretcher, and spent that night at Methodist Hospital in Indianapolis, where all tests that were taken turned up negative . . . Started at free safety in First-Round Playoff game at New England (12/28) and registered seven tackles.

1996 – Played in all 16 games with 15 starts at right cornerback . . . Finished sixth on team with 62 tackles (55 solo) and tied for second with three interceptions . . . Also defended four passes and recorded 1.5 sacks . . . His three interceptions marked a single-season career-high . . . Was second on club with six tackles against N.Y. Jets (9/15) . . . Saw only reserve action of season, at Buffalo (10/13), and recorded first interception of year and added seven tackles . . . Tied for team-lead with 12 tackles against Dallas (10/27) . . . Intercepted second pass of the year, against Indianapolis (11/10) . . . Scored first career touchdown on 61-yard interception return, defended two passes and was second on squad with eight tackles against Pittsburgh (11/25) . . . Recorded two stops, including his first NFL sack, at Oakland (12/1) . . . Shared a sack (with Trace Armstrong) against N.Y. Giants (12/8).

1995 – Played in nine regular season games with one start, in addition to start in playoff contest . . . Finished with 15 tackles (14 solo), one interception and two passes defended . . . Added four tackles on special teams . . . Signed by Dolphins as free agent on February 21 . . . Spent opening week of season on practice squad . . . Saw first action of season at New England (9/10) and recorded two tackles . . . Had four tackles against Pittsburgh (9/18) . . . Saw extensive action against Atlanta (12/3) and responded with four tackles . . . Made first NFL start, at Buffalo (12/17), and recorded two tackles and first career interception . . . Started AFC First-Round Playoff game at Buffalo (12/30) and posted three tackles.

1994 – Played in two games . . . Posted one special teams tackle . . . Originally signed by Dolphins on July 21 and waived by team on August 22 . . . Signed to practice squad on August 29 . . . Activated from practice squad on September 17 . . . Played in games against N.Y. Jets (9/18) and at Minnesota (9/25) . . . Inactive for next two games . . . Waived on October 26 and signed to practice squad . . . Spent remainder of season on practice squad.

COLLEGE

Two-year letterman at Auburn . . . Left school following his sophomore season . . . Started ten games as a sophomore . . . Recorded 52 tackles (38 solo) and a fumble recovery . . . Also posted two interceptions for 104 yards with a touchdown and 18 passes defended . . . Returned an interception for a 94-yard touchdown against Florida . . . Started ten games as a redshirt freshman . . . Recorded 21 tackles (ten solo) . . . Added three interceptions and seven passes defended . . . Redshirted as a freshman . . . Majored in health promotions.

PERSONAL

Married to Selena, couple resides in Fort Lauderdale, Fla . . . Has daughters, Kalya (3/15/94) and Carami (11/21/94), a son, Calvin, Jr. (5/7/96), and a stepson, Gary Lewis . . . Attended Dillard High School in Ft. Lauderdale . . . Named second-team all-state and first-team all-county as a senior . . . Intercepted six passes and had four punt returns for touchdowns . . . Lists "Martin" as favorite television show, Ice Cube as favorite recording artist and Wesley Snipes as favorite actor . . . Along with the other Dolphins defensive backs, was part of the "No Pass Zone" program in 1997 and '98 in which each member donated three tickets for every home game to the Boys and Girls Clubs of Broward County . . . Has participated in events benefiting the Cystic Fibrosis Foundation . . . Full name is Calvin Bernard Jackson, born October 28, 1972, in Miami, Fla.

NFL REGULAR SEASON STATISTICS										
YEAR	TEAM	G-S	TACK.	ASST.	TOTAL	FUM. REC.	INT.	YDS.	LG	TD
1994	Miami	2-0	0	0	0	0	0	0	0	0
1995	Miami	9-1	14	1	15	0	1	23	23	0
1996	Miami	16-15	55	7	62	0	3	82	61	1
1997	Miami	16-16	69	9	78	0	0	0	0	0
1998	Miami	16-15	40	16	56	0	0	0	0	0
5-YEAR TOTALS		59-47	178	33	211	0	4	105	61	1


NFL PLAYOFF STATISTICS										
YEAR	TEAM	G-S	TACK.	ASST.	TOTAL	FUM. REC.	INT.	YDS.	LG	TD
1995	Miami	1-1	2	1	3	0	0	0	0	0
1997	Miami	1-1	7	0	7	0	0	0	0	0
1998	Miami	2-2	5	1	6	0	0	0	0	0
PLAYOFF TOTALS		4-4	14	2	16	0	0	0	0	0

ADDITIONAL STATS

Passes Defensed: 2 in 1995, 4 in 1996, 6 in 1997, 2 in 1998 for total of 14 (P-1)

Special Teams Tackles: 1 in 1994, 4 in 1995 for total of 5

Sacks: 1.5 for 6 yards in 1996; 0.5 for 6 yards in 1997, 1 for 10 yards in 1998 for total of 3 for 22 yards



NATE JACQUET

6-0 • 185

Wide Receiver

Born: 9/2/75

College: San Diego State '97

Acquired: Wai (Ind.), 1998 • Signed Through: 1999

NFL: Third Season • Dolphins: Second Season

#88

PRO CAREER

1998 – Played in a reserve role in 15 games after being signed from the Dolphins' practice squad on September 8 . . . Was waived by Indianapolis on August 25 and claimed by Miami on August 26 . . . Finished with eight receptions for 122 yards . . . Also made his mark on special teams where he ranked sixth on the team with 16 tackles, and returned four kickoffs for a 25.8-yard average with a long of 37 . . . Made Dolphins debut vs. Buffalo (9/13) . . . First NFL reception was a 19-yard catch from Dan Marino vs. New Orleans (11/29) . . . Caught a career-high five passes for 68 yards, including a long of 28, vs. N.Y. Jets (12/13) . . . Grabbed two passes for 35 yards, including a career long 29-yard reception, in Monday night game vs. Denver (12/21) . . . Notched four special teams tackles vs. Pittsburgh (9/20) . . . Added two stops on special teams at N.Y. Jets (10/4), vs. Indianapolis (11/8), vs. New Orleans (11/29) and at Atlanta (12/27) . . . Returned four kickoffs for a 25.8-yard average with a long of 37 in season finale at Atlanta (12/27).

PLAYOFFS: Appeared in a reserve capacity in both playoff games following the 1998 season . . . Had one reception for six yards, with that catch occurring in Divisional contest at Denver.

1997 – Spent the first nine games of the season on the Colts' practice squad . . . Was signed to the 53-man roster on November 4 . . . Was inactive for weeks 10-11 prior to seeing

action in a reserve role in each of the final five games . . . Returned 13 punts for a 7.4-yard average with a long of 17, and brought back eight kickoffs for a 19.5-yard average with a long of 27 on the year . . . Also recorded seven tackles on special teams . . . Had seven kickoff returns for an 18.4-yard average at Minnesota (12/21) . . . Seven returns tied for the second-most in Colts history (8 by Aaron Bailey on October 26, 1997 at San Diego) and tied the club rookie record (7 by Nesby Glasgow on November 18, 1979 at New England).

COLLEGE

Was a two-year letterman at San Diego State after transferring from Mt. San Antonio Community College in Walnut, Calif., where he also played two seasons . . . In two seasons with the Aztecs, played in a total of 19 games with four starts . . . Was switched to wide receiver for his senior season after playing cornerback previously . . . Caught 19 passes for 374 yards and five touchdowns as a senior in 1996 . . . Played in the Blue-Gray Game following his senior season . . . Appeared in eight contests as a junior . . . Majored in child development.

PERSONAL

Single, resides in Davie, Fla . . . Has a son, Anthony Jacquet . . . Lettered in football and basketball at Duarte (Calif.) High School . . . Full name is Nathaniel Martin Jacquet, born September 2, 1975 in Duarte, Calif.

NFL REGULAR SEASON STATISTICS

YEAR	TEAM	G-S	RECEIVING					RUSHING				
			NO.	YDS.	AVG.	LG	TD	ATT.	YDS.	LG	TD	
1997	Indianapolis	5-0	0	0	0.0	0	0	0	0	0	0	0
1998	Miami	15-0	8	122	15.3	29	0	0	0	0	0	0
2-YEAR TOTALS		20-0	8	122	15.3	29	0	0	0	0	0	0

NFL PLAYOFF STATISTICS

YEAR	TEAM	G-S	RECEIVING					RUSHING				
			ATT.	YDS.	AVG.	LG	TD	NO.	YDS.	LG	TD	
1998	Miami	2-0	1	6	6.0	6	0	0	0	0	0	0


ADDITIONAL STATS

Punt Returns: 13 for 96 yards, 7.4 avg., 0 FC, long of 17 in 1997
Kickoff Returns: (Indianapolis) 8 for 156 yards, 19.5 avg., long of 27 in 1997; (Miami) 4 for 103 yards, 25.8 avg., long of 37 in 1998 for total of 12 for 259 yards, 21.6 avg., long of 37
Fumbles Recovered: 1 in 1997
Special Teams Tackles: (Indianapolis) 7 in 1997, (Miami) 16 in 1998 for total of 23

DOLPHIN FACT



The Miami Dolphins recorded a 31-0 win over the San Diego Chargers on January 10, 1993, in the AFC Divisional Playoff game. The Dolphins became just the fifth AFC team since the 1970 merger of the American and National Football Leagues to record a shutout in the playoffs. Amazingly, Miami has recorded three of the five AFC playoff shutouts by having also earned a 14-0 win over the N.Y. Jets on January 23, 1983, and a 21-0 win over the Baltimore Colts on January 2, 1972. The only other AFC playoff shutouts were by the San Diego Chargers (17-0 over Kansas City on January 2, 1993) and the Baltimore Colts (17-0 over the Cincinnati Bengals on December 26, 1970).



GREG JEFFRIES

5-9 • 195

Cornerback

Born: 10/16/71

College: Virginia '93

Acquired: UFA (Det.), 1999 • Signed Through: 2001

NFL: Seventh Season • Dolphins: First Season

#25

PRO CAREER

1998 – Signed a three-year contract with the Dolphins as an unrestricted free agent from Detroit on February 18, 1999 . . . Played in 15 games with three starts for the Lions in 1998 . . . Registered 32 tackles (24 solo), two passes defended and a fumble recovery . . . Started contests at Chicago (10/4), at Jacksonville (12/6) and at Baltimore (12/27), all at free safety . . . Posted a career-high nine tackles in both the Bears and Ravens games.

1997 – Appeared in 15 games with two starts . . . Recorded nine tackles, an interception, four passes defended, a sack and a forced fumble . . . Also notched three tackles on special teams . . . Opened each of the first two contests at left cornerback . . . Lone interception of the year came in season-opener vs. Atlanta (8/31), on the Falcons' last possession of the game to preserve Detroit's 28-17 victory . . . First full sack of his career came at Minnesota (12/14), when he stripped the ball from Vikings' QB Randall Cunningham for a 19-yard loss . . . Played in a reserve role in Lions' First-Round Playoff game at Tampa Bay (12/28).

1996 – Played in all 16 games, starting four of them . . . Finished with a career-high 54 total tackles (41 solo), an interception and six passes defended . . . Amassed four tackles on special teams . . . Recorded first career interception, vs. Tampa Bay (9/8), when he picked off a Trent Dilfer pass . . . Led team with seven tackles and a pass defended vs. Atlanta (10/6) . . . Started at cornerback in back-to-back weeks, vs. N.Y. Giants (10/27) and at Green Bay (11/3), in place of an injured Corey Raymond . . . Posted four tackles and two passes defended in the Giants game . . . Matched a season-high with seven stops in the Packers contest.

1995 – Appeared in 14 contests, all in a reserve role . . . Tallied 14 tackles, a half-sack and a pass defended . . . Also came up with a career-high six special teams tackles, which ranked seventh on the team . . . Posted a team-high three special teams tackles vs. Green Bay (10/29) . . . Had a half-sack vs. Tampa Bay (11/12) . . . Collected a season-high four tackles at Houston (12/10) . . . Played in a reserve role in Lions' First-Round Playoff game at Philadelphia (12/30).

1994 – Played in all 16 games with one start . . . Finished with 44 tackles, a forced fumble and two passes defended . . . Also chipped in with a pair of tackles on special teams . . . Registered seven tackles and a pass defended in season-opener vs. Atlanta (9/4) . . . First career start came at Minnesota (9/11), when he replaced the injured Robert Massey at cornerback . . . Responded with five tackles . . . Had four tackles and a forced fumble vs. Chicago (10/23) . . . Tallied a season-high eight tackles vs. Buffalo on Thanksgiving Day (11/24) . . . Appeared in a reserve role in Lions' First-Round Playoff game at Green Bay (12/31).

1993 – Saw action in seven games as a rookie, mostly on special teams . . . Did not post any stats . . . The sixth-round draft choice (147th overall) of Detroit in 1993.

COLLEGE

Started at cornerback each of his final two seasons at Virginia . . . In his four seasons, amassed 103 tackles and six interceptions . . . As a senior in 1992, recorded 36 tackles and a career-high three interceptions . . . Majored in rhetoric and communications.

PERSONAL


Single . . . Was a three-year letterman at T.W. Andrews High School in High Point, N.C. . . . Participated in football, basketball, wrestling and track in high school . . . Younger brother, Sam, also played football at Virginia . . . Is extremely involved in community activities . . . Has volunteered as a Little League baseball and basketball coach . . . Also has run a youth football camp during the offseason in his hometown of High Point . . . Has been a frequent visitor to both schools and hospitals . . . Assisted in building a house in Little Haiti for Habitat for Humanity during the 1999 offseason . . . Full name is Gregory Lemont Jeffries, born October 16, 1971, in High Point, N.C.

NFL REGULAR SEASON STATISTICS										
YEAR	TEAM	G-S	TACK.	ASST.	TOTAL	FUM. REC.	INT.	YDS.	LG	TD
1993	Detroit	7-0	0	0	0	0	0	0	0	0
1994	Detroit	16-1	36	8	44	0	0	0	0	0
1995	Detroit	14-0	13	1	14	0	0	0	0	0
1996	Detroit	16-4	41	13	54	0	1	1	0	0
1997	Detroit	15-2	7	2	9	0	1	1	0	0
1998	Detroit	15-3	24	8	32	1	0	0	0	0
6-YEAR TOTALS		83-10	121	32	153	1	2	2	0	0

NFL PLAYOFF STATISTICS										
YEAR	TEAM	G-S	TACK.	ASST.	TOTAL	FUM. REC.	INT.	YDS.	LG	TD
1994	Detroit	1-0	0	0	0	0	0	0	0	0
1995	Detroit	1-0	0	0	0	0	0	0	0	0
1997	Detroit	1-0	0	0	0	0	0	0	0	0
PLAYOFF TOTALS		3-0	0	0	0	0	0	0	0	0

ADDITIONAL STATS

Passes Defensed: 2 in 1994, 1 in 1995, 6 in 1996, 4 in 1997, 2 in 1998 for total of 15
Sacks: 0.5 for 2 yards in 1995; 1 for 19 yards in 1997 for total of 1.5 for 21 yards
Special Teams Tackles: 2 in 1994, 6 in 1995, 4 in 1996, 3 in 1997 for total of 15



ROBERT JONES

6-3 • 245

Linebacker

Born: 9/27/69

College: East Carolina '92

Acquired: FA, 1998 • **Signed Through:** 2003

NFL: Eighth Season • **Dolphins:** Second Season

#52

PRO CAREER

1998 – Signed a one-year contract with the Dolphins as a free agent on June 10, 1998 after being released by St. Louis on June 2 . . . Signed a five-year contract on February 19, 1999 . . . Turned in what was arguably the most productive season of his NFL career in 1998 . . . Started all 16 regular season games and both playoff contests at strongside linebacker after playing middle linebacker each of his first six years in the league . . . Finished third on the club with 100 total tackles (73 solo), marking the fifth straight season and sixth time in his seven-

1995 – Opened all 12 contests in which he played with the Cowboys at middle linebacker . . . Recorded 100 total tackles (57 solo), a sack, three passes defended and a forced fumble . . . Tackle figure was fourth on the club . . . Registered double-digit tackle totals on three occasions . . . Was awarded a game ball after producing a team-high nine tackles vs. Arizona (9/24) . . . Had a team-high 13 stops at San Diego (10/15) . . . Led club with ten tackles at Atlanta (10/29) . . . Had a season-high 15 stops vs. San Francisco (11/12) . . . Sustained a strained abdominal muscle in first quarter vs. Oakland (11/19) . . . Was inactive vs. Kansas City (11/23) . . . Returned to action vs. Washington (12/3) but re-aggravated his abdominal injury and was inactive for each of the final three regular season contests . . . Recorded seven tackles and a sack in the Redskins game before leaving with the injury . . . Started all three playoff games and registered 16 tackles, including eight in Dallas' Super Bowl XXX win over Pittsburgh.

1994 – Started all 16 games at middle linebacker for first time in his career and responded with a career-high 162 tackles, a fumble recovery and three passes defended . . . Tackle total led the team and is the fourth-most in Cowboys history . . . Earned All-Pro honors from USA Today . . . Received a game ball four times . . . Turned in double-digit tackle totals nine times, including eight over the final 11 weeks of the season . . . Earned initial game ball in season-opener at Pittsburgh (9/4) when he tallied nine stops . . . Posted a team-high 11 tackles and was awarded his second game ball of the year, vs. Philadelphia (10/16) . . . Got his second game ball in as many weeks with 13 tackles at Arizona (10/23) . . . Led club with 16 tackles vs. Green Bay (11/24) . . . Received another game ball at Philadelphia (12/4) when he amassed a career-high 19 total tackles, tied for the third-highest output in club history . . . Had 18 stops at N.Y. Giants (12/24) . . . Was credited with 71 tackles over the final five regular season games . . . Started both playoff contests and led the team with 17 tackles.

1993 – Played in 13 games, starting three of them at middle linebacker . . . Finished with 36 total tackles . . . Also tallied four special teams tackles on the year . . . Led the team in tackles twice, including a season-high 16 in opener at Washington (9/6) . . . Also topped the squad with 11 tackles the following week vs. Buffalo (9/12) . . . Saw action in a reserve role in two of Dallas' three playoff games.

1992 – Started 13 of the 15 games in which he played for the Cowboys at middle linebacker in his rookie season . . . Finished with 108 total tackles (55 solo), a sack, a fumble recovery and a pass defended . . . Tackle total was second on the club . . . Earned NFL Defensive Rookie of the Year honors from UPI . . . Started season-opener vs. Washington (9/7), the first Cowboy rookie linebacker to start on opening day since Lee Roy Jordan in 1963 . . . Had a season-high 16 tackles at Philadelphia (10/5) . . . First sack of his career came vs. Seattle (10/11) . . . Matched his season-best tackle total with 16 stops vs. Kansas City (10/18) . . . Posted nine stops vs. N.Y. Giants (11/26) when he earned a game ball . . . Was inactive at Atlanta (12/21) while Dallas went with five defensive backs for a majority of the game . . . Started all three postseason matchups and amassed 13 tackles . . . Second of two first-round draft choices (24th overall) by Dallas in 1992 . . . Was the third linebacker selected overall in the draft.

COLLEGE

Lettered four years at East Carolina, and finished his career with 478 tackles, the second-highest total in school history . . . Registered 151 stops his senior season of 1991 when he was a unanimous first-team All-America and a finalist for the Dick Butkus Award, symbolic of the nation's top linebacker . . . Was a three-year starter at inside linebacker during which time he posted more than 100 tackles each season, including a career-high 167 as a junior in 1990 . . . Participated in the East-West Shrine Game following his senior season . . . Majored in criminal justice.

PERSONAL

Married to Maneesha, couple has three sons, Cayleb (3/21/93), Isiah (3/30/95) and Levi (5/5/98) . . . Resides in Maitland, Fla . . . Lettered four years at Nottaway High School in Blackstone, Va . . . As a senior, recorded 120 tackles and led his team to the 2A state title . . . Was an Honor Roll student . . . Played one year at Fork Union (Va.) Military Academy prior to enrolling at East Carolina . . . Was the first East Carolina product ever chosen in the first round of the NFL Draft . . . Full name is Robert Lee Jones, born September 27, 1969 in Blackstone, Virginia.

1
2
3
4
5
6
7
8
9
10
11
12
13
14
15
16
17
18
19
20
21
22
23
24
25
26
27
28
29
30
31
32
33
34
35
36
37
38
39
40
41
42
43
44
45
46
47
48
49
50
51
52
53
54
55
56
57
58
59
60
61
62
63
64
65
66
67
68
69
70
71
72
73
74
75
76
77
78
79
80
81
82
83
84
85
86
87
88
89
90
91
92
93
94
95
96
97
98
99
100

NFL REGULAR SEASON STATISTICS

YEAR	TEAM	G-S	TACK.	ASST.	TOTAL	FUM. REC.	FOR. FUM.	QB SACK	YDS LOST
1992	Dallas	15-13	55	53	108	1	0	1	-
1993	Dallas	13-3	16	20	36	0	0	0	0.0
1994	Dallas	16-16	83	79	162	1	0	0	0.0
1995	Dallas	12-12	57	43	100	0	1	0	0.0
1996	St. Louis	16-13	90	39	129	0	0	1	-
1997	St. Louis	16-15	72	43	115	0	0	1	8.0
1998	Miami	16-16	73	27	100	0	0	5	22.0
7-YEAR TOTALS		104-88	446	304	750	2	1	8	-
MIAMI TOTALS		16-16	73	27	100	0	0	5	22.0

NFL PLAYOFF STATISTICS

YEAR	TEAM	G-S	TACK.	ASST.	TOTAL	FUM. REC.	FOR. FUM.	QB SACK	YDS LOST
1992	Dallas	3-3	7	6	13	0	0	0	0.0
1993	Dallas	2-0	0	0	0	0	0	0	0.0
1994	Dallas	2-2	10	7	17	0	0	0	0.0
1995	Dallas	3-3	8	8	16	0	0	0	0.0
1998	Miami	2-2	5	3	8	0	0	1/2	5.0
PLAYOFF TOTALS		12-10	30	24	54	0	0	1/2	5.0
MIAMI TOTALS		2-2	5	3	8	0	0	1/2	5.0

ADDITIONAL STATS

Interceptions: (St. Louis) 1 for 0 yards in 1996, (Miami) 2 for 14 yards, 7.0 avg., long 14t, 1 TD in 1998 for total of 3 for 14 yards, 4.7 avg., long 14t, 1 TD

Passes Defensed: (Dallas) 1 in 1992, 3 in 1994, 3 in 1995, (St. Louis) 5 in 1996, 5 in 1997, (Miami) 5 in 1998 for total of 22 (P-1)

Defensive Touchdowns: 1 interception in 1998

Special Teams Tackles: (Dallas) 4 in 1993, (St. Louis) 2 in 1997, (Miami) 10 in 1998 for total of 16 (P-2)

Kickoff Returns: (Dallas) 1 for 8 yards in 1994

SINGLE-GAME HIGHS

Most Sacks: 2 at Carolina, 11/15/98

2 at Oakland, 12/6/98


Most Interceptions: 2 at Oakland, 12/6/98



DOLPHIN FACT

The Miami Dolphins have held an opponent scoreless 25 times (22 times in the regular season and three in the playoffs) in the history of the franchise, including a high of seven shutouts of the Baltimore/Indianapolis Colts. Miami has recorded 16 shutouts at home and nine on the road.

The Dolphins have been held scoreless a total of ten times (all in the regular season), including twice by the Buffalo Bills, Baltimore/Indianapolis Colts and Kansas City Chiefs. Miami has been shut out three times at home and seven times on the road.



SAM MADISON

5-11 • 185

Cornerback

Born: 4/23/74

College: Louisville '97

Acquired: D2, 1997 • Signed Through: 2000

NFL: Third Season • Dolphins: Third Season

#29

PRO CAREER

1998 – Emerged as one of the best young cornerbacks in the NFL in his first season as a starter . . . Opened all 16 regular season games and both playoff contests at right cornerback . . . Finished the regular season ranked fourth on the team with 59 total tackles . . . Led club with 23 passes defended . . . Tied for team lead, along with Terrell Buckley, and tied for second in the AFC and in the NFL with eight interceptions . . . Also notched one sack during the course of the year . . .

INTERCEPTIONS: Picked off eight passes in 1998 (114 yards in returns), seven more than his total from his rookie season of 1997 . . . Eight interceptions also tied for the second-highest single-season total in franchise history, along with Terrell Buckley, trailing only Dick Westmoreland, who picked off ten passes in 1967:

DOLPHINS SINGLE-SEASON INTERCEPTION LEADERS

YEAR	PLAYER	INTs	YEAR	PLAYER	INTs
1. 1967	Dick Westmoreland	10	1974	Jake Scott	8
2. 1966	Willie West	8	1998	SAM MADISON	8
1968	Dick Anderson	8	1998	Terrell Buckley	8
1970	Dick Anderson	8	9. 1971	Jake Scott	7
1973	Dick Anderson	8	1980	Gerald Small	7

In addition, along with Terrell Buckley's eight interceptions, the pair combined for 16 interceptions on the year, the highest figure by a tandem in the NFL in 1998 and in Dolphins history:

MOST INTERCEPTIONS BY A DOLPHINS TANDEM IN A SEASON

YEAR	PLAYER	INTs	PLAYER	INTs	TOTAL
1. 1998	TERRELL BUCKLEY	8	SAM MADISON	8	16
2. 1967	Dick Westmoreland	10	Jimmy Warren	4	14
3. 1966	Willie West	8	Jimmy Warren	5	13
1970	Dick Anderson	8	Lloyd Mumphord	5	13
			Jake Scott	5	13
5. 1968	Dick Anderson	8	Willie West	4	12
1973	Dick Anderson	8	Jake Scott	4	12
1980	Gerald Small	7	Don McNeal	5	12

Buckley and Madison's combined interception total is also tied for the ninth highest combined total in the NFL since the 1970 NFL-AFL merger:

TOP NFL INTERCEPTION TANDEM (SINCE 1970)

TEAM	YEAR	PLAYER	INTS	PLAYER	INTS	TOTAL
1. Dallas	1981	Everson Walls	11	Dennis Thurman	9	20
2. Los Angeles	1976	Monte Jackson	10	Rod Perry	8	18
Houston	1979	Mike Reinfeldt	12	J.C. Wilson	6	18
Seattle	1984	Kenny Easley	10	Dave Brown	8	18
5. Philadelphia	1971	Bill Bradley	11	Leroy Keyes	6	17
Baltimore	1977	Lyle Blackwood	10	Stan White	7	17
Kansas City	1980	Gary Barbaro	10	Eric Harris	7	17
St. Louis	1997	Ryan McNeil	9	Keith Lyle	8	17
9. MIAMI	1998	TERRELL BUCKLEY	8	SAM MADISON	8	16
Detroit	1970	Dick LeBeau	9	Lem Barney	7	16
Kansas City	1974	Emmitt Thomas	12	Kerry Reardon	4	16
Minnesota	1975	Paul Krause	10	Bobby Bryant	6	16
Buffalo	1977	Tony Greene	9	Mario Clark	7	16
Cleveland	1978	Thom Darden	10	Oliver Davis	6	16
Oakland	1980	Lester Hayes	13	Mike Davis	3	16
San Fran.	1981	Dwight Hicks	9	Ronnie Lott	7	16
Green Bay	1984	Tom Flynn	9	Tim Lewis	7	16
San Fran.	1986	Ronnie Lott	10	Tim McKyer	6	16
Chicago	1990	Mark Carrier	10	Lemuel Stinson	6	16

Madison and Buckley, along with Arizona's Kwamie Lassiter, finished the season tied for second in the NFL in interceptions in 1998:

NFL INTERCEPTION LEADERS IN 1998

PLAYER	TEAM	INTs	YARDS	AVG.	LG	TD
1. Ty Law	New England	9	133	14.8	59t	1
2. SAM MADISON	MIAMI	8	114	14.3	35	0
2. Terrell Buckley	Miami	8	157	19.8	61	1
Kwamie Lassiter	Arizona	8	80	10.0	29	0
5. Ray Buchanan	Atlanta	7	102	14.6	34	0
Jimmy Hitchcock	Minnesota	7	242	34.6	79t	3
Shawn Springs	Seattle	7	142	20.3	56t	2

GAME HIGHLIGHTS: Had two tackles and two passes defended in season-opener at Indianapolis (9/6) ... Posted six stops and a pass defended vs. Buffalo (9/13) ... In 21-0 shutout win vs. Pittsburgh (9/20), recorded two tackles and five passes defended, including two interceptions for 21 yards, marking the first multiple-interception game of his career ... Was awarded a defensive game ball for his performance in the Steelers game ... Posted a pair of stops in 14-0 shutout victory over St. Louis (10/18), and received a defensive game ball ... Notched two tackles and two passes defended, including an interception, vs. Indianapolis (11/8), and earned a game ball ... Recorded seven tackles and two interceptions in Monday night game at New England (11/23), when he returned a pair of Drew Bledsoe passes a total of 58 yards, including a long return of 31 ... Received a game ball vs. New Orleans (11/29) when he tallied three tackles and an interception ... Had three tackles, a sack and three passes defended, including an interception, at Oakland (12/6) ... The sack, a 6-yard loss of Raiders QB Donald Hollas, was the first of his career ... Was awarded a defensive game ball in the Raiders contest ... Posted eight tackles and three passes defended, including an interception of a John Elway pass that he returned a career-long 35 yards, in Monday night win over Denver (12/21) ... Wrapped up the season with nine tackles in finale at Atlanta (12/27) ...

PLAYOFFS: Started both playoff games following the 1998 season at right cornerback ... Finished third on the team with ten total tackles ... Tied for first with two passes defended ... Registered six tackles in First-Round win vs. Buffalo (1/2/99) ... Has appeared in three postseason games in his career, starting all three ... Has amassed 13 tackles and three passes defended.

POSTSEASON HONORS: Following the 1998 season, was named a first-team All-Pro by Sports Illustrated, a second-team Associated Press All-Pro, a first-team All-AFC selection by Football News, and a second-team All-Pro choice by Football Digest.

1997 – Played in 14 games with three starts in rookie season . . . Finished with 20 tackles (16 solo), an interception, four passes defended and a forced fumble . . . Added one stop on special teams . . . Missed two games during the preseason schedule . . . Underwent successful arthroscopic surgery on July 30 for the removal of a loose body from his left ankle that was causing irritation and discomfort . . . Surgery was performed at HealthSouth Doctor's Hospital in Coral Gables by Dolphins team physicians Dr. John Uribe and Dr. Dan Kanell . . . Made NFL debut in a reserve role in season-opener vs. Indianapolis (8/31) . . . Recorded four tackles vs. N.Y. Jets (11/9) . . . Had two tackles and a pass defended vs. Buffalo (11/17) . . . Made his initial NFL start, at right cornerback, at New England (11/23) . . . Also started the following week at Oakland (11/30), and came up with two tackles and two passes defended, including the first interception of his career, returning a Jeff George pass 21 yards . . . Played sparingly in a reserve role vs. Detroit (12/7) due to right ankle injury . . . Did not play the following week at Indianapolis (12/14) due to soreness in the ankle . . . Returned to starting lineup at right cornerback for season finale vs. New England (12/22), and tallied a season-high six tackles, which led the team that night . . . Also forced a fumble in the game . . . Opened at right cornerback in First-Round Playoff game at New England (12/28) and posted three tackles and a pass defended . . . Second-round draft choice (44th overall) by Miami in 1997.

COLLEGE

Was a four-year letterman and three-year starter for the Cardinals . . . Set Louisville career records for interceptions (16) and passes defended (44) . . . Named a second-team All-America and first-team All-Conference USA pick as a senior . . . Finished with 52 tackles, two sacks, six interceptions (including one for a TD) and 16 passes defended . . . Added three receptions for 143 yards and a touchdown, and returned two kickoffs for 42 yards . . . Had a 41-yard interception return for a touchdown against Kentucky his senior season . . . Had a 51-yard scoring reception against Michigan State that year as well . . . Was a third-team All-America his junior season . . . Registered 65 tackles, two sacks, 13 passes defended and seven interceptions, which ranked fourth in the nation . . . Seven interceptions were one shy of the school record of eight held by current Atlanta Falcon Ray Buchanan . . . Started every game as a sophomore and recorded 67 tackles, two forced fumbles, 11 passes defended and an interception . . . Saw action in a reserve role at wide receiver and cornerback as a redshirt freshman, when he finished with 17 tackles, a fumble recovery, four passes defended and an interception . . . Redshirted as a freshman . . . Majored in justice administration.

PERSONAL

Single, resides in Tallahassee, Fla . . . Attended Florida A&M High School in Tallahassee, where he played wide receiver and defensive back . . . Also lettered in basketball, baseball and track and field . . . Advanced to the state finals in the triple jump and long jump . . . Lists "Boyz N The Hood" as favorite movie, "Martin" as favorite television show, and Tupac Shakur as favorite recording artist . . . Along with the other Dolphins defensive backs, was part of the "No Pass Zone" program in 1997 and '98 in which each member donated three tickets for every home game to the Boys and Girls Clubs of Broward County . . . Assisted in building a house in Little Haiti for Habitat for Humanity during the 1999 offseason . . . Full name is Samuel A. Madison, Jr., born April 23, 1974 in Thomasville, Georgia.


NFL REGULAR SEASON STATISTICS										
YEAR	TEAM	G-S	TACK.	ASST.	TOTAL	FUM. REC.	INT.	YDS.	LG	TD
1997	Miami	14-3	16	4	20	0	1	21	21	0
1998	Miami	16-16	43	16	59	0	8	114	35	0
2-YEAR TOTALS		30-19	59	20	79	0	9	135	35	0
NFL PLAYOFF STATISTICS										
YEAR	TEAM	G-S	TACK.	ASST.	TOTAL	FUM. REC.	INT.	YDS.	LG	TD
1997	Miami	1-1	1	2	3	0	0	0	0	0
1998	Miami	2-2	8	2	10	0	0	0	0	0
PLAYOFF TOTALS		3-3	9	4	13	0	0	0	0	0

ADDITIONAL STATS

Passes Defensed: 4 in 1997, 23 in 1998 for total of 27 (P-3)
Sacks: 1 in 1998
Forced Fumbles: 1 in 1997
Special Teams Tackles: 1 in 1997

SINGLE-GAME CAREER-HIGHS

Most Interceptions: 2 vs. Pittsburgh, 9/20/98
 2 at New England, 11/23/98



OLINDO MARE

5-11 • 190

Kicker

Born: 6/6/73

College: Syracuse '96

Acquired: FA, 1997 • Signed Through: 1999

NFL: Third Season • Dolphins: Third Season

#10

PRO CAREER

1998 – Played in all 16 regular season games and both playoff contests . . . Turned in an excellent sophomore season by converting 33 of his 34 PATs and 22 of his 27 field goals, including a long kick of 48 . . . Led the Dolphins and tied for tenth in the AFC in scoring with 99 points . . . Also punted three times for a 38.3-yard average with a long of 43 on the year . . . Accounted for two successful inside kicks on the season . . . Went through a stretch of seven games (7-13) where he connected on 14 consecutive field goals . . . On the year, 13 of his 72 kickoffs went for touchbacks, placing him in a tie for third in the AFC for touchbacks . . . Also registered four special teams tackles during the course of the season . . .

ACCURACY: In 1998, Mare became the Dolphins' all-time leader in field goal accuracy, with a minimum of 50 attempts . . . In his two seasons, he now has connected on 50 of his 63 attempts, a percentage of .794:

MIAMI DOLPHINS ALL-TIME FIELD GOAL ACCURACY LEADERS

PLAYER	YEARS	FIELD GOALS	FIELD GOAL ATTEMPTS	PCT.
1. OLINDO MARE	1997-98	50	63	.794
2. Pete Stoyanovich	1989-95	176	222	.793
3. Fuad Reveiz	1985-88	53	72	.736
4. Garo Yepremian	1970-78	165	242	.682
5. Uwe von Schamann	1979-84	101	149	.678

GAME HIGHLIGHTS: Notched seven points in Miami's 13-7 win vs. Buffalo (9/13) when he connected on both field goals (33 and 27 yards) and his only PAT . . . Hit his only field goal attempt at N.Y. Jets (10/4), from 46 yards out, marking his third-longest field goal of the season . . . Punted three times for 115 yards, a 38.3-yard average with a long of 43 in Monday night game at Jacksonville after punter Klaus Wilmsmeyer sustained a right groin strain . . . Hit on all four of his field goals vs. New England (10/25), marking the third time in his career he has tallied four field goals in a game . . . In addition, those four field goals started a string in which he converted 14 consecutive field goals . . . In fact, accounted for all 12 of Miami's points in the club's 12-9 overtime victory . . . First field goal in that game was from 48 yards out, his longest of the season and second-longest of his career . . . Connected on a 25-yarder with 49 seconds left in regulation, tying the game at nine and sending it into overtime . . . Hit a 43-yard field goal 4:36 into the overtime period to give the Dolphins a 12-9 victory . . . It marked the fourth game-winning field goal of his career and his second in overtime . . . Was awarded a special teams

game ball for his performance in the Patriots game . . . Scored 12 points vs. New Orleans (11/29), hitting on all three PATs and all three field goals, from 27, 32 and 34 yards out . . . Connected on two of four field goals at Oakland (12/6) . . . Hit his first attempt of the game, a 25-yarder with 3:36 to play in the first quarter, extending his consecutive field goal streak to 14, two shy of Garo Yepremian's club record of 16 straight, which was established in 1978 . . . Missed wide right on a 46-yard attempt in the second quarter to end the streak at 14 . . . Had a successful onside kick in games vs. N.Y. Jets (12/13) and at Atlanta (12/27) . . .

PLAYOFFS: Appeared in both playoff games following the 1998 season . . . Connected on his only PAT and four of his five field goal attempts, with a long of 40 . . . In First-Round victory over Buffalo (1/2/99), posted ten points on 1-1 PATs and 3-4 field goals . . . Three successful field goals tied a Dolphins' playoff record also held by Uwe von Schamann, who kicked three field goals in Super Bowl XIX against San Francisco on January 20, 1985 . . . In the Bills game, Mare hit on field goals of 31, 40 and 23 yards, and missed from 26 yards out . . . In his career, has played in three postseason games and has accounted for 16 points on 1-1 PATs and 5-6 field goals with a long of 40 . . .

GAME-WINNING KICKS: In his career, Mare has accounted for four fourth quarter (or overtime) game-winning kicks, including one in 1998 . . . His game-winning kick in 1998 occurred on October 25 vs. New England when he kicked a 43-yard field goal 4:36 into overtime to give the Dolphins a 12-9 victory . . . Earlier in that contest, he kicked a 25-yard field goal with 49 seconds left in regulation to tie the game at nine and force overtime . . . Mare is 4-5 in potential game-winning field goal attempts in his career, missing a 54-yard field goal at Jacksonville on October 12, 1998, with the score tied at 21 with 2:44 remaining in the game . . . Mare notched three fourth-quarter (or overtime) game-winning kicks in 1997 . . . His first came on September 7 against Tennessee, when he kicked a 29-yard field goal with 2:15 elapsed in overtime to give the Dolphins a 16-13 victory . . . His second game-winner occurred on October 5 versus Kansas City when his 26-yard field goal with 5:40 left in the game broke a 14-14 tie as the Dolphins held on for the 17-14 win . . . His third game-winner came on December 7 against Detroit, when his 42-yard field goal on the final play of the game provided Miami with a 33-30 triumph . . . Overall in his career in the fourth quarter (or overtime), Mare has kicked five field goals that either tied the game or gave the Dolphins their final lead:

MARE'S GAME-TYING OR WINNING FOURTH QUARTER OR OVERTIME KICKS					
DATE	OPPONENT	SITUATION	LENGTH OF FIELD GOAL	W/L	FINAL SCORE
9/7/97	Tennessee	Tied 13-13 with 12:45 left in overtime	29 yards	W	16-13 (OT)
10/5/97	Kansas City	Tied at 14-14 with 5:40 left in regulation	26 yards	W	17-14
12/7/97	Detroit	Tied at 30-30 with :04 left in regulation	42 yards	W	33-30
10/25/98	New England	Miami trailing 9-6 with :49 left in regulation	25 yards		
		Tied at 9-9 with 10:24 left in overtime	43 yards	W	12-9 (OT)

1997 – Played in all 16 games as first-year player . . . Led the Dolphins in scoring with 117 points, with 28 of 36 on field goal attempts and 33 of 33 on PATs . . . On the year, 21 of his 78 kickoffs went for touchbacks, the second-most touchbacks by a kicker in the AFC and tied for fourth in the NFL . . . Strong leg on kickoffs helped the Dolphins achieve a 23.9 for their opponents' average drive start, tied for first in the AFC and sixth in the NFL . . . Point total tied for fourth in the AFC and was tied for the fourth-highest single season scoring total ever by a Dolphin . . . Mare's point total was the most ever by a Dolphins rookie or first-year player:

MIAMI DOLPHINS SINGLE-SEASON SCORING LEADERS

ALL PLAYERS			ROOKIES OR FIRST-YEAR PLAYERS		
PLAYER	YEAR	POINTS	PLAYER	YEAR	POINTS
1. Pete Stoyanovich	1992	124	1. OLINDO MARE	1997	117
2. Pete Stoyanovich	1991	121	2. Fuad Reveiz	1985	116
3. Pete Stoyanovich	1995	118	3. Uwe von Schamann	1979	99
4. Garo Yepremian	1971	117	4. Pete Stoyanovich	1989	95
OLINDO MARE	1997	117	5. Joe Nedney	1996	89

In addition, Mare's 28 field goals was the highest single-season total for a rookie or first-year player in club history, surpassing the former mark of 22, achieved by Fuad Reveiz in 1985 . . . Mare's 28 field goals tied with Garo Yepremian (1971) for the third-highest single-season total in franchise history:

MOST FIELD GOALS IN A SEASON BY A DOLPHIN

ALL PLAYERS			ROOKIES OR FIRST-YEAR PLAYERS		
PLAYER	YEAR	FGs	PLAYER	YEAR	FGs
1. Pete Stoyanovich	1991	31	1. OLINDO MARE	1997	28
2. Pete Stoyanovich	1992	30	2. Fuad Reveiz	1985	22
3. Garo Yepremian	1971	28	3. Uwe von Schamann	1979	21
OLINDO MARE	1997	28	4. Pete Stoyanovich	1989	19
5. Pete Stoyanovich	1995	27	5. Joe Nedney	1996	18

GAME HIGHLIGHTS: Made his NFL debut in season opener vs. Indianapolis (8/31) and scored ten points, going three of three in field goals and hitting on his only PAT . . . Field goals were from 23, 34 and 19 yards out . . . Was called upon for punting duties after John Kidd sustained a right hamstring injury after his first punt of the game . . . Came on and punted five times for a 47.0-yard average with a long of 53 . . . Two of his punts were downed inside the five yard line . . . It marked the first time that a non-punter punted for the Dolphins since September 14, 1992 against Cleveland, when Pete Stoyanovich punted twice for 90 yards, replacing an injured Reggie Roby (knee) . . . The following week against Tennessee, scored ten points on three of four field goals, making good from 23, 22 and 29 yards out, and missing from 25 yards . . . Converted his only PAT . . . 29-yard field goal came with 2:15 elapsed in overtime to give the Dolphins a 16-13 victory . . . Was four of four in field goals, converting from 24, 31, 22 and 34 yards at Green Bay (9/14) . . . Four field goals marked the most ever by a Dolphins rookie or first-year player, and tied with eight others for the second-most overall . . . Was one of two in field goals and hit both PATs vs. Kansas City (10/5) . . . Lone field goal was a 26-yarder with 5:40 remaining in the game to break a 14-14 tie, as the Dolphins held on for the 17-14 triumph . . . Notched 12 points on three of three field goals (37, 30, 35) and three of three PATs vs. Buffalo (11/17) . . . Converted only field goal attempt - from 25 yards away - and was three of three in PATs in Miami's 27-24 loss at New England (11/23) . . . Dolphins almost came back from a 27-3 third-quarter deficit in part due to a pair of successful onside kicks by Mare in the fourth quarter . . . Had another onside kick that was recovered by the Dolphins, but it was nullified due to a penalty . . . Tied his career-high with four field goals vs. Detroit (12/7), converting from 19, 33, 21 and 42 yards . . . Point total of 15 in that game is a career-best . . . 42-yard kick as time expired snapped a 30-30 tie and gave the Dolphins a 33-30 victory before an ESPN Sunday night national audience . . . In season finale vs. New England (12/22), made good from 50 and 41 yards, while missing from 51 yards . . . Marked the first 50-yard field goal of his career, and the only time in 1997 he hit on two field goals of 40 yards or longer . . . Was the first time a Dolphin had kicked a field goal of 50 yards or longer since December 17, 1995, when Pete Stoyanovich kicked a 50-yarder at Buffalo . . . It also was the third-longest field goal by a Dolphins rookie or first-year player, surpassed only by Pete Stoyanovich's 59-yard field goal on November 12, 1989 at the N.Y. Jets, and Uwe von Schamann's 53-yard field goal on October 21, 1979 at New England . . . Converted on his only field goal attempt - from 38 yards out - in First-Round Playoff loss at New England (12/28/97) . . . Did not attempt any PATs.

1996 — Spent his entire rookie season as a member of the New York Giants' practice squad . . . Signed with New York as an undrafted free agent on May 2 . . . Was waived on August 25 and signed to the practice squad on August 27.

COLLEGE

Played his final two years at Syracuse after attending MacMurray College in Jacksonville, Ill. and Valencia Community College in Orlando, Fla, where he did not play football . . . In his two years at SU, hit on 15 of 24 field goals, and 52 of 53 PATs . . . Was a second-team All-Big East choice as a senior for the Orangemen . . . Led the conference in scoring with 74 points and had 84.5 percent of his kickoffs travel into the end zone with 67.2 percent going for touchbacks . . . Converted 12-17 field goals including a long of 50, and 38-39 PATs . . . As a junior, 74 percent of his kickoffs went into the end zone, while 54 percent were not returned . . . Majored in speech communications.

PERSONAL

Single, resides in Pembroke Pines, Fla . . . Attended Cooper City (Fla.) High School, minutes away from the Dolphins Training Facility . . . Lettered in football and soccer . . . Has participated in events benefiting the Cystic Fibrosis Foundation . . . Full name is Olindo Franco Mare, born June 6, 1973 in Hollywood, Fla.

NFL REGULAR SEASON STATISTICS

YEAR TEAM	G	PATS	FGs	PCT.	BLK	NET YDS.	AVG. MADE	LG	PTS
1997 Miami	16	33/33	28/36	.778	0	819	29.3	50	117
1998 Miami	16	33/34	22/27	.815	0	686	31.2	48	99
2-YEAR TOTALS	32	66/67	50/63	.794	0	1505	30.1	50	216

NFL PLAYOFF STATISTICS

YEAR TEAM	G	PATS	FGs	PCT.	BLK	NET YDS.	AVG. MADE	LG	PTS
1997 Miami	1	0/0	1/1	1.000	0	38	38.0	38	3
1998 Miami	2	1/1	4/5	.800	0	116	29.0	40	13
PLAYOFF TOTALS	3	1/1	5/6	.833	0	154	30.8	40	16

ADDITIONAL STATS

Special Teams Tackles: 1 in 1997, 4 in 1998 for total of 5
Punting: 5 for 235 yards, 47.0 avg., long 53, 2 IN20, 0 TBs in 1997, 3 for 115 yards, 38.3 avg., long 43, 1 IN20, 1 TB in 1998 for total of 8 for 350 yards, 43.8 avg., long 53, 3 IN20, 1 TB

FIELD-GOAL ACCURACY

YEAR TEAM	1-19	20-29	30-39	40-49	50-PLUS	TOTALS	PCT.
1997 Miami	2/2	14/15	8/10	3/6	1/3	28/36	.778
1998 Miami	0/0	12/13	5/5	5/7	0/2	22/27	.815
2-YEAR TOTALS	2/2	26/28	13/15	8/13	1/5	50/63	.794
PLAYOFF TOTALS	0/0	2/3	2/2	1/1	0/0	5/6	.833

KICKING SURFACES

YEAR TEAM	HOME (GRASS)	HOME PCT.	AWAY TOTAL	AWAY PCT.	AWAY GRASS	AWAY TURF	TOTALS ALL GAMES
1997 Miami	17/20	.850	11/16	.688	8/10	3/6	28/36
1998 Miami	13/14	.929	9/13	.692	5/8	4/5	22/27
2-YEAR TOTALS	30/34	.882	20/29	.690	13/18	7/11	50/63
PLAYOFF TOTALS	3/4	.750	2/2	1.000	2/2	0/0	5/6

(Bold indicates FG Made)

1997 KICKING

Indianapolis, 8/31 (23, 34, 19); Tennessee, 9/7 (25, 23, 22, 29); at Green Bay, 9/14 (24, 31, 22, 34); at Tampa Bay, 9/21 (47); Kansas City, 10/5 (41, 26); at N.Y. Jets, 10/12 (23, 30); at Baltimore, 10/19 (23); Chicago, 10/27 (0 att.); at Buffalo, 11/2 (32, 27, 35); N.Y. Jets, 11/9 (21); Buffalo, 11/17 (37, 30, 35); at New England, 11/23 (25); at Oakland, 11/30 (28, 42, 44); Detroit, 12/7 (19, 33, 21, 42); at Indianapolis, 12/14 (50); New England, 12/22 (50, 41, 51). PLAYOFFS: at New England, 12/28 (38).


1998 KICKING

at Indianapolis, 9/6 (21, 51); Buffalo, 9/13 (33, 27); Pittsburgh, 9/20 (0 att); at N.Y. Jets, 10/4 (46); at Jacksonville, 10/12 (54); St. Louis, 10/18 (0 att); New England, 10/25 (48, 38, 25, 43); at Buffalo, 11/1 (38); Indianapolis, 11/8 (21, 23); at Carolina, 11/15 (22, 22); at New England, 11/23 (21); New Orleans, 11/29 (27, 32, 34); at Oakland, 12/6 (25, 46, 43, 47); N.Y. Jets, 12/13 (24); Denver, 12/21 (28, 42); at Atlanta, 12/27 (26). PLAYOFFS: Buffalo, 1/2/99 (31, 40, 26, 23); at Denver, 1/9/99 (22).

SINGLE-GAME HIGHS


Most Field Goals Made:	4 at Green Bay, 9/14/97
	4 vs. Detroit, 12/7/97
	*4 vs. New England (OT), 10/25/98
	3 vs. Indianapolis, 8/31/97
	3 vs. Tennessee, 9/7/97
	3 vs. Buffalo, 11/17/97
	3 vs. New Orleans, 11/29/98
	*3 vs. Buffalo, 1/2/99
Most Field Goal Attempts:	4 vs. Tennessee, 9/7/97
	4 at Green Bay, 9/14/97
	4 vs. Detroit, 12/7/97
	4 vs. New England (OT), 10/25/98
	4 at Oakland, 12/6/98
	*4 vs. Buffalo, 1/2/99
Longest Field Goals Made:	50 vs. New England, 12/22/97
	48 vs. New England, 10/25/98
	47 at Oakland, 12/6/98
	46 at N.Y. Jets, 10/4/98
	43 vs. New England (OT), 10/25/98
Longest Field Goal Attempts:	54 at Jacksonville, 10/12/98
	51 vs. New England, 12/22/97
	51 at Indianapolis, 9/6/98
	50 at Indianapolis, 12/14/97
	50 vs. New England, 12/22/97
Most PATs Made:	4 at N.Y. Jets, 10/12/97
	4 at Oakland, 11/30/97
	4 vs. Denver, 12/21/98
	3, 12 times
Most PAT Attempts:	4 at N.Y. Jets, 10/12/97
	4 at Oakland, 11/30/97
	4 vs. Denver, 12/21/98
	3, 12 times
Most Points:	15 vs. Detroit, 12/7/97
	12 at Green Bay, 9/14/97
	12 vs. Buffalo, 11/17/97
	12 vs. New England (OT), 10/25/98
	12 vs. New Orleans, 11/29/98

*Playoff Game



DOLPHIN FACT

In the 33-year history of the franchise, the Dolphins have had 17 dual 100-yard receiving games, 18 including playoffs. The most frequent duo has been Mark Clayton and Mark Duper, who combined for four dual 100-yard receiving games. Overall, Clayton was part of eight such games while Duper was in seven. The most recent game in which the Dolphins had two receivers surpass the 100-yard mark occurred on November 27, 1994 at the N.Y. Jets when Mark Ingram totaled 117 yards and four touchdowns on nine catches and Irving Fryar tallied 103 yards on five receptions.



DAN MARINO

6-4 • 228

Quarterback

Born: 9/15/61

College: Pittsburgh '83

Acquired: D1, 1983 • Signed Through: 2001

NFL: 17th Season • Dolphins: 17th Season

#13

PRO CAREER

1998 – Entering his 17th season, Marino ranks among the NFL's all-time top ranked passers . . . Signed a two-year contract extension through 2001 on June 15, 1999 . . . Originally signed a one-year contract extension through 1999 on June 13, 1997 . . . Started all 16 games in 1998 and finished 310-537 (57.7%) for 3,497 yards, 23 touchdowns, 15 interceptions and 23 sacks for a 80.0 rating . . . Ranked second in the AFC and fourth in the NFL in attempts, second in the AFC and fifth in the NFL in completions, third in the AFC and seventh in the NFL in passing yardage, third in the AFC and tied for seventh in the NFL in touchdown passes, and ninth in the AFC in passer rating . . . Started all four preseason games and in those contests Marino was 26-42 (61.9%) for 291 yards, one touchdown and no interceptions or sacks for a 90.5 rating . . . In his 16-year career, Marino has played in 231 games (229 starts) and he is 4,763-7,989 (59.6%) for 58,913 yards, 408 touchdowns, and 235 interceptions for an 87.3 passing efficiency rating, which ranks fourth among the all-time passing leaders . . . Marino holds 38 Dolphins regular season team records (50 overall, including playoffs) and is tied for six others (eight, including playoffs) . . . He holds 25 NFL regular season records and is tied for five others . . . Did not undergo any surgical procedures following the 1998 season . . . It marked the tenth time in his career that his off-season was surgery-free . . .

RECORD WHEN MARINO HAS . . .

(Regular Season)

Thrown 0 Touchdowns	14-20	Not Been Intercepted	59-23
Thrown 1 Touchdown	44-30	Been Intercepted	83-66
Thrown 2 Touchdowns	43-20	Played on Grass	104-50
Thrown 3 Touchdowns	25-14	Played on Turf	38-39
Thrown 4 Touchdowns	12-3	Played in Domes	14-14
Thrown 5 Touchdowns	4-1	Played on Monday Night	19-16
Thrown 6 Touchdowns	0-1	Played on Sunday Night	11-4
Thrown at least 1 TD	128-69	Played on Thursday Night	1-0
Not Been Sacked	64-31	Played in Prime Time	31-20
Been Sacked	78-58	Played in Overtime	7-8
Rushed for a Touchdown	7-2		

AMONG NFL LEADERS: In 1998, Marino ranked ninth in the AFC in passing efficiency . . . With a career passing efficiency of 87.3, Marino currently ranks fourth on the all-time list of passers, behind only Steve Young, who has a career rating of 97.6, Joe Montana, who has a career rating of 92.3, and Brett Favre, who has a career rating of 89.0 . . . Marino also ranks first in various categories among the league's overall quarterback leaders active through 1998 in his 16 seasons (1983-98) in the NFL:

TOP TEN NFL ALL-TIME LEADING PASSERS

Player	YRS.	ATT.	COMP.	PCT.	YDS.	TD	INT.	Rating
Steve Young	14	4065	2622	64.5	32,678	229	103	97.6
Joe Montana	15	5391	3409	63.2	40,551	273	139	92.3
Brett Favre	8	3757	2318	61.7	26,803	213	118	89.0
DAN MARINO	16	7989	4763	59.6	58,913	408	235	87.3
Mark Brunell	6	1719	1038	60.4	12,512	72	43	86.3
Jim Kelly	11	4779	2874	60.1	35,467	237	175	84.4
Roger Staubach	11	2958	1685	57.0	22,700	153	109	83.4
Troy Aikman	10	4011	2479	61.8	28,346	141	115	82.8
Neil Lomax	8	3153	1817	57.6	22,771	136	90	82.7
Sonny Jurgensen	18	4262	2433	57.1	32,224	255	189	82.6

TOP TEN NFL PASSERS ACTIVE THROUGH 1998

PASSES		COMPLETIONS	
DAN MARINO	7,989 (16)	DAN MARINO	4,763 (16)
John Elway	7,250 (16)	John Elway	4,123 (16)
Warren Moon	6,786 (15)	Warren Moon	3,927 (15)
Dave Krieg	5,311 (19)	Dave Krieg	3,105 (19)
Steve DeBerg	5,024 (17)	Steve DeBerg	2,874 (17)
Vinny Testaverde	4,598 (12)	Steve Young	2,622 (14)
Steve Young	4,065 (14)	Vinny Testaverde	2,559 (12)
Troy Aikman	4,011 (10)	Troy Aikman	2,479 (10)
Randall Cunningham	3,875 (13)	Brett Favre	2,318 (8)
Brett Favre	3,757 (8)	Randall Cunningham	2,177 (13)
PASSING YARDAGE		TD PASSES	
DAN MARINO	58,913 (16)	DAN MARINO	408 (16)
John Elway	51,475 (16)	John Elway	300 (16)
Warren Moon	49,097 (15)	Warren Moon	290 (15)
Dave Krieg	38,147 (19)	Dave Krieg	261 (19)
Steve DeBerg	34,241 (17)	Steve Young	229 (14)
Steve Young	32,678 (14)	Brett Favre	213 (8)
Vinny Testaverde	32,479 (12)	Vinny Testaverde	204 (12)
Troy Aikman	28,346 (10)	Steve DeBerg	196 (17)
Randall Cunningham	27,082 (13)	Randall Cunningham	190 (13)
Brett Favre	26,803 (8)	Troy Aikman	141 (10)

**TOP FIVE NFL LEADERS, LAST 16 SEASONS
(1983-98)**

PASSES		COMPLETIONS	
DAN MARINO, MIA	7,989	DAN MARINO, MIA	4,763
John Elway, Den	7,250	John Elway, Den	4,123
Warren Moon, Hous./Minn./Sea	6,786	Warren Moon, Hous./Minn./Sea	3,927
Boomer Esiason, Cin/NYJ/Ariz	5,205	Dave Krieg, Sea/KC/Det/Ari/Chi/Tenn	2,991
Dave Krieg, Sea/KC/Det/Ari/Chi/Tenn	5,119	Boomer Esiason, Cin/NYJ/Ariz	2,969
PASSING YARDAGE		TD PASSES	
DAN MARINO, MIA	58,913	DAN MARINO, MIA	408
John Elway, Den	51,475	John Elway, Den	300
Warren Moon, Hous./Minn./Sea	49,097	Warren Moon, Hous./Minn./Sea	290
Boomer Esiason, Cin/NYJ/Ariz	37,920	Dave Krieg, Sea/KC/Det/Ari/Chi/Tenn	252
Dave Krieg, Sea/KC/Det/Ari/Chi/Tenn	36,803	Boomer Esiason, Cin/NYJ/Ariz	247

Marino also is among the winningest-ever quarterbacks in NFL regular season history, ranking second in all time regular season victories as a starter . . . His 16-13 overtime win vs. Tennessee on Sept. 7, 1997 tied him with Fran Tarkenton for second place on the all-time win list, and his 17-14 victory versus Kansas City on Oct. 5, 1997 moved him into sole possession of second place, trailing only Denver's John Elway:

MOST ALL-TIME VICTORIES BY NFL STARTING QUARTERBACKS				
(Regular Season)				
PLAYER	TEAMS	NFL SEASONS	W-L-T	PCT.
1. John Elway	Denver	16	148-82-1	.643
2. DAN MARINO	MIAMI	16	142-87-0	.620
3. Fran Tarkenton	Minn./NY Gia.	18	125-109-6	.533

In his career, with 7,989 attempts, Marino ranks first in NFL history in pass attempts, breaking Fran Tarkenton's NFL record of 6,467 attempts on Dec. 11, 1995 vs. Kansas City . . . Marino tied Tarkenton's record with a two yard completion to Eric Green in the fourth quarter of that game and broke the record with an incomplete pass intended for Randal Hill later in that quarter . . . With 4,763 pass completions, Marino ranks first in NFL history in completions, breaking Fran Tarkenton's NFL record of 3,686 completions on Oct. 8, 1995 vs. Indianapolis . . . Marino tied Tarkenton's record with a five yard touchdown pass to Irving Spikes in the first quarter of that game and broke the record with a six-yard completion to Keith Byars in the second quarter . . . With 58,913 yards passing, Marino ranks first in NFL history in total yards passing, breaking Fran Tarkenton's NFL record of 47,003 passing yards on Nov. 12, 1995 vs. New England on a nine-yard completion to Irving Fryar in the first quarter . . . With 408 touchdown passes, Marino ranks first in NFL history in touchdown passes, breaking Tarkenton's NFL record of 342 TD passes with a six-yard TD pass to Keith Byars in the second quarter on Nov. 26, 1995 at Indianapolis . . . Marino tied Tarkenton's record with a four-yard touchdown pass to O.J. McDuffie in the third quarter on Nov. 20th vs. San Francisco . . .

ATTEMPTS AND COMPLETIONS: Has suffered just 28 sub-50 percent completion percentage games in his 231 regular season games (229 starts), including once in 1998 (Oct. 4th at N.Y. Jets) . . . The Dolphins are 9-19 in those 28 games, including 0-1 in 1998 . . . Including playoffs, has completed less than half his passes 32 times in 247 games (245 starts), and the Dolphins are 9-23 in those games . . . Marino has led the NFL in pass attempts five different seasons (1984, 1986, 1988, 1992, 1997), and in 1997 set a new NFL record for most seasons leading the league in pass attempts (five) . . . He had been tied for the previous record (four seasons) with Sammy Baugh (1937, 1943, 1947-48), Johnny Unitas (1957, 1959-61), and George Blanda (1953, 1963-65) . . . Marino has led the NFL in pass completions six times in his career (1984-86, 1988, 1992, 1997), and in 1997 set a new NFL record for most years leading the league in pass completions (six) . . . He had been tied for the previous record (five seasons) with Sammy Baugh (1937, 1943, 1945, 1947-48) . . . With 7,989 career attempts, Marino needs only 11 more attempts to become the first quarterback in NFL history to register 8,000 career pass attempts . . . On September 14, 1997 at Green Bay, Marino attempted the 7,000th pass of his career, an interception by the Packers' Mike Prior to end the first half, becoming the first quarterback in NFL history to attempt 7,000 passes . . . On Dec. 11, 1995 vs. Kansas City, Marino attempted the 6,468th pass of his career (an incomplete pass intended for Randal Hill) to break Tarkenton's NFL record for most career pass attempts . . . With 4,763 pass completions, Marino needs 237 more completions to become the first quarterback in NFL history to register 5,000 career pass completions . . . On Nov. 10, 1996 vs. Indianapolis, Marino's eight-yard completion to Fred Barnett in the second quarter was the 4,000th completion of his career, becoming the first quarterback in NFL history to reach 4,000 completions . . . Marino reached that milestone in his 193rd career game . . . On Oct. 8, 1995 vs. Indianapolis, Marino completed the 3,687th pass of his career (a six-yard completion to Keith Byars in the second quarter) to break Tarkenton's NFL record for most career completions . . .

DAN MARINO'S LONGEST COMPLETIONS, BY POSITION

POSITION	PLAYER	DATE, OPPONENT	LENGTH
Wide Receiver	Mark Duper	November 20, 1983 vs. Baltimore	85t
	Mark Duper	November 2, 1986 vs. Houston	85t
Running Back	Tony Nathan	September 29, 1985 at Denver	73
	Sammie Smith	December 30, 1990 vs. Indianapolis (longest TD)	53t
Fullback	Stanley Pritchett	September 15, 1996 vs. N.Y. Jets	74t
Tight End	Ferrell Edmunds	November 27, 1988 at N.Y. Jets	80t
Offensive Lineman	Keith Sims	September 29, 1991 at N.Y. Jets	9
Quarterback	Dan Marino	November 12, 1995 vs. New England	-6

YARDAGE: Marino's 58,913 yards passing ranks first on the NFL's all-time career passing yardage list . . . On Dec. 7, 1997 versus Detroit, Marino became the first quarterback in NFL history to pass for over 55,000 career yards . . . On Nov. 10, 1996 vs. Indianapolis, when Marino completed a 36-yard pass to O.J. McDuffie in the second quarter, he went over 50,000 career yards passing, becoming the first quarterback in NFL history to pass for 50,000 yards . . . Marino reached that milestone in the 193rd game of his career . . . On Nov. 12, 1995 vs. New England, with a nine-yard completion to Irving Fryar in the first quarter, Marino passed Fran Tarkenton (47,003 career passing yards), breaking Tarkenton's NFL record for most career passing yards and moving into first place on the NFL all-time career passing yardage list:

NFL CAREER PASSING YARDAGE LEADERS

*1. DAN MARINO.....58,913 (16)	11. Jim Everett.....34,837 (12)
2. John Elway51,475 (16)	12. Jim Hart34,665 (18)
*3. Warren Moon.....49,097 (15)	*13. Steve DeBerg.....34,241 (17)
4. Fran Tarkenton.....47,003 (18)	14. John Hadl33,503 (16)
5. Dan Fouts43,040 (15)	15. Phil Simms.....33,462 (14)
6. Joe Montana.....40,551 (16)	16. Ken Anderson32,838 (16)
7. Johnny Unitas.....40,239 (18)	*17. Steve Young32,678 (14)
*8. Dave Krieg.....38,147 (19)	*18. Vinny Testaverde.....32,479 (12)
9. Boomer Esiason37,920 (14)	19. Sonny Jurgensen.....32,224 (18)
10. Jim Kelly35,467 (11)	20. John Brodie.....31,548 (16)

() - number of years played

* - active players

Listed below is a list of the receivers who have caught Marino's passes and their reception yards (including Marino himself, who caught a deflected pass for minus-six yards vs. New England on Nov. 12, 1995, as well as offensive lineman Keith Sims, who caught a deflected pass for nine yards at N.Y. Jets on Sept. 29, 1991):

MARINO'S 58,913 CAREER YARDS BY RECEIVER

(73 different individuals)

Mark Duper.....492-8475	Oronde Gadsden45-667	Nate Jacquet.....8-122
Mark Clayton.....538-8468	Mark Ingram.....55-647	Vince Heflin.....6-98
O.J. McDuffie309-3825	Charles Jordan.....34-600	Brian Manning.....7-85
Irving Fryar146-2313	Bobby Humphrey.....54-507	Marc Logan.....11-83
Jim Jensen217-2051	Stanley Pritchett.....51-473	John Avery10-67
Tony Nathan222-2046	Eric Green.....40-453	Joe Carter10-59
Nat Moore.....153-2046	Randal Hill.....22-451	Robert Clark3-59
Bruce Hardy167-1565	Gary Clark.....31-446	Duriel Harris6-54
Fred Banks98-1544	Karim Abdul-Jabbar..65-438	Ronnie Williams.....4-45
Ferrell Edmunds112-1517	Jerris McPhail.....37-338	David Overstreet4-26
Tony Martin92-1499	Scott Schwedes16-326	Garrett Limbrick.....4-23
Keith Jackson112-1412	Greg Baty28-319	Cleveland Gary2-19
Troy Stradford157-1362	Andre Brown19-312	Charles Henry2-17
Bernie Parmalee124-1180	Sammie Smith.....32-310	Brian Kinchen2-15
Lamar Thomas78-1125	Brett Perriman18-297	Brett Carolan2-14
Troy Drayton87-1121	Ed Perry35-285	Roosevelt Potts2-14
Tony Paige140-1115	Mike Williams18-258	Keith Sims1-9
Lorenzo Hampton121-938	Mark Higgs.....31-247	Robert Wilson3-8
James Pruitt56-918	Aaron Craver.....26-242	Nuu Faaola1-8
Dan Johnson.....2-901	Woody Bennett.....30-236	Dewayne Dotson.1-4
Keith Byars.....109-883	Scott Miller13-186	Frank Wainright1-2
Terry Kirby.....84-846	James Saxon31-178	Ron Moore1-1
Ron Davenport91-796	Jimmy Cefalo.....17-177	Dan Marino1-(-6)
Joe Rose.....52-765	Irving Spikes.....19-159	
Fred Barnett51-701	Tom Brown14-123	

In his career Marino has thrown for 4,000 yards in six seasons (1984-86, 1988, 1992, 1994) . . . Warren Moon (four, 1990-91, 1994-95), Dan Fouts (three, 1979-81), Drew Bledsoe (two, 1994, 1996), Brett Favre (two, 1995, 1998), and Steve Young (two, 1993, 1998) are the only other QBs to have multiple 4,000-yard seasons . . . Along with Fouts, Marino is the only other QB to pass for 4,000 yards in three straight seasons (1984-86) . . . Marino has passed for 3,000 or more yards 13 times (1984-92, 1994-95, 1997-98) in his 16 seasons in the NFL . . . When he went over the 3,000-yard passing mark on Dec. 21, 1998 vs. Denver, it marked the 13th time he passed for 3,000 or more yards, breaking his tie with John Elway and re-setting the NFL record for most 3,000 yard seasons . . . Marino originally set the record for most 3,000 yard seasons in 1991, his eighth year of passing for 3,000 or more yards before Elway tied that record in 1996 . . . Before setting that NFL record, Marino had been tied with Joe Montana (1981, 1983-85, 1987, 1989-90) for the previous record of seven 3,000-yard seasons . . . Marino extended that mark to 11 seasons before being tied by Elway in 1996, and Marino now holds the NFL record alone by extending that mark to 13 seasons:

NFL LEADERS, MOST 3,000 YARD PASSING SEASONS

NAME	YEARS WITH 3,000 YARDS	SEASONS WITH 3,000 YARDS	NFL SEASONS	CAREER PASS YARDS
DAN MARINO	13	1984-92, 94-95, 97-98	16	58,913
John Elway	12	1985-91, 93-97	16	51,475
Warren Moon	9	1984, 86, 89-91, 93-95, 97	15	49,097
Joe Montana	8	1981, 83-85, 87, 89-90, 94	14	40,551
Jim Kelly	8	1986, 88-89, 91-95	11	35,467
Boomer Esiason	7	1985-90, 93	14	37,920
Jim Everett	7	1988-92, 94-95	12	34,837
Brett Favre	7	1992-98	8	26,482
Steve Young	6	1992-95, 97-98	14	32,678
Dan Fouts	6	1979-81, 84-86	15	43,040
Dave Krieg	6	1984-85, 89, 90, 92, 95	18	38,151

In addition, Marino's nine consecutive 3,000-yard seasons (1984-92) is the NFL record for most consecutive 3,000 yard seasons . . . Marino has led the NFL in passing yards five times during a season, having accomplished that feat in 1984-86, 1988, and 1992 . . . Marino tied the NFL record for most seasons leading the league in passing yardage (five) with Sonny Jurgensen (1961-62, 1966-67, 1969) . . . Marino did not have a game passing for 400 yards in 1998 . . . Marino has 13 career 400-yard games (15, including playoffs) and the Dolphins are 8-5 in those 13 games (9-6 overall, including the playoffs) . . . Marino had four 300-yard games in 1998, on Dec. 27th at Atlanta when he threw for 320 yards, Dec. 21st vs. Denver when he threw for 355 yards, Dec. 13th vs. N.Y. Jets when he threw for 321 yards and on Oct. 12th at Jacksonville when he threw for 323 yards, and the Dolphins went 1-3 in those four games . . . Marino now has 60 career regular season 300-yard games (64, including playoffs) and the Dolphins are 36-24 in those 60 300-yard games (37-27 overall, including playoffs) . . . Marino's 60 career 300-yard passing games extends his own NFL record for most career 300-yard passing games . . . He broke Dan Fouts' former NFL record of 51 career 300-yard games on Dec. 3, 1995 vs. Atlanta when Marino had 343 yards passing, the 52nd regular season game of 300 or more passing yards in his career . . . Marino tied Fouts' record of 51 regular season career 300-yard games when he had 333 yards passing on Nov. 12, 1995 vs. New England . . . Marino owns the top 11 and 42 of the top 50 passing yardage games in Dolphins history as well as 64 of the 76 300-yard passing games in club history . . . Marino threw for under 200 yards in each of his first four games in 1998, marking the first time in his career he has gone four straight games throwing for under 200 yards in each contest . . . Overall in 1998 he threw for under 200 yards in seven of 16 games . . .

TOUCHDOWN PASSES: Marino's first touchdown pass on Nov. 26, 1995 at Indianapolis, a six-yard TD pass to Keith Byars with 13:54 elapsed in the second quarter, was Marino's 343rd TD pass of his career, breaking Fran Tarkenton's former NFL record of most career touchdown passes (342), making Marino the league's all-time leader in career TD passes . . . Marino tied Tarkenton's record vs. San Francisco on November 20, 1995, with a four-yard TD pass to O.J. McDuffie in the third quarter . . . On Nov. 29th, 1998 vs. New Orleans, Marino's seven-yard touchdown pass to O.J. McDuffie was the 400th TD pass of his career, becoming the first quarterback in NFL history to throw for 400 touchdown passes . . . Marino now has 408 career touchdown passes:

TOP TWENTY, CAREER TOUCHDOWN PASSES

*1. DAN MARINO.....408 (16)	11. John Hadl.....244 (16)
2. Fran Tarkenton.....342 (18)	12. Len Dawson.....239 (19)
3. John Elway300 (16)	13. Jim Kelly237 (11)
*4. Warren Moon.....290 (15)	14. George Blanda.....236 (26)
Johnny Unitas.....290 (18)	*15. Steve Young229 (14)
6. Joe Montana.....273 (16)	16. John Brodie.....214 (16)
*7. Dave Krieg.....261 (19)	*17. Brett Favre213 (8)
8. Sonny Jurgensen.....255 (18)	18. Y.A. Tittle212 (15)
9. Dan Fouts254 (15)	Terry Bradshaw.....212 (14)
10. Boomer Esiason247 (14)	20. Jim Hart209 (18)
() - number of years played	* - active players

Through his first 16 seasons Marino has averaged 25.5 touchdowns passes per season and 1.77 TD passes per game he has played . . . Marino and the "Marks Brothers", Mark Clayton and Mark Duper, combined for the second and sixth (tied) most prolific quarterback to wide receiver scoring combinations in NFL history: Marino and Clayton combined for 79 touchdown passes, which ranks second in NFL history and had been highest scoring duo until they were passed by Steve Young and Jerry Rice in 1998, while the Marino-to-Duper combination, with 55 touchdowns, ranks tied for sixth:

NFL ALL-TIME TOP QUARTERBACK-TO-RECEIVER SCORING COMBINATIONS

QUARTERBACK	RECEIVER	TEAM	SEASONS TOGETHER	TOUCHDOWNS
1. Steve Young	Jerry Rice	S.F.	1987-98	84
2. DAN MARINO	MARK CLAYTON	MIAMI	1983-92	79
3. Jim Kelly	Andre Reed	Buff.	1986-96	65
4. John Unitas	Raymond Berry	Balt.	1955-67	63
5. John Hadl	Lance Alworth	S.D.	1962-70	56
6. DAN MARINO	MARK DUPER	MIAMI	1983-92	55
7. Joe Montana	Jerry Rice	S.F.	1985-92	55
8. Sonny Jurgensen	Charley Taylor	Wash.	1964-74	53
Ken Anderson	Isaac Curtis	Cin.	1973-84	51

MARINO'S 408 CAREER TOUCHDOWN PASSES

BY TARGETS

(50 different individuals)

Mark Clayton79	Keith Byars7	Troy Stradford2
Mark Duper55	Oronde Gadsden.....7	Woody Bennett2
Nat Moore24	Tony Paige6	Jimmy Cefalo2
O.J. McDuffie.....23	Lorenzo Hampton.....6	Irving Spikes2
Jim Jensen19	Tony Nathan5	Bobby Humphrey1
Bruce Hardy16	Greg Baty4	Jerris McPhail1
Irving Fryar15	Fred Barnett4	David Overstreet.....1
Keith Jackson15	Andre Brown.....4	Brett Perriman1
Dan Johnson14	Ron Davenport.....4	Ed Perry1
Ferrell Edmunds.....9	Bernie Parmalee.....3	Sammie Smith1
Mark Ingram.....8	Charles Jordan.....3	Frank Wainright.....1
Joe Rose8	Gary Clark2	Robert Wilson.....1
James Pruitt8	Eric Green2	Brett Carolan1
Fred Banks8	Randal Hill2	Karim Abdul-Jabbar1
Lamar Thomas8	Terry Kirby2	Vince Heflin1
Tony Martin7	Stanley Pritchett2	John Avery1
Troy Drayton.....7	Scott Schwedes.....2	

BY QUARTERS

FIRST: 67 SECOND: 151 THIRD: 95 FOURTH: 94 OVERTIME: 1

BY LENGTH

YEAR	1-9		10-19		20-29		30-39		40-49		50-59		60-69		70-79		80-89		90-99		TOTAL
	Yards	Yards	Yards	Yards	Yards	Yards	Yards	Yards	Yards	Yards	Yards	Yards	Yards	Yards	Yards	Yards	Yards	Yards	Yards		
1983	7	5	4	0	1	0	2	0	1	0	0	0	0	0	0	0	0	0	0	0	20
1984	18	13	5	5	2	0	3	1	1	0	0	0	0	0	0	0	0	0	0	0	48
1985	12	7	4	1	2	1	3	0	0	0	0	0	0	0	0	0	0	0	0	0	30
1986	19	6	9	3	3	1	2	0	1	0	0	0	0	0	0	0	0	0	0	0	44
1987	11	5	5	2	1	2	0	0	0	0	0	0	0	0	0	0	0	0	0	0	26
1988	14	4	5	3	1	0	0	0	0	0	0	0	0	0	0	0	0	0	0	0	28
1989	9	7	1	1	3	0	2	1	0	0	0	0	0	0	0	0	0	0	0	0	24
1990	7	6	2	4	0	1	1	0	0	0	0	0	0	0	0	0	0	0	0	0	21
1991	12	6	2	3	2	0	0	0	0	0	0	0	0	0	0	0	0	0	0	0	25
1992	9	4	2	4	3	1	1	0	0	0	0	0	0	0	0	0	0	0	0	0	24
1993	1	1	2	1	1	1	0	0	0	0	0	0	0	0	0	0	0	0	0	0	8
1994	10	8	7	1	1	2	1	0	0	0	0	0	0	0	0	0	0	0	0	0	30
1995	13	2	5	1	1	1	1	0	0	0	0	0	0	0	0	0	0	0	0	0	24
1996	7	6	1	1	0	1	0	1	0	0	0	0	0	0	0	0	0	0	0	0	17
1997	5	2	6	2	1	0	0	0	0	0	0	0	0	0	0	0	0	0	0	0	16
1998	10	8	1	1	1	1	1	0	0	0	0	0	0	0	0	0	0	0	0	0	23
TOTAL	164	90	61	33	23	12	17	3	5	0	0	0	0	0	0	0	0	0	0	0	408

BY STADIUM

Pro Player147	Cinergy.....5	Silverdome2
Orange Bowl68	Houlihan's.....4	Astrodome2
Giants.....30	Three Rivers.....4	Trans World.....2
RCA23	Oakland4	Soldier2
Ralph Wilson22	L.A. Coliseum3	Mil. County2
Foxboro20	Arrowhead.....3	Memorial.....2
Qualcomm10	Mile High3	Texas2
RFK6	Busch3	Sun Devil2
Cleveland6	Veterans3	Alltel2
Lambeau6	Metrodome3	Kingdome1
Anaheim.....5	Shea3	Georgia Dome1
Superdome5	3Com.....2	

NOTE: Dan Marino has thrown at least one regular season touchdown pass in all but one current NFL stadium (Ericsson Stadium) which he has visited . . . Marino has not played a regular season game at Titans Stadium, Jack Kent Cooke Stadium, PSINet Stadium, or Browns Stadium . . . In addition, in post-season play, he has 12 TD passes in the Orange Bowl, nine at Pro Player Stadium, five at Ralph Wilson Stadium, three at Qualcomm Stadium, and one TD pass at Stanford Stadium.

Marino also owns the top three marks for touchdown passes by a quarterback against a single opponent in NFL history:

MOST CAREER TOUCHDOWN PASSES AGAINST AN OPPONENT

NAME	TEAM	YEARS	OPPONENT	TOUCHDOWN PASSES
1. DAN MARINO	MIAMI	1983-98	N.Y. JETS	69
2. DAN MARINO	MIAMI	1983-98	BUFFALO	49
3. DAN MARINO	MIAMI	1983-98	IND./BAL.	49
4. John Elway	Denver	1983-98	Seattle	44
5. John Hadl	S.D./L.A. Rams, G.B., Hou.	1962-77	Denver	43
6. DAN MARINO	MIAMI	1983-98	NEW ENGLAND	42

Marino threw at least one touchdown pass in the first six games of the 1998 season . . . It marked the sixth time in his career he has thrown at least one TD pass in his first six games of the season and the first time since 1994 . . . Overall in 1998, Marino threw a touchdown pass in 14 of the 16 games he has played and in his career Marino has thrown at least one TD pass in 197 of his 231 regular-season games as well as in 14 of his 16 playoff games (211 of 247 overall):

MARINO'S GAMES WITH AT LEAST ONE TD PASS

YEAR	REGULAR SEASON	PLAYOFFS	OVERALL
1983	10 of 11	1 of 1	11 of 12
1984	16 of 16	3 of 3	19 of 19
1985	13 of 16	2 of 2	15 of 18
1986	16 of 16	—	16 of 16
1987	11 of 12	—	11 of 12
1988	13 of 16	—	13 of 16
1989	12 of 16	—	12 of 16
1990	14 of 16	2 of 2	16 of 18
1991	13 of 16	—	13 of 16
1992	13 of 16	2 of 2	15 of 18
1993	5 of 5	—	5 of 5
1994	14 of 16	2 of 2	16 of 18
1995	13 of 14	1 of 1	14 of 15
1996	10 of 13	—	10 of 13
1997	10 of 16	0 of 1	10 of 17
1998	14 of 16	1 of 2	15 of 18
TOTALS	197 of 231	14 of 16	211 of 247

Overall in Marino's career, the Dolphins are 14-20 in the 34 regular season games in which Marino failed to throw a touchdown pass (and 14-22 in his 36 overall games, including playoffs), with two victories coming in 1998 (Nov. 15th at Carolina and Oct. 25th vs. New England), three wins coming in 1997 (Oct. 19th at Baltimore, Sept. 7th vs. Tennessee and Aug. 31st vs. Indianapolis), one win in 1996 (Sept. 1st vs. New England), one win in 1995 (Oct. 29th vs. Buffalo), one win in 1994 (Dec. 25th vs. Detroit), two in 1992 (Dec. 27th at New England and Oct. 11th vs. Atlanta), one in 1991 (September 22nd vs. Green Bay), one in 1990 (Oct. 18th vs. New England), and the other two coming in 1989 (Oct. 15th at Cincinnati and December 10th vs. New England) . . . Only four times in Marino's career has he not thrown a touchdown pass in consecutive games . . . He has never gone three games in a row in his career without a TD pass . . . Marino has six career games of throwing five or more touchdown passes, and the Dolphins are 4-2 in those contests . . . On Dec. 21, 1998 vs. Denver, Marino threw four touchdown passes, (three to Lamar Thomas and one to Oronde Gadsden), and it marked the first time since November 26, 1995 at Indianapolis that Marino threw for four or more touchdowns . . . Marino has 21 career games passing for four or more touchdowns (including one in 1998), and he is 16-5 in those 21 contests (including 1-0 in 1998) . . . When Marino threw for five touchdowns on September 4, 1994 vs. New England, it was the 18th time he threw for four or more touchdowns, breaking an NFL record he had shared with Johnny Unitas for most career games (17) throwing four or more touchdown passes . . . In addition to the Broncos game on December 21, 1998, Marino threw for three touchdown passes on one other occasion during the 1998 season, on Nov. 29, 1998 vs. New Orleans and the Dolphins won that contest . . . Overall in his career he has thrown three or more touchdowns in 60 games (65, including playoffs), and he is 41-19 in those contests (44-21 including post-season games) . . . Marino has thrown for 20 or more TD passes in 13 of his 16 years in the NFL, including 1998 when he threw for 23 TD passes . . . The only seasons when he failed to reach 20 TD passes came in 1997, 1996 and in 1993, a season when he played only five games due to injury . . . By throwing for 20 touchdown passes in 1998, he extended his own NFL record for most years throwing for 20 or more touchdown passes to 13 seasons . . . In 1991, Marino became the first quarterback in NFL history to throw 20 or more touchdown passes nine different times . . . He and Johnny Unitas had been tied for the old record as the only NFL quarterbacks ever to throw 20 or more touchdown passes in eight different seasons before Marino broke that mark with his ninth season of 20 or more touchdown passes; Marino accomplished his record-setting feat in his first nine seasons in the league, while Unitas played 18 seasons in the NFL:

NFL LEADERS, MOST SEASONS OF 20 OR MORE TOUCHDOWN PASSES

NAME	YEARS WITH 20-PLUS TDs	SEASONS WITH 20-PLUS TDs	NFL SEASONS	CAREER TOUCHDOWNS
DAN MARINO	13	1983-92, 94-95, 98	16	408
John Unitas	8	1957, 59-60, 62-63, 65-67	18	290
John Hadl	7	1965-68, 70-71, 74	16	244
Fran Tarkenton	7	1962, 64, 67-69, 75, 78	18	342
Sonny Jurgensen	7	1961-62, 64, 66-67, 69-70	18	255
Jim Kelly	7	1986, 89-92, 94-95	11	237
Warren Moon	7	1987, 89-91, 93, 95, 97	15	290

Marino also is the only player in NFL history to throw 20 or more touchdown passes in his first ten NFL seasons and in ten consecutive seasons . . . Four times in his career (1984-86, 1994) Marino has thrown for 30 or more touchdowns, and he is second to Brett Favre (five, 1994-98) for the NFL record of most seasons throwing 30 or more touchdown passes . . . In addition to Marino and Favre, only eight other quarterbacks have thrown 30 or more TD passes twice (Sonny Jurgensen, 1961, 1967; Y.A. Tittle, 1962, 1963; Daryle Lamonica, 1967, 1969; Dan Fouts, 1980, 1981; Steve Bartkowski, 1980, 1981; Warren Moon, 1990, 1995; Steve Young, 1994, 1998, and Randall Cunningham, 1990, 1998) . . . Marino is the only QB to throw 40 or more TDs in two different seasons (1984, 1986) . . .

TOTAL OFFENSE: With 58,913 yards passing along with 93 yards rushing, Marino has 59,006 yards in total offense (combined rushing and passing yards) in his career, and he is the all-time NFL leader in that category:

ALL-TIME NFL TOTAL OFFENSE LEADERS

NAME	TOTAL YARDS	PASSING YARDS	RUSHING YARDS	NFL SEASONS
*1. DAN MARINO	59,006	58,913	93	16
2. John Elway	54,882	51,475	3,407	16
*3. Warren Moon	50,831	49,097	1,734	15
4. Fran Tarkenton	50,677	47,003	3,674	18
5. Dan Fouts	43,516	43,040	476	15

* - active players

INTERCEPTIONS: In his career, Marino has not thrown an interception in 82 games (86, including playoffs) . . . The Dolphins are 59-23 in those 82 games in which he was not intercepted (62-24, including playoffs) . . . In 1998, Marino was not intercepted in five games (including the first three games of the season) and the Dolphins went 4-1 in those contests . . . Their only loss in those five games came on Nov. 1, 1998 at Buffalo . . . By not throwing an INT in the first three games of 1998, it marked the first time in Marino's career that he has gone the first three games of a season without throwing an INT . . . In addition, his three-game stretch without an INT is the fourth time in his career that Marino has gone three or more straight regular season games without throwing an interception . . . The other times occurred in 1994 (games 14-16), 1996 (games 10-12), and in 1997 (games 4-7) . . . When he threw an interception on the final play of the first half of Game Four (Oct. 4, 1998 at N.Y. Jets), it ended his streak, leaving him with three straight games without an INT, one shy of the team record . . . In those first three-plus games of 1998, Marino went 85 passes without an interception, and going back to the regular season finale in 1997, on Dec. 22, 1997 vs. New England, he went 87 straight passes without an INT before having that streak broken . . . Marino had two interceptions returned for touchdowns in 1998: On Dec. 27, 1998 at Atlanta Ronnie Bradford returned a Marino interception 11 yards for a touchdown, and on Nov. 29, 1998 vs. New Orleans, Rob Kelly returned a Marino interception 79 yards for a touchdown . . . Overall in his career, Marino has thrown 25 interceptions that have been returned for touchdowns, 24 in the regular season and one in the playoffs . . .

SACKS: In 1998, Marino was sacked 23 times, the third highest single season total of his career . . . Marino had six games in 1998 where he was not sacked, and the Dolphins went 5-1 in those six contests . . . On Nov. 29, 1998 vs. New Orleans, Marino was not sacked, breaking the Saints' streak of recording at least one sack in 60 consecutive games . . . On Dec. 13, 1998 at N.Y. Jets, Marino was sacked five times, which matched his single game career high (he also was sacked five times at New Orleans on Nov. 29, 1992) . . . In that Jets game he was sacked by Chad Cascadden, who forced and recovered Marino's fumble and returned it 23 yards for a Jets touchdown . . . For nine consecutive seasons (1982-90), the Dolphins allowed the fewest sacks in the NFL, including the first eight years of Marino's career . . .

RUSHING AND RECEIVING: Marino rushed for a touchdown once in 1998, a three-yard touchdown run on Dec. 27, 1998 at Atlanta . . . In his career Marino has rushed for a touchdown nine times in the regular season (ten, including playoffs): Dec. 27, 1998 at Atlanta, three yards; Dec. 12, 1994 vs. Kansas City, four yards; Sept. 26, 1993 at Buffalo, four yards; Dec. 15, 1991 at San Diego, 10 yards; Dec. 10, 1989 vs. New England, one yard; Oct. 15, 1989 at Cincinnati, one yard; Dec. 7, 1987 vs. N.Y. Jets, five yards; Nov. 20, 1983 vs. Baltimore, one yard; and Oct. 30, 1983 vs. L.A. Rams, two yards (and one playoff contest -- Jan. 12, 1991 at Buffalo in AFC Divisional Playoff contest, two yards) . . . The Dolphins are 7-2 in those regular season contests (7-3 including playoff games) when Marino has rushed for a touchdown . . . Marino has caught one pass in his career, on Nov. 12, 1995 vs. New England, when he caught his own deflected pass for a six-yard loss . . .

SERVICE: Marino was one of seven quarterbacks (Trent Dilfer, Brett Favre, Peyton Manning, Steve McNair, Jake Plummer, and Kordell Stewart) to have started all 16 games in 1998 . . . Marino played all but 12 snaps in 1998 (the final six snaps on Dec. 27th at Atlanta, one snap on Nov. 29th vs. New Orleans, on Nov. 15th at Carolina and on Nov. 8th vs. Indianapolis and the final three snaps on Oct. 4th at N.Y. Jets) . . . None of those snaps were missed because of injury but were due to coaches' decisions . . . The 1998 season marked the 11th time in Marino's career that he has started every game in a 16-game season . . . Marino has started each of the last 41 regular season games, which currently is the third longest consecutive starting streak among NFL quarterbacks and first among quarterbacks in the AFC:

ACTIVE CONSECUTIVE GAME STARTS, NFL QUARTERBACKS

PLAYER	TEAM	START OF STREAK	CONSECUTIVE STARTS
1. Brett Favre	Green Bay	September 27, 1992 vs. Pittsburgh	109
2. Trent Dilfer	Tampa Bay	September 3, 1995 at Philadelphia	64
5. DAN MARINO	MIAMI	OCTOBER 27, 1996 VS. DALLAS	41
4. Steve McNair	Tennessee	Dec. 22, 1996 at Baltimore	33
5. Kordell Stewart	Pittsburgh	August 31, 1997 vs. Dallas	32

When Marino started in the 1998 season opener on September 6, 1998 at Indianapolis, it was his 15th consecutive opening game start, the second-longest streak among active quarterbacks, trailing only Denver's John Elway, who has started 16 straight season openers . . . On Sept. 6, 1998 at Indianapolis Marino began his 16th year of service with the Dolphins, breaking Bob Kuechenberg's club record for most seasons as a Dolphin (15 seasons), which Kuechenberg originally set from 1970-84 . . . On Aug. 31, 1997 vs. Indianapolis, Marino played in his 200th regular season game, becoming the first Dolphin to reach that milestone . . . On Oct. 27, 1996 vs. Dallas, Marino played in his 191st career regular season game, breaking Kuechenberg's former team record (190) for most regular season games played . . . He now has played in 231 regular season games with Miami, including 229 starts, and has started all 16 playoff games the Dolphins have played in since he joined the team . . . Since the start of the 1984 season, Marino has started 220 of the Dolphins' last 236 regular season games (and 235 of 251 games overall including playoffs), not counting the three 1987 replacement games . . . Marino's 231 games played is fourth on the list of players active through 1998 for most career appearances with the same team:

MOST CAREER APPEARANCES WITH ONE TEAM, PLAYERS ACTIVE THROUGH 1998

PLAYER	POSITION	TEAM	APPEARANCES
1. Bruce Matthews	OT	Tennessee	248
2. John Elway	QB	Denver	234
Darrell Green	CB	Washington	234
4. DAN MARINO	QB	MIAMI	231

INJURIES: Marino did not suffer any injuries in 1998, and the snaps he missed in 1998 were all due to coaches' decisions . . . Marino's last injury came on November 2, 1997 at Buffalo, when he suffered a left ankle sprain late in the second quarter that forced him to miss the final play of the first half and all but the first series of the second half . . . The last time Marino missed an entire game due to an injury came in 1996, when he missed three contests; on Sept. 23, 1996 at Indianapolis he was forced from the game permanently midway through the first quarter with a fractured right ankle, suffered without being hit on a 34-yard pass completion to O.J. McDuffie, an injury that forced him to miss the next three games that season (Oct. 6th vs. Seattle, Oct. 13th at Buffalo, and Oct. 20th at Philadelphia) . . . Overall the Dolphins are 8-10 in the 18 games that Marino has missed during his career because of injury . . . Before their win on Oct. 13, 1996 at Buffalo, Miami had lost the eight previous games Marino missed (the final five contests in 1993, two games in 1995, and one contest in 1996) . . . Of the 18 games Marino has missed due to injury, three came in 1996 (see above for dates) while recovering from surgery to repair a fractured right ankle, two games in 1995 (Oct. 22nd at N.Y. Jets and Oct. 15 at New Orleans) while recovering from a bruised left hip and arthroscopic surgery on his right knee, the final 11 games of the 1993 season after being placed on Injured Reserve on Oct. 13th as a result of a torn Achilles' tendon in his right leg, and the final two games of the 1983 season due to a left knee sprain . . . The first game he missed as a result of his Achilles injury, on October 24, 1993 vs. Indianapolis, broke his streak of playing 145 straight regular season games (excluding the three replacement contests in 1987), dating back to the start of the 1984 season (155 straight games if playoff games are counted) . . . Before that injury, Marino was the only NFL quarterback to have started every game since the replacement games in 1987 . . . Marino is one of only six NFL quarterbacks who have started 100 or more straight regular season games since the 1970 merger (also: Ron Jaworski, Phila., 116 games [1977-84], Brett Favre, G.B., 109 games [1992-current], Brian Sipe, Cleve., 109 games [1975-83], Joe Ferguson, Buff., 107 games [1977-84], and Steve Bartkowski, Atl., 100 games [1977-84]) . . .

OPERATIONS: Did not undergo any surgical procedures following the 1998 season . . . It marked the tenth time in his career that his off-season was surgery-free (after the 1986,

1988-90, 1992, and 1994-98 seasons) . . . On September 24, 1996, Marino underwent an arthroscopic debridement (cleaning) as well as an internal fixation (screw insertion) of his right ankle fracture . . . The surgery was performed at HealthSouth Doctor's Hospital in Coral Gables by Dolphins team physicians Dr. John Uribe and Dr. Dan Kanell . . . His previous surgery was on Oct. 9, 1995, when Dolphins team physicians Dr. Dan Kanell and Dr. Peter Indelicato at Holy Cross Medical Center repaired cartilage damage to his right knee that was injured on Oct. 8th vs. Indianapolis . . . Underwent arthroscopic surgery on March 31, 1994 to remove bone spurs from his right ankle . . . Was operated on to repair torn Achilles' tendon in his right leg on October 11, 1993 by Dolphins team physicians Dr. Dan Kanell and Dr. Peter Indelicato at Imperial Point Medical Center and he missed the final 11 games of the 1993 season . . . In addition, Marino also has undergone surgery on his left knee five times since joining the Dolphins, most recently arthroscopic surgery (performed by Dr. Kanell) to repair loose cartilage in his left knee on December 26, 1991 . . . The other operations to that knee took place on March 8, 1988, February 7, 1986, April 3, 1985, and on Jan. 6, 1984 . . .

NFL RECORDS: Overall, Marino holds 25 NFL regular season records and is tied for five others . . . In addition to the above records for attempts, completions, yardage and touchdowns, Marino holds NFL single season records for yards (5,084 in 1984) and touchdowns (48 in 1984) . . . Having led the NFL in attempts in 1984, 1986, 1988, 1992, and 1997, Marino set a new NFL record for most seasons leading the league in pass attempts (five) . . . He had previously been tied with three other quarterbacks (Sammy Baugh, Johnny Unitas, George Blanda) who led the NFL in that category four times each . . . Having led the NFL in completions from 1984-86, 1988, 1992 and 1997, Marino set a new NFL record for most seasons leading the league in pass completions (six) . . . He had previously been tied with Sammy Baugh, who led the NFL in that category in five seasons . . . Marino and Blanda (1963-65) are the only QBs to lead the NFL in completions three consecutive years . . . Having led the NFL in passing yards from 1984-86, 1988 and 1992, Marino joined Sonny Jurgensen as the only players to have led the NFL in passing yards in five seasons, and only Dan Fouts (1979-82) has led the league longer consecutively in yardage (four seasons) . . . Marino led the NFL in touchdown passes from 1984-86, and if he does so again in 1999, he would join only three others (Johnny Unitas, Len Dawson, Steve Young) who have led the league in that category in four seasons, and only Unitas (1957-60) has led the NFL in TDs longer consecutively (four seasons) . . .

DOLPHINS RECORDS: Overall, Marino holds 38 Dolphins regular season team records and is tied for six others . . . Marino broke all of Bob Griese's team records in passing yardage, attempts, completions, and TD passes:

MARINO'S MIAMI DOLPHINS CAREER RECORDS

TD PASSES	YARDS	ATTEMPTS	COMPLETIONS	INTERCEPTIONS
408 Marino	58,913 Marino	7,989 Marino	4,763 Marino	235 Marino
192 Griese	25,092 Griese	3,429 Griese	1,926 Griese	172 Griese

Griese (1967-80) played 14 seasons in the NFL, while Marino (1983-98) has played 16 seasons in the league . . . Marino also holds team career records for highest passer rating, highest completion percentage, and most 300-yard and 400-yard games . . .

COMEBACKS: Marino led the Dolphins to a fourth quarter comeback victory once in 1998, on Oct. 25, 1998 when the Dolphins defeated the Patriots 12-9 in overtime . . . In that contest, the Dolphins trailed 9-6 with 2:13 left in regulation after a Patriots field goal, but tied the game and went on to win in overtime . . . In the fourth quarter and overtime in that contest Marino was 10-19 for 144 yards and no touchdowns or interceptions . . . Over the course of Marino's 16-year career with the Dolphins, he has brought the team back from a fourth quarter deficit a total of 34 times, with 20 fourth quarter triumphs at home and 14 on the road . . . Included in that total are two playoff games in which Marino has led Miami back in the fourth quarter . . . Marino's total of 34 fourth quarter comeback wins does NOT include 13 additional games, (12 in the regular season and one in the playoffs, coming in 1998 in an AFC Wild Card playoff game vs. Buffalo on Jan. 2, 1999), that Marino won when the Dolphins were tied (but never did trail) in the fourth quarter, ten at home (one playoff contest and nine regular season games) and three on the road; If those 13 fourth-quarter tied situations are included, then Marino has led the Dolphins on a total of 47 game-winning drives (30 at home and 17 on the road) . . . With 34 fourth quarter comeback victories, Marino ranks second among quarterbacks in that category, behind Denver's John Elway, who has 43 final period come-from behind wins:

ALL-TIME FOURTH QUARTER COMEBACK DRIVES

PLAYER	TEAMS	FOURTH QUARTER COMEBACK DRIVES
1. John Elway	Denver	43
2. DAN MARINO	MIAMI	34
3. Joe Montana	San Francisco, Kansas City	31
5. Jim Kelly	Buffalo	24

In Marino's 34 career fourth quarter comebacks, he has completed 255 of 402 passes (63.4%) for 3,402 yards with 26 touchdowns and eight INTs for a rating of 103.5:

DAN MARINO'S FOURTH QUARTER COMEBACKS

DATE	OPPONENT	FOURTH QUARTER SCORE	FINAL SCORE	4th QTR. STATS C- A-YDS-T-I
11/4/84	at N.Y. Jets	14-17	31-17	5-8-99-1-0
11/11/84	PHILADELPHIA	14-17	24-23	3- 6- 19-0-0
10/6/85	PITTSBURGH	17-20	24-20	8-15-112-0-2
11/10/85	N.Y. JETS	14-17	21-17	6- 8- 99-1-1
12/8/85	at Green Bay	20-24	34-24	7-10-100-2-0
*1/4/86	CLEVELAND	17-21	24-21	4- 6- 60-0-0
11/16/86	at Buffalo	20-24	34-24	14-17-124-2-0
11/1/87	PITTSBURGH	21-24	35-24	6- 6-100-1-0
12/20/87	WASHINGTON	16-21	23-21	9-18-175-2-0
10/16/88	SAN DIEGO	17-28	31-28	5-11- 66-0-0
10/15/89	at Cincinnati	10-13	20-13	5- 7-111-0-0
11/19/89	at Dallas	10-14	17-14	3- 7- 42-0-0
9/9/90	at New England	20-24	27-24	4- 7- 31-1-1
10/7/90	N.Y. JETS	13-16	20-16	6- 9- 70-1-0
12/9/90	PHILADELPHIA	10-20	23-20 (OT)	13-25-152-1-0#
*1/5/91	KANSAS CITY	3-16	17-16	8- 8-101-2-0
9/22/91	GREEN BAY	6-13	16-13	5- 8- 75-0-0
11/24/91	at Chicago	3-13	16-13 (OT)	5-11- 62-1-1#
9/14/92	at Cleveland	20-23	27-23	9-13-121-0-0
9/27/92	at Seattle	12-17	19-17	7-14- 85-1-1
10/11/92	ATLANTA	14-17	21-17	6- 7- 91-0-0
11/22/92	HOUSTON	13-16	19-16	8-14- 86-0-0
12/20/92	N.Y. JETS	16-17	19-17	5-10-104-1-0
12/27/92	at New England	6-13	16-13 (OT)	7-11- 90-0-0#
9/5/93	at Indianapolis	17-20	24-20	9-13- 69-1-0
9/4/94	NEW ENGLAND	32-35	39-35	8-13-179-2-0
10/16/94	L.A. RAIDERS	10-17	20-17 (OT)	4-9- 55-1-0#
11/6/94	INDIANAPOLIS	6-14	22-21	13-16-123-1-1
11/27/94	at N.Y. Jets	14-24	28-24	15-18-164-2-0
10/1/95	at Cincinnati	16-17	26-23	13-18-148-1-0
12/3/95	ATLANTA	9-14	21-20	13-21-138-1-1
11/17/96	at Houston	13-17	23-20	6-6-113-0-0
9/7/97	TENNESSEE	6-13	16-13 (OT)	6-13-94-0-0#
10/25/98	NEW ENGLAND	6-9	12-9 (OT)	10-19-144-0-0#

* - playoff game # - includes overtime stats

HONORS: Marino was named as AFC Player of the Week once in 1998, for the week of Dec. 19-21, 1998 following his performance vs. Denver on Dec. 21, 1998 . . . In that contest Marino was 23-38 for 355 yards with four touchdowns and one interception . . . It was the 59th time in the regular season that Marino threw for 300 or more yards, and it was the 21st time in the regular season that he passed for four or more touchdowns . . . In that contest Marino also went over the 3,000-yard passing mark for the season, the 13th time he accomplished that feat to break his tie with John Elway and establish a new NFL record . . . In addition, he also went over 20 touchdowns in that game, the 13th time he has passed for 20 or more touchdowns in

a season, extending his own NFL record for most 20-touchdown seasons . . . It was Marino's first AFC weekly honor since he last won the award in Week 14 of the 1995 season . . . He also was the first Dolphin to win the AFC Offensive Player of the Week award since Week 1 of the 1996 season, when Karim Abdul-Jabbar was named to that honor . . . Marino has won the AFC Offensive Player of the Week honor 16 times in the regular season (and 18 times overall, including playoffs), as well as two AFC Player of the Month Awards in his 16-year NFL career . . . It is the most times any player has won AFC Player of the Week honors since the award was instituted in 1984 . . . John Elway is second with 15 awards (in addition to two Player of the Month Awards), Boomer Esiason is tied for third with ten awards (he also has two Player of the Month Awards) along with Jim Kelly, who also has ten AFC awards (along with three AFC Player of the Month Awards), while Warren Moon is fifth with eight AFC awards (as well as one monthly honor) . . . The last time Marino was named AFC Player of the Month was for October, 1988 . . .

MAN OF THE YEAR AWARD: On January 28, 1999, Marino was named as the 1998 Sprint/NFL Man of the Year . . . It is the only league-sponsored award that recognizes player community service as well as excellence on the field . . . Off the field, Marino established the Dan Marino Foundation, which was created to benefit children's charities in South Florida . . . He hosted events throughout the year to raise money for the foundation . . . One major project was the newly created Miami Children's Hospital/Dan Marino Center in Weston, Florida that opened in 1998 and offers comprehensive health care to children with chronic medical needs . . . Marino also spearheaded the Dolphins' annual Thanksgiving turkey giveaway each year in conjunction with the Daily Bread Food Bank . . . Marino was the Dolphins' United Way representative in 1994-96 and has been a strong supporter of their programs . . . In 1998, Marino was chosen as one of three national spokesmen for the NFL's 25-year anniversary with United Way . . . Marino becomes the second Dolphins player to win the NFL Man of the Year Award; Dwight Stephenson won that honor in 1985 . . .

COMMUNITY SERVICE AWARD: Marino also was chosen by the Dolphins organization as the club's winner of the annual Community Service Award . . . It is the second time in Marino's career that he has been selected as the winner of this award, having also been honored in 1996 . . . Since the award was first instituted in 1987, Marino is one of only three players to be honored more than once (John Offerdahl, 1989-90 and 1993; and Bryan Cox, 1994-95) . . .

SOUTH FLORIDA AWARDS: In balloting of South Florida media for the Dolphins' Most Valuable Player Award, Marino has won that award 12 times (1983-92, 1994-95) . . . Marino passed Bob Griese, who won that award six times (1967-68, 1970-71, 1974, 1977) . . . Marino won the MVP award each of his first ten years in the league (1983-92), and no other Dolphin has ever won more than two consecutive MVP awards . . . In addition, in 1995 Marino was named the winner of the Miami Dolphins' Leadership Award for the first time, an award presented annually to the Miami player chosen by Dolphins management and coaches for leadership on and off the playing field . . . Marino again won the Leadership Award in 1997, this time chosen by his teammates . . . Marino has won the Dolphins' Outstanding Offensive Back award ten times (1983-90, 1992, 1994) . . . His ten years winning that award surpassed the former team high set by Larry Csonka (1970-74, 1979), who had won that award six times . . .

PLAYOFF CAREER: In his two playoff games in 1998, Marino was 49-71 (69.0%) for 478 yards, one touchdown, three interceptions and two sacks for a 74.7 rating . . . Took all but two snaps (the final two snaps in Divisional Playoff contest at Denver when game was out of reach) in those two contests . . . In Divisional Playoff at Denver on Jan. 9, 1999, Marino was 26-37 for 243 yards, no touchdowns, two interceptions and one sack . . . His 70.3% completion percentage in that contest is his second highest percentage in the playoffs, surpassed only by his 75.9% completion rate (22-29) in AFC First Round game vs. Kansas City on Dec. 31, 1994 . . . The Broncos contest marked only the second time in 16 playoff contests when Marino failed to throw a touchdown pass . . . In AFC Wild Card contest on Jan. 2, 1999 vs. Buffalo, Marino was 23-34 for 235 yards, one touchdown, one interception and no sacks . . . His touchdown came on an 11-yard pass to Lamar Thomas . . . His 56-yard completion to Oronde Gadsden in that contest was the second longest completion of Marino's postseason career, surpassed only by his 64-yard TD pass to Mark Duper on Jan. 12, 1991 in AFC Divisional game at Buffalo . . . Marino also completed an eight-yard deflected pass to center Tim Ruddy, the third completion of his career to an offensive lineman, and his second in the playoffs . . . He had a two-yard TD pass to Roy Foster on Jan. 12, 1991 at Buffalo in an AFC Divisional playoff game when Foster was a tackle-eligible, and his other was a completion for nine yards off a deflection to Keith Sims on Sept. 29, 1991 at the N.Y. Jets . . . In the 1998 playoffs, Marino extended his Dolphins career playoff records for most attempts, completions, yards passing, and touchdown passes, playing in 16 playoff games, while Bob Griese, runner-up in all four categories, played in 12 post-season contests:

MARINO'S MIAMI DOLPHINS CAREER PLAYOFF RECORDS

TD PASSES	YARDS	ATTEMPTS	COMPLETIONS	INTERCEPTIONS
30 Marino	4,219 Marino	632 Marino	357 Marino	22 Marino
10 Griese	1,467 Griese	208 Griese	112 Griese	12 Griese

Marino has attempted 632 passes in his playoff career and ranks third on the all-time NFL playoff list for most passes attempted; Joe Montana is first in NFL playoff history with 734 passes attempted, while John Elway is second with 651 attempts . . . Marino has completed 357 passes in his playoff career . . . On Jan. 2, 1999 in AFC Wild Card contest vs. Buffalo he surpassed Jim Kelly (322) and John Elway (310) to move into second place among the all-time NFL pass completion leaders; Joe Montana is first with 460 pass completions while Elway is third with 355 completions . . . Marino has four postseason games of 300 or more passing yards, which ties him with John Elway, Warren Moon and Troy Aikman for the third highest total in postseason history, surpassed only by the five 300-yard passing games by Dan Fouts and the six 300-yard passing games by Joe Montana . . . Marino has passed for 4,219 yards in his playoff career . . . On Jan. 2, 1999 in AFC Wild Card contest vs. Buffalo he surpassed Jim Kelly (3,863) and moved into third place among the all-time NFL post-season passing yardage leaders; Joe Montana is first with 5,772 passing yards and John Elway is second with 4,964 yards passing:

MOST PASSING YARDS IN NFL POST-SEASON HISTORY

PLAYER	TEAMS	PASSING YARDS	PLAYOFF GAMES
1. Joe Montana	San Francisco/Kansas City	5,772	23
2. John Elway	Denver	4,964	22
3. DAN MARINO	MIAMI	4,219	16
4. Jim Kelly	Buffalo	3,863	17
5. Terry Bradshaw	Pittsburgh	3,833	19
6. Troy Aikman	Dallas	3,563	15

Marino now has thrown 30 touchdowns passes in his 16 post-season games, tied for the second highest career total in NFL history . . . In AFC Wild Card contest on January 2, 1999 vs. Buffalo, Marino's 11-yard TD pass to Lamar Thomas tied him with Terry Bradshaw for second place:

MOST TOUCHDOWN PASSES IN NFL POST-SEASON HISTORY

PLAYER	TEAMS	TOUCHDOWN PASSES	PLAYOFF GAMES
1. Joe Montana	San Francisco/Kansas City	45	23
2. DAN MARINO	MIAMI	30	16
Terry Bradshaw	Pittsburgh	30	19
4. John Elway	Denver	27	22
5. Roger Staubach	Dallas	24	20

Marino has thrown at least one touchdown pass in 14 of his 16 playoff contests, throwing a TD pass in his first 13 postseason contests before being held without a touchdown pass in an AFC Wild Card game on Dec. 28, 1997 at New England . . . He also failed to throw a touchdown pass in the AFC Divisional Playoff contest at Denver on Jan. 9, 1999 . . . Marino's 13-game postseason streak with at least one touchdown pass establishes the NFL record for the most consecutive games with a touchdown pass, and he broke that record on December 31, 1994 vs. Kansas City when he threw a touchdown pass for the 11th consecutive game before extending the mark to 13 straight games following his two touchdowns at Buffalo in an AFC Wildcard playoff game on Dec. 30, 1995, before having that streak ended in an AFC Wild Card game at New England on Dec. 28, 1997:

NFL RECORD, TOUCHDOWN PASSES IN CONSECUTIVE PLAYOFF GAMES

PLAYER	TEAM	SEASONS	CONSECUTIVE PLAYOFF GAMES WITH A TD PASS
DAN MARINO	MIAMI	1983-95	13
Joe Montana	San Francisco	1988-90	10
Ken Stabler	Oakland	1973-77	10
John Elway	Denver	1984-89	9
Joe Montana	San Francisco	1981-84	8
Terry Bradshaw	Pittsburgh	1977-82	8
Bernie Kosar	Cleveland-Dallas	1985-93	8

1998 GAME HIGHLIGHTS - AT INDIANAPOLIS (SEPT. 6): Started on Sept. 6th at Indianapolis and was 13-24 for 135 yards, one touchdown and no interceptions or sacks . . . His touchdown came on a 44-yard TD pass to Oronde Gadsden . . . It marked Gadsden's first ever reception (and TD catch) coming in his first NFL game . . . It marked the first time in 1998 and the 78th time in his career (82, including playoffs) that Marino did not throw an interception . . . The Colts game marked Marino's 16th year of service with the Dolphins, breaking Bob Kuechenberg's former club record for most seasons as a Dolphin (15 seasons), which Kuechenberg originally set from 1970-84 . . .

VS. BUFFALO (SEPT. 13): On Sept. 13th vs. Buffalo was 14-26 for 159 yards, one touchdown and no interceptions . . . His touchdown came on a 17-yard TD pass to Lamar Thomas . . . It marked the second time in 1998 and the 79th time in his career (83, including playoffs) that Marino did not throw an interception . . .

VS. PITTSBURGH (SEPT. 20): On Sept. 20th vs. Pittsburgh was 14-22 for 113 yards, one touchdown and no interceptions . . . His touchdown came on an eight-yard pass to Lamar Thomas . . . It marked the third time in 1998 (the first three contests of the year) and the 80th time in his career (84, including playoffs) that Marino did not throw an interception . . . It also marked the first time in his career that he went the first three games of a season without throwing an INT . . . In addition, his three-game stretch without an INT (covering 72 pass attempts) was the fourth time in his career that Marino went three or more straight regular season games without throwing an interception . . . The other times occurred in 1994 (games 14-16), 1996 (games 10-12), and in 1997 (games 4-7) . . .

AT N.Y. JETS (OCT. 4): On Oct. 4th at N.Y. Jets was 13-31 for 121 yards, one touchdown, two interceptions, and three sacks . . . It was the only time in 1998 and the 28th time in his career (32 times, including playoffs) he completed less than half of his passes and the Dolphins went 0-1 in 1998 and 9-19 in his career (9-23, including playoffs) in those contests . . . It was the fourth straight game he threw for under 200 yards, the first time in his career that he has gone four straight games throwing for under 200 yards in each contest . . . His first interception in that Jets contest ended a streak of throwing 85 straight passes in 1998 without an interception, covering the first three games of the season and all but Marino's final attempt in the second half of the fourth (Jets) game . . . Going back to include the regular season finale in 1997, on Dec. 22, 1997 vs. New England, Marino went 87 straight passes without an INT before having that streak broken against the Jets . . .

AT JACKSONVILLE (OCT. 12): On Oct. 12th at Jacksonville was 30-49 for 323 yards, two touchdowns, one interception and two sacks . . . His touchdowns came on a two-yard pass and a 15-yard pass to Troy Drayton . . . It was the first time Marino threw for over 200 yards in 1998, ending a streak of four straight games of throwing for under 200 yards, the longest such streak of his career . . . His 323 yards passing was the first time in 1998 and the 57th time in his career (61, including playoffs) that he has thrown for 300 or more yards . . .

VS. ST. LOUIS (OCT. 18): On Oct. 18th vs. St. Louis was 14-26 for 114 yards, two touchdowns, one interception and one sack . . . His touchdowns came on a one-yard TD pass to Oronde Gadsden and a 19-yard TD pass to John Avery . . . It was Avery's first-ever NFL touchdown . . .

VS. NEW ENGLAND (OCT. 25): On Oct. 25th vs. New England was 23-42 for 279 yards, no touchdowns, three interceptions and three sacks . . . It marked the 33rd time in Marino's career that did not throw a touchdown pass and only the 13th time he won without throwing a TD pass . . . It also marked the 34th time in Marino's career that he led the Dolphins to a comeback win, bringing the Dolphins back from a 9-6 deficit with 2:13 left in regulation to a 12-9 overtime win . . . In the fourth quarter and overtime in that contest he was 10-19 for 144 yards and no touchdowns or interceptions . . . His three interceptions in that contest was tied for the fourth highest single game total of his career . . .

AT BUFFALO (NOV. 1): On Nov. 1st at Buffalo was 15-27 for 196 yards, one touchdown, no interceptions and three sacks . . . His touchdown pass came on a 12-yard TD toss to Oronde Gadsden . . . It marked the fourth time in 1998 that Marino did not throw an interception, and it was the Dolphins' first loss (3-1) in those games . . . It also was the 81st game in his career that Marino has not thrown an interception (85, including playoffs) . . .

VS. INDIANAPOLIS (NOV. 8): On Nov. 8th vs. Indianapolis was 18-27 for 207 yards, two touchdowns, one interception, and no sacks . . . His touchdowns came on a 61-yard pass and a six-yard pass to O.J. McDuffie . . . Marino opened the game with nine straight completions and at halftime was 16-19 for 192 yards, two TDs and no interceptions . . .

AT CAROLINA (NOV. 15): On Nov. 15th at Carolina was 14-21 for 140 yards, no touchdowns, one interception and one sack . . . It marked the 34th time in Marino's career (and the second time in 1998) that he did not throw a touchdown pass and only the 14th time he won without throwing a TD pass (including twice in 1998) . . . Received a game ball for his performance in that Carolina contest . . .

AT NEW ENGLAND (NOV. 23): On Nov. 23rd at New England was 24-38 for 289 yards, two touchdowns, one interception and no sacks . . . His touchdowns came on passes of 35 yards and 11 yards to Oronde Gadsden . . . It was the third time in 1998 that Marino was not sacked . . .

VS. NEW ORLEANS (NOV. 29): On Nov. 29th vs. New Orleans was 22-40 for 255 yards, three touchdowns, one interception and no sacks . . . All three of his touchdown passes, 22 yards, seven yards, and nine yards, were to O.J. McDuffie . . . His second TD pass of that game, the seven-yard pass to McDuffie, was the 400th touchdown pass of Marino's career . . . His three touchdown passes marked the first time in 1998 and the 59th time in his career (64, including playoffs) that he threw for three or more touchdowns . . . In that Saints contest, Rob Kelly returned a Marino interception 79 yards for a touchdown . . . It was the first time in 1998 that Marino had an INT returned for a TD and in his career it was the 23rd time (24, including playoffs) that Marino had an interception returned for a touchdown . . . Marino was not sacked in that Saints contest, breaking a New Orleans streak of recording at least one sack in 60 consecutive games . . . Marino received a game ball for his performance in that game . . .

AT OAKLAND (DEC. 6): On Dec. 6th at Oakland was 22-33 for 170 yards, one touchdown and no interceptions or sacks . . . His touchdown came on an 19-yard TD pass to Oronde Gadsden . . . It was the fifth time in 1998 that Marino was not sacked . . . It also was the 82nd game in his career that Marino did not throw an interception (86, including playoffs), and the Dolphins were 59-23 in those 82 games in which he was not intercepted (62-24, including playoffs) . . .

VS. N.Y. JETS (DEC. 13): On Dec. 13th vs. N.Y. Jets was 30-57 for 321 yards, one touchdown, one interception and five sacks . . . His one touchdown pass came on a three-yard TD toss to O.J. McDuffie . . . His 57 pass attempts was tied for the third highest regular season single game total of his career (tied for fourth, including playoffs) . . . His 321 yards passing was the second time in 1998 and the 58th time in his career (62, including playoffs) that he threw for 300 or more yards . . . Marino's five sacks matched his single game career high (he also was sacked five times at New Orleans on Nov. 29, 1992) . . . One of those sacks was by Chad Cascadden, who forced and recovered Marino's fumble and returned it 23 yards for a Jets touchdown in the fourth quarter to ice the game . . .

VS. DENVER (DEC. 21): On Dec. 21st vs. Denver, Marino was 23-38 for 355 yards, four touchdowns, one interception, and no sacks . . . He threw three touchdown passes to Lamar Thomas (nine, 56, and 17 yards) and an eight-yard TD pass to Oronde Gadsden . . . His 355 yards passing was the third time in 1998 and the 59th time in his career (63, including playoffs) that he threw for 300 or more yards . . . Marino's four touchdown passes marked the first time since November 26, 1995 at Indianapolis that he threw for four or more touchdowns . . . Marino has 21 career games passing for four or more touchdowns (including one in 1998), and he was 16-5 in those 21 contests (including 1-0 in 1998) . . . In addition, his four touchdown passes marked the second time in 1998 and the 60th time in his career (65, including playoffs) that he threw for three or more touchdowns, and he was 2-0 in 1998 and 41-19 in his career (44-21, including playoffs) in those contests . . . Marino was not sacked for the sixth time in 1998 . . . Marino went over the 3,000-yard passing mark for the year, the 13th season he passed for 3,000 or more yards, breaking his tie with John Elway and giving him sole possession of the NFL record for most career 3,000-yard passing seasons . . . He also went over the 20-touchdown pass mark for the year, extending his own NFL record for most seasons throwing for 20 or more touchdowns to 13 years . . . For his efforts in that contest he was named AFC Offensive Player of the Week for the week of December 19-21, the 16th time in the regular season that he was named as the AFC Player of the Week . . .

AT ATLANTA (DEC. 27): On Dec. 27th at Atlanta, was 21-36 for 320 yards, one touchdown, two interceptions and two sacks . . . His touchdown pass was a 12-yard TD pass

to O.J. McDuffie . . . Marino's 320 yards passing was the fourth time in 1998 and the 60th time in his career (64, including playoffs) that he threw for 300 or more yards, and the Dolphins were 1-3 in 1998 and 36-24 in his career (37-28 overall, including playoffs) when he threw for 300 or more yards . . . Ronnie Bradford returned a Marino interception 11 yards for a touchdown . . . It was the second time in 1998 that Marino had an INT returned for a TD and in his career it was the 24th time (25, including playoffs) that Marino had an interception returned for a touchdown . . . Marino had one rush, a three-yard touchdown run . . . It was the ninth time in the regular season that Marino has rushed for a touchdown (ten, including playoffs), and it was only the second time in those nine games (7-2) that the Dolphins lost when Marino rushed for a TD (7-3, including playoffs) . . .

1997 – Started all 16 games in 1997 and finished 319-548 (58.2%) for 3,780 yards, 16 touchdowns and 11 interceptions for a rating of 80.7 . . . Ranked seventh in the AFC in passing efficiency, ranked first in the AFC and in the NFL in attempts and completions, and ranked second in the AFC and third in the NFL in passing yardage . . . Was one of 11 quarterbacks to have started every game in 1997 . . . Played every offensive snap the first eight games of the season before suffering a left ankle sprain on Nov. 2, 1997 at Buffalo, and until his injury that game, he had been one of only five quarterbacks in the NFL to have taken every snap until that point . . . That Bills game, along with the contest at Indianapolis on Dec. 14th, were the only two contests in 1997 that Marino has failed to play the entire game . . . Started all five preseason games and in those contests Marino was 32-59 (54.2%) for 332 yards, two touchdowns and one interception for a rating of 75.0 . . .

ATTEMPTS AND COMPLETIONS: With 548 pass attempts, Marino led the NFL in pass attempts in 1997 . . . It was the fifth time Marino led the NFL in attempts, setting a new NFL record for most seasons leading the league in pass attempts . . . With 319 pass completions, Marino led the NFL in pass completions in 1997 . . . It was the sixth time Marino led the NFL in completions, setting a new NFL record for most seasons leading the league in pass completions . . . On September 14, 1997 at Green Bay, Marino attempted the 7,000th pass of his career, an interception by the Packers' Mike Prior to end the first half, becoming the first quarterback in NFL history to attempt 7,000 passes . . . On Nov. 2, 1997 at Buffalo, Marino had only five completions in 15 attempts before leaving the game permanently early in the second half with a left ankle sprain . . . His five completions is tied for his single-game career-low (he also had five completions on September 23, 1996 at Indianapolis) . . . His 15 pass attempts is the second lowest single-game total of attempts in his career (surpassed only by his eight attempts at Indianapolis on November 23, 1996) . . . His 33.3% completion percentage in that Bills contest also is the lowest single-game figure of his career . . . On Dec. 14, 1997 at Indianapolis, Marino was 7-15 for 71 yards before being replaced by Craig Erickson in the second half . . . His 15 pass attempts again matched the second lowest single-game figure of his career . . . His seven completions is the third lowest single-game total of his career . . . On Nov. 23, 1997 at New England, Marino had 38 completions in 60 attempts . . . His 38 completions is the second highest single-game total of his career and in Dolphins history, surpassed only by his team record of 39 completions at Buffalo on November 16, 1986 . . . His 60 attempts is tied for the highest regular season single-game total of his career and in Dolphins history, along with his 60 attempts versus the N.Y. Jets on October 23, 1988 . . . It also is the second highest overall single-game attempts total (including playoffs) of Marino's career and in Dolphins history (including playoffs), surpassed only by Marino's 64 attempts in an AFC First Round Playoff game on December 30, 1995 at Buffalo . . .

YARDAGE: On Nov. 30, 1997 at Oakland, Marino went over 3,000 yards passing for the season, the 12th time in his career that he passed for 3,000 or more yards . . . Marino had four 300-yard passing games in 1997, on Dec. 7, 1997 versus Detroit when he threw for 310 yards, on Nov. 23, 1997 at New England when he threw for 389 yards, on Oct. 12, 1997 at N.Y. Jets when he threw for 372 yards, and on Sept. 7, 1997 vs. Tennessee when he threw for 324 yards, and the Dolphins went 3-1 in those four games . . . When Marino threw for 389 yards at New England on Nov. 23, 1997, it was his highest single-game yardage total since he passed for 422 yards in an AFC First Round playoff game at Buffalo on December 30, 1995 and the most in a regular season contest since he threw for 450 yards at Cincinnati on October 1, 1995 . . . When Marino threw for 324 yards vs. Tennessee on Sept. 7, 1997, it marked his first 300-yard game under Dolphins Head Coach Jimmy Johnson and his first 300-yard passing game since December 31, 1995 when he threw for 422 yards in a First-Round Playoff game at Buffalo . . . It was Marino's first 300-yard regular season game since December 3, 1995 when he passed for 343 yards in a 21-20 victory over Atlanta in Miami . . . On Dec. 14, 1997 at Indianapolis, Marino had only 71 yards passing before being replaced by Craig Erickson in the third quarter . . . Marino's 71 yards passing is the second lowest single-game total of his career, surpassed only by his 67 yards passing at Indianapolis on September 23, 1996 when he was forced from

the game with a fractured ankle . . . On Nov. 2, 1997 at Buffalo, Marino had only 76 yards passing before leaving the game permanently early in second quarter with a left ankle sprain . . . His 76 yards passing in that contest is the third lowest single-game total of his career . . .

TOUCHDOWN PASSES: On Nov. 17, 1997 versus Buffalo, Marino's TD pass to Ed Perry was his tenth touchdown pass of the season, with each of those TD passing going to a different receiver . . . Marino became the first player in NFL history to have his first ten TD passes of the season go to ten different receivers . . . Marino threw at least one touchdown pass in ten of his 16 regular season games in 1997 . . . Two of the games when Marino did not throw a TD pass came in the first two games of the 1997 season, and it marked only the fourth time in his career that Marino has not thrown a touchdown pass in consecutive games . . . When he threw a touchdown pass to Charles Jordan on his final attempt of the game on Sept. 14, 1997 at Green Bay, it ended a streak of two-plus games (covering the first two games of the season and most of the Packer game) that Marino did not throw a touchdown pass, covering 116 attempts . . . It also included 11 consecutive quarters (the first 11 quarters of the season) that Marino went without throwing a touchdown pass, the longest such streak of his career . . .

INTERCEPTIONS: Marino had seven games in 1997 without an interception . . . He went four straight games without throwing an interception in 1997 (from game four, on Sept. 21st at Tampa Bay through game seven, on Oct. 19th at Baltimore), tying him with Bob Griese's Dolphins record of going four consecutive games (which Griese set in the fifth through eighth games in 1971) without an interception . . . Marino's 11-yard completion to O.J. McDuffie in the fourth quarter at the N.Y. Jets on Oct. 12, 1997 was his 123rd straight pass attempt without an interception, breaking Griese's club record of 122 consecutive passes without an interception, which Griese set in the 10th through the 14th games in 1967 . . . Marino extended that club record to 156 consecutive passes without an interception, before breaking that streak when he was intercepted by the Bears' Anthony Marshall in the first quarter on Oct. 27, 1997 versus Chicago . . . His last interception before Marshall's pick came on the last play of the first half at Green Bay on Sept. 14th, and he went over 4-1/2 games (the second half of game three and all of games four through seven plus the early part of game eight) since then without an INT . . . On Dec. 28, 1997, in an AFC Wild Card playoff game at New England, Marino was intercepted by the Patriots' Todd Collins, who returned the INT 40 yards for a touchdown . . . It was the first time in Marino's post-season career he had an interception returned for a touchdown . . . It also was the fifth time in 1997 (including four times in regular season play) that he had an interception returned for a touchdown . . . On Dec. 7, 1997 versus Detroit, Marino was intercepted by the Lions' Bryant Westbrook, who returned the INT 64 yards for a touchdown, the fourth time in the 1997 regular season Marino had an interception returned for a touchdown . . . On Nov. 23, 1997 at New England, Marino threw three interceptions, two of which were returned for touchdowns, a 60-yard return for a touchdown by Larry Whigham and a 100-yard return for a TD by Jimmy Hitchcock . . . Hitchcock's return was tied for the second longest interception return by a Dolphins opponent (along with the Jets' Aaron Glenn's 100-yard return of a Marino INT on Sept. 15, 1996 in Miami), surpassed only by the Raiders' Eddie Anderson's 102-yard return of a Marino interception on December 14, 1992 in Miami . . . The two Patriot interception returns for touchdowns marked only the second time in Marino's career and in Dolphins history that two interceptions were returned for touchdowns in the same game . . . The only other time that happened in Dolphins history was on December 18, 1988 in Pittsburgh when the Steelers' Dwayne Woodruff returned a Marino interception 78 yards for a touchdown, followed by Darin Jordan's 28-yard touchdown return of another Marino interception . . . On August 31, 1997 vs. Indianapolis, Marino was intercepted by the Colts' Elijah Alexander, who returned the INT 43 yards for a touchdown . . . Marino's four interceptions for touchdowns in the 1997 regular season matches the highest single regular season figure in Marino's career, along with his four INTs for touchdowns in 1988 and in 1992 . . .

SACKS: Marino was sacked 20 times in 1997, the fifth highest single season total of his career . . . He had seven complete games without a sack in 1997, and the Dolphins were 5-2 in those contests . . . Marino was sacked four times in an AFC Wild Card game on Dec. 28, 1997 at New England and also Oct. 27, 1997 versus Chicago . . . His four sacks in those two contests was tied for the third highest single-game total of his career, only behind his five sacks at New Orleans on November 29, 1992 and vs. the N.Y. Jets on Dec. 13, 1998 . . . When John Thierry sacked Marino and forced him to fumble out of the end zone for a safety in that Bears contest on Oct. 27th, it marked the first time Marino had been sacked for a safety since November 26, 1995, when the Colts' Tony Bennett dropped Marino in the end zone in Indianapolis for a safety . . .

SERVICE: Marino was one of only 11 quarterbacks in the NFL to have started all 16 games in 1997, joining Troy Aikman (Dallas), Tony Banks (St. Louis), Drew Bledsoe (New England), Trent Dilfer (Tampa Bay), John Elway (Denver), Brett Favre (Green Bay), Jeff George (Oakland), Steve McNair (Tennessee), Scott Mitchell (Derroit), and Kordell Stewart (Pittsburgh) . . . It marked the tenth time in Marino's career that he has started every game in a 16-game

season, and his first since 1994 . . . Until suffering a left ankle sprain on Nov. 2, 1997 at Buffalo, Marino had taken every snap for the Dolphins in 1997, covering all of the first eight games and most of the first half of the ninth contest . . . At the time of that injury Marino had been one of only five quarterbacks in the NFL to have taken every snap in 1997 (including Detroit's Scott Mitchell, Green Bay's Brett Favre, Minnesota's Brad Johnson, and Oakland's Jeff George) . . . The game against the Bills on Nov. 2, 1997 (when he missed the final play of the first half and all but the first series of the second half) and the contest at Indianapolis on Dec. 14, 1997 when Erickson relieved Marino in the third quarter were the only two contests that season that Marino failed to take every snap in a game . . .

PLAYOFFS: In his one playoff game in 1997, an AFC Wild Card playoff game on Dec. 28, 1997 at New England, Marino was 17-43 for 141 yards, no touchdowns, two interceptions, and four sacks . . . Marino's completion percentage in that contest (39.5%) is the lowest completion percentage in his playoff career and it is the fourth lowest completion percentage overall in his career, including regular season and playoff games . . . His 141 yards passing is the lowest total in his playoff career . . . That Patriots game also marked the first time in Marino's playoff career that he failed to throw a touchdown pass, ending his NFL record streak of passing for at least one touchdown pass in 13 consecutive playoff games, covering his first 13 postseason contests . . . It also marked only the 33rd time overall in his career, including playoffs, that Marino has failed to throw a touchdown pass . . . In that Patriots game, Marino was intercepted twice, including one by Todd Collins, who returned the INT 40 yards for a touchdown . . . It was the first time in Marino's post-season career he had an interception returned for a touchdown . . . It also was the fifth time in 1997 (including four times in regular season play) that he had an interception returned for a touchdown . . . It also marked the 23rd time overall (22 times in the regular season and once in the playoffs) that Marino had an interception returned for a touchdown . . . Marino's four sacks in that Patriots contest ties the third highest total of his career, surpassed only by his five sacks at New Orleans on November 29, 1992 and vs. the N.Y. Jets on Dec. 13, 1998 . . .

1996 - Started 13 of 16 games in 1996 and finished 221-373 for 2,795 yards, 17 touchdowns, nine interceptions, and 18 sacks for a rating of 87.8 . . . Finished ranked third in the AFC and sixth in the NFL in quarterback ratings . . . Suffered fractured right ankle in first series of game on Sept. 23, 1996 at Indianapolis on a 34-yard pass completion to O.J. McDuffie . . . It was the first time he was forced from a game permanently due to injury since September 18, 1995 vs. Pittsburgh, when he was forced from that contest late in the third quarter due to a contusion of the sternum following a tackle by the Steelers' Greg Lloyd . . . Marino underwent an arthroscopic debridement (cleaning) as well as an internal fixation (screw insertion) of his right ankle fracture on September 24, 1996 . . . The surgery was performed at HealthSouth Doctor's Hospital in Coral Gables by Dolphins team physicians Dr. John Uribe and Dr. Dan Kanell . . . Missed next three games (Oct. 6th vs. Seattle, Oct. 13th at Buffalo, and Oct. 20th at Philadelphia) while recovering from that surgery, and the Dolphins went 1-2 in those three contests . . . Started all four preseason games and in those contests Marino was 28-50 (56.0%) for 348 yards, three touchdowns and one interception for a rating of 89.4 . . .

ATTEMPTS AND COMPLETIONS: On Sept. 23, 1996 at Indianapolis, Marino completed only five passes in eight attempts before leaving the game permanently midway in the first quarter with a sprained right ankle . . . His pass attempts and completions in that contest both represent his single-game career lows, breaking his former single-game lows of eight completions and 16 attempts, both set on November 25, 1989 vs. Pittsburgh (Marino later matched his low of five completions on Nov. 2, 1997 at Buffalo) . . . On Nov. 25, 1996 vs. Pittsburgh, he completed his first seven passes at the start of the game before throwing an incomplection, and coupled with the seven straight completions he had to finish his previous contest, at Houston on Nov. 17, 1996, his 14 consecutive completions over those two games is the second highest figure in club history, surpassed only by his team record of 15 consecutive completions, which he set over the course of two games, on Nov. 8, 1992 at Indianapolis and on Nov. 16, 1992 vs. Buffalo . . . In addition, on Nov. 10, 1996 vs. Indianapolis, Marino completed 13 consecutive passes, tying him with Earl Morrall (Dec. 1, 1975 at New England) for third place on the Dolphins' all-time list for most consecutive completions . . .

YARDAGE: On Nov. 10, 1996 vs Indianapolis, when Marino completed a 36-yard pass to O.J. McDuffie in the second quarter, he went over 50,000 career yards passing, becoming the first quarterback in NFL history to pass for 50,000 yards . . . John Elway reached that milestone in 1998, becoming only the second QB to throw for 50,000 yards . . . Marino, who took 193 career games to throw for 50,000 yards, reached that plateau faster than Elway (229 games):

GAMES NEEDED FOR 50,000 PASSING YARDS

NAME	FIRST	DATE TO REACH	GAMES TO REACH	CAREER PASS	
	SEASON				BORN
DAN MARINO*	1983	9/5/61	10/10/96	193	58,913
John Elway	1983	6/28/60	11/22/98	229	51,475

* - active players

In 1996, Marino threw for 2,795 yards, the second lowest single-season yardage total of his career (not including the 1993 season when he played in only five games), behind only his rookie year of 1983 when he threw for 2,210 yards . . . Marino did not have a game passing for 400 or 300 yards in 1996 . . . It marked the first time in Marino's career (except for the 1993 season when he played in only five games) when he did not have a 300-yard passing game in a season . . . On Sept. 23, 1996 at Indianapolis, Marino had only 67 yards passing before being forced from the game permanently midway through the first quarter with a fractured right ankle . . . His 67 yards passing in that contest is his new career single-game low in passing yardage, fewer than his previous single game low of 90 yards passing at the L.A. Raiders on Sept. 19, 1983 . . .

INTERCEPTIONS: On Sept. 15, 1996 vs. N.Y. Jets, Marino had an interception by the Jets' Aaron Glenn returned 100 yards for a touchdown . . . It was tied for the second longest INT return against the Dolphins in club history (along with the Patriots' Jim Hitchcock, who returned a Marino INT 100 yards for a TD on Nov. 23, 1997), surpassed only by a 102-yard return by the L.A. Raiders' Eddie Anderson of a Marino pass at Miami on Dec. 14, 1992 . . . It also was the first time an opponent had returned a Marino interception for a touchdown since Ray Buchanan of the Indianapolis Colts returned a Marino INT 28 yards for a TD on November 6, 1994 . . . On Dec. 1, 1996 at Oakland, Marino's first interception in that contest, by the Raiders' Terry McDaniel in the second quarter, ended a streak of 110 consecutive passes Marino threw without an interception, dating back to the third quarter on Nov. 3, 1996 at New England and covering the remainder of that game, the next three complete games, and Marino's first 11 passes against the Raiders . . . He finished 12 passes shy of tying Bob Griese's former club record of 122 consecutive passes without an interception, which Griese set in the tenth through 14th games in 1967, a record Marino did break in 1997 . . . In addition, the interception by McDaniel broke a streak of three consecutive games when Marino did not throw an interception (Nov. 10th vs. Indianapolis, Nov. 17th at Houston, and Nov. 25th vs. Pittsburgh), leaving him one game short of tying the Dolphins record of four straight games without an INT, which was set by Griese in the fifth through eighth games in 1971 and later tied by Marino in 1994 and again in 1996 and 1997 . . .

SACKS: Marino's 18 sacks in 1996 is tied for the sixth highest single-season sack total of his career . . . Marino was not sacked three times in 1996, on Oct. 27th vs. Dallas, on Sept. 23rd at Indianapolis, and on Sept. 1st vs. New England, and the Dolphins went 1-2 in those three contests . . .

1995 - Started 14 of 16 games in 1995 and finished 309-482 (64.1%) for 3,668 yards, 24 touchdowns and 15 interceptions for a 90.8 rating . . . Marino ranked second in the AFC (behind Jim Harbaugh) and eighth in the NFL in passing, was third in the AFC (John Elway and Jeff Blake) and ninth in the NFL in passing yards, and was third in the AFC (behind Blake and Elway) and tied for eighth in the NFL in touchdown passes . . . Marino's completion percentage of 64.1% is the second highest completion percentage of his career, surpassed only by his team record of 64.2% in 1984 and is the second highest single-season completion percentage in Dolphins history . . . Missed games on Oct. 22nd at N.Y. Jets and Oct. 15th at New Orleans because of his knee and hip injuries . . . In contest vs. Indianapolis on Oct. 8th, Marino suffered a contusion of his left hip and cartilage damage in his right knee . . . He underwent arthroscopic surgery on his right knee on October 9th at Holy Cross Medical Center by Dolphins team physicians Dr. Dan Kanell and Dr. Peter Indelicato to remove loose cartilage in that knee . . . Started all four preseason games and in those contests was 23-54 (42.6%) for 341 yards, two touchdowns, three interceptions and three sacks for 12 yards in losses, a rating of 53.1 . . . In preseason game on August 11th at Atlanta was 0-7 for no yards, marking the first time in either a preseason or regular season game since he began his Dolphins career in 1983 that Marino failed to complete at least one pass . . . In 1995, along with Dan McGwire and Bernie Kosar, it marked the first time in NFL history that a team had three quarterbacks on the regular season roster at the same time who were all first round draft picks . . .

ATTEMPTS AND COMPLETIONS: On Dec. 11, 1995 vs. Kansas City, Marino attempted the 6,468th pass of his career (an incomplete pass intended for Randal Hill in the fourth

quarter) to break Fran Tarkenton's NFL record for most career pass attempts . . . Marino tied Tarkenton's record with a two-yard completion to Eric Green earlier in the fourth quarter . . . On Oct. 8, 1995 vs. Indianapolis, Marino completed the 3,687th pass of his career (a six-yard completion to Keith Byars in the second quarter) to break Tarkenton's NFL record for most career completions . . . Marino tied Tarkenton's record with a five-yard touchdown pass to Irving Spikes in the first quarter of that game . . .

YARDAGE: On Nov. 12, 1995 vs. New England, with a nine-yard completion to Irving Fryar in the first quarter, Marino passed Fran Tarkenton (47,003 career passing yards), breaking Tarkenton's NFL record for most career passing yards and moving into first place on the NFL all-time career passing yardage list . . . On Dec. 11, 1995 vs. Kansas City, Marino went over 3,000 yards passing for the season, the 11th time he passed for 3,000 or more yards . . . Marino had two 400-yard passing games in 1995, in the AFC Wild Card playoff game on Dec. 30, 1995 at Buffalo when he threw for 422 yards (the most by any Dolphins player in playoff history), and on Oct. 1, 1995 at Cincinnati, when he threw for 450 yards, the fourth highest single-game total of his career and the fourth highest single game total in club history:

MIAMI DOLPHINS SINGLE-GAME PASSING YARDAGE TOTALS								
PLAYER	DATE	OPPONENT	ATT.	COMP.	YARDS	TD	INT.	LG.
1. Dan Marino	10/23/88	N.Y. JETS	60	35	521	3	5	56
2. Dan Marino	9/4/94	NEW ENGLAND	42	23	473	5	1	64t
3. Dan Marino	12/2/84	L.A. RAIDERS	57	35	470	4	2	64
4. Dan Marino	10/1/95	at Cincinnati	48	33	450	2	1	58
5. Dan Marino	9/21/86	at N.Y. Jets	50	30	448	6	2	46t

Marino had four 300-yard games in 1995, in AFC Wild Card playoff game on Dec. 30, 1995 at Buffalo, when he threw for 422 yards, on Dec. 3, 1995 vs. Atlanta, when he threw for 343 yards, on Nov. 12, 1995 vs. New England, when he threw for 333 yards, and on Oct. 1, 1995 at Cincinnati, when he threw for 450 yards . . . Marino's 343 yards passing on Dec. 3, 1995 vs. Atlanta was the 52nd regular season game of 300 or more passing yards in Marino's career, breaking Dan Fouts' former NFL record of 51 career regular season 300-yard games . . . Marino tied Fouts' record of 51 regular season career 300-yard games when he had 333 yards passing on Nov. 12, 1995 vs. New England . . .

TOUCHDOWN PASSES: Marino's first touchdown pass on Nov. 26, 1995 at Indianapolis, a six-yard TD pass to Keith Byars with 13:54 elapsed in the second quarter, was Marino's 343rd TD pass of his career, breaking Fran Tarkenton's former NFL record of most career touchdown passes (342), making Marino the league's all-time leader in career TD passes . . . Marino tied Tarkenton's record vs. San Francisco on November 20, 1995, with a four-yard TD pass to O.J. McDuffie in the third quarter . . . Marino threw at least one touchdown pass in 13 of his 14 regular season games in 1995 as well as in his one playoff contest . . . On Nov. 26th vs. Indianapolis, Marino threw four touchdown passes . . . On Dec. 3, 1995 vs. Atlanta, his second touchdown pass of the game, a 21-yard TD pass to Irving Fryar, marked Marino's 20th touchdown pass of the season, extending his own NFL record for most years throwing for 20 or more touchdown passes to 12 seasons . . .

INTERCEPTIONS: When Marino was intercepted by Junior Seau in the second quarter on Nov. 5, 1995 at San Diego, it ended a streak of 114 straight passes Marino threw without an interception, dating back to the first quarter at Cincinnati on October 1st when Andre Collins intercepted a Marino pass, covering the remainder of that game, the next two games Marino played (Oct. 8th vs. Indianapolis and Oct. 29th vs. Buffalo) and the Charger game until Seau's INT . . . It left Marino eight attempts short of Bob Griese's team record of 122 consecutive passes without an interception, a record Marino later broke in 1997 . . . In addition, when Marino was intercepted by Wilber Marshall in the first quarter in the 1995 season opener vs. N.Y. Jets on Sept. 3rd, it ended a streak of 105 straight passes Marino threw without an interception, including his final 102 passes in 1994 (covering all three final regular season games) and the first three passes he threw in the Jets contest in 1995 . . . On Dec. 24, 1995 at St. Louis, Marino was intercepted by Toby Wright, Marino's 200th interception of his career . . .

SACKS: On Nov. 26, 1995 at Indianapolis, Marino was sacked four times, the second straight game he was sacked four times . . . He also had been sacked four times on Nov. 20, 1995 vs. San Francisco, including three sacks in the Dolphins' first three offensive plays from scrimmage . . . The four sacks in those two games are both tied for the second highest single-game total of Marino's career . . .

UNDER DON SHULA: Marino is one of ten quarterbacks to have started games when Don

Shula coached the Dolphins from 1970 through 1995, and his 184 regular season starts under Shula is the most by any Dolphins quarterback during that time:

DOLPHINS STARTING QUARTERBACKS UNDER DON SHULA		
QUARTERBACK	YEARS	STARTS
Bob Griese	1970-80	119
George Mira	1971	1
Earl Morrall	1972-76	12
Don Strock	1974-87	20
David Woodley	1980-83	40
DAN MARINO	1983-95	184
Kyle Mackey (Replacement games)	1987	3
Scott Mitchell	1990-93	7
Steve DeBerg	1993	4
Bernie Kosar	1995	2

In addition, in Shula's coaching career (including his tenure as head coach of the Colts from 1963-69), Marino has accounted for more wins during that span than any other quarterback who played under Shula:

DON SHULA'S CAREER RECORD BY QUARTERBACK						
PLAYER	COACH SHULA WITH BALTIMORE (1963-69)			OVERALL RECORD		
	REGULAR SEASON		PLAYOFFS			
Johnny Unitas	56-22-3	.710	0-1-0	.000	56-23-3	.701
Earl Morrall	14- 1-1	.906	2-1-0	.667	16- 2-1	.868
Gary Cuozzo	1- 0-0	1.000			1- 0-0	1.000
Tom Matte			0-1-0	.000	0- 1-0	.000
TOTALS	71-23-4	.745	2-3-0	.400	73-26-4	.728
PLAYER	COACH SHULA WITH MIAMI (1970-95)			OVERALL RECORD		
	REGULAR SEASON		PLAYOFFS			
DAN MARINO	116-68-0	.630	6- 7-0	.462	122-75-0	.619
Bob Griese	82-36-1	.693	6- 5-0	.545	88-41-1	.681
David Woodley	27-12-1	.688	3- 2-0	.600	30-14-1	.677
Don Strock	14- 6-0	.600			14- 6-0	.700
Earl Morrall	11- 1-0	.917	2- 0-0	1.000	13- 1-0	.929
Scott Mitchell	3- 4-0	.429			3- 4-0	.429
Steve DeBerg	2- 2-0	.500			2- 2-0	.500
George Mira	1- 0-0	1.000			1- 0-0	1.000
Kyle Mackey	1- 2-0	.333			1- 2-0	.333
Bernie Kosar	0- 2-0	.000			0- 2-0	.000
TOTALS	257-133-2	.658	17-14-0	.548	274-147-2	.648

Marino's 116 wins under Shula are the most victories by a head coach - quarterback combination in NFL history, surpassing the previous high of 107 wins recorded by Pittsburgh's Chuck Noll and Terry Bradshaw . . . In addition, the Marino-Shula duo was together for 13 seasons, which is tied for the second longest quarterback-head coach combination in NFL history:

LONGEST RUNNING QUARTERBACK-COACH COMBINATIONS IN NFL HISTORY			
QUARTERBACK	COACH	TEAM	YEARS TOGETHER
1. Terry Bradshaw	Chuck Noll	Pittsburgh	1970-1983 (14)
2. DAN MARINO	DON SHULA	MIAMI	1983-1995 (13)
Danny White	Tom Landry	Dallas	1976-1988 (13)
4. Len Dawson	Hank Stram	Kansas City	1963-1974 (12)
5. Bob Griese	Don Shula	Miami	1970-1980 (11)
Roger Staubach	Tom Landry	Dallas	1969-1979 (11)

PRO BOWL: Marino was named as the starting quarterback for the 1995 AFC Pro Bowl team, but he was not able to play in the game due to soreness in his right knee . . . He joined three other Dolphins - tackle Richmond Webb, guard Keith Sims, and inside linebacker Bryan Cox - to be selected to the AFC squad . . . It was Marino's ninth career Pro Bowl selection (1983-87, 1991-92, 1994-95), and his seventh selection as a starter (1983-86, 1992, 1994-95), but due to injuries he has been able to play in only two games (1984, 1992) . . . Marino's nine Pro Bowl selections extended his Dolphins record for most career selections, surpassing the former record of six selections that had previously been set by quarterback Bob Griese (1970-71, 1973-74, 1977-78), center Jim Langer (1973-78), and guard Bob Kuechenberg (1974-75, 1977-78, 1982-83) . . . Marino's seven Pro Bowl starts extended his own Dolphins record for career starts, surpassing the former record of five starts that had previously been set by Langer (1973-77) . . . When Marino was selected to the Pro Bowl following his rookie season in 1983, he became the youngest quarterback ever selected to the Pro Bowl:

YOUNGEST PRO BOWL QUARTERBACKS (1970-98)			
QUARTERBACK	TEAM	YEAR	AGE
DAN MARINO*	MIAMI	1983	22 YEARS, 4 MONTHS, 14 DAYS
Drew Bledsoe	New England	1994	22 years, 11 months, 22 days
Brett Favre	Green Bay	1992	23 years, 3 months, 28 days
DAN MARINO	MIAMI	1984	23 YEARS, 4 MONTHS, 12 DAYS
Bernie Kosar#	Cleveland	1987	24 years, 2 months, 13 days

* Did not play due to injury
Named to squad by AFC coaching staff as a "need" player

HONORS: Marino was named AFC Player of the Week once in 1995, for the week of December 2-3 following his performance on December 3rd against Atlanta when he went 35-50 for 343 yards, two touchdowns, two interceptions, and no sacks . . . His second touchdown pass, a 21-yard TD pass to Irving Fryar, came with 11 seconds left in the game, accounted for the final points in the game to bring the Dolphins back from a 20-15 deficit to a 21-20 comeback win . . . His touchdown pass to Fryar also was Marino's 20th TD pass of the season, marking the 12th time in his 13 years in the NFL he has thrown for 20 or more touchdown passes, extending his own NFL record for most seasons passing for 20 or more touchdowns . . . Marino's 343 yards passing versus the Falcons was his third 300-yard passing game of the season and his 52nd career 300-yard passing game in the regular season, breaking Dan Fouts' former NFL record of most career games passing for 300 or more yards (51) . . . In addition, Marino's 35 completions against the Falcons is tied for the second most completions in a game in Marino's career (accomplished twice previously) and in Dolphins history, surpassed only by his 39 completions at Buffalo on November 16, 1986 . . . It was the 15th time that Marino won the AFC Offensive Player of the Week honor . . .

PLAYOFFS: In his one playoff game in 1995, an AFC Wild Card playoff game on Dec. 30, 1995 at Buffalo, Marino was 33-64 (51.6%) for 422 yards, two touchdowns and three interceptions for a 63.4 rating . . . His 64 attempts is Marino's single-game career high (playoffs or regular season), it is the most by any Dolphins player in a postseason or regular season game, breaking Marino's club playoff record of 50 attempts in Super Bowl XIX vs. San Francisco on January 20, 1985, and it surpassed the overall Dolphins team record of 60 attempts by Marino on October 23, 1988 vs. the N.Y. Jets . . . In addition, his 64 attempts tied the highest single-game total in NFL postseason history, matching the record of 64 attempts by Cleveland's Bernie Kosar versus the N.Y. Jets on January 3, 1987 . . . Marino's 33 completions is his single-game playoff high and it is the most by any Dolphins player in the postseason, breaking the Dolphins single-game playoff record of 29 completions, which was set by Don Strock on January 2, 1982 vs. San Diego and later tied by Marino in Super Bowl XIX vs. San Francisco on January 20, 1985 . . . It also is tied for the second highest single-game total in NFL playoff history, along with the 33 completions by San Diego's Dan Fouts at Miami on January 2, 1982 and matched by Cleveland's Bernie Kosar versus the N.Y. Jets on January 3, 1987, surpassed only by the NFL postseason record of 36 completions by Houston's Warren Moon at Buffalo on January 3, 1993 . . . Marino's 422 yards passing vs. the Bills was the most yards passing by any Dolphins player in the postseason, breaking the Dolphins single-game playoff record of 421 yards passing by Marino in the AFC Championship game vs. Pittsburgh on January 6, 1985 . . . It also was the third highest single-game total in NFL playoff history, surpassed only by the 489 yards passing by Cleveland's Bernie Kosar versus the N.Y. Jets on January 3, 1987 and the 433 yards passing by San Diego's Dan Fouts

at Miami on January 2, 1982 . . . Marino's 422 yards passing was his second 400-yard passing game in 1995 and it also was his 15th career 400-yard passing game (including two playoff games) . . . It also was Marino's 56th career 300-yard passing game (including four playoff games) . . . Marino's two touchdown passes in that AFC Wild Card game at Buffalo came on a five-yard TD pass to O.J. McDuffie and a 45-yard TD pass to Randal Hill.

1994 – Started all 16 games (and both playoff contests) in 1994 and finished the season going 385 for 615 (62.6%) for 4,453 yards, 30 touchdowns, 17 interceptions and 17 sacks for an 89.2 rating . . . In the preseason played in four games and was 22-43 (51.1%) for 314 yards, three touchdowns, two interceptions, and no sacks for a rating of 79.0 . . . Marino ranked first in the AFC and third in the NFL (behind Steve Young and Brett Favre) in passing efficiency, second in the AFC and in the NFL (behind Drew Bledsoe) in attempts, second in the AFC and in the NFL (behind Bledsoe) in completions, second in the AFC and in the NFL (behind Bledsoe) in yards passing, and first in the AFC and third in the NFL (behind Young and Favre) in touchdown passes . . . It marked the first time that Marino led the AFC in passing efficiency since 1986 . . .

ATTEMPTS AND COMPLETIONS: With 615 pass attempts in 1994, Marino had the second highest number of attempts in Dolphins history, surpassed only by the team record he set in 1986 with 623 attempts . . . On Dec. 18, 1994 at Indianapolis, Marino attempted the 6,000th pass of his career, joining Fran Tarkenton as the only two quarterbacks in NFL history to record 6,000 pass attempts . . . On Oct. 2, 1994 at Cincinnati, Marino attempted his 5,605th pass of his career and moved past Dan Fouts into second place among the NFL all-time pass completion leaders, behind only Tarkenton . . . With 385 completions in 1994, Marino set a new Dolphins record for most completions in a season, breaking the former team record for most completions in a season, which he set in 1986 with 378 completions . . . On Sept. 25, 1994 at Minnesota, Marino completed the 3,298th pass of his career to move past Fouts into sole possession of second place among the NFL all-time pass completion leaders, behind only Tarkenton . . . Marino's completion percentage in 1994 of 62.6% was the third highest completion percentage of his career and is the fourth highest single-season completion percentage in Dolphins history . . .

YARDAGE: On Nov. 6, 1994 vs. Indianapolis, Marino passed Dan Fouts (43,040 career passing yards) and moved into second place on the NFL's all-time career passing yardage list . . . Marino's 4,453 yards passing in 1994 is the third highest single-season total in Dolphins history, surpassed only by his NFL record of 5,084 yards passing in 1984 and 4,746 yards passing in 1986 . . . On Dec. 18, 1994 at Indianapolis, Marino went over 4,000 yards passing for the season, marking the sixth time in his career he has thrown for 4,000 or more yards in a season, extending his own NFL record for most seasons passing for 4,000 yards . . . Marino is the only quarterback in NFL history to have six 4,000-yard seasons (1984-86, 1988, 1992, 1994) . . . Along with Fouts, he is the only other QB to pass for 4,000 yards in three straight seasons (1984-86) . . . Marino's six 4,000-yard seasons account for four of the top 11 and six of the 26 leading single-season passing yardage totals in NFL history:

NFL SINGLE-SEASON PASSING YARDAGE LEADERS							
YEAR	PLAYER	YARDS	YEAR	PLAYER	YARDS	YARDS	
1.	1984	DAN MARINO, MIA.	5,084	14.	1983	Bill Kenney, K.C.	4,348
2.	1981	Dan Fouts, S.D.	4,802	15.	1995	Scott Mitchell, Det.	4,338
3.	1986	DAN MARINO, MIA.	4,746	16.	1989	Don Majkowski, G.B.	4,318
4.	1980	Dan Fouts, S.D.	4,715	17.	1989	Jim Everett, Rams	4,310
5.	1991	Warren Moon, Hou.	4,690	18.	1994	Warren Moon, Min.	4,264
6.	1990	Warren Moon, Hou.	4,689	19.	1995	Warren Moon, Min.	4,228
7.	1984	Neil Lomax, St.L.	4,614	20.	1998	Brett Favre, G.B.	4,212
8.	1994	Drew Bledsoe, N.E.	4,555	21.	1996	Vinny Testaverde, Bal.	4,177
9.	1983	Lynn Dickey, G.B.	4,458	22.	1998	Steve Young, S.F.	4,170
10.	1994	DAN MARINO, MIA.	4,453	23.	1995	Jeff George, Atl.	4,143
11.	1988	DAN MARINO, MIA.	4,434	24.	1985	DAN MARINO, MIA.	4,137
12.	1995	Brett Favre, G.B.	4,413	25.	1980	Brian Sipe, Cle.	4,132
13.	1996	Mark Brunell, Jack.	4,367	26.	1992	DAN MARINO, MIA.	4,116

On Nov. 20, 1994 at Pittsburgh, Marino went over 3,000 yards passing for the season, his tenth 3,000-yard season . . . Marino had two 400-yard passing games in 1994, on Sept. 4th vs. New England, when he threw for 473 yards, and on Sept. 25th at Minnesota, when Marino threw for 431 yards . . . Those two figures represent the second highest and sixth highest single-game passing yardage totals in Dolphins history . . . Marino had five 300-yard passing games in

1994, on September 4, 1994 vs. New England, when Marino threw for 473 yards, on Sept. 25th at Minnesota, when Marino threw for 431 yards, on Nov. 20th at Pittsburgh, when Marino threw for 312 yards, on Nov. 27th at the N.Y. Jets, when Marino threw for 359 yards, and on Dec. 4th vs. Buffalo, when he threw for 311 yards . . . Marino's three consecutive games of 300 or more passing yards (Nov. 20th at Pittsburgh, Nov. 27th at N.Y. Jets, and Dec. 4th vs. Buffalo) tied his own team record for most consecutive 300-yard passing games . . . He previously had three consecutive 300-yard passing games in the 14th through 16th games in 1984 and then tied that record in the 13th through 15th games in 1988 . . .

TOUCHDOWN PASSES: On September 4, 1994 vs. New England, Marino threw for five touchdown passes . . . His second touchdown pass in that contest, a 26-yard TD pass to Keith Jackson, was the 300th touchdown pass of Marino's career . . . He joined Fran Tarkenton (342 career TD passes) as the only quarterbacks in NFL history to reach that milestone, with John Elway (300 career TD passes) joining them in 1998 . . . Marino, who took 157 career games to throw for 300 TD passes, reached that plateau faster than Tarkenton (217 games) and Elway (234 games):

GAMES NEEDED FOR 300 TD PASSES					
NAME	FIRST SEASON	BORN	DATE TO REACH 300 TD	GAMES TO REACH 300 TD	CAREER TD PASSES
DAN MARINO*	1983	9/5/61	9/4/94	157	408
Fran Tarkenton	1961	2/3/40	11/14/76	217	342
John Elway	1983	6/28/60	11/27/98	234	300

* - active players

When Marino threw for five touchdown passes on September 4, 1994 vs. New England, it was tied for the third highest single-game total in Dolphins history:

MOST SINGLE GAME TOUCHDOWN PASSES IN DOLPHINS HISTORY								
PLAYER	DATE	OPPONENT	ATT.	COMP.	YARDS	TD	INT.	L.G.
1. Bob Griese	11/24/77	at St. Louis	23	15	207	6	1	37t
DAN MARINO	9/21/86	at N.Y. Jets	50	30	448	6	2	46t
3. DAN MARINO	9/2/84	at Washington	28	21	311	5	0	74
DAN MARINO	12/8/85	at Green Bay	44	30	345	5	1	61
DAN MARINO	12/14/86	at L.A. Rams	46	29	403	5	1	69t
DAN MARINO	11/27/88	at N.Y. Jets	35	17	353	5	0	80t
DAN MARINO	9/4/94	NEW ENGLAND	42	23	473	5	1	64t

In addition to that game, Marino had one other contest in 1994 when he threw for four or more touchdown passes, throwing four TD passes on Nov. 27th at the N.Y. Jets . . . All four of his TD passes in that Jets contest were caught by Mark Ingram, who tied the Dolphins single-game team records for most points, touchdowns, and touchdown receptions, all of which originally were set by Paul Warfield when he had four TD receptions on Dec. 15, 1973 vs. Detroit . . . When Marino threw for five touchdowns on September 4th vs. New England, it was the 18th time he threw for four or more touchdowns, breaking an NFL record he had shared with Johnny Unitas for most career games (17) throwing four or more touchdown passes . . . On Nov. 13th vs. Chicago, Marino's 11-yard touchdown pass to Keith Jackson was his 20th TD pass of the season, his 11th season throwing 20 or more touchdown passes . . . Marino finished the 1994 season with 30 touchdown passes, which is tied for the third highest single-season total of his career, surpassed only by his NFL record of 48 touchdown passes in 1984 and his 44 TD passes in 1986 (he also had 30 touchdown passes in 1985) . . . On Dec. 12th vs. Kansas City, Marino threw a four-yard touchdown pass to Irving Fryar, which was Marino's 30th touchdown pass of the season . . . It marked the fourth time in his career (1984-86, 94) he threw for 30 or more touchdowns, extending his own NFL record for most seasons throwing 30 or more touchdown passes, a record later broken by Brett Favre (1994-98) . . .

INTERCEPTIONS, SACKS AND RUSHING: Marino did not throw an interception in five games in 1994 (seven, including playoffs), and the Dolphins went 3-2 in those five games (4-3, including playoffs) . . . Overall including the post-season, Marino went the final five games of the 1994 season without throwing an interception (the last three regular season contests and the playoff games on December 31st vs. Kansas City and January 8th at San Diego),

Chiefs game, Marino was named as the NFL Offensive Player of the Week for the Week of December 31-January 1 . . . It was the second time Marino won AFC or NFL Offensive Player of the Week honors in 1994, having also won the award for the week of September 4-5 as a result of his performance against the New England Patriots . . . It also was the second time Marino won a post-season award, as he was named as NFL Offensive Player of the Week for the NFL First Round Playoff Games (January 5-6, 1990) following his performance on January 5, 1990 vs. Kansas City.

1993 - Played only five games and finished 91-150 (60.7%) for 1,218 yards, eight touchdowns, three interceptions, and seven sacks for a rating of 95.9 . . . Suffered a torn Achilles' tendon in his right leg in the second quarter at Cleveland on October 10th . . . Was operated on to repair that tendon on October 11, 1993 by Dolphins team physicians Dr. Dan Kanell and Dr. Peter Indelicato at Imperial Point Medical Center . . . Was placed on Injured Reserve on October 13, 1993 and missed the remainder of the season . . . The first game he missed because of his injury, on Oct. 24, 1993 vs. Indianapolis, broke his string of playing 145 straight games (excluding the three replacement contests in 1987), dating back to the start of the 1984 season . . . The last games he missed due to injury before that Colts contest were the final two games of the 1983 campaign . . . Started all four preseason games and was 38-71 (53.5%) for 542 yards, three touchdowns and one interception for a rating of 86.7 . . . In 1993 for the first time in his career, Marino did not finish among the conference and league leaders due to his Achilles' tendon injury that ended his season after five games . . . However, at the time of his injury (following the weekend of Oct. 10th), Marino ranked third in the AFC and fifth in the NFL in passer rating, fifth in the AFC and ninth in the NFL in pass attempts, third in the AFC and seventh in the NFL in completions, third in the AFC and fourth in the NFL in passing yards, and tied for second in the AFC and in the NFL in touchdown passes . . . With his 11-yard completion to Irving Fryar in the fourth quarter on September 12, 1993 vs. the N.Y. Jets, Marino went over the 40,000-yard passing mark for his career . . . He became only the fourth quarterback to pass for 40,000 yards and reached that milestone in 153 games, faster than any quarterback in NFL history:

GAMES NEEDED FOR 40,000 PASSING YARDS					
NAME	FIRST SEASON	BORN	DATE TO REACH 40,000 YARDS	GAMES TO REACH 40,000 YARDS	CAREER PASS YARDS
DAN MARINO*	1983	9/5/61	9/12/93	153	58,913
Warren Moon*	1984	11/18/56	11/5/95	165	49,097
Dan Fouts	1973	6/10/51	12/7/86	168	43,040
John Elway	1983	6/28/60	11/5/95	183	51,475
Joe Montana	1979	6/11/56	11/27/94	190	40,551
Johnny Unitas	1956	5/7/33	9/30/73	210	40,239
Fran Tarkenton	1961	2/3/40	10/24/76	214	47,003

* - active players

Limited to only five games in 1993, Marino threw for 1,218 yards, the lowest single-season figure of his career . . . Marino did not have a 400-yard or 300-yard passing game in 1993 . . . Marino's first touchdown pass at Indianapolis on September 5, 1993, a 40-yard toss to Keith Jackson, gave him 291 touchdown passes for his career, breaking his tie with Johnny Unitas and moving him into sole possession of second place on the NFL's all-time TD list . . . On October 4, 1993 vs. Washington, Marino threw an 80-yard touchdown pass to Tony Martin . . . It was tied for the third longest pass play in Marino's career and it was tied for the fourth longest play in Dolphins history . . . It also was the longest play by the Dolphins since Marino threw an 80-yard touchdown pass to Ferrell Edmunds on November 27, 1988 at the N.Y. Jets . . . Marino threw at least one touchdown pass in all five of his regular season games in 1993 . . . Marino did not throw an interception in two of his five games in 1993, and the Dolphins went 1-1 in those two contests . . . Marino was sacked seven times in his five games in 1993 . . . Marino was sacked four times on September 12, 1993 vs. the N.Y. Jets, the most he was sacked in a game in 1993 . . . It was the ninth time in his career he was sacked four or more times and was one sack shy of his single-game career high of five sacks . . . On September 26, 1993 at Buffalo, Marino scored on a four-yard touchdown run . . . It was the seventh time in the regular season (and eighth overall) that Marino has rushed for a touchdown . . . In 1993, Marino led the Dolphins to one fourth quarter comeback win, on Sept. 5th at Indianapolis, from a 20-17 deficit to a 24-20 victory . . . Marino won the AFC

Player of the Week Award once in 1993, for the week of September 26, 1993, when he was 20-32 for 282 yards, one touchdown, one interception, and one rushing touchdown in the Dolphins' 22-13 win at Buffalo over the Bills.

1992 - In 1992 he started all 16 games and was 330-554 (59.6%) for 4,116 yards, 24 touchdowns, 16 interceptions, and 28 sacks for a rating of 85.1 . . . Marino finished second in the AFC (behind Warren Moon's rating of 89.3) and seventh in the NFL in passing with a rating of 85.1 . . . He was first in the AFC and the NFL in pass attempts (554), first in the AFC and the NFL in completions (330), first in the AFC and the NFL in passing yards (4,116), and was first in the AFC and second in the NFL in touchdown passes (24) . . . Marino's league-leading 554 pass attempts marked the fourth time in his NFL career that Marino led the NFL in pass attempts during a season . . . Marino's league-leading 330 pass completions marked the fifth time in his NFL career that he led the NFL in pass completions . . . On Nov. 16, 1992 vs. Buffalo, Marino completed the 3,000th pass of his career, joining Dan Fouts (3,297) and Fran Tarkenton (3,686) as the only quarterbacks to complete 3,000 passes . . . On Nov. 16, 1992 vs. Buffalo, Marino opened the game by completing his first 11 pass attempts, and coupled with his four consecutive completions at the end of his previous contest, on Nov. 8th at Indianapolis, his 15 straight completions set a new personal high as well as a new Dolphins team record for most consecutive completions . . . The previous Dolphins record was 13 straight completions, set by Earl Morrall on December 1, 1975 against New England:

MIAMI DOLPHINS CONSECUTIVE COMPLETIONS HIGHS			
NAME	DATE	OPPONENT	CONSECUTIVE COMPLETIONS
DAN MARINO	11/8/92-11/16/92	INDIANAPOLIS/BUFFALO	15
DAN MARINO	11/17/96-11/25/96	HOUSTON/PITTSBURGH	14
DAN MARINO	11/10/96	INDIANAPOLIS	13
Earl Morrall	12/1/75	New England	13
Don Strock	1/2/82	San Diego	12
DAN MARINO	1/5/91-1/12/91*	KANSAS CITY/BUFFALO	11

* - playoff games

Marino threw for 4,116 yards in 1992, the fifth season he threw for 4,000 or more yards, extending his own NFL record for most seasons passing for 4,000 yards . . . In addition, in the Houston contest on Nov. 22, 1992, Marino also extended his own NFL record for most consecutive 3,000 yard seasons to nine seasons (1984-92) . . . Marino's league-leading 4,116 passing yards marked the fifth time in his NFL career that Marino led the NFL in passing yards during a season . . . Marino had three 300-yard games in 1992, on November 16th vs. Buffalo (321 yards), October 25th vs. Indianapolis (355 yards) and on September 14th at Cleveland (322 yards) and the Dolphins were 1-2 in those contests . . . Marino's two touchdown passes on Dec. 20, 1992 vs. the N.Y. Jets gave him 290 touchdown passes for his career, tying him with Johnny Unitas for second place on the NFL's all-time TD list . . . He passed for four touchdowns on October 18th against New England, tying him with Johnny Unitas' NFL record of 17 career four-touchdown passing games . . . It was his first four-TD game since he threw four touchdown passes on December 12, 1988 against the Cleveland Browns . . . In addition to his four TD passes against the Patriots, Marino threw for three touchdown passes one other time in 1992, on October 4th at Buffalo . . . On Nov. 22, 1992 vs. Houston, Marino threw his 20th touchdown pass of the season, extending his NFL record of most seasons with 20 or more touchdown passes to ten seasons (1983-92) . . . Had five games in 1992 (six, including post-season play) without throwing an interception, and the Dolphins went 3-2 in those contests (4-2 including playoffs) . . . He threw three interceptions in 1992 that were returned for touchdowns: Bobby Houston of the N.Y. Jets on Dec. 20th, Eddie Anderson of the L.A. Raiders on Dec. 14th, and Vince Buck of the Saints on Nov. 29th . . . Anderson returned his Marino interception 102 yards for a touchdown, accounting for the Raiders' only score of the game . . . His 102-yard return was tied for the third longest interception return in NFL history and was the longest INT return against the Dolphins in club history . . . Marino was sacked 28 times in 1992, the highest single-season sack total of his career, surpassing his 27 sacks in 1991 . . . Marino had two games in the regular season (Oct. 4th at Buffalo and Sept. 20th vs. L.A. Rams) and one in the playoffs (Jan. 10th vs. San Diego) in 1992 in which he was not sacked . . . On Nov. 29th at New Orleans, Marino was sacked five times, the most he has been sacked in a single-game in his career (his previous high had been four sacks six different games, including

the previous two contests) . . . It was the third straight game (including Nov. 22nd vs. Houston and Nov. 16th vs. Buffalo) that Marino was sacked four or more times, and he was sacked a total of 13 times in those three games . . . One of Marino's five sacks on Nov. 29th at New Orleans resulted in a defensive touchdown when he fumbled after being sacked by Pat Swilling and the fumble was returned 28 yards for a touchdown by Robert Goff . . . It was the first time that Marino lost a fumble after a sack that was returned for a touchdown since Nov. 18, 1991 vs. Buffalo when Cornelius Bennett sacked Marino and returned his fumble six yards for a touchdown . . . When he was sacked in the end zone by Marvin Washington for a safety on Nov. 1st at the N.Y. Jets, it marked the first time in Marino's career he was sacked for a safety . . . Marino finished third on the Dolphins in rushing in 1992 with 66 yards on 20 carries, an average of 3.3 yards per rush . . . His 66 yards rushing was greater than his career rushing total (43 yards) that he accumulated heading into the 1992 season, and also had his single-season career rushing best, surpassing his previous single-season rushing high, which he set in his rookie year of 1983 when he ran for 45 yards on 28 carries . . . Marino had to leave a game twice in 1992 due to injuries . . . He missed one snap on Dec. 27th at New England due to a twisted knee . . . Marino suffered a mild concussion late in the fourth quarter on September 27th at Seattle, forcing him to miss one snap in Miami's game-winning drive (Scott Mitchell completed a key 18-yard pass third down in his place) before returning to throw the winning 15-yard touchdown pass to Fred Banks on his third play back, and then also missed the next series when Mitchell ran out the clock to preserve the victory . . . It was the first time Marino was forced to miss a snap due to an injury since November 26, 1989 vs. Pittsburgh, when he suffered a contusion of his right AC joint (located in his shoulder), forcing him to leave that game for good with seven minutes left in the fourth quarter . . . In 1992, Marino led the Dolphins to six fourth quarter comebacks, Dec. 27th at New England (from 6-13 to 16-13), on Dec. 20th vs. N.Y. Jets (from 16-17 to 19-17), Nov. 22nd vs. Houston (from 13-16 to 19-16), October 11th vs. Atlanta (from 14-17 to 21-17), on September 27th at Seattle (from 12-17 to 19-17), and on September 14th at Cleveland (from 20-23 to 27-23) . . . In his two games in the 1992 playoffs Marino was 39-74 (52.7%) for 435 yards, four touchdowns, two interceptions, and four sacks for a 77.3 rating . . . In the AFC title game vs. Buffalo on January 17, 1993, Marino was 22-45 for 268 yards, one touchdown, two interceptions, and four sacks . . . In first playoff game in 1992, on January 10, 1993, vs. San Diego, Marino was 17-29 for 167 yards, three touchdowns, and no interceptions or sacks . . . His three touchdown passes is tied for the third best single-game mark in Dolphins playoff history . . . Marino was named as the starting quarterback on the 1992 AFC Pro Bowl team . . . He joined three other Dolphins who were named as starters on the AFC Pro Bowl squad: offensive lineman Richmond Webb, outside linebacker Bryan Cox, and tight end Keith Jackson (who missed the game due to injury) . . . It was Marino's seventh career Pro Bowl selection and his fifth selection as a starter . . . League-wide in 1992, Marino was named to the All-AFC first team by Football News and United Press International and was named second-team All-Pro by College and Pro Football Newsweekly and Newspaper Enterprise Association . . . Marino won the Dolphins' Most Valuable Player Award in 1992 in balloting of South Florida media for the tenth straight year . . . He also won the Dolphins' Outstanding Offensive Back award, the ninth time he won that award.

1991 – In 1991 Marino started all 16 games and was 318-549 (57.9%) for 3,970 yards, 25 touchdowns and 13 interceptions for a rating of 85.8 . . . In his first eight games of the year, Marino was 142-260 (54.6%) with 1,811 yards (an average of 226 yards per game), eight touchdowns and six interceptions, with the Dolphins going 3-5 . . . In his last eight games, Marino was 176-289 (60.1%) for 2,159 yards (an average of 270 yards per game), 17 touchdowns and seven interceptions, and the Dolphins were 5-3 in those contests . . . He threw 16 touchdown passes in his last seven games . . . Underwent arthroscopic surgery (performed by Dr. Dan Kanell) to repair loose cartilage in his left knee on December 26, 1991 . . . Marino finished third in the AFC and seventh in the NFL in passing with a rating of 85.8 . . . Was second in the AFC and the NFL in passing yards with 3,970 yards, was second in the AFC and fourth in the NFL in touchdown passes with 25, was second in the AFC and the NFL in completions with 318, and was second in the AFC and the NFL in attempts with 549 . . . With 3,970 yards passing in 1991, Marino missed by 30 yards passing to reach the 4,000-yard passing mark . . . On Dec. 1, 1991 vs. Tampa Bay, Marino went over 3,000 yards passing for the season, and he became the first quarterback in NFL history to throw for 3,000 or more yards in eight seasons (1984-91) . . . Before setting that NFL record, he had been tied with Joe Montana (1981, 1983-85, 1987, 1989-90) for the previous record of seven 3,000-yard seasons . . . Marino did not throw for 400 or more yards in any game in 1991 . . . Marino threw for 300 or more yards three times in 1991: on Oct. 6th at New England (321 yards), on Nov. 18th vs. Buffalo (326 yards), and on Dec. 1st vs. Tampa Bay (307 yards) . . . Marino threw at least one touchdown pass in 13 of his 16 regular season games in 1991 . . . The three games in 1991

where Marino failed to throw a touchdown pass came in a 42-7 loss at Kansas City on Oct. 13th, a 16-13 win vs. Green Bay on September 22nd and in a 17-14 loss at Detroit on September 15th . . . The games against Green Bay and Detroit marked only the second time in his career he failed to throw a touchdown pass in back-to-back games . . . Those back-to-back touchdown-less games against the Packers and Lions comprised the bulk of a streak of nine consecutive quarters that Marino did not throw a touchdown pass . . . The streak ran from the first quarter of the game on September 15th at Detroit through the first quarter of the game on September 29th at N.Y. Jets, covering two full games and the first quarter of a third, before ending when Marino threw a TD pass to Mark Clayton on the first play of the second quarter on Sept 29th at N.Y. Jets . . . Marino threw for three touchdown passes in four games in 1991: On Sept. 1st at Buffalo, Nov. 10th vs. New England, Dec. 9th vs. Cincinnati, and Dec. 15th at San Diego . . . On Dec. 9, 1991 vs. Cincinnati, Marino threw his 20th touchdown pass of the season, marking the ninth time in his nine-year career he threw for 20 or more touchdowns passes in a season . . . He became the first quarterback in NFL history to throw 20 or more touchdown passes nine different times . . . He and Johnny Unitas had been tied for the old record as the only NFL quarterbacks ever to throw 20 or more touchdowns in eight different seasons before Marino broke that mark with his ninth season of 20 or more touchdown passes; Marino accomplished his record-setting feat in his first nine seasons in the league, while Unitas played 18 seasons in the NFL . . . Marino threw 13 interceptions in 1991, tied for the fourth lowest total of his career (in a full season) . . . His three interceptions Oct. 20th at Houston was his 1991 single-game high, and it was the first time he threw three or more interceptions since he had three INTs on September 9, 1990 at New England . . . Had seven games in 1991 without throwing an interception, and the Dolphins went 4-3 in those contests . . . Marino was sacked 27 times for 182 yards in losses in 1991, the second highest total of his career, surpassed only by his 28 sacks in 1992 . . . Overall in 1991, Marino and Scott Secules (one sack), were sacked 28 times, which tied the Dolphins for seventh place in the NFL for the fewest quarterback sacks allowed . . . It ended a streak of nine consecutive seasons that the Dolphins allowed the fewest sacks in the league, including the first eight years of Marino's career . . . On Dec. 15th at San Diego, he was sacked by the Chargers' Leslie O'Neal in the fourth quarter, forcing Marino to fumble and the Chargers recovered on the Dolphins' 13-yard line . . . San Diego went in to score a touchdown to give them a 24-23 lead that they did not relinquish . . . On Nov. 18th vs. Buffalo, he was sacked for a nine-yard loss by Cornelius Bennett, forcing Marino to fumble . . . Bennett recovered the fumble and returned it six yards for a touchdown . . . Had one touchdown rushing in 1991, coming on a 10-yard scramble on Dec. 15th at San Diego . . . It was the longest touchdown run of his career . . . Was named as a reserve quarterback on the AFC Pro Bowl team in 1991, his sixth career Pro Bowl selection but he was unable to play in the game due to his recovery from arthroscopic knee surgery . . . His selection broke a three-year streak (1988-90) in which he did not make the Pro Bowl . . . Marino was named as the AFC's Offensive Player of the Week for December 1-2 after going 20-32 for 307 yards, two touchdowns and no interceptions in Dolphins' 33-14 victory over Tampa Bay . . . In that game, Marino went over 3,000 passing yards for the eighth time in his career to set an NFL record for most 3,000 yard seasons, and he also extended his own NFL record to eight consecutive 3,000 yard seasons (1984-91) . . . Marino won the Dolphins' Most Valuable Player Award in 1991 in balloting of South Florida media for the ninth straight year.

1990 – Was 306-531 (57.6%) for 3,563 yards, 21 touchdowns, 11 interceptions, 15 sacks and a final rating of 82.6 . . . His 21 touchdown passes was the fourth fewest of his career in a full season, but his 11 interceptions also was the third fewest of his career in a full season (behind his six INTs as a rookie in 1983 and his nine interceptions in 1996) . . . His 6.71 average yards per gain was the second lowest among the top twenty quarterbacks in the NFL (by rating) and had only five completions of 40 or more yards . . . In his final ten games, Marino was 195-340 (57.4%) for 2,334 yards, 15 touchdowns, and four interceptions, a rating of 88.3 . . . Marino finished fifth in the AFC and eighth in the NFL in passing with a rating of 82.6 . . . His 531 attempts were second in the AFC and third in the NFL, his 306 completions were second in the AFC and fourth in the NFL, his 3,563 passing yards were second in the AFC and fourth in the NFL, his 21 touchdown passes were fifth in the AFC and eighth in the NFL, and his 2.1 interception percentage was second lowest in the AFC and fourth in the NFL . . . Marino's 13-yard completion to Jim Jensen in the second quarter on Nov. 25, 1990 at Cleveland gave Marino over 30,000 career yards passing, becoming the 11th quarterback in NFL history to throw for 30,000 yards . . . Marino reached the 30,000 yard mark in 114 career regular season games, reaching that milestone faster than any QB in league history . . . The previous record for fastest to reach 30,000 yards was 131 games by former San Diego Charger QB Dan Fouts, although Warren Moon later reached that plateau in 125 games in 1992:

GAMES NEEDED FOR 30,000 PASSING YARDS

NAME	FIRST SEASON	BORN	DATE TO REACH 30,000 YARDS	GAMES TO REACH 30,000 YARDS	CAREER PASS YARDS
DAN MARINO*	1983	9/5/61	11/25/90	114	58,913
Warren Moon*	1984	11/18/56	11/15/92	125	49,097
Dan Fouts	1973	6/10/51	12/11/83	131	43,040
Jim Everett	1986	1/3/63	11/19/95	134	34,937
Jim Kelly	1986	2/14/60	9/17/95	135	35,467
Johnny Unitas	1956	5/7/33	9/24/67	141	40,239
Dave Krieg*	1980	10/20/58	11/14/93	143	38,147
John Elway	1983	6/28/60	12/20/92	144	51,475
Phil Simms	1979	11/3/55	9/13/92	146	33,462
Joe Montana	1979	6/11/56	11/19/89	147	40,551
Boomer Esiason	1984	4/7/61	9/25/94	147	37,920
Vinny Testaverde*	1987	11/13/63	10/19/98	148	32,479
Steve Young*	1985	10/11/61	10/11/98	156	32,678
Fran Tarkenton	1961	2/3/40	11/12/72	162	47,003
Ken Anderson	1971	2/15/49	11/28/83	167	32,838
Jim Hart	1966	4/29/44	9/21/80	168	34,665
Norm Snead	1961	7/31/39	10/26/75	172	30,797
John Hadl	1962	2/15/40	11/17/74	177	33,513
Steve DeBerg	1978	1/19/54	10/28/91	177	34,241
John Brodie	1957	8/14/35	10/8/72	184	31,548
Sonny Jurgensen	1957	8/23/34	10/22/72	189	32,224

* - active players

Did not throw for 400 or more yards in any game in 1990, but did have two 300-yard efforts, on Dec. 9th vs. Philadelphia (365 yards), and in the AFC Divisional Playoff Game on Jan. 12th at Buffalo (323 yards) . . . Marino had a span of 99 straight pass attempts without throwing an interception, from the first quarter on Oct. 18th vs. New England to the second quarter on Nov. 11th at the N.Y. Jets . . . After throwing an interception in that Jets contest, then went another 91 pass attempts until his next interception, in the first quarter on Dec. 2nd at Washington . . . Overall during that entire span, starting on Oct. 18th and ending on Dec. 2nd (covering five full games and parts of two others), he had 191 pass attempts and threw just one interception . . . Marino was sacked an NFL-low 15 times in 1990 for 90 yards in losses . . . Overall, Dolphins quarterbacks were sacked 16 times in 1990, the ninth year in a row that the Dolphins allowed the fewest sacks in the league (a streak that ended in 1991), including each of Marino's first eight years with the club . . . Marino had one carry for 14 yards to lead the Dolphins in rushing on Nov. 19, 1990 vs. the L.A. Raiders . . . It was the first time in his career that he led the Dolphins in rushing in a single game . . . Marino scored one touchdown rushing, coming on a two-yard run in the Divisional Playoff game at Buffalo on January 12th . . . In the 1990 regular season, Marino led the Dolphins back in the final period at New England (from 20-24 to 27-24), vs. the N.Y. Jets (from 13-16 to 20-16) and vs. the Philadelphia Eagles (10-20 to 23-20 in overtime) . . . In Miami's 17-16 playoff win over the Kansas City Chiefs on January 15, 1991, Marino led the Dolphins back from a 16-3 fourth quarter deficit by completing all eight of his pass attempts for 101 yards and a pair of scores . . . Marino's rally from the 13-point deficit against the Chiefs was the largest fourth-quarter comeback of his career; prior to the Chiefs game, Marino's largest comeback was 11 points (17-28 to 31-28) against the San Diego Chargers on October 16, 1988 . . . In his two playoff games in 1990, Marino was 42-79 (53.2%) for 544 yards, five touchdowns and two interceptions, a rating of 85.6 . . . In the playoffs, Marino had a string of 11 straight pass completions over a two-game stretch . . . Completed his last ten pass attempts against Kansas City Chiefs in AFC First Round Playoff game on Jan. 5th, going 10-10 for 130 yards and two touchdowns (including 8-8 for 101 yards and two TDs in final quarter), and in the next game, in an AFC Divisional Playoff game on Jan. 12th at Buffalo, hit on his first pass attempt before throwing an incomplection . . . Marino's 11 consecutive pass completions is the fourth-longest streak in team history and the longest in Dolphins postseason history . . . Marino was named AFC Offensive Player of the Week for December 9-10 after going 27-54 for 365 yards, two touchdowns, and no interceptions in 23-20 overtime win over the Eagles . . . Also was named NFL Player of the Week for the First Round Playoff games (January 5-6) after going 19-30 for 221 yards, two touchdowns, and no interceptions in Miami's 17-16 win over the Chiefs . . . Marino

won the Dolphins' Most Valuable Player Award in 1990 in balloting of South Florida media for the eighth straight year . . . Marino also was voted the Dolphins' Outstanding Offensive Back by the media for the eighth consecutive year.

1989 - In 1989, was 308-550 for 3,997 yards with 24 touchdowns and 22 interceptions . . . Had a quarterback rating of 76.9, finishing fifth in the AFC and 11th in the NFL in passing . . . Reached the 100-games played plateau on Dec. 3rd at Kansas City . . . Was named AFC Offensive Player of the Week for the week ending September 18th after going 17-28 for 226 yards, three touchdowns (including his 200th career TD pass) and three INTs on September 17th in New England to lead Miami to a 24-10 win over the Patriots . . . Marino finished first in the AFC and third in the NFL (behind Don Majkowski's 4,318 yards and Jim Everett's 4,310 yards) in passing yardage (3,997), first in the AFC and second in the NFL (behind Majkowski's 599) in attempts (550), first in the AFC and second in the NFL (behind Majkowski's 353) in completions (308), third in the AFC and sixth in the NFL in touchdown passes (24), and first in the AFC and tied for first in the NFL (with Vinny Testaverde) in interceptions (22) . . . Marino's 11-yard completion to Mark Duper in the second quarter vs. Cleveland on Oct. 8th put him over 25,000 career yards passing, becoming the 25th player in NFL history to reach the 25,000 yards passing milestone . . . With 3,997 yards passing in 1989, Marino missed his fifth 4,000-yard season by three yards . . . Marino went over the 3,000 yards passing mark on Dec. 3rd at Kansas City, his sixth straight 3,000-yard season . . . Threw for 400 yards once in 1989, accumulating 427 yards passing against the Jets on Sept. 24th, the most yards passing by an AFC quarterback in 1989 . . . Marino threw for 300 or more yards five times in 1989: Dec. 24th vs. Kansas City (339 yards), Dec. 10th vs. New England (300 yards), Nov. 12th at N.Y. Jets (359 yards), Oct. 22nd vs. Green Bay (333 yards), and on Sept. 24th vs. the Jets (427 yards) . . . Marino's five 300-yard games tied him for second with Washington's Mark Rypien for the most 300-yard games in the NFL in 1989, surpassed only by Green Bay's Don Majkowski, who had six 300-yard games . . . His 10-yard touchdown pass to Jim Jensen with 7:15 elapsed in the second quarter on September 17th at New England, was the 200th TD pass of his career, and he became the 13th player in NFL history to throw 200 TD passes . . . Marino reached that plateau faster than any quarterback in NFL history; Johnny Unitas, the former record-holder, threw for his 200th touchdown in the 121st game of his career, (later surpassed by Brett Favre's 107 games) while Marino threw his 200th career TD pass in his 89th career game (covering 3,152 pass attempts):

GAMES NEEDED FOR 200 TD PASSES						
NAME	FIRST SEASON	BORN	DATE TO REACH 200 TD	GAMES TO REACH 200 TD	PASSES TO REACH 200 TD	CAREER TD PASS
DAN MARINO	1983	9/15/61	9/17/89	89	3,152	408
Brett Favre	1991	10/10/69	11/15/98	107	3,545	213
Johnny Unitas	1956	5/7/33	10/31/65	121	*3,040	290
Jim Kelly	1986	2/14/60	12/11/94	132	3,920	237
Dave Krieg	1980	10/28/58	10/11/92	135	3,722	261
Fran Tarkenton	1961	2/3/40	11/29/70	137	*3,329	342
Joe Montana	1979	6/11/56	10/8/89	143	3,835	273
Dan Fouts	1973	6/10/51	11/18/84	143	4,245	254
Warren Moon	1984	11/18/56	9/25/94	145	4,662	290
Jim Everett	1986	1/3/63	11/10/96	149	4,712	203
Boomer Esiason	1984	4/17/61	11/6/94	151	4,063	247
John Hadl	1962	2/15/40	12/3/72	152	*3,558	244
Len Dawson	1957	6/20/35	10/18/71	153	*2,756	239
Steve Young	1985	10/11/61	9/27/98	154	3,628	229
Sonny Jurgensen	1957	8/23/34	10/26/69	156	*3,239	255
Vinny Testaverde	1987	11/13/63	12/19/68	158	4,565	204
Terry Bradshaw	1970	9/2/48	11/21/82	161	3,737	212
Y.A. Tittle	1950	10/24/26	12/15/63	164	*3,517	212
Roman Gabriel	1962	8/5/40	11/21/76	167	4,406	201
John Elway	1983	6/28/66	10/10/95	176	5,444	300
John Brodie	1957	8/14/35	12/19/71	180	*4,170	214
Jim Hart	1966	4/29/44	10/25/80	187	4,879	209
George Blanda	1949	9/17/27	9/10/66	202	*3,526	236

* - estimated

Threw 22 interceptions in 1989, and his +2 touchdown to interception differential (24 TD passes, 22 interceptions) was the lowest of his career . . . Marino was sacked an NFL-low ten times in 1989 for a total of 86 yards in losses . . . When Bills NT Jeff Wright tackled Marino for an 11-yard loss on Oct. 29th, it stopped the Dolphins' NFL record of 19 consecutive games (the last 12 games in 1988 and the first seven in 1989) without allowing a quarterback sack, covering 775 total passes, including 759 attempts by Marino (as well as 11 by Ron Jaworski, three by Scott Secules, and one each by Troy Stradford and Jim Jensen) . . . The last time Marino had been sacked prior to the Bills game was on September 25, 1988 at Indianapolis, when he was sacked by Duane Bickett of the Colts in the third quarter of that game . . . Had two rushing touchdowns in 1989, on Oct. 15th vs. Cincinnati and on Dec. 10th vs. New England . . . They were the fourth and fifth rushing TDs of his career . . . His TD against the Bengals came on a one-yard bootleg with 6:42 elapsed in the third quarter . . . It was his first rushing touchdown since December 7, 1987 vs. the N.Y. Jets in Miami . . . In 1989, Marino (who already held the Dolphins team record for touchdown passes entering the season) broke Bob Griese's club career records in attempts, completions, and yards . . . On Sept. 24th against the Jets, Marino broke Griese's team record of 1,926 completions and on Oct. 8th vs. Browns, his 20-yard pass to Fred Banks in overtime broke Griese's team record of 25,092 career passing yards . . . Griese played 14 NFL seasons (1967-80), while Marino was finishing his seventh year in the league . . . Was 8-16 for 128 yards, one touchdown and no interceptions Nov. 26th vs. Pittsburgh . . . His eight completions and his 16 pass attempts at the time were both the second-lowest single-game figures of his career . . . Suffered a contusion of his right AC joint (located in the shoulder) in the second quarter on a hit by Carnell Lake, forcing him to leave the game for good with seven minutes left in the third quarter . . . It was the first time Marino was forced to leave a game due to an injury since he suffered a left knee sprain in the fourth quarter at Houston on December 4, 1983.

1988 - Was 354-606 for 4,434 yards with 28 touchdowns and 23 interceptions . . . Was sacked six times for 31 yards lost . . . Had a passing efficiency rating of 80.8, finishing fifth in the AFC and tenth in the NFL in passing . . . Led the NFL in attempts (606), completions (354), and yards (4,434), and finished tied for second in the NFL (and tied for first in the AFC with Cincinnati's Boomer Esiason) in touchdown passes (28), behind the Rams' Jim Everett (31) . . . Also finished second in the NFL (and first in the AFC) in interceptions (23), behind Tampa Bay's Vinny Testaverde (35) . . . Threw for over 400 yards twice (521 yards vs. Jets on October 23rd and 404 yards vs. Cleveland on Monday, December 12th), and his 521 yards passing vs. Jets on October 23rd was the highest yardage figure by a QB in 1988 and not only was a new Dolphins single-game record, but it also is the fourth highest single game passing yardage total by a QB in NFL history:

TOP FIVE PASSING YARDAGE GAMES IN NFL HISTORY						
PLAYER	ATT-COM	YARDS	TDs	RESULT/OPPONENT	DATE	
Norm Van Brocklin, Rams	41-27	554	5 TDs	Won vs. N.Y. Yanks	9/28/51	
Warren Moon, Houston	45-27	527	3 TDs	Won vs. K.C.	12/16/90	
Boomer Esiason, Arizona	59-35	522	3 TDs	Won vs. Wash.	11/10/96	
DAN MARINO, MIAMI	60-35	521	3 TDs	Lost vs. N.Y. Jets	10/23/88	
Phil Simms, Giants	62-40	513	1 TD	Lost vs. Cin.	10/13/85	

In that October 23rd game vs. the Jets, Marino also set a team record with 60 attempts (completing 35) and tied a team record with five interceptions . . . It was his first-ever game of five interceptions; his previous high had been four interceptions, twice (vs. San Francisco on November 28, 1986, and vs. Atlanta on November 30, 1986) . . . Had two games of four or more touchdown passes: November 27th at Jets (five TD passes) and December 12th vs. Cleveland (four TDs) . . . His five-TD game at the Jets was the fifth five-plus TD game of his career and his first since December 14, 1986 . . . Marino's first TD pass on December 12th vs. Cleveland was his 193rd career TD pass, breaking Bob Griese's Dolphins team record of 192 career touchdown passes . . . Had a ratio of one sack every 101 pass attempts (606 attempts/six sacks) . . . Was not sacked in his last 12 games, with his last sack coming on September 25th at Indianapolis . . . Carried the ball 20 times for minus-17 yards . . . Made the first opposition fumble recovery of his career on December 12th vs. Cleveland . . . Had three sub-50 percent completion percentage games (September 4th at Chicago, October 9th at the Raiders, and November 27th at the Jets) . . . Became the 45th quarterback in NFL history to go over 20,000 career yards passing, reaching that milestone September 18th vs. Green Bay . . . With his 4,434 yards passing, Marino went over 4,000 yards in a season for the fourth time . . . Enjoyed the finest game percentage wise (81.3) of his career on December 4th vs. Indianapolis, hitting

an INT and tossed just three in 242 attempts . . . First play as an NFL QB was a sideline pass completion thrown to Mark Duper for nine yards at the Raiders (9/19) . . . Marino's first NFL TD came at the end of his first drive in the league: a six-yarder to TE Joe Rose . . . Marino's first NFL INT came in New Orleans (10/2) as Reggie Lewis returned it 27 yards for a TD . . . Suffered left knee sprain in fourth quarter at Houston (12/4) and missed last two regular-season games (Strock quarterbacked Dolphins to wins in both) . . . With knee brace, returned to complete 15 of 25 in playoff loss to Seattle . . . First-round draft choice (27th overall and sixth QB, behind John Elway, Todd Blackledge, Jim Kelly, Tony Eason, and Ken O'Brien) of Miami in 1983.

COLLEGE

Had record-setting career at University of Pittsburgh from 1979-82 . . . In four seasons at Pitt, completed 693 of 1,204 passes (57.5) for 8,597 yards, 79 touchdowns and 69 interceptions . . . Graduated as Panthers' record-holder in passing yards for season (2,876 in 1981) and career (8,597); in passes attempted and completed for season (226 of 380 in 1981) and career (693 of 1,204), and in touchdown passes for season (37 in 1981) and career (79) . . . Graduated as school's all-time total offense leader with 8,290 yards compared to 6,526 of runner-up Tony Dorsett (Dallas/Denver) . . . Along with Dorsett, Hugh Green (Tampa Bay/Miami) and Bill Fralic (Atlanta) is one of only four players to have Pitt jersey retired . . . Finished college career ranked on NCAA all-time lists as fifth in passing yardage, fourth in completions and fourth in TD passes . . . During tenure at hometown school, Panthers posted records of 11-1, 11-1, 11-1 and 9-3, including four bowl appearances (Fiesta, Gator, Sugar and Cotton) . . . In senior season, stats show 221 completions in 378 attempts (58.4) for 2,432 yards, 17 TDs and 23 interceptions, including Pitt's 7-3 Cotton Bowl loss to SMU . . . Earned All-America honors as a junior and finished fourth in Heisman Trophy balloting . . . Connected on 226 of 380 attempts (59.5) for 2,876 yards, 37 touchdowns and 23 interceptions . . . Was MVP at Sugar Bowl that year for second-ranked Panthers, completing 26 passes for 261 yards and three TDs in 24-20 edging of Georgia . . . Led Pitt to Gator Bowl in 1980, completing 116 of 224 throws (51.8) for 1,609 yards, 15 TDs and 14 interceptions . . . Became starter midway through freshman season of '79, hitting on 130 of 222 passes (58.6) for 1,680 yards, 10 scores and nine interceptions . . . Suffered knee injury versus West Virginia that season, missing three games and later requiring off-season surgery . . . Has B.A. in communications.

PERSONAL

Married to Claire (1/30/85), Marino and his wife have five children, Daniel Charles (9/4/86), Michael Joseph (5/18/88), Joseph Donald (7/26/89), Alexandra Claire (5/13/92) and Niki Lin (12/15/96) and reside in Weston . . . An outstanding golfer . . . Teamed with golf pro Dan Pohl to win the championship at the AT&T Pebble Beach National ProAm in February, 1988, at Pebble Beach, Calif . . . Served as honorary starter for the 1998 Daytona 500 . . . In '91 off-season worked as color commentator on USA cable network's coverage of World League of American Football . . . Played himself in movie "Ace Ventura: Pet Detective," which starred Jim Carrey, Sean Young and Courtney Cox and was one of the most popular films in 1994 . . . Appeared in 1998 movie "Holy Man", that starred Eddie Murphy . . . Appears in music video by Hootie and the Blowfish for song, "Only Wanna Be With You" . . . Has won each of the two NFL Quarterback Challenge competitions held in Hawaii . . . Has appeared on the cover of every national sports publication at least once, including second GQ cover appearance in Sept., 1996 . . . Established the Dan Marino Foundation, which helps support many South Florida charities . . . He also raises funds for his foundation through the "Touchdown for Tots" program, which has raised over \$830,000 since its inception . . . As a sponsor of his own program, Marino donates \$500 for every touchdown he throws . . . Sponsors an annual golf tournament in February in Fort Lauderdale for the benefit of the Dan Marino Foundation, which in 1999 raised over \$400,000 . . . Helped create Miami Children's Hospital Dan Marino Center in Weston that opened in 1998 and offers comprehensive health care to children with chronic medical needs . . . Named as Sprint/NFL Man of the Year in 1998 . . . Named Miami Dolphins NFL Man of the Year each year from 1996-98 . . . Won the 1995 Ed Block Courage Award . . . Served as the Dolphins' 1994 United Way representative . . . In 1998, served as one of three NFL representatives appearing in a national public service announcement in honor of the NFL's 25-year partnership with the United Way . . . Had his neighborhood field in Pittsburgh named Dan Marino Field in March, 1990 . . . Was the number-one selection in the inaugural United States Football League draft in 1983, being chosen by the Los Angeles Express . . . Had been a fourth-round choice of baseball's Kansas City Royals in 1979 . . . Attended Central Catholic High

School in Pittsburgh, lettering in football and baseball . . . Full name is Daniel Constantine Marino, Jr., born Sept. 15, 1961, in Pittsburgh, Pa.

NFL REGULAR SEASON STATISTICS										
YEAR	TEAM	G-S	ATT.	COMP.	YDS.	PCT.	TD	INT.	LG	TKLD. RATE
1983	Miami	11-9	296	173	2210	58.4	20	6	85t	10/80 96.0
1984	Miami	16-16	564	362	5084	64.2	48	17	80t	13/120 108.9
1985	Miami	16-16	567	336	4137	59.3	30	21	73	18/157 84.1
1986	Miami	16-16	623	378	4746	60.7	44	23	85t	17/119 92.5
1987	Miami	12-12	444	263	3245	59.2	26	13	59t	9/77 89.2
1988	Miami	16-16	606	354	4434	58.4	28	23	80t	6/31 80.8
1989	Miami	16-16	550	308	3997	56.0	24	22	78t	10/86 76.9
1990	Miami	16-16	531	306	3563	57.6	21	11	69t	15/90 82.6
1991	Miami	16-16	549	318	3970	57.9	25	13	54	27/182 85.8
1992	Miami	16-16	554	330	4116	59.6	24	16	62t	28/173 85.1
1993	Miami	5-5	150	91	1218	60.7	8	3	80t	7/42 95.9
1994	Miami	16-16	615	365	4453	62.6	30	17	64t	17/113 89.2
1995	Miami	14-14	482	309	3668	64.1	24	15	67t	22/153 90.8
1996	Miami	13-13	373	221	2795	59.2	17	9	74t	18/131 87.8
1997	Miami	16-16	548	319	3780	58.2	16	11	55	20/142 80.7
1998	Miami	16-16	537	310	3497	57.7	23	15	61t	23/178 80.0
16-YEAR TOTALS		231-229	7989	4763	58913	59.6	408	235	85t	260/1874 87.3

NFL PLAYOFF STATISTICS										
YEAR	TEAM	G-S	ATT.	COMP.	YDS.	PCT.	TD	INT.	LG	TKLD. RATE
1983	Miami	1-1	25	15	193	60.0	2	2	32t	0/0 77.6
1984	Miami	3-3	116	71	1001	61.2	8	5	41t	4/29 94.1
1985	Miami	2-2	93	45	486	48.4	3	3	39	1/14 61.5
1990	Miami	2-2	79	42	544	53.2	5	2	64t	2/8 65.6
1992	Miami	2-2	74	39	435	52.7	4	2	30t	4/25 77.3
1994	Miami	2-2	67	46	519	68.7	5	0	31	2/13 116.4
1995	Miami	1-1	64	33	422	51.6	2	3	45t	0/0 63.4
1997	Miami	1-1	43	17	141	39.5	0	2	42	4/21 29.3
1998	Miami	2-2	71	49	478	69.0	1	3	58	2/12 74.7
PLAYOFF TOTALS		16-16	632	357	4219	56.5	30	22	64t	19/122 78.3

ADDITIONAL STATS

Rushing: 28 for 45 yards, 1.6 avg., long 15, 2 TDs in 1983; 28 for -7 yards, -.3 avg., long 10 in 1984; 26 for -24 yards, -.9 avg., long 2 in 1985; 12 for -3 yards, -.3 avg., long 13 in 1986; 12 for -5 yards, -.4 avg., long 5t, 1 TD in 1987; 20 for -17 yards, -.9 avg., long 6 in 1988; 14 for -7 yards, -.5 avg., long 2, 2 TDs in 1989; 16 for 29 yards, 1.8 avg., long 15 in 1990; 27 for 32 yards, 1.2 avg., long 11, 1 TD in 1991; 20 for 66 yards, 3.3 avg., long 12 in 1992; 9 for -4 yards, -.4 avg., long 4t, 1 TD in 1993; 23 for -6 yards, -.3 avg., long 10, 1 TD in 1994, 11 for 14 yards, 1.3 avg., long 12 in 1995; 11 for -3, -.3 avg., long 7 in 1996; 18 for -14 yards, -.8 avg., long 1 in 1997; 21 for -3 yards, -.1 avg., long 10, 1 TD in 1998 for total of 296 for 93 yards, 0.3 avg., long 15, 9 TDs (P-13 for 1 yard, 0.1 avg., long 5, 1 TD)

Receiving: 1 for -6 yards in 1995

Miscellaneous Tackles: 2 in 1984, 1 in 1988, 2 in 1989, 1 in 1990, 1 in 1992 for total of 7

Fumble Recoveries: 1 in 1988

1986 GAME-BY-GAME PASSING

DATE	OPPONENT	ATT.	CMP.	YDS.	PCT.	TD	INT.	LG	TKLD.	W/L	SCORE
9/7	at San Diego	36	23	290	63.9	3	0	49t	4/29	L	28-50
9/14	INDIANAPOLIS	29	17	254	58.6	1	1	47	0/0	W	30-10
9/21	at N.Y. Jets	50	30	448	60.0	6	2	46t	2/13	L	45-51(OT)
9/28	SAN FRANCISCO	46	27	301	58.7	1	4	24	2/18	L	16-31
10/5	at New England	23	13	167	56.5	1	3	45	2/15	L	7-34
10/12	BUFFALO	41	24	337	58.5	1	1	39	1/9	W	27-14
10/19	L.A. RAIDERS	32	20	286	62.5	3	2	68t	2/13	L	28-30
10/26	at Indianapolis	42	23	243	54.8	1	0	27	0/0	W	17-13
11/2	HOUSTON	29	12	220	41.4	4	2	85t	1/3	W	28-7
11/10	at Cleveland	39	22	295	56.4	2	1	24t	0/0	L	16-26
11/16	at Buffalo	54	39	404	72.2	4	0	39	2/15	W	34-24
11/24	N.Y. JETS	36	29	288	80.6	4	0	27	0/0	W	45-3
11/30	ATLANTA	40	20	303	50.0	2	4	54t	0/0	L	14-20
12/7	at New Orleans	41	27	241	65.9	3	0	23t	0/0	W	31-27
12/14	at L.A. Rams	46	29	403	63.0	5	1	69t	1/4	W	37-31(OT)
12/22	NEW ENGLAND	39	23	266	59.0	3	2	32t	0/0	L	27-34

1987 GAME-BY-GAME PASSING

DATE	OPPONENT	ATT.	CMP.	YDS.	PCT.	TD	INT.	LG	TKLD.	W/L	SCORE
9/13	at New England	37	19	165	51.4	3	2	27	0/0	L	21-28
9/20	at Indianapolis	32	23	254	71.9	3	0	43	1/9	W	23-10
10/25	BUFFALO	36	24	303	66.7	4	0	25t	1/7	L	31-34(OT)
11/1	PITTSBURGH	31	25	332	80.6	4	2	50t	0/0	W	35-24
11/8	at Cincinnati	41	26	262	63.4	1	0	30t	3/27	W	20-14
11/15	INDIANAPOLIS	34	14	194	41.2	2	1	37	0/0	L	21-40
11/22	at Dallas	39	22	265	56.4	1	1	41	1/7	W	20-14
11/29	at Buffalo	28	13	165	46.4	0	3	24	1/8	L	0-27
12/7	N.Y. JETS	40	29	293	72.5	1	0	35	0/0	W	37-28
12/13	at Philadelphia	39	25	376	64.1	3	1	54	2/19	W	28-10
12/20	WASHINGTON	50	22	393	44.0	3	1	59t	0/0	W	23-21
12/28	NEW ENGLAND	37	21	243	56.8	1	2	24	0/0	L	10-24

1988 GAME-BY-GAME PASSING

DATE	OPPONENT	ATT.	CMP.	YDS.	PCT.	TD	INT.	LG	TKLD.	W/L	SCORE
9/4	at Chicago	22	9	113	40.9	1	0	28t	0/0	L	7-34
9/11	at Buffalo	34	22	221	64.7	0	0	30	1/2	L	6-9
9/18	GREEN BAY	33	22	261	66.7	2	2	36	1/5	W	24-17
9/25	at Indianapolis	35	22	276	62.9	2	1	39t	4/24	L	13-15
10/2	MINNESOTA	37	20	264	54.1	2	3	36	0/0	W	24-7
10/9	at L.A. Raiders	36	14	175	38.9	1	1	25	0/0	W	24-14
10/16	SAN DIEGO	45	26	329	57.8	1	0	51	0/0	W	31-28
10/23	N.Y. JETS	60	35	521	58.3	3	5	56	0/0	L	30-44
10/30	at Tampa Bay	46	27	266	58.7	2	0	33	0/0	W	17-14
11/6	at New England	51	29	359	56.7	1	2	32	0/0	L	10-21
11/14	BUFFALO	30	19	224	63.3	1	3	27	0/0	L	6-31
11/20	NEW ENGLAND	29	19	169	65.5	0	0	21	0/0	L	3-6
11/27	at N.Y. Jets	35	17	353	48.6	5	0	80t	0/0	L	34-38
12/4	INDIANAPOLIS	32	26	304	81.3	3	1	55	0/0	L	28-31
12/12	CLEVELAND	50	30	404	60.0	4	3	46	0/0	W	38-31
12/18	at Pittsburgh	31	17	195	54.8	0	2	42	0/0	L	24-40

1989 GAME-BY-GAME PASSING

DATE	OPPONENT	ATT.	CMP.	YDS.	PCT.	TD	INT.	LG	TKLD.	W/L	SCORE
9/10	BUFFALO	38	25	255	65.8	1	2	23	0/0	L	24-27
9/17	at New England	28	17	226	60.7	3	3	28	0/0	W	24-10
9/24	N.Y. JETS	55	33	427	60.0	3	2	43t	0/0	L	33-40
10/1	at Houston	29	11	103	37.9	0	2	24	0/0	L	7-39

10/8	CLEVELAND	33	19	234	57.6	1	1	35t	0/0	W	13-10 (OT)
10/15	at Cincinnati	33	16	266	48.5	0	1	41	0/0	W	20-13
10/22	GREEN BAY	37	24	333	64.9	2	2	61	0/0	W	23-20
10/29	at Buffalo	36	20	255	55.6	1	3	44t	2/16	L	17-31
11/5	INDIANAPOLIS	26	14	149	56.0	2	0	21	0/0	W	19-13
11/12	at N.Y. Jets	34	18	359	52.9	3	2	78t	2/15	W	31-23
11/19	at Dallas	36	21	255	58.3	1	0	48t	2/17	W	17-14
11/26	PITTSBURGH	16	8	128	50.0	1	0	66t	0/0	L	14-34
12/3	at Kansas City	37	18	218	48.7	3	1	47	0/0	L	21-26
12/10	NEW ENGLAND	32	21	300	65.6	0	1	36	0/0	W	31-10
12/17	at Indianapolis	33	15	150	45.5	0	1	20	2/18	L	13-42
12/24	KANSAS CITY	47	28	339	59.6	3	1	35	2/20	L	24-27

1990 GAME-BY-GAME PASSING

DATE	OPPONENT	ATT.	CMP.	YDS.	PCT.	TD	INT.	LG	TKLD.	W/L	SCORE
9/9	at New England	34	22	255	64.7	2	3	35t	0/0	W	27-24
9/16	BUFFALO	26	18	177	69.2	1	0	23	0/0	W	30-7
9/23	at N.Y. Giants	30	14	115	46.7	0	2	20	1/7	L	3-20
9/30	at Pittsburgh	28	17	175	60.7	1	1	35t	1/4	W	28-6
10/7	N.Y. JETS	39	20	262	51.3	2	0	69t	0/0	W	20-16
10/18	NEW ENGLAND	34	20	245	58.8	0	1	36	2/16	W	17-10
10/28	at Indianapolis	29	21	161	72.4	1	0	18	2/11	W	27-7
11/4	PHOENIX	25	18	205	72.0	2	0	35	0/0	W	23-3
11/11	at N.Y. Jets	36	21	192	58.3	1	1	23	0/0	W	17-3
11/19	L.A. RAIDERS	36	20	214	55.6	1	0	40	2/15	L	10-13
11/25	at Cleveland	29	16	245	55.2	2	0	35t	0/0	W	30-13
12/2	at Washington	33	17	223	51.5	1	1	38	1/2	L	20-42
12/9	PHILADELPHIA	54	27	365	50.0	2	0	37	2/14	W	23-20(OT)
12/16	SEATTLE	29	17	250	58.6	2	1	45	1/8	W	24-17
12/23	at Buffalo	43	24	287	55.8	2	1	43	3/13	L	14-24
12/30	INDIANAPOLIS	26	14	192	53.8	1	0	53t	0/0	W	23-17
*1/5	KANSAS CITY	30	19	221	63.3	2	0	37	2/8	W	17-16
*1/12	at Buffalo	49	23	323	46.9	3	2	64t	0/0	L	34-44

1991 GAME-BY-GAME PASSING

DATE	OPPONENT	ATT.	CMP.	YDS.	PCT.	TD	INT.	LG	TKLD.	W/L	SCORE
9/1	at Buffalo	28	17	267	60.7	3	0	43t	2/17	L	31-35
9/8	INDIANAPOLIS	25	14	147	56.0	1	1	20	2/18	W	17-6
9/15	at Detroit	34	16	174	47.1	0	0	18	2/20	L	13-17
9/22	GREEN BAY	32	19	212	59.4	0	1	40	3/17	W	16-13
9/29	at N.Y. Jets	34	17	245	50.0	1	1	32	4/20	L	23-41
10/6	at New England	38	25	321	65.8	2	0	34	1/7	W	20-10
10/13	at Kansas City	29	15	216	51.7	0	0	54	0/0	L	7-42
10/20	HOUSTON	40	19	229	47.5	1	3	39	1/11	L	13-17
11/3	at Indianapolis	37	21	231	56.8	1	0	37	0/0	W	10-6
11/10	NEW ENGLAND	29	19	263	65.5	3	1	32t	1/8	W	30-20
11/18	BUFFALO	42	23	326	54.8	2	2	41	1/9	L	27-41
11/24	at Chicago	30	16	183	53.3	1	2	31	3/11	W	16-13(OT)
12/1	TAMPA BAY	32	20	307	62.5	2	0	51	1/10	W	33-14
12/9	CINCINNATI	33	24	281	72.7	3	0	43t	1/9	W	37-13
12/15	at San Diego	41	26	286	63.4	3	1	39	2/13	L	30-38
12/22	N.Y. JETS	45	27	282	60.0	2	1	27	3/12	L	20-23(OT)

1992 GAME-BY-GAME PASSING

DATE	OPPONENT	ATT.	CMP.	YDS.	PCT.	TD	INT.	LG	TKLD.	W/L	SCORE
9/14	at Cleveland	35	25	322	71.4	1	0	47	3/22	W	27-23
9/20	L.A. RAMS	37	21	223	56.8	2	1	38	0/0	W	26-10
9/27	at Seattle	39	23	254	59.0	1	3	20	2/17	W	19-17
10/4	at Buffalo	33	21	282	63.6	3	1	36	0/0	W	37-10
10/11	ATLANTA	40	20	250	50.0	0	0	46	1/2	W	21-17

10/18	NEW ENGLAND	30	21	294	70.0	4	1	44t	1/5	W	38-17
10/25	INDIANAPOLIS	45	25	355	55.6	2	3	48t	1/7	L	20-31
11/1	at N.Y. Jets	26	14	225	53.8	2	0	42	2/12	L	14-26
11/8	at Indianapolis	28	22	245	78.6	2	0	42	1/4	W	28-0
11/16	BUFFALO	33	22	321	66.7	2	1	55	4/35	L	20-26
11/22	HOUSTON	40	19	237	47.5	1	1	39t	4/16	W	19-16
11/29	at New Orleans	42	26	259	61.9	1	1	29	5/36	L	13-24
12/6	at San Francisco	31	19	192	61.3	0	0	24	1/7	L	3-27
12/14	L.A. RAIDERS	26	16	234	61.5	1	1	62t	1/6	W	20-7
12/20	N.Y. JETS	30	15	206	50.0	2	2	55t	1/3	W	19-17
12/27	at New England	39	21	217	53.8	0	1	21	1/1	W	16-13(OT)
*1/10	SAN DIEGO	29	17	167	58.6	3	0	30t	0/0	W	31-0
*1/17	BUFFALO	45	22	268	48.9	1	2	24	4/25	L	10-29

1993 GAME-BY-GAME PASSING

DATE	OPPONENT	ATT.	CMP.	YDS.	PCT.	TD	INT.	LG	TKLD.	W/L	SCORE
9/5	at Indianapolis	40	22	236	55.0	3	1	40t	0/0	W	24-20
9/12	N.Y. JETS	29	19	286	65.5	2	0	57t	4/19	L	24-14
9/26	at Buffalo	32	20	282	62.5	1	1	36t	1/7	W	22-13
10/4	WASHINGTON	30	16	253	53.3	1	1	80t	1/5	W	17-10
10/10	at Cleveland	19	14	161	73.7	1	0	17	1/11	W	24-14

1994 GAME-BY-GAME PASSING

DATE	OPPONENT	ATT.	CMP.	YDS.	PCT.	TD	INT.	LG	TKLD.	W/L	SCORE
9/4	NEW ENGLAND	42	23	473	54.8	5	1	64t	2/17	W	39-35
9/11	at Green Bay	25	17	177	68.0	2	0	26	2/15	W	24-14
9/18	N.Y. JETS	31	23	289	74.2	2	1	35	0/0	W	28-14
9/25	at Minnesota	54	29	431	53.7	3	3	43	1/5	L	35-38
10/2	at Cincinnati	35	26	204	74.3	2	0	34	0/0	W	23-7
10/9	at Buffalo	43	20	212	46.5	1	0	26	0/0	L	11-21
10/16	L.A. RAIDERS	37	17	186	45.9	2	1	23	2/11	W	20-17(OT)
10/30	at New England	36	21	198	58.3	1	2	27	0/0	W	23-3
11/6	INDIANAPOLIS	41	30	261	73.2	1	2	28t	1/7	W	22-21
11/13	CHICAGO	38	24	289	63.2	1	1	29	2/14	L	14-17
11/20	at Pittsburgh	45	31	312	68.9	1	1	45	4/29	L	13-16(OT)
11/27	at N.Y. Jets	44	31	359	70.5	4	2	28t	0/0	W	28-24
12/4	BUFFALO	42	25	311	59.5	3	3	45t	1/4	L	31-42
12/12	KANSAS CITY	30	21	241	70.0	2	0	28	0/0	W	45-28
12/18	at Indianapolis	37	21	225	56.7	0	0	30	2/11	L	6-10
12/25	DETROIT	35	26	285	74.3	0	0	38	0/0	W	27-20
*12/31	KANSAS CITY	29	22	257	75.9	2	0	26	1/8	W	27-17
*1/8	at San Diego	38	24	262	63.2	3	0	31	1/6	L	21-22

1995 GAME-BY-GAME PASSING

DATE	OPPONENT	ATT.	CMP.	YDS.	PCT.	TD	INT.	LG	TKLD.	W/L	SCORE
9/3	N.Y. JETS	26	16	250	61.5	3	2	50t	1/7	W	52-14
9/10	at New England	20	14	193	70.0	1	1	67t	0/0	W	20-3
9/18	PITTSBURGH	27	16	183	59.3	1	0	35	2/14	W	23-10
10/1	at Cincinnati	48	33	450	68.8	2	1	58	1/8	W	26-23
10/8	INDIANAPOLIS	30	19	194	63.3	1	0	35	0/0	L	24-27(OT)
10/29	BUFFALO	35	20	232	57.1	0	0	31	2/18	W	23-6
11/5	at San Diego	39	25	291	64.1	2	1	50	0/0	W	24-14
11/12	NEW ENGLAND	37	27	333	73.0	2	2	31t	2/16	L	17-34
11/20	SAN FRANCISCO	38	23	255	60.5	2	1	42t	4/20	L	20-44
11/26	at Indianapolis	36	23	254	63.9	4	1	28	4/23	L	28-36
12/3	ATLANTA	50	35	343	70.0	2	2	32	0/0	W	21-20
12/11	KANSAS CITY	34	18	156	52.9	1	1	24	1/8	W	13-6
12/17	at Buffalo	27	17	244	63.0	1	1	32	3/27	L	20-23
12/24	at St. Louis	35	23	290	65.7	2	2	48	2/10	W	41-22
*12/31	at Buffalo	64	33	422	51.6	2	3	45t	0/0	L	22-37

1996 GAME-BY-GAME PASSING

DATE	OPPONENT	ATT.	CMP.	YDS.	PCT.	TD	INT.	LG	TKLD.	W/L	SCORE
9/1	NEW ENGLAND	22	16	176	72.7	0	1	52	0/0	W	24-10
9/8	at Arizona	23	14	178	60.9	2	0	43	2/12	W	38-10
9/15	N.Y. JETS	23	13	257	56.5	3	1	74t	1/6	W	36-27
9/23	at Indianapolis	8	5	67	62.5	0	0	34	0/0	L	6-10
10/27	DALLAS	27	12	173	44.4	1	1	46	0/0	L	10-29
11/3	at New England	34	17	225	50.0	0	1	34	2/16	L	23-42
11/10	INDIANAPOLIS	23	17	204	73.9	3	0	36	1/8	W	37-13
11/17	at Houston	28	21	237	75.0	1	0	51	3/28	W	23-20
11/25	PITTSBURGH	37	22	254	59.5	1	0	45	2/17	L	17-24
12/1	at Oakland	39	22	290	56.4	1	3	33	1/9	L	7-17
12/8	N.Y. GIANTS	30	16	209	53.3	1	2	66	3/18	L	7-17
12/16	BUFFALO	37	26	263	70.3	1	0	27	2/14	W	16-14
12/22	at N.Y. Jets	42	20	262	47.6	3	0	50t	1/3	W	31-28

1997 GAME-BY-GAME PASSING

DATE	OPPONENT	ATT.	CMP.	YDS.	PCT.	TD	INT.	LG	TKLD.	W/L	SCORE
8/31	INDIANAPOLIS	26	10	105	38.5	0	1	29	0/0	W	16-10
9/7	TENNESSEE	43	24	324	55.8	0	0	50	3/24	W	16-13(OT)
9/14	at Green Bay	47	21	240	44.7	1	1	44	0/0	L	18-23
9/21	at Tampa Bay	37	24	235	64.9	2	0	24	0/0	L	21-31
10/5	KANSAS CITY	31	19	259	61.3	1	0	28	1/5	W	17-14
10/12	at N. Y. Jets	38	27	372	71.1	2	0	36	0/0	W	31-20
10/19	at Baltimore	27	19	189	70.4	0	0	23	0/0	W	24-13
10/27	CHICAGO	39	18	274	46.2	2	1	55	4/28	L	33-36(OT)
11/2	at Buffalo	15	5	76	33.3	0	1	23	0/0	L	6-9
11/9	N.Y. JETS	29	18	186	62.1	1	0	23t	1/10	W	24-17
11/17	BUFFALO	24	18	234	75.0	2	1	30t	2/16	W	30-13
11/23	at New England	60	38	389	63.3	0	3	27	3/19	L	24-27
11/30	at Oakland	34	19	241	55.9	2	1	44t	0/0	W	34-16
12/7	DETROIT	39	24	310	61.5	2	1	27t	0/0	W	33-30
12/14	at Indianapolis	15	7	71	46.7	0	0	16	3/8	L	0-41
12/22	NEW ENGLAND	44	28	275	63.6	1	1	27	3/22	L	12-14
*12/30	at New England	43	17	141	39.5	0	2	42	4/21	L	3-17

1998 GAME-BY-GAME PASSING

DATE	OPPONENT	ATT.	CMP.	YDS.	PCT.	TD	INT.	LG	TKLD.	W/L	SCORE
9/6	at Indianapolis	24	13	135	54.2	1	0	44t	0/0	W	24-15
9/13	BUFFALO	26	14	159	53.8	1	0	22	2/16	W	13-7
9/20	PITTSBURGH	22	14	113	63.6	1	0	14	1/4	W	21-0
10/4	at N.Y. Jets	31	13	121	41.9	1	2	25	3/23	L	9-20
10/12	at Jacksonville	49	30	323	61.2	2	1	28	2/16	L	21-28
10/18	ST. LOUIS	26	14	114	53.8	2	1	19t	1/10	W	14-0
10/25	NEW ENGLAND	42	23	279	54.8	0	3	28	3/16	W	12-9(OT)
11/1	at Buffalo	27	15	196	55.6	1	0	41	3/28	L	24-30
11/8	INDIANAPOLIS	27	18	207	66.7	2	1	61t	0/0	W	27-14
11/15	at Carolina	21	14	140	66.7	0	1	25	1/9	W	13-9
11/23	at New England	38	24	289	63.2	2	1	46	0/0	L	23-26
11/29	NEW ORLEANS	40	22	255	55.0	3	1	27	0/0	W	30-10
12/6	at Oakland	33	22	170	66.7	1	0	21	0/0	W	27-17
12/13	N.Y. JETS	57	30	321	52.6	1	1	31	5/43	L	16-21
12/21	DENVER	38	23	355	60.5	4	1	56t	0/0	W	31-21
12/27	at Atlanta	36	21	320	58.3	1	2	50	2/13	L	16-38
*1/2	BUFFALO	34	23	235	67.6	1	1	56	1/7	W	24-17
*1/9	at Denver	37	26	243	70.3	0	2	23	1/5	L	3-38

* Playoff Game

SINGLE-GAME HIGHS 'N' LOWS

Most Pass Attempts:	*64 at Buffalo, 12/30/95 60 vs. N.Y. Jets, 10/23/88 60 at New England, 11/23/97 57 vs. L.A. Raiders, 12/2/84 57 vs. N.Y. Jets, 12/13/98
Most Pass Completions:	39 at Buffalo, 11/16/86 38 at New England, 11/23/97 35 vs. L.A. Raiders, 12/2/84 35 vs. N.Y. Jets, 10/23/88 35 vs. Atlanta, 12/3/95
Most Yards Passing:	521 vs. N.Y. Jets, 10/23/88 473 vs. New England, 9/4/94 470 vs. L.A. Raiders, 12/2/84 450 at Cincinnati, 10/1/95 448 at N.Y. Jets, 9/21/86
Most TD Passes:	6 at N.Y. Jets, 9/21/86 5 at Washington, 9/2/84 5 at Green Bay, 12/8/85 5 at L.A. Rams, 12/14/86 5 at N.Y. Jets, 11/27/88 5 vs. New England, 9/4/94 4, 16 times (last time: vs. Denver, 12/21/98)
Highest Completion Pct.:	81.3 vs. Indianapolis, 12/4/88 80.6 vs. N.Y. Jets, 11/24/86 80.6 vs. Pittsburgh, 11/1/87 78.6 at Indianapolis, 11/8/92 78.1 vs. Houston, 10/14/84 *75.9 vs. Kansas City, 12/31/94
Most Interceptions:	5 vs. N.Y. Jets, 10/23/88 4 vs. San Francisco, 9/28/86 4 vs. Atlanta, 11/30/86 3, 19 times (last time: vs. New England, 10/25/98)
Fewest Pass Attempts:	8 at Indianapolis, 9/23/96 15 at Buffalo, 11/2/97 15 at Indianapolis, 12/14/97 16 vs. Pittsburgh, 11/26/89 17 at L.A. Raiders, 9/19/83
Fewest Pass Completions:	5 at Indianapolis, 9/23/96 5 at Buffalo, 11/2/97 7 at Indianapolis, 12/14/97 8 vs. Pittsburgh, 11/26/89 9 at Chicago, 9/4/88
Fewest Yards Passing:	67 at Indianapolis, 9/23/96 71 at Indianapolis, 12/14/97 76 at Buffalo, 11/2/97 90 at L.A. Raiders, 9/19/83 103 at Houston, 10/1/89
Fewest TD Passes:	0, 34 times (last time: at Carolina, 11/15/98) 1, 77 times (last time: at Atlanta, 12/27/98)
Lowest Completion Pct.:	33.3 at Buffalo, 11/2/97 37.8 at New England, 11/13/83 37.9 at Houston, 10/1/89 38.5 vs. Indianapolis, 8/31/97 38.9 at L.A. Raiders, 10/9/88

Fewest Interceptions: 0, 86 times (last time: at Oakland, 12/6/98)
 1, 91 times (last time: vs. Denver, 12/21/98)

Longest Completions: 85 yards (TD) to Duper vs. Baltimore, 11/20/83
 85 yards (TD) to Duper vs. Houston, 11/2/86
 80 yards (TD) to Duper vs. Indianapolis, 9/23/84
 80 yards (TD) to Edmunds at N.Y. Jets, 11/27/88
 80 yards (TD) to Martin vs. Washington, 10/4/93

Most Times Sacked: 5 at New Orleans, 11/29/92
 5 vs. N.Y. Jets, 12/13/98
 *4 vs. San Francisco, 1/20/85
 4 at San Diego, 9/7/86
 4 at Indianapolis, 9/25/88
 4 at N.Y. Jets, 9/29/91
 4 vs. Buffalo, 11/16/92
 4 vs. Houston, 11/22/92
 *4 vs. Buffalo, 1/17/93
 4 vs. N.Y. Jets, 9/12/93
 4 at Pittsburgh, 11/20/94
 4 vs. San Francisco, 11/20/95
 4 at Indianapolis, 11/26/95
 4 vs. Chicago, 10/27/97
 *4 at New England, 12/28/97
 3, 21 times (last time: at Buffalo, 11/1/98)

Most Rushing Yards: 18 at New England, 11/13/83

Longest Run: 15 at New England, 11/13/83
 15 at Indianapolis, 10/28/90

*Playoff Game

PASSING BREAKDOWN

	1998								CAREER							
	W-L	ATT	CMP	YDS	PCT	TD	INT	LG	W-L	ATT	CMP	YDS	PCT	TD	INT	LG
Buffalo	1-1	53	29	355	54.7	2	0	41	13-16	957	592	7302	61.9	49	33	65
Indianapolis	2-0	51	31	342	60.8	3	1	61	21-10	954	575	6831	60.3	49	16	85
Miami	-	-	-	-	-	-	-	-	-	-	-	-	-	-	-	-
New England	1-1	80	47	568	58.8	2	4	46	16-13	1024	607	7374	59.3	42	45	67
N.Y. Jets	0-2	88	43	442	48.9	2	3	31	17-11	1033	608	8141	58.9	69	31	80
AFC East	4-4	272	150	1707	55.1	9	8	61	67-50	3968	2382	29648	60.0	209	125	85
Baltimore	-	-	-	-	-	-	-	-	1-0	27	19	189	70.4	0	0	23
Cincinnati	-	-	-	-	-	-	-	-	6-0	219	143	1680	65.3	11	2	58
Cleveland	-	-	-	-	-	-	-	-	5-1	205	126	1661	61.5	11	5	47
Jacksonville	0-1	49	30	323	61.2	2	1	28	0-1	49	30	323	61.2	2	1	28
Pittsburgh	1-0	22	14	113	63.6	1	0	14	6-4	306	193	2195	63.1	13	10	66
Tennessee	-	-	-	-	-	-	-	-	6-3	291	161	2025	55.3	11	11	85
AFC Central	1-1	71	44	436	61.9	3	1	28	24-9	1097	672	8073	61.3	48	29	85
Denver	1-0	38	23	355	60.5	4	1	56	2-0	81	48	745	59.3	7	1	73
Kansas City	-	-	-	-	-	-	-	-	4-3	243	142	1687	58.4	12	4	54
Oakland	1-0	33	22	170	66.7	1	0	21	5-4	347	196	2356	56.5	18	11	68
San Diego	-	-	-	-	-	-	-	-	2-3	202	128	1534	63.4	11	3	51
Seattle	-	-	-	-	-	-	-	-	2-0	68	40	504	58.8	3	4	45
AFC West	2-0	71	45	525	63.4	5	1	56	15-10	941	554	6826	58.9	51	23	73
AFC Total	7-5	414	239	2668	57.7	17	10	61	106-69	6006	3608	44547	60.1	308	177	85
Arizona	-	-	-	-	-	-	-	-	3-0	84	56	812	66.7	7	0	51
Dallas	-	-	-	-	-	-	-	-	3-1	142	78	1033	54.9	7	4	63
N.Y. Giants	-	-	-	-	-	-	-	-	0-2	60	30	324	50.0	1	4	66
Philadelphia	-	-	-	-	-	-	-	-	3-0	127	72	987	56.7	6	2	54
Washington	-	-	-	-	-	-	-	-	3-1	141	76	1180	53.9	10	3	80
NFC East	-	-	-	-	-	-	-	-	12-4	554	312	4336	56.3	31	13	80

PASSING BREAKDOWN

	1998								CAREER							
	W-L	ATT	CMP	YDS	PCT	TD	INT	LG	W-L	ATT	CMP	YDS	PCT	TD	INT	LG
Chicago	-	-	-	-	-	-	-	-	2-3	156	81	1129	51.9	8	5	55
Detroit	-	-	-	-	-	-	-	-	2-2	152	89	1016	58.5	4	3	38
Green Bay	-	-	-	-	-	-	-	-	5-1	218	133	1568	61.0	12	7	61
Minnesota	-	-	-	-	-	-	-	-	1-1	91	49	695	53.8	5	6	43
Tampa Bay	-	-	-	-	-	-	-	-	3-1	154	98	1110	63.6	9	1	51
NFC Central	-	-	-	-	-	-	-	-	13-8	771	450	5518	58.4	38	22	61
Atlanta	0-1	36	21	320	58.3	1	2	50	2-2	166	96	1216	57.8	5	8	54
Carolina	1-0	21	14	140	66.7	0	1	25	1-0	21	14	140	66.7	0	1	25
New Orleans	1-0	40	22	255	55.0	3	1	27	2-1	145	87	905	60.0	8	3	29
St. Louis	1-0	26	14	114	53.8	2	1	19	5-0	182	112	1309	61.5	13	6	69
San Francisco	-	-	-	-	-	-	-	-	1-3	144	84	942	58.3	5	5	42
NFC West	3-1	123	71	829	57.7	6	5	50	11-6	658	393	4512	59.7	31	23	69
NFC Total	3-1	123	71	829	57.7	6	5	50	36-18	1983	1155	14366	58.2	100	58	80
Aug./Sept.	3-0	72	41	407	56.9	3	0	44	36-19	1807	1081	13609	59.8	100	52	80
October	2-2	148	80	837	54.1	5	7	28	37-18	1956	1142	14121	58.4	89	63	80
November	3-2	153	93	1087	60.8	8	4	61	37-28	2218	1337	16443	60.3	115	64	85
December	2-2	164	96	1166	58.5	7	4	56	32-22	2008	1203	14740	59.9	104	56	69
Games 1-8	5-3	247	136	1440	55.1	9	7	44	70-39	3712	2196	27479	59.2	186	113	80
Games 9-16	5-3	290	174	2057	60.0	14	8	61	72-48	4277	2567	31434	60.0	222	122	85
Home	7-1	278	158	1803	56.8	14	8	61	80-35	4015	2411	30382	60.0	215	129	85
Road	3-5	259	152	1694	58.7	9	7	50	62-52	3974	2352	28531	59.2	193	106	80
Wins	10	299	177	1927	59.2	15	8	61	142	4788	2958	36743	61.8	272	120	85
Losses	6	238	133	1570	55.9	8	7	50	87	3201	1805	22170	56.4	136	115	55
Ties	-	-	-	-	-	-	-	-	-	-	-	-	-	-	-	-
Grass	9-3	419	248	2725	59.2	19	11	61	-	-	-	-	-	-	-	-
Turf	1-3	118	62	772	52.5	4	4	50	-	-	-	-	-	-	-	-
1st Down	16	170	96	1044	56.5	3	3	44	-	-	-	-	-	-	-	-
2nd Down	16	196	120	1367	61.2	8	4	61	-	-	-	-	-	-	-	-
3rd Down	16	163	88	992	54.0	11	8	50	-	-	-	-	-	-	-	-
4th Down	16	8	6	94	75.0	1	0	35	-	-	-	-	-	-	-	-
1st Half	16	293	172	1932	58.7	14	10	61	-	-	-	-	-	-	-	-
2nd Half	16	239	136	1530	56.9	9	5	56	-	-	-	-	-	-	-	-
Overtime	1	5	2	35	40.0	0	0	23	-	-	-	-	-	-	-	-

MARINO VS. HALL OF FAME QUARTERBACKS

(Comparing Dan Marino's career with those of the 18 quarterbacks in the Pro Football Hall of Fame)

PLAYER	ATT.	COMP.	YDS.	PCT.	TD	INT.	RATE
MARINO, DAN (MIAMI, 1983-98)	7989	4763	58913	59.6	408	235	87.3
Baugh, Sammy (Washington, 1937-52)	2995	1693	21886	56.5	186	203	72.0
Blanda, George (Chicago, Balt., Hou., Oak., 1949-75)	4007	1911	26920	47.7	236	277	60.7
Bradshaw, Terry (Pittsburgh, 1970-83)	3901	2025	27989	51.9	212	210	71.1
Dawson, Len (Pitt., Clev., Dal., K.C., 1957-75)	3741	2136	28711	57.6	239	183	82.6
Fouts, Dan (San Diego, 1973-87)	5604	3297	43040	59.0	254	242	80.2
Graham, Otto (Cleveland, 1950-55)	1565	872	13499	55.7	88	94	78.2
Griese, Bob (Miami, 1967-80)	3429	1926	25092	56.2	192	172	77.1
Jurgensen, Sonny (Phil., Wash., 1957-74)	4262	2433	32224	57.1	255	189	82.0
Layne, Bobby (Chi., N.Y., Det., Pitt, 1948-62)	3700	1814	26768	49.0	196	243	63.4
Luckman, Sid (Chicago, 1939-50)	1744	904	14683	51.8	139	131	75.7

Namath, Joe	3762	1886	27663	50.1	173	220	65.6
(N.Y. Jets, L.A., 1965-77)							
Starr, Bart	3149	1803	24718	57.4	152	138	80.3
(Green Bay, 1956-71)							
Staubach, Roger	2958	1685	22700	57.0	153	109	83.4
(Dallas, 1969-79)							
Tarkenton, Fran	6467	3686	47003	57.0	342	266	80.4
(Minn., N.Y. Giants, 1961-78)							
Tittle, Y.A.	4395	2427	33070	55.2	242	248	74.4
(Balt., S.F., N.Y. Giants, 1948-64)							
Unitas, Johnny	5186	2830	40239	54.6	290	253	78.2
(Baltimore, San Diego, 1956-73)							
Van Brocklin, Norm	2895	1553	23611	53.6	173	178	75.1
(Los Angeles, Phil., 1949-60)							
Waterfield, Bob	1617	814	11849	50.3	98	127	61.6
(Clev., Los Angeles, 1945-52)							

MARINO'S NFL RECORDS

Most Attempts, Career.....	7,989
Most Completions, Career.....	4,763
Most Yards Passing, Career.....	58,913
Most Touchdown Passes, Career.....	408
Highest Pass Rating, Rookie Season:.....	96.0 in 1983
Highest Completion Percentage, Rookie Season:.....	58.45 in 1983 (296-173)
Most Yards Gained, Season:.....	5,084 in 1984
Most Games, 400 or more Yards Passing, Career:.....	13
Most Games, 400 or more Yards Passing, Season:.....	4 in 1984
Most Games, 300 or more Yards Passing, Career:.....	60
Most Seasons, 3,000 or more Yards Passing:.....	13 (1984-92, 1994-95, 1997-98)
Most Consecutive Seasons, 3,000 or more Yards Passing:.....	9 (1984-92)
Most Touchdown Passes, Season:.....	48 in 1984
Most Games, Four or more Touchdown Passes, Career:.....	21
Most Games, Four or more Touchdown Passes, Season:.....	6 in 1984
Most Consecutive Games, Four or more Touchdown Passes:.....	4 in 1984
Lowest Percentage, Passes Had Intercepted, Rookie Season:.....	2.03 in 1983 (296-6)
Most Seasons Leading League, Attempts.....	5 (1984, 1986, 1988, 1992, 1997)
Most Seasons Leading League, Completions.....	6 (1984-86, 1988, 1992, 1997)
Most Seasons, 40 or more Touchdown Passes:.....	2 (1984, 1986)
Most Seasons, 20 or more Touchdown Passes:.....	13 (1983-92, 1994-95, 1998)
Most Consecutive Seasons, 20 or more Touchdown Passes:.....	10 (1983-92)
100 TD Passes in Fewest Amount of Games to Start Career:.....	44 (9/7/86 at S.D.)
200 TD passes in Fewest Amount of Games to Start Career:.....	89 (9/17/89 at N.E.)
300 TD passes in Fewest Amount of Games to Start Career:.....	157 (9/4/94 vs. N.E.)

(Records Tied For)

Most Seasons Leading League, Yards Gained:.....	5 (1984-86, 1988, 1992)
	with Sonny Jurgensen (Philadelphia, 1961-62; Washington, 1966-67, 1969)
Most Consecutive Seasons Leading League, Completions:.....	3 (1984-86)
	with George Blanda (Houston, 1963-65)
Most Consecutive Games, 400 or more Yards Passing:.....	2 (1984)
	with Dan Fouts (San Diego, 1982) and Phil Simms (N.Y. Giants, 1985)
Most Consecutive Seasons, 4,000 or more Yards Passing:.....	3 (1984-86)
	with Dan Fouts (San Diego, 1979-81)
Most Games, 300 or more Yards Passing, Season:.....	9 (1984)
	with Warren Moon (Houston, 1990)

AWARDS

ASSOCIATED PRESS – 1983 second-team All-NFL; 1984 All-NFL, MVP and offensive player of the year; 1985 All-NFL; 1986 All-NFL; 1994 second-team All-NFL

COLLEGE & PRO FOOTBALL NEWSWEEKLY – 1984 All-NFL and MVP; 1985 All-NFL; 1992 second-team All-NFL

FOOTBALL DIGEST – 1984 All-NFL and MVP; 1985 All-NFL; 1986 All-NFL

FOOTBALL NEWS – 1983 offensive player of the year; 1984 player of the year; 1985 All-AFC; 1986 All-AFC; 1992 All-AFC; 1994 All-AFC

MAXWELL CLUB BERT BELL AWARD – 1984

NEA – 1984 MVP and All-NFL; 1985 second-team All-NFL; 1986 second-team All-NFL; 1992 second-team All-NFL

NFL – 1998 Man of the Year

NFL ALUMNI – 1984 quarterback of the year; 1985 quarterback of the year; 1986 quarterback of the year

NFLPA – 1984 MVP; 1986 AFC MVP; 1994 AFC MVP

PRO BOWL – 1983; 1984; 1985; 1986; 1987; 1991; 1992; 1994

PRO FOOTBALL WEEKLY – 1983 All-AFC; 1984 All-NFL, MVP and All-AFC; 1986 All-NFL and All-AFC

PFWA – 1984 All-NFL and MVP; 1985 All-NFL; 1986 All-NFL

SEAGRAM'S – 1984 All-NFL; 1986 player of the year

SPORTS ILLUSTRATED – 1985 All-NFL; 1986 All-NFL

THE SPORTING NEWS – 1983 rookie of the year; 1984 All-NFL and MVP; 1985 All-NFL; 1986 All-NFL

UNITED PRESS – 1983 All-AFC; 1984 All-AFC; 1985 All-AFC; 1986 All-AFC; 1992 All-AFC; 1994 All-AFC

WASHINGTON TOUCHDOWN CLUB – 1984 MVP

ALL-ROOKIE TEAMS (1983) – The Sporting News, PFWA, Pro Football Weekly and Football Digest



DOLPHIN FACT


Heading into 1999, Miami has not been shut out at home in regular season or playoff action since October 25, 1970, against the Cleveland Browns (28-0), the second-longest such streak in the AFC. The Denver Broncos have never been whitewashed in Mile High Stadium since the team began play in the AFL in 1960.



DOLPHIN FACT

Miami owns an 8-2 record in games following a bye week. In 1990, Miami followed a bye with a 17-10 win over New England. In 1991, the Dolphins returned to action with a 10-6 win at Indianapolis. In 1992, Miami opened the season with a bye (due to Hurricane Andrew) and came back with a 27-23 win at Cleveland. In 1993, the Dolphins had two bye weekends and rebounded with a 22-13 win over Buffalo and a 41-27 win over Indianapolis. In 1994, the Dolphins came back from a bye weekend and won by a 23-3 score at New England. In 1995, the Dolphins returned to action with a 26-23 win at Cincinnati. Miami lost for the first time after a bye when they dropped a 22-15 decision to Seattle in 1996. In 1997, Miami followed a bye with a 17-14 win over Kansas City. In 1998, the Dolphins dropped a 20-9 decision at the New York Jets following the open weekend. Miami is 4-4 in games preceding the bye week.

In 1999, the Dolphins will take on the Arizona Cardinals at home on September 19 before the bye and return from the off-week on October 4 at home against the Buffalo Bills on a Monday night.



BROCK MARION

5-11 • 205

Safety

Born: 6/11/70

College: Nevada '93

Acquired: UFA (Dall.), 1998 • Signed Through: 2000

NFL: Seventh Season • Dolphins: Second Season

#31

PRO CAREER

1998 – Signed a three-year contract with Miami as an unrestricted free agent from Dallas on March 3, 1998 . . . Started all 16 regular season games and both playoff contests at free safety in his first season with the Dolphins . . . Finished the regular season with 112 total tackles (89 solo), two passes defended, a fumble recovery and two forced fumbles . . . Tackle total ranked second on the team and was first among defensive backs . . . It also marked the second straight year and third time in the last four seasons that he reached the 100-tackle plateau . . . Also returned six kickoffs for an 18.2-yard average with a long of 28 . . . Made his Dolphins debut at Indianapolis (9/6) and registered 11 tackles, a pass defended and a fumble recovery . . . Led Miami with 11 tackles at N.Y. Jets (10/4) . . . Tied for team-lead with nine tackles and also forced a fumble vs. Indianapolis (11/8) . . . Had five tackles and a pass defended at Carolina (11/15), as the Dolphins held the Panthers to just 148 net passing yards and no touchdowns in a 13-9 victory . . . Was awarded a defensive game ball for his performance in that game . . . Tied for team-lead with ten tackles in Monday night game at New England (11/23) . . . Led team with a season-high 13 stops vs. N.Y. Jets (12/13) . . .

PLAYOFFS: Started both playoff games following the 1998 season at free safety . . . Finished second on the team with 17 total tackles (14 solo) . . . Also had an interception and a fumble recovery . . . Posted five tackles, an interception and a fumble recovery in First-Round Playoff win vs. Buffalo (1/2/99) . . . Interception occurred when he picked off a Doug Flutie pass and returned it 19 yards . . . It marked the second interception of his career during the playoffs and was the only one by the Dolphins in the 1998 postseason . . . Also recovered a fumble when Terrell Buckley stripped the ball from Eric Moulds following a 65-yard reception to the Dolphins' 18, and Marion returned the loose ball 17 yards to the Dolphins' 29 . . . Totaled a personal playoff best 12 tackles in Divisional contest at Denver (1/9/99) . . . In his career, has played in nine playoff contests, starting five of them . . . Has amassed 42 total tackles (25 solo), two interceptions, four passes defended and a fumble recovery . . . Has also posted ten special teams tackles, and returned four kickoffs for a 13.8-yard average.

1997 – Started all 16 games at free safety for Dallas and led the team with a career-high 158 total tackles (92 solo) . . . Added seven passes defended, a fumble recovery and nine stops on special teams . . . Also returned ten kickoffs for a 31.1-yard average with a long of 49 . . . Led or tied for the team-lead in tackles on six occasions during the course of the season, and tallied double-digit tackle totals eight times . . . Tied for team-lead with six tackles in season opener at Pittsburgh (8/31) . . . Also defended three passes and returned a fumble 13 yards that set up a field goal . . . Tied for team-lead with 11 tackles at Arizona (9/7) . . . Tied for second on squad with nine stops vs. Philadelphia (9/15) . . . Also had a career-long 49-yard kickoff return in the Eagles contest . . . Earned a game ball when he posted a team-best 11 tackles vs. Chicago (9/28) . . . Led club with ten tackles at N.Y. Giants (10/5) . . . Tied for team-lead with eight tackles vs. Jacksonville (10/19), when he also was credited with three tackles on special teams . . . Was second on club with 14 tackles at Philadelphia (10/26), when he also played some at outside linebacker in the Dallas 45 and nickel defenses . . . Also had a 47-yard kickoff return to open the game . . . Led team with 13 tackles at San Francisco (11/2) . . . Added a 46-yard kickoff return vs. Washington (11/16) . . . Topped club with a career-high 19 tackles at Green Bay (11/23) . . . It marked the third-highest single-game total in team history, and with 14 solo stops, was the second-best total in that category . . . Had ten stops on Thanksgiving Day vs. Tennessee (11/27) . . . Notched 12 tackles vs. Carolina (12/8).

1996 – Started all ten games in which he played at free safety . . . Missed each of the final

six regular season games and both playoff contests with a fractured left scapula . . . Finished fifth on the squad with 77 total tackles (44 solo) . . . Also knocked down five passes and recovered a fumble . . . On special teams, registered six tackles and returned three kickoffs for a 22.7-yard average with a long of 37 . . . Opened the season with eight tackles at Chicago (9/2), when he also returned a fumble 45 yards from his own goal line to set up a field goal . . . Recorded 10 stops vs. Indianapolis (9/15) . . . Amassed a season-high 15 tackles at Buffalo (9/22), which marked a career-best to that point . . . Tallied eight tackles at Philadelphia (9/30) . . . Had four tackles and two passes defended at Miami (10/27) . . . Turned in a 12-tackle effort vs. Philadelphia (11/3) . . . Made six tackles in the first half at San Francisco (11/10) before sustaining a fractured left scapula . . . Was placed on Injured Reserve on December 24.

1995 – Started all 16 regular season games and each of Dallas' three playoff contests . . . Finished with 114 total tackles (74 solo), a career-high six interceptions for 40 yards and a touchdown, 13 passes defended and a forced fumble . . . Also recorded 13 tackles on special teams, and returned one kickoff for 16 yards . . . Interception total tied him for the team-lead, along with Larry Brown, and tied for fifth in the NFL . . . Tackle figure was second on the club . . . Had seven tackles and an interception in season-opener at N.Y. Giants (9/4) . . . Recorded 11 tackles the following week vs. Denver (9/10) . . . Came up with his second interception of the year, vs. Arizona (9/24), when he also tallied five tackles and a forced fumble . . . Stopped a potential score with an interception in the end zone at San Diego (10/15) . . . Matched a season-high with 11 tackles vs. San Francisco (11/12) . . . Broke up a career-best four passes the following week at Oakland (11/19), when he also intercepted a pass that led to a field goal . . . Led club with ten tackles vs. Washington (12/4) . . . Turned in ten-tackle performance at Philadelphia (12/10) . . . Interception vs. N.Y. Giants (12/17) helped set up a Dallas field goal . . . Also made ten tackles in that contest . . . Returned an interception 32 yards for his first career touchdown in season finale at Arizona (12/25) . . . In three postseason games, registered 14 tackles, an interception and two passes defended . . . Also came up with four special teams tackles and returned one kickoff for 13 yards . . . Interception occurred on the final play of Super Bowl XXX in Dallas' 27-17 victory over Pittsburgh, when he picked off a Neil O'Donnell pass and recorded seven tackles.

1994 – Played in 14 regular season contests, including one start, and appeared in both playoff games . . . Finished with 29 tackles (21 solo), an interception, three passes defended and a forced fumble . . . Added a career-high 23 special teams tackles, which tied for second on the squad . . . Also brought back two kickoffs for 39 yards with a long of 21 . . . Made first NFL start, vs. Houston (9/11), and recorded five tackles and a pass defended . . . Had first career sack, in addition to four tackles and a forced fumble, vs. N.Y. Giants (11/7), when he earned a game ball . . . Only interception of the season came against Washington (11/20), when he also registered four stops on special teams . . . Was inactive for each of the last two regular season games (at New Orleans 12/19 and at N.Y. Giants 12/24) while recovering from fractured ribs sustained against Cleveland (12/10) . . . Appeared in both playoff games . . . Posted nine tackles, to go along with a pass defended, in Divisional game vs. Green Bay (1/8/95) . . . Also earned NFL Special Teams Player of the Week honors for his performance in the Cowboys' 35-9 win over the Packers with three tackles.

1993 – Played in 15 regular season games and two playoff contests in rookie season, all in a reserve role . . . Posted 16 tackles (11 solo), an interception, three passes defended, two forced fumbles and a fumble recovery on defense, where he played as a linebacker in nickel situations . . . Was third on the team during the regular season with 19 special teams tackles . . . Recorded a season-high five tackles at Atlanta (11/21) . . . First career interception came against Miami on Thanksgiving Day (11/25), picking off a Steve DeBerg pass . . . Finished the game with five tackles, a forced fumble and a pass defended . . . Earned a special teams game ball at N.Y. Jets (12/18) when he led team with four tackles and recovered a fumbled punt . . . Deflected a punt in NFC East clinching victory at N.Y. Giants (1/2/94) . . . Saw action in two of Dallas' three playoff games, and registered one tackle on defense and three on special teams . . . Also returned two kickoffs for 28 yards with a long of 14 . . . Seventh-round draft choice (196th overall) of Dallas in 1993.

COLLEGE

Was a four-year starter at the University of Nevada . . . Played cornerback each of his first three seasons before being moved to strong safety for his senior season . . . Concluded his career with 303 tackles, 13 interceptions and 44 passes defended . . . Was a three-time all-conference selection . . . Earned All-Big Sky accolades twice and All-Big West honors once . . . Led the

Wolf Pack secondary in tackles all four years, during which time team won three straight conference titles, participated in the NCAA I-AA playoffs twice and received a bid to the Las Vegas Bowl . . . Majored in interior design.

PERSONAL

Married to Keri . . . Couple has two daughters, Brianna (8/9/93) and Olivia (1/5/96), and a son, Brock, Jr. (3/14/97) . . . Earned nine varsity letters in football, basketball and track at West High School in Bakersfield, Calif . . . Was an all-state selection following his senior season when he led the state with 13 interceptions . . . Participated in fund-raising events for the Cystic Fibrosis Foundation . . . Father, Jerry, played wide receiver with the Pittsburgh Steelers in 1967 . . . Full name is Brock Elliott Marion, born June 11, 1970, in Bakersfield, Calif.

NFL REGULAR SEASON STATISTICS

YEAR	TEAM	G-S	TACK.	ASST.	TOTAL	FUM. REC.	INT.	YDS.	LG	TD
1993	Dallas	15-0	11	5	16	1	1	2	2	0
1994	Dallas	14-1	21	8	29	0	1	11	11	0
1995	Dallas	16-16	74	40	114	0	6	40	32t	1
1996	Dallas	10-10	44	33	77	1	0	0	0	0
1997	Dallas	16-16	92	66	158	1	0	0	0	0
1998	Miami	16-16	89	23	112	1	0	0	0	0
6-YEAR TOTALS		87-59	331	175	506	4	8	53	32t	1
MIAMI TOTALS		16-16	89	23	112	1	0	0	0	0

NFL PLAYOFF STATISTICS

YEAR	TEAM	G-S	TACK.	ASST.	TOTAL	FUM. REC.	INT.	YDS.	LG	TD
1993	Dallas	2-0	0	1	1	0	0	0	0	0
1994	Dallas	2-0	5	5	10	0	0	0	0	0
1995	Dallas	3-3	6	8	14	0	1	0	0	0
1996	Dallas	INJURED RESERVE (fractured left scapula)								
1998	Miami	2-2	14	3	17	1	1	19	19	0
PLAYOFF TOTALS		9-5	25	17	42	1	2	19	19	0
MIAMI TOTALS		2-2	14	3	17	1	1	19	19	0

ADDITIONAL STATS

Passes Defensed: (Dallas) 3 in 1993, 3 in 1994, 13 in 1995, 5 in 1996, 7 in 1997, (Miami) 2 in 1998 for total of 33 (P-4)

Sacks: 1 in 1994

Forced Fumbles: (Dallas) 2 in 1993, 1 in 1994, 1 in 1995, (Miami) 2 in 1998 for total of 6


Special Teams Tackles: 19 in 1993, 23 in 1994, 13 in 1995, 6 in 1996, 9 in 1997 for total of 70 (P-10)

Kickoff Returns: (Dallas) 2 for 39 yards, 19.5 avg., long 21 in 1994; 1 for 16 yards in 1995; 3 for 68 yards, 22.7 avg., long 37 in 1996; 10 for 311 yards, 31.1 avg., long 49 in 1997; (Miami) 6 for 109 yards, 18.2 avg., long 28 in 1998 for total of 22 for 543 yards, 24.7 avg., long 49 (P-4 for 55 yards, 13.8 avg., long 14)

DOLPHIN FACT



The 1972 Dolphins continue to hold the distinction of being the only unbeaten, untied team through the playoffs. Miami went a perfect 17-0 in winning Super Bowl VII. In that season, the Dolphins became the only team to lead the NFL in scoring offense and defense in the same season since the 1970 merger of the AFL and NFL.



TONY MARTIN

6-1 • 175

Wide Receiver

#80

Born: 9/5/65

College: Mesa '89

Acquired: FA, 1999 • Signed Through: 2002

NFL: Tenth Season • Dolphins: Fifth Season

PRO CAREER

1998 – Signed a four-year contract with the Dolphins as a free agent on April 9, 1999, after being released by Atlanta on February 26 . . . Had been traded by San Diego to the Falcons on June 3, 1998, in exchange for a second-round pick in the 1999 draft . . . Started all 16 regular season games for the Falcons in 1998, the fourth consecutive season in which he has opened all 16 contests . . . Led the team with 66 receptions for 1,181 yards . . . Six receiving scores were second-most on the club . . . Topped team with a 17.9-yard average per reception . . . Also attempted one pass on the year . . . Led the team in receiving ten times over the course of the season . . . Attained the 100-yard receiving mark a total of five times on the year, the most of his career . . . Caught four passes for a team-high 92 yards in season-opener at Carolina (9/6) . . . Accounted for the 400th reception of his NFL regular season career in that game . . . Grabbed four passes for a team-best 88 yards the following week vs. Philadelphia (9/13) . . . Caught four passes for 65 yards, including his first touchdown of the season, vs. Carolina (10/4) . . . The score came on a 30-yard reception . . . That game started a streak in which he caught a touchdown pass in three straight games and four over the next five weeks . . . Had seven receptions for 116 yards, including a 45-yard TD catch, vs. New Orleans (10/18) . . . Caught three passes for 93 yards, including an 18-yard TD catch, vs. St. Louis (11/1) . . . Reached the century mark in receiving yards for the second time on the year vs. Chicago (11/22), when he tallied six receptions for 100 yards . . . That began a string of three 100-yard receiving games over the next four weeks . . . Caught seven passes for 140 yards, including a 40-yard TD reception, vs. Indianapolis (12/6) . . . Totaled eight catches for 109 yards the following week at New Orleans (12/13) . . . Recorded three catches for 105 yards, including a 35-yard scoring reception, in season finale vs. Miami (12/27) . . .

AMONG NFL'S LEADING RECEIVERS: Over the last four seasons, Martin has been one of the most productive receivers in the NFL . . . Over this four-year stretch, he has caught 304 passes for 4,480 yards and 32 touchdowns . . . His reception total is the eighth-most in the NFL over this span:

MOST RECEPTIONS IN THE NFL FROM 1995-98

PLAYER	TEAM	1995	1996	1997	1998	4-YEAR TOTALS
1. Herman Moore	Detroit	123	106	104	82	415
2. Cris Carter	Minnesota	122	96	89	78	385
3. Tim Brown	Oakland	89	90	104	81	364
4. Carl Pickens	Cincinnati	99	100	52	82	333
5. Michael Irvin	Dallas	111	64	75	74	324
6. Larry Centers	Arizona	101	99	54	69	323
7. Jerry Rice	San Francisco	122	108	7	82	319
8. TONY MARTIN	S.D./ATL.	90	85	63	66	304
9. O.J. McDuffie	Miami	62	74	76	90	302
10. Isaac Bruce	St. Louis	119	84	56	32	291

In addition, his yardage total during this same span is sixth-most in the NFL:

MOST RECEIVING YARDS IN THE NFL FROM 1995-98

PLAYER	TEAM	1995	1996	1997	1998	4-YEAR TOTALS
1. Herman Moore	Detroit	1,686	1,296	1,293	983	5,258
2. Tim Brown	Oakland	1,342	1,104	1,408	1,012	4,866
3. Michael Irvin	Dallas	1,603	962	1,180	1,057	4,802
4. Cris Carter	Minnesota	1,371	1,163	1,069	1,011	4,614
5. Rob Moore	Arizona	907	1,016	1,584	982	4,489
6. TONY MARTIN	S.D./ATL.	1,224	1,171	904	1,181	4,480
7. Isaac Bruce	St. Louis	1,781	1,338	815	457	4,391
8. Jerry Rice	San Francisco	1,848	1,254	78	1,157	4,337
9. Carl Pickens	Cincinnati	1,234	1,180	695	1,023	4,132
10. Joey Galloway	Seattle	1,039	987	1,049	1,047	4,122

AVERAGE PER RECEPTION: In his career, Martin has put together an average per reception of 15.3, a mark which is tied for fifth-best among players who were active during the 1998 season and have at least 400 catches:

NFL ACTIVE CAREER YARDS PER RECEPTION LEADERS

(minimum 400 catches)

PLAYER	TEAMS	YRS.	CATCHES	YARDS	AVERAGE PER CATCH
1. Henry Ellard	LA Rams, Wash., NE	16	814	13,777	16.9
2. Michael Irvin	Dallas	11	740	11,737	15.9
3. Jerry Rice	San Francisco	14	1139	17,612	15.5
4. Mark Carrier	T.B., Clev., Car.	12	569	8,763	15.4
5. TONY MARTIN	MIA., S.D., ATL.	9	463	7,087	15.31
Irving Fryar	N.E., Mia., Phil.	15	784	11,983	15.28

In addition, Martin's average per reception of 17.9 in 1998 was fourth-best in the NFL among players with at least 50 catches:

NFL YARDS PER RECEPTION LEADERS IN 1998

(minimum 50 catches)

PLAYER	TEAM	CATCHES	YARDS	AVERAGE PER CATCH
1. Eric Moulds	Buffalo	67	1,368	20.4
2. Randy Moss	Minnesota	69	1,313	19.0
3. Derrick Alexander	Kansas City	54	992	18.4
4. TONY MARTIN	ATLANTA	66	1,181	17.9
6. Terance Mathis	Atlanta	64	1,136	17.8

PLAYOFFS: Started all three playoff games for Atlanta following the 1998 season . . . Totaled 14 receptions for 271 yards . . . Caught five passes for 129 yards with a long of 70 in NFC Championship game at Minnesota (1/17/99) . . . Hauled in five passes for 79 yards in Super Bowl XXXIII against Denver (1/31/99) . . . The five catches equaled a playoff career-high that he first set as a member of the Chargers, on January 8, 1995, in a Divisional game against Miami . . . Yardage total in the Vikings game represents a personal postseason best, surpassing his previous high of 63 yards, for which he accounted the week before in a Divisional contest vs. San Francisco (1/9/99) . . . 70-yard reception in the Minnesota game stands as a playoff career-best . . . In his career, has appeared in 11 playoff games, including four starts . . . Has caught 34 passes for 580 yards and three touchdowns.

1997 – Started all 16 games for the third consecutive season with San Diego . . . Caught 63 passes for 904 yards and six touchdowns . . . All three figures led the Chargers in 1997 . . . Led or tied for team-lead in receiving nine times over the course of the season . . . Caught

three passes for 75 yards, including a long of 59, vs. Carolina (9/14) . . . Turned in one of the best efforts of his NFL career two weeks later vs. Baltimore (9/28) . . . Hauled in four passes for 155 yards and three touchdowns, including a season-long 72-yard TD grab from Stan Humphries . . . Other scores came on receptions of 36 and 38 yards, also from Humphries . . . They marked all three of San Diego's scores in a 21-17 victory . . . Yardage total in that game is the fourth-highest of his career, while his three TD catches equaled a career-best that he first set in a game at Oakland on September 22, 1996 . . . Had five receptions for 75 yards the week afterwards at Oakland (10/5) . . . Caught six passes for 61 yards vs. Indianapolis (10/26), starting a string in which he caught 18 passes over a three-week span . . . Had seven catches for 69 yards at Cincinnati (11/2) . . . Totaled five catches for 100 yards and a pair of scores vs. Seattle (11/9) . . . TD catches went for 10 and 61 yards . . . Caught a season-high eight passes for 78 yards and a touchdown vs. Denver (11/30).

1996 – Started all 16 regular season games for the second straight season . . . Named to Pro Bowl for first time in career following 1996 season after catching 85 passes for 1,171 yards (13.8 avg.), and 14 touchdowns . . . Martin's teammates also voted him Chargers Most Valuable Player and Offensive Player of Year in 1996 as well as one of team's offensive captains . . . Named as the NFL Alumni Association's Wide Receiver of Year . . . Was the only offensive player to start all 16 games for Chargers . . . Tied Chargers' single-season record with 14 touchdown catches (Lance Alworth, 1965), which also was tied for NFL lead in 1996 . . . Was fourth in AFC in receiving yards (1,171) and tied for fourth in receptions (85) . . . 1996 marked his second-consecutive 1,000-yard season . . . Led team in catches in seven of 16 games . . . Also led team in receiving yards in 11 games and had four 100-yard games, including: Game 4 at Oakland (9/22) when he had 10 catches for 138 yards and career-high three touchdowns; Game 9 at Indianapolis (11/3) when he hauled in six passes for 128 yards and one touchdown; Game 10 vs. Detroit (11/11) when he totaled eight receptions for 113 yards and one touchdown; and Game 12 at Kansas City (11/24) with five catches for 148 yards and two touchdowns. . . Caught at least one touchdown pass in 10 games . . . Had caught a touchdown pass in four-straight games before Game 5 . . . Last Charger to accomplish that feat was Charlie Joiner, who did it in games 10-13 of 1984 . . . Totaled six TD receptions over the first four weeks of the season . . . Had nine receptions for 96 yards vs. Cincinnati (9/8) . . . Established a career-best with three touchdown catches at Oakland (9/22) . . . Scoring grabs went for 7, 41, and 19 yards. . . Three weeks later vs. Oakland (10/21), caught five passes for 81 yards and two more touchdowns, on receptions of 11 and 12 yards . . . Posted five catches for 148 yards and a pair of scores at Kansas City (11/24) . . . Had TD catches in that game of 20 and 10 yards in San Diego's 28-14 victory.

1995 – Started every game of 1995 season, including 16 in the regular-season and one postseason contest . . . Set team record with career-high 90 receptions, surpassing Kellen Winslow's 89 receptions in 1980 . . . Had first 1,000-yard receiving season with 1,224 yards . . . 90 receptions ranked second in the AFC and his 1,224 yards was fourth in the conference . . . Six touchdown receptions and 13.6-yard per catch average both led San Diego in 1995. . . . Had touchdown catches of 51 yards (at Indianapolis, 12/17) and 50 yards (vs. Miami, 11/5), marking San Diego's two longest scoring plays from scrimmage in 1995 . . . Notched four 100-yard receiving games in 1995, including 163 yards on 13 receptions vs. Seattle (9/10), 121 yards on seven catches vs. Miami (11/5), 132 yards on nine receptions vs. Cleveland (12/3) and 168 yards on ten receptions at Indianapolis (12/17) . . . Earned United Press International All-AFC second-team honors . . . Set career-high with 13 receptions for 163 yards and one touchdown in 14-10 win over Seattle (9/10) . . . 13 receptions in the Seahawks game were most by anyone in AFC in 1995 and represent the third-most catches in a single-game in team history . . . It tied Lance Alworth for the most catches by wide receiver in a game . . . Caught a team-high six passes for 72 yards and one touchdown at Pittsburgh (10/1) . . . Led Chargers with seven catches for 121 yards, including a 50-yard touchdown, vs. Miami (11/5) . . . Caught one pass for 14 yards vs. Oakland (11/27) before leaving game after getting poked in eye . . . Named AFC Offensive Player of the Month for December after catching 39 passes for 394 yards and three touchdowns . . . Opened the month with nine catches for 132 yards and one touchdown in 31-13 win over Cleveland (12/3) . . . Grabbed seven passes for 57 yards in 28-25 win over Arizona (12/9) . . . Earned AFC Offensive Player of Week honors by catching 10 passes for 168 yards and two touchdowns at Indianapolis (12/17) . . . Scoring receptions came on catches of 51 and 38 yards . . . Marked the second multiple-TD game of his career . . . Grabbed four passes, including a single-season club-record 90th of the season, in 27-17 win at New York Giants (12/23), which clinched playoff berth for Chargers . . . Caught three passes for 39 yards in Wild Card playoff game vs. Indianapolis (12/31).

1994 – Was traded by Miami to San Diego on March 24, 1994, in exchange for a fourth-round draft pick in 1994 . . . Started one of 16 regular-season games played and saw action in all three postseason contests for Chargers in 1994 . . . Finished season with 50 receptions for 885 yards receiving, 17.7-yards per catch and what was then a career-high seven touchdowns . . . His 885 yards receiving and seven touchdown catches were both team highs . . . His 50 receptions ranked third on team . . . Martin added eight kickoff returns for 167 yards and an average of 20.9-yards per return during regular season . . . Also led Chargers in postseason action with 164 yards receiving and two touchdowns on nine catches . . . First catch with Chargers was 61-yard reception vs. Cincinnati (9/11) . . . Tied NFL record with 99-yard touchdown reception and notched fourth career 100-yard receiving game at Seattle (9/18) . . . Pulled in 48-yard bomb vs. Kansas City (10/9) . . . Made five catches for 59 yards and one touchdown vs. Seattle (10/30) . . . Hauled in three passes for 43 yards and 16-yard touchdown vs. Raiders (12/5) . . . Exploded with career-high nine catches for career-high 172 yards and one touchdown vs. San Francisco (12/11) . . . Notched second consecutive 100-yard receiving day with three catches for 116 yards, including touchdown receptions of 60 and 44 yards, at N.Y. Jets (12/18) when Chargers clinched AFC Western Division title with 21-6 win . . . Caught seven passes for 77 yards vs. Pittsburgh (12/24) in regular-season finale . . . Set personal postseason career-highs with five catches for 62 yards in AFC Divisional Playoff game win over Miami (1/8/95) . . . Only reception in AFC Championship Game at Pittsburgh (1/15/95) was good for a 43-yard touchdown which gave San Diego 17-13 lead and eventual win . . . Caught three passes for 59 yards and one touchdown in Super Bowl XXIX against San Francisco in Miami (1/29/95).

LONGEST RECEPTIONS IN NFL HISTORY

PLAYER	QUARTERBACK	TEAM	OPPONENT	DATE	YARDS
1. Andy Farkes	Frank Filchock	Washington	Pittsburgh	Oct. 15, 1939	99t
Bobby Mitchell	George Izo	Washington	Cleveland	Sept. 15, 1963	99t
Pat Studstill	Karl Sweetan	Detroit	Baltimore	Oct. 16, 1966	99t
Gerry Allen	Sonny Jurgensen	Washington	Chicago	Sept. 15, 1968	99t
Cliff Branch	Jim Plunkett	L.A. Raiders	Washington	Oct. 2, 1983	99t
Mike Quick	Ron Jaworski	Philadelphia	Atlanta	Nov. 10, 1985	99t
TONY MARTIN	STAN HUMPHRIES	SAN DIEGO	SEATTLE	SEPT. 18, 1994	99t
Robert Brooks	Brett Favre	Green Bay	Chicago	Sept. 11, 1995	99t
9. Seven players tied at 98 yards					

1993 – Played in 12 games with Dolphins, all in a reserve role . . . Finished season ranked sixth on Dolphins with 20 catches for 347 yards, 17.4-yard average per catch and three touchdowns . . . Produced Dolphins' longest scoring catch of season with an 80-yard touchdown reception in 17-10 win over Washington (10/4) . . . Also caught four passes for season and personal-high 110 yards vs. Redskins . . . 110-yard effort was Martin's third-career 100-yard game . . . Missed five games during the regular season with a knee injury suffered vs. Kansas City (10/31) . . . Returned to action vs. New York Giants (12/5) and caught two passes for 31 yards and one touchdown.

1992 – Played in all 16 games with three starts in regular season and saw action in both playoff contests for Miami . . . Finished with 33 catches for 553 yards for average of 16.8-yards per catch and two touchdowns . . . Recorded at least one reception in 13 games including nine contests with two or more . . . Had four receptions which gained 40 or more yards . . . Started each of the first three games of the season in place of the injured Mark Clayton . . . Recorded 10 receptions for 157 yards during the three starting assignments . . . Opened season by catching four passes for 74 yards with long of 47 yards at Cleveland (9/14) . . . Caught one pass for 11 yards vs. L.A. Rams (9/20) before leaving the game with a neck injury vs. Los Angeles . . . Returned to action the next week and recorded five catches for a team-high 72 yards at Seattle (9/27) . . . Registered five catches for a team-high 90 yards and one touchdown with long reception of 48 yards vs. Indianapolis (10/25) . . . Caught one pass for a 55-yard touchdown from Dan Marino with 2:30 left in game vs. N.Y. Jets (12/20) to bring Dolphins back from 17-10 deficit to 17-16 in contest Miami would win 19-17 . . . Saw action in both playoff games following the 1992 season . . . Finished the postseason with three catches for 55 yards for an average of 18.3-yards per catch and long of 22 yards . . . Caught three passes for 55 yards in AFC Championship game vs. Buffalo (1/17/93).

1991 – Played in all 16 regular season games . . . Finished the season with 27 catches for

434 yards and two touchdowns . . . His average per catch of 16.1 yards was highest average on the Dolphins in 1991 . . . Also had one punt return for 10 yards . . . Caught at least one pass in 11 of 16 games . . . Recorded five catches for 44 yards at New England (10/6) . . . Registered first career 100-yard receiving game, at Kansas City (10/13), when he caught four passes for 104 yards, including a 54-yard "Hail Mary" pass at the conclusion of the first half . . . Had three catches for 48 yards, including an eight-yard touchdown, vs. Buffalo (11/18) . . . Caught five passes for 106 yards with a diving 26-yard touchdown grab vs. Tampa Bay (12/1).

1990 – Played in all 16 regular-season games with five starts for Dolphins . . . Also saw action in both playoff contests . . . Finished regular season with 29 catches for 388 yards and two touchdowns . . . His 388 yards receiving was fourth best on team . . . Also recorded 26 punt returns for 140 yards for average of 5.4 yards per return . . . Caught at least one pass in 15 of 16 regular season games . . . Made NFL debut at New England (9/9) and responded with three catches for 57 yards and a 35-yard touchdown . . . Had one catch for 11 yards and added one rush for eight yards on a reverse (his first NFL carry) and two punt returns for 40 yards (including 35-yard return, his longest of season) vs. N.Y. Jets (10/7) . . . Made five consecutive starts at wide receiver (Nov. 19 through Dec. 16) during Mark Clayton's time on the Injured Reserve list . . . Recorded 13 catches for 205 yards in those five starts . . . Made first career start vs. L.A. Raiders (11/19) . . . Led team in receiving with season-high four catches for 46 yards at Washington (12/2) . . . Registered one reception for a season-long 45 yards in last start versus Seattle (12/16) . . . Appeared in both playoff games for Dolphins . . . Recorded five catches for 51 yards and one score in postseason action . . . Caught one pass for seven yards in playoff game vs. Kansas City (1/5/91) . . . Tied for team lead with four receptions for 44 yards, including an eight-yard touchdown, in Divisional contest at Buffalo (1/12/91).

1989 – Spent most of his rookie season on Miami's developmental squad . . . Originally a fifth-round draft choice (126th overall) of New York Jets in 1989 . . . Was converted from quarterback to wide receiver in training camp by the Jets . . . Was waived by Jets on September 4 and signed by Miami to the developmental squad on September 5 . . . Activated by Miami off developmental roster on December 23 . . . Was placed on the inactive list for season finale vs. Kansas City (12/24).

COLLEGE

Was a two-year starter at quarterback for the Mesa College Mavericks in Grand Junction, Colorado . . . Originally enrolled at the University of Colorado . . . Guided team to a combined 21-3 record as a starter . . . Mesa led the nation in scoring (53 points per game), rushing (364.4 average) and total offense (540.5 avg.) during Martin's senior season . . . Completed 85 of 144 attempts for 1,603 yards with 17 touchdowns and two interceptions as a senior . . . Added 69 carries for 531 yards rushing . . . Hit on 72 of 134 attempts for 953 yards with six touchdowns and eight interceptions as a junior . . . Rushed 113 times for 517 yards with eight touchdowns . . . Transferred to Mesa prior to junior season from Bishop (Texas) College . . . Majored in business management.

PERSONAL

Single, resides in Miami Lakes, Fla . . . Was a three-sport standout for Northwestern High School in Miami . . . Participated in the Dolphins annual charity fishing tournament to benefit the Cystic Fibrosis Foundation this past offseason . . . Full name is Tony Derrick Martin, born September 5, 1965 in Miami, Fla.

NFL REGULAR SEASON STATISTICS

YEAR	TEAM	G-S	RECEIVING					RUSHING			
			NO.	YDS.	AVG.	LG	TD	ATT.	YDS.	LG	TD
1989	Miami	0-0	0	0	0.0	0	0	0	0	0	0
1990	Miami	16-5	29	388	13.4	45	2	1	8	8	0
1991	Miami	16-0	27	434	16.1	54	2	0	0	0	0
1992	Miami	16-3	33	553	16.8	55	2	1	2	2	0
1993	Miami	12-0	20	347	17.4	80	3	1	6	6	0
1994	San Diego	16-1	50	885	17.7	99	7	2	9	4	0
1995	San Diego	16-16	90	1224	13.6	51	6	0	0	0	0
1996	San Diego	16-16	85	1171	13.8	55	14	0	0	0	0
1997	San Diego	16-16	83	904	14.3	72	6	0	0	0	0
1998	Atlanta	16-16	66	1181	17.9	62	6	0	0	0	0
9-YEAR TOTALS			140-73	483	7087	15.3	99	48	5	3	8
MIAMI TOTALS			60-8	109	1722	15.8	80	9	3	12	8

NFL PLAYOFF STATISTICS

YEAR	TEAM	G-S	RECEIVING					RUSHING			
			ATT.	YDS.	AVG.	LG	TD	NO.	YDS.	LG	TD
1990	Miami	2-0	5	51	10.2	13	1	0	0	0	0
1992	Miami	2-0	3	55	18.3	22	0	0	0	0	0
1994	San Diego	3-0	9	184	18.2	43	2	0	0	0	0
1995	San Diego	1-1	3	39	13.0	18	0	0	0	0	0
1998	Atlanta	3-3	14	271	19.4	70	0	0	0	0	0
PLAYOFF TOTALS			11-4	34	580	17.1	70	3	0	0	0
MIAMI TOTALS			4-0	8	106	13.3	22	1	0	0	0

ADDITIONAL STATS

Passing: (Miami) 0-1 in 1992, (San Diego) 0-1 in 1994, 0-1 in 1995 for total of 0-3.

Punt Returns: (Miami) 26 for 140 yards, 5.4 avg. long of 35 in 1990, 1 for 10 yards in 1991, 1 for 0 yards in 1992 for total of 28 for 150 yards, 5.4 avg., long of 35

Kickoff Returns: 8 for 167 yards, 20.9 avg., long of 29 in 1994

SINGLE-GAME HIGHS

Most Receptions:	13 vs. Seattle, 9/10/95
	10 at Indianapolis, 12/17/95
	10 at Oakland, 9/22/96
	9 vs. San Francisco, 12/11/94
	9 vs. Cleveland, 12/3/95
	9 vs. Cincinnati, 9/8/96
	9 at Chicago, 12/14/96
Most Receiving Yards:	172 vs. San Francisco, 12/11/94
	168 at Indianapolis, 12/17/95
	163 vs. Seattle, 9/10/95
	155 vs. Baltimore, 9/28/97
Most TD Receptions:	152 at Seattle, 9/18/94
	3 at Oakland, 9/22/96
	3 vs. Baltimore, 9/28/97
	2 vs. Seattle, 11/9/97
	2 vs. Oakland, 10/21/96
	2 at Kansas City, 11/24/96
	2 at Indianapolis, 12/17/95
Longest Receptions:	2 at N.Y. Jets, 12/18/94
	99t at Seattle, 9/18/94
	80t vs. Washington, 10/4/93
	72t vs. Baltimore, 9/28/97
	*70 at Minnesota, 1/17/99
	62 vs. St. Louis, 11/1/98

100-YARD RECEIVING GAMES (22)

DATE	OPPONENT	NO.	YDS.	LG	TD
10/13/91	at Kansas City	4	104	54	0
12/1/91	Tampa Bay	5	106	51	1
10/4/93	Washington	4	110	80t	1
9/18/94	at Seattle	5	152	99t	1
12/11/94	San Francisco	9	172	54	1
12/18/94	at N.Y. Jets	3	116	60t	2
9/10/95	Seattle	13	163	24	1
11/5/95	Miami	7	121	50t	1
12/3/95	Cleveland	9	132	29	1
12/17/95	at Indianapolis	10	168	51t	2
9/22/96	at Oakland	10	138	41t	3
11/3/96	at Indianapolis	6	128	51	1
11/11/96	Detroit	8	113	32t	1
11/24/96	at Kansas City	5	148	55	2
9/28/97	vs. Baltimore	4	155	72t	3
11/9/97	at Seattle	5	100	61t	2
10/18/98	vs. New Orleans	7	116	45	1
11/22/98	vs. Chicago	6	100	31	0
12/6/98	vs. Indianapolis	7	140	40t	1
12/13/98	at New Orleans	8	109	37	0
12/27/98	vs. Miami	3	105	53	1
1/17/99	*at Minnesota	5	129	70	1


* Playoff Game

RECEIVING BREAKDOWN

	1998						CAREER					
	G	NO	YDS	AVG	LG	TD	G	NO	YDS	AVG	LG	TD
Buffalo	-	-	-	-	-	-	8	11	163	14.8	36	1
Indianapolis	1	7	140	20.0	40	1	12	38	635	16.7	51	5
Miami	1	3	105	35.0	53	1	2	10	226	22.6	53	2
New England	1	1	15	15.0	15	0	11	22	278	12.6	46	3
N.Y. Jets	1	1	10	10.0	10	0	9	16	363	22.7	60	3
AFC East	4	12	270	22.5	53	2	42	97	1665	17.2	60	14
Baltimore	-	-	-	-	-	-	1	4	155	38.8	72	3
Cincinnati	-	-	-	-	-	-	4	17	226	13.3	61	1
Cleveland	-	-	-	-	-	-	4	17	273	16.1	47	2
Jacksonville	-	-	-	-	-	-	-	-	-	-	-	-
Pittsburgh	-	-	-	-	-	-	5	17	179	10.5	23	1
Tenn./Hous.	-	-	-	-	-	-	2	3	37	12.3	17	0
AFC Central	-	-	-	-	-	-	16	58	870	15.0	72	7
Denver	-	-	-	-	-	-	8	32	385	12.0	25	2
Kansas City	-	-	-	-	-	-	10	34	586	17.2	55	2
Oakland	-	-	-	-	-	-	10	40	544	13.6	41	6
San Diego	-	-	-	-	-	-	2	3	16	5.3	6	0
Seattle	-	-	-	-	-	-	10	50	799	16.0	99	6
AFC West	-	-	-	-	-	-	40	159	2330	14.7	99	16
AFC Total	4	12	270	22.5	53	2	98	314	4865	15.5	99	37
Arizona	-	-	-	-	-	-	2	7	57	8.1	13	0
Dallas	-	-	-	-	-	-	1	2	23	11.5	16	0
N.Y. Giants	1	4	78	19.5	36	1	4	11	149	13.5	36	2
Philadelphia	1	4	88	22.0	34	0	3	12	207	17.3	39	1
Washington	-	-	-	-	-	-	2	8	156	19.5	80	1
NFC East	2	8	166	20.8	36	1	12	40	592	14.8	80	4
Chicago	1	6	100	16.7	31	0	3	15	174	11.6	31	0
Detroit	1	4	42	10.5	14	0	3	13	162	12.5	32	1
Green Bay	-	-	-	-	-	-	2	4	52	13.0	18	1
Minnesota	-	-	-	-	-	-	0	0	0	0.0	0	0
Tampa Bay	-	-	-	-	-	-	2	6	124	20.7	51	1
NFC Central	2	10	142	14.2	31	0	10	38	512	13.5	51	3

RECEIVING BREAKDOWN

	1998						CAREER					
	G	NO	YDS	AVG	LG	TD	G	NO	YDS	AVG	LG	TD
Atlanta	-	-	-	-	-	-	3	7	111	15.9	46	0
Carolina	2	8	157	19.6	34	1	3	11	232	21.1	59	1
New Orleans	2	15	225	15.0	45	1	5	24	323	13.5	45	1
St. Louis	2	5	124	24.8	62	1	4	8	146	18.3	62	1
San Francisco	2	8	97	12.1	16	0	5	21	306	14.6	54	1
NFC West	8	36	603	16.8	62	3	20	71	1118	15.7	62	4
NFC Total	12	54	911	16.9	62	4	42	149	2222	14.9	80	11
Aug./Sept.	3	12	233	19.4	34	0	36	120	1912	15.9	99	13
October	4	16	269	16.8	45	3	32	101	1549	15.3	80	11
November	5	16	283	17.7	62	1	35	99	1528	15.4	62	11
Dec./Jan.	4	22	396	18.0	53	2	37	143	2098	14.7	60	13
Games 1-8	8	31	595	19.2	62	4	71	225	3576	15.9	99	24
Games 9-16	8	35	586	16.7	53	2	69	238	3511	14.8	61	24
Home	8	38	751	19.8	62	5	71	250	4006	16.0	80	30
Road	8	28	430	15.4	37	1	69	213	3081	14.5	99	18
Wins	14	61	1118	18.3	62	6	83	277	4590	16.6	99	32
Losses	2	5	63	12.6	16	0	57	186	2497	13.4	61	16
Ties	-	-	-	-	-	-	-	-	-	-	-	-
Grass	3	9	160	17.8	34	0	94	309	4536	14.7	80	34
Turf	13	57	1021	17.9	62	6	46	154	2551	16.6	99	14
1st Down	-	-	-	-	-	-	-	-	-	-	-	-
2nd Down	-	-	-	-	-	-	-	-	-	-	-	-
3rd Down	-	-	-	-	-	-	-	-	-	-	-	-
4th Down	-	-	-	-	-	-	-	-	-	-	-	-
1st Half	-	-	-	-	-	-	-	-	-	-	-	-
2nd Half	-	-	-	-	-	-	-	-	-	-	-	-
Overtime	-	-	-	-	-	-	-	-	-	-	-	-



EMMANUEL McDANIEL

5-9 • 180

Cornerback

Born: 7/27/72

College: East Carolina '96

Acquired: FA, 1998 • Signed Through: 1999

NFL: Second Season • Dolphins: Second Season

#26

PRO CAREER

1998 – Was with Indianapolis for the season-opener, but did not play . . . Was waived by the Colts on September 9 . . . Signed with the Dolphins on October 8 . . . Was inactive for his only game as a member of the team's 53-man roster, at Jacksonville (10/12) . . . Was waived on October 14 and signed to the practice squad on October 15 . . . Was signed back to the 53-man roster on January 7 . . . Was inactive for Divisional Playoff contest at Denver (1/9/99).

1997 – Was waived by Carolina on August 26 . . . Signed with Indianapolis on November 27 . . . Played in a reserve role in each of the final three games of the season . . . Tallied a pass defensed and two tackles on special teams.

1996 – Appeared in two games during his rookie season with Carolina . . . Was inactive for 13 regular season contests and both playoff games . . . Made NFL debut, in a reserve role, vs. St. Louis (10/13) . . . In two games, posted two tackles and a pass defensed . . . Also chipped in with one stop on special teams . . . Fourth-round draft choice (111th overall) of Carolina in 1996, with a choice acquired from Denver.

COLLEGE

Posted 112 tackles, 13 interceptions, two fumble recoveries and a forced fumble in his four-year career at East Carolina, the final three of which he was a starter . . . Interception total ranks sixth on the Pirates' all-time list . . . As a senior, started every game at left cornerback and was eighth in the nation with eight interceptions . . . Opened every contest at left cornerback as a junior and amassed a career-high 51 tackles, to go along with five interceptions . . . Majored in criminal justice.

PERSONAL

Married to Lynn, couple resides in Charlotte, N.C. . . . Attended Jonesboro (Ga.) High School, where he was a two-time all-county and three-time Student Athlete of the Year . . . Was team captain and two-time most valuable player as a tailback . . . Also lettered in track, where he competed in the long jump and on the 4x100 and 4x400-meter relay teams . . . Won the regional 330-meter intermediate hurdles . . . Participated in the Dolphins annual charity fishing tournament to benefit the Cystic Fibrosis Foundation this past offseason . . . Full name is Emmanuel McDaniel, born July 27, 1972, in Griffin, Ga.

NFL REGULAR SEASON STATISTICS

YEAR	TEAM	G-S	TACK.	ASST.	TOTAL	FUM.				
						REC.	INT.	YDS.	LG	TD
1996	Carolina	2-0	1	1	2	0	0	0	0	0
1997	Indianapolis	3-0	0	0	0	0	0	0	0	0
1998	Indianapolis	0-0	0	0	0	0	0	0	0	0
	Miami	0-0	0	0	0	0	0	0	0	0
3-YEAR TOTALS		5-0	1	1	2	0	0	0	0	0

ADDITIONAL STATS

Passes Defensed: (Carolina) 1 in 1996, (Indianapolis) 1 in 1997 for total of 2
 Special Teams Tackles: (Carolina) 1 in 1996, (Indianapolis) 2 in 1997 for total of 3



O.J. McDUFFIE

5-10 • 194

Wide Receiver

Born: 12/2/69

College: Penn State '93

Acquired: D1, 1993 • Signed Through: 2000

NFL: Seventh Season • Dolphins: Seventh Season

#81

PRO CAREER

1998 - Started all 16 regular season games for the fourth consecutive season . . . Has appeared in 95 regular season games in his six-year NFL career, having missed only one contest . . . Enters the 1999 season having caught a pass in 62 straight league games . . . Finished the '98 season with a team-leading 90 receptions for 1,050 yards and seven touchdowns . . . His reception and yardage totals both represent personal-highs . . . Also led the NFL in receptions, the first Dolphin ever to lead the league in that category. . . Yardage total ranked seventh in the AFC and 15th in the NFL . . . Seven receiving scores tied with Oronde Gadsden for the team-lead in both receiving touchdowns and overall touchdowns . . . Also marked the third straight year in which he led the team in receiving, just the second Dolphin to achieve that feat . . . Nat Moore (1974-79) was the first . . . Led the Dolphins in receiving 13 times during the course of the season . . . Also fielded 12 punts for an 11.8-yard average with a long of 39 . . . Was voted as the team's Most Valuable Player for the second consecutive

season in 1998 in balloting of the South Florida media . . . Also earned the 1998 Belitnikoff Award for leading the NFL in receptions and was chosen to the All-Madden team, as selected by FOX-TV broadcaster John Madden. . . Underwent bi-lateral ankle arthroscopies for bone spur removals on January 14, 1999 . . . The surgery was performed by team physician Dr. John Uribe at HealthSouth Doctor's Hospital in Coral Gables . . .

RECEPTIONS: With 90 catches in 1998, McDuffie became team's single-season reception leader, surpassing the previous record of 86, set by Mark Clayton in 1988 . . . He broke Clayton's record in the season finale on December 27 at Atlanta . . . In addition, McDuffie now holds two of the top three single-season receiving figures in Dolphins history and three of the top five . . . McDuffie registered the 300th reception of his NFL career on November 8 against Indianapolis at Pro Player Stadium . . . It came on a 61-yard TD catch from Dan Marino in the first quarter . . . With 358 career receptions, McDuffie ranks fifth on the Dolphins' all-time list for receptions, and trails Tony Nathan by 25 catches for fourth:

MIAMI DOLPHINS ALL-TIME RECEIVING LEADERS					
SEASON			CAREER		
PLAYER	YEAR	RECPTS	PLAYER	YEARS	RECPTS
1. O.J. MCDUFFIE	1998	90	1. Mark Clayton	1983-92	550
2. Mark Clayton	1988	86	2. Mark Duper	1982-92	511
3. O.J. MCDUFFIE	1997	76	3. Nat Moore	1974-86	510
4. Terry Kirby	1993	75	4. Tony Nathan	1979-87	383
5. O.J. MCDUFFIE	1996	74	5. O.J. MCDUFFIE	1993-98	358

Over the last four seasons, McDuffie has been one of the most productive receivers in the NFL . . . During this four-year stretch, he has tallied 302 receptions, third-most among players who have played in the AFC each of the last four seasons, and ninth overall in the NFL:

MOST RECEPTIONS IN THE NFL FROM 1995-98						
PLAYER	TEAM	1995	1996	1997	1998	4-YEAR TOTALS
1. Herman Moore	Detroit	123	106	104	82	415
2. Cris Carter	Minnesota	122	96	89	78	385
3. Tim Brown	Oakland	89	90	104	81	364
4. Carl Pickens	Cincinnati	99	100	52	82	333
5. Michael Irvin	Dallas	111	64	75	74	324
6. Larry Centers	Arizona	101	99	54	69	323
7. Jerry Rice	San Francisco	122	108	7	82	319
8. Tony Martin	S.D./Atl.	90	85	63	66	304
9. O.J. MCDUFFIE	MIAMI	62	74	76	90	302
10. Isaac Bruce	St. Louis	119	84	56	32	291

McDuffie also is one of only five receivers in the NFL to have caught 70 or more passes in each of the last three seasons:

NFL RECEIVERS WITH 70 OR MORE CATCHES FROM 1996-98					
PLAYER	TEAM	1996	1997	1998	3-YEAR TOTALS
1. Herman Moore	Detroit	106	104	82	292
2. Tim Brown	Oakland	90	104	81	275
3. Cris Carter	Minnesota	96	89	78	263
4. Jimmy Smith	Jacksonville	83	82	78	243
5. O.J. MCDUFFIE	MIAMI	74	76	90	240

RECEIVING YARDAGE: With 1,050 yards receiving in 1998, McDuffie accounted for the first 1,000-yard receiving season in his career . . . His yardage total ranked seventh in the AFC and 15th in the NFL . . . It was the 12th time in Dolphins history (four players) that a player has reached the 1,000-yard receiving mark in a season, and the first since Irving Fryar did it in 1994, when he amassed 1,270 yards . . . McDuffie's yardage figure is the ninth-highest by a

Dolphin in a season . . . With 4,415 career receiving yards, McDuffie stands in fifth on the Dolphins' all-time list . . . With 120 more yards, he would move past Duriel Harris into fourth:

MIAMI DOLPHINS ALL-TIME RECEIVING YARDAGE LEADERS					
SEASON			CAREER		
PLAYER	YEAR	YARDS	PLAYER	YEARS	YARDS
1. Mark Clayton	1984	1,389	1. Mark Duper	1982-92	8,869
2. Mark Duper	1986	1,313	2. Mark Clayton	1983-92	8,643
3. Mark Duper	1984	1,306	3. Nat Moore	1974-86	7,547
4. Irving Fryar	1994	1,270	4. Duriel Harris	1976-83, 1985	4,534
5. Mark Clayton	1986	1,150	5. O.J. McDUFFIE	1993-98	4,415
6. Mark Clayton	1988	1,129	6. Tony Nathan	1979-87	3,592
7. Mark Duper	1991	1,085	7. Paul Warfield	1970-74	3,355
8. Mark Clayton	1991	1,053	8. Irving Fryar	1993-95	3,190
9. O.J. McDUFFIE	1998	1,050	9. Howard Twilley	1966-76	3,064
10. Mark Clayton	1989	1,011	10. Bruce Hardy	1978-89	2,455

TOUCHDOWNS: McDuffie has amassed 27 receiving touchdowns in his six-year career with the Dolphins, fifth on the team's all-time list . . . With six more receiving scores, he would tie Paul Warfield for fourth . . . McDuffie has accumulated 30 overall touchdowns in his career, tenth on the club's all-time list . . . In addition to his 27 TD receptions, McDuffie also has returned two punts for touchdowns (both in 1993) and one fumble for a score (1997):

MIAMI DOLPHINS ALL-TIME TOUCHDOWN SCORERS					
RECEIVING TOUCHDOWNS			ALL TOUCHDOWNS		
PLAYER	YEAR	TDs	PLAYER	YEARS	TDs
1. Mark Clayton	1983-92	81	1. Mark Clayton	1983-92	82
2. Nat Moore	1974-86	74	2. Nat Moore	1974-86	75
3. Mark Duper	1982-92	59	3. Mark Duper	1982-92	59
4. Paul Warfield	1970-74	33	4. Larry Csonka	1968-74,79	57
5. O.J. McDUFFIE	1993-98	27	5. Mercury Morris	1969-75	33
6. Bruce Hardy	1978-89	25	Paul Warfield	1970-74	33
7. Howard Twilley	1966-76	23	Tony Nathan	1979-87	33
8. Jim Mandich	1970-77	23	Karim Abdul-Jabbar	1996-98	33
9. Irving Fryar	1993-95	20	9. Jim Kiick	1968-74	31
10. Jim Jensen	1981-92	19	10. O.J. McDUFFIE	1993-98	30

100-YARD RECEIVING GAMES: In his career, McDuffie has registered nine 100-yard receiving games during the regular season, seventh-most in team history . . . Overall, including playoffs, McDuffie has reached the century mark in receiving yardage 11 times . . . McDuffie attained the 100-yard receiving mark three times in the regular season and once in the playoffs in 1998 . . . McDuffie caught nine passes for a season-high 132 yards and two touchdowns on November 8 against Indianapolis at Pro Player Stadium . . . He tallied nine catches for 102 yards and three scores on November 29 against New Orleans at Pro Player Stadium . . . Two weeks later, on December 13 against the N.Y. Jets at Pro Player Stadium, McDuffie hauled in a career-high 11 passes for 105 yards and a touchdown . . . In a Divisional Playoff contest at Denver on January 9, 1999, McDuffie caught nine passes for 118 yards, the 11th 100-yard receiving game of his career and his second in the postseason . . . With his next 100-yard receiving game, McDuffie would move into a tie for fourth on the Dolphins' all-time list, along with Paul Warfield, Duriel Harris and Irving Fryar . . . With three more, he would join Nat Moore in the third spot:

MOST 100-YARD RECEIVING GAMES IN MIAMI DOLPHINS HISTORY

PLAYER	YEAR	100-YD. GAMES	PLAYER	YEARS	100-YD. GAMES
1. Mark Duper	1982-92	28	Duriel Harris	1976-83, 85	10
2. Mark Clayton	1983-92	22	Irving Fryar	1993-95	10
3. Nat Moore	1974-86	12	7. O.J. McDUFFIE	1993-98	9
4. Paul Warfield	1970-74	10			

CONSECUTIVE GAMES RECEPTION STREAK: McDuffie has caught at least one pass in all 16 regular season games in each of the last three seasons . . . His streak now stands at 62 consecutive games with a reception, dating back to 1995 . . . In addition, he has caught a pass in 73 of his last 74 games, dating back to 1994 . . . The last time he was held without a reception occurred on September 10, 1995, at New England . . . His streak of 62 games is the second-longest in Dolphins history, trailing only Mark Clayton, who caught a pass in a club-record 92 straight games from 1986-92 (6th game in '86 through 16th game in '92, missing 11 games during that span) . . .

FIRST DOWNS: Over the course of his career, McDuffie has displayed a knack for making the key catch at the critical time . . . In his six NFL seasons, McDuffie has touched the ball 372 times, including 358 receptions . . . Of that total, 259 have been converted into first downs (254 receptions, five rushing) . . . On third down, McDuffie has handled the ball 130 times (129 receptions, one rush), and has accounted for a first down on 106 occasions (105 receptions, one rush) . . . In 1998, 59 of his team-high 90 catches went for a first down, including one of two at Indianapolis (9/6), three of five vs. Buffalo (9/13), one of three against Pittsburgh (9/20), one of one at the N.Y. Jets (10/4), four of seven at Jacksonville (10/12), two of three against St. Louis (10/18), five of six vs. New England (10/25), three of three at Buffalo (11/1), seven of nine against Indianapolis (11/8), three of seven at Carolina (11/15), five of eight at New England (11/23), seven of nine vs. New Orleans (11/29), one of five at Oakland (12/6), eight of 11 vs. N.Y. Jets (12/13), four of six against Denver (12/21) and four of five at Atlanta (12/27) . . .

McDUFFIE'S FIRST DOWN EFFICIENCY

YEAR	RECEIVING			RUSHING			TOTAL PLAYS		
	REC.	FIRST	PCT.	RUSH.	FIRST	PCT.	TOTAL PLAYS	FIRST	PCT.
		DOWNS			DOWNS				
1993	19	16	.842	1	0	.000	20	16	.800
1994	37	28	.757	5	3	.600	42	31	.738
1995	62	51	.823	3	1	.333	65	52	.800
1996	74	50	.676	2	1	.500	76	51	.671
1997	76	50	.658	0	0	.000	76	50	.658
1998	90	59	.656	3	0	.000	93	59	.634
TOTALS	358	254	.709	14	5	.357	372	259	.696

AMONG PUNT RETURN LEADERS: In his career, McDuffie has returned 120 punts for 1,065 yards, an 8.9-yard average, including two touchdowns and a long of 72 . . . His two returns for touchdowns are tied with Tom Vigorito and Freddie Solomon for the most punt returns by a Dolphin in a career . . . Both of McDuffie's returns for scores occurred in 1993, making him the only player in team history to have two punt returns for touchdowns in the same season . . . In addition, his career punt return yardage total is second-most in Dolphins history, trailing only Jake Scott, who amassed 1,330 yards from 1970-75 . . .

TALE OF TWO HALVES: McDuffie emerged over the second half of the 1998 season and recorded 60 receptions for 705 yards and seven touchdowns in the final eight games of the year . . . The following is a comparison of McDuffie's first and second halves of the 1998 regular season:

McDUFFIE BY HALF OF THE 1998 SEASON

	RECEPTIONS	YARDS	AVERAGE	LG	TDs	100-YD. GAMES
Games 1-8	30	345	11.5	41	0	0
Games 9-16	60	705	11.8	61t	7	3

GAME HIGHLIGHTS – AT INDIANAPOLIS (SEPT. 6): Caught two passes for 14 yards and surpassed Duriel Harris into fifth on the team's career receiving list . . .

VS. BUFFALO (SEPT. 13): Led the Dolphins in both receptions and yardage with five catches for 60 yards . . .

VS. PITTSBURGH (SEPT. 20): Caught three passes for a team-high 36 yards and was awarded an offensive game ball . . .

AT JACKSONVILLE (OCT. 12): Led team with seven receptions for 68 yards in a Monday night game . . .

VS. NEW ENGLAND (OCT. 25): Topped team's receiving chart with six catches for 77 yards . . . In the process, moved past Tony Nathan into fifth on the Dolphins' all-time receiving yardage list . . . Five of his six receptions went for first downs . . .

VS. INDIANAPOLIS (NOV. 8): Led Dolphins in receiving with nine receptions for 132 yards and two touchdowns . . . Nine catches tied for his most during the regular season in his career and now is tied for second . . . Yardage total is the third-highest output of his career during the regular season . . . It represented the seventh 100-yard receiving game of his career in the regular season and his eighth overall, including playoffs . . . 117 yards came in the first half, marking the first time that a Dolphin notched 100 receiving yards in a half since McDuffie had 100 yards in the second half on November 23, 1997, at New England . . . Also marked the third multiple-touchdown game of his career . . . First touchdown of the game came on a 61-yard grab from Dan Marino in the first quarter . . . Not only was it the 300th reception of his career during the regular season, but it was the longest catch of his career, surpassing his previous long of 55, which he accounted for on October 27, 1997, against Chicago . . . Seven of his nine catches were converted into first downs . . . Was awarded an offensive game ball for his performance . . .

AT CAROLINA (NOV. 15): Caught a team-high seven passes for 96 yards and earned an offensive game ball . . .

AT NEW ENGLAND (NOV. 23): Led Dolphins in receiving and receiving yardage with eight catches for 86 yards in a Monday night game . . . Eight receptions is tied for the third-highest total in his career during the regular season . . .

VS. NEW ORLEANS (NOV. 29): Topped Dolphins' receiving chart with nine catches for 102 yards and three touchdowns, marking the first three-TD game of his career . . . Scores came on catches of 22, seven and nine yards, all from Dan Marino . . . Nine catches matched the second-highest single-game total of his career . . . It marked the eighth 100-yard receiving game of his career during the regular season and ninth overall, including playoffs . . . The three touchdowns also were a career-high, surpassing his previous best of two, which he had accomplished on three other occasions (including once in 1998) . . . It was the first time that a Dolphin had three touchdown catches in a game since Mark Ingram grabbed four scores on November 27, 1994, at the N.Y. Jets . . . McDuffie's second touchdown of the game, a seven-yard reception in the fourth quarter, was the 400th touchdown pass in Dan Marino's career . . . His third score of the afternoon, a nine-yarder in the fourth quarter, was the 25th receiving touchdown of his career, tying him with Bruce Hardy for fifth on the Dolphins' all-time list . . . Seven of his nine receptions went for first downs . . . Was awarded an offensive game ball for his performance in the Saints game . . . Returned five punts for 84 yards, a 16.8-yard average, including a long of 39, the longest punt return by a Dolphin in 1998 . . .

AT OAKLAND (DEC. 6): Led Dolphins with five receptions for 45 yards . . . Returned three punts for a 7.7-yard average with a long of 19 . . .

VS. N.Y. JETS (DEC. 13): Led the Dolphins in both receiving and receiving yardage with 11 catches for 105 yards and a touchdown . . . Eight of his 11 catches went for first downs . . . His touchdown came on a three-yard reception from Dan Marino . . . His reception total marked a new regular season career-high, and matched an overall personal-best that he first set in a First-Round Playoff game at Buffalo on December 30, 1995 . . . Reception total also is the second-highest single-game figure in club history during the regular season, surpassed only by Jim Jensen's 12 catches at New England on November 6, 1988 . . . It marked the ninth 100-yard receiving game of his career during the regular season and his tenth overall, including playoffs . . . His TD catch was the 26th of his career, moving him past Bruce Hardy into sole possession of fifth place on the Dolphins' all-time list . . .

VS. DENVER (DEC. 21): Tied for the team-lead with six receptions, totaling 57 yards . . .

AT ATLANTA (DEC. 27): Had five catches for 82 yards and a touchdown, which came on a 12-yard grab from Dan Marino . . . His second catch of the contest, a 28-yard reception on the first play of the second quarter, was his 87th catch of the year, eclipsing Mark Clayton's single-season record for receptions of 86, which Clayton set in 1988 . . . Four of McDuffie's five catches were converted into first downs . . .

PLAYOFFS: McDuffie started both playoff games following the 1998 season and led the team with 15 receptions for 171 yards . . . Also returned one punt for 20 yards . . . In a First-Round Playoff game vs. Buffalo (1/2/99), caught six passes for 53 yards, while also adding one punt return for 20 yards . . . In Divisional contest at Denver (1/9/99), registered nine receptions for 118 yards . . . Both figures rank as the second-most of his playoff career, trailing only the 11 catches and 154 yards for which he accounted in a First-Round Playoff contest at Buffalo on December 30, 1995 . . . In his career, has started all six playoff games in which he has appeared . . . Has caught 36 passes for 402 yards and a touchdown . . . Also has brought back seven punts for 80 yards, an 11.4-yard average, with a long of 20 . . . Reception total is the second-most in Dolphins playoff history, trailing only Tony Nathan, who notched 65 catches in 11 games . . . His yardage total is fifth-most on the club's all-time playoff list:

MIAMI DOLPHINS ALL-TIME PLAYOFF RECEIVING LEADERS					
RECEPTIONS			RECEIVING YARDS		
PLAYER	GAMES	CATCHES	PLAYER	GAMES	YARDS
1. Tony Nathan	11	62	1. Paul Warfield	11	717
2. O.J. McDUFFIE	6	36	2. Tony Nathan	11	622
3. Paul Warfield	11	34	3. Mark Duper	10	595
4. Mark Duper	10	32	4. Mark Clayton	10	498
5. Mark Clayton	10	31	5. O.J. McDUFFIE	6	402

1997 – Started all 16 regular season games . . . Led team with 76 catches for 943 yards and one touchdown reception . . . Also advanced a Charles Jordan fumble four yards for a touchdown at N.Y. Jets (10/12) . . . Reception total ranked fifth in the AFC and 11th in the NFL, while receiving yardage figure was 11th in the conference . . . Both totals represented single-season career-highs to that point, surpassing his previous bests of 74 catches and 918 yards, both achieved in 1996 . . . Led Dolphins in receiving a total of 11 times and receiving yardage on seven occasions . . . Also returned two punts for four yards on the season . . . Was voted as an offensive captain in a vote of his teammates on November 5 . . . Was selected as the team's 1997 Most Valuable Player in a vote of South Florida media, becoming only the second wide receiver in franchise history to receive the award (Paul Warfield was co-MVP for the 1970 season) . . . Underwent surgery to repair bi-lateral inguinal hernias (double hernia) by Dr. Joseph Diaco at St. Joseph's Hospital in Tampa, Fla., on May 6, 1997 . . . Led the Dolphins with eight catches for 135 yards vs. Tennessee (9/7) . . . Eight catches marked his second-highest output of the season . . . His 135 yards is the second-highest regular season output of his career and third overall . . . Fourth reception in the game marked the 200th of his career during the regular season, the tenth Dolphins player to achieve that plateau . . . Hauled in six passes for 55 yards, including a one-yard TD grab, his only touchdown reception of the year, at Tampa Bay (9/21) . . . Moved ahead of Howard Twilley into ninth on the Dolphins' all-time reception list . . . Amassed five catches for 86 yards vs. Kansas City (10/5) . . . Had four catches for 55 yards at N.Y. Jets (10/12) . . . Also scored a touchdown on a fumble recovery, scooping up a Charles Jordan fumble following a 22-yard reception from Dan Marino, and taking it in four yards for the score . . . Marked his first career fumble recovery for a touchdown . . . Moved past Jim Kiick into eighth on the Dolphins' all-time reception chart . . . Led Dolphins with seven catches for 77 yards at Baltimore (10/19) . . . Moved past Jim Jensen into seventh on the club's all-time receiving list . . . Totaled a team-high seven catches for 137 yards vs. Chicago (10/27) . . . Reception total in that game is tied for the fourth-highest total during the regular season in his career, and tied for fifth overall including playoffs . . . Yardage figure is his highest during the regular season, and second overall including postseason . . . Had a season-long 55-yard catch, from Dan Marino, in the game as well . . . Put together his third 100-yard receiving game of the season with nine receptions for 110 yards at New England (11/23) . . . Moved past Irving Fryar into seventh on the Dolphins' all-time receiving yardage chart . . . Had four catches for 34 yards at Oakland (11/30), and moved ahead of Bruce Hardy into sixth place on the Dolphins' all-time reception list . . . Had four receptions for 44 yards vs. Detroit (12/7), marking the 44th straight game in which he had caught a pass, surpassing Mark Duper and Keith Byars for the second-longest streak in team

history . . . Had four catches for 48 yards in season finale vs. New England (12/22), and in the process overtook Paul Warfield for sixth place on the Dolphins' all-time receiving yardage chart . . . Started in First-Round Playoff contest at New England (12/28) . . . Caught three passes for six yards. . . Also fielded four punts for 34 yards with a long return of 12.

1996 – Started all 16 games . . . Finished as club's leading receiver with 74 catches for 918 yards and eight touchdowns . . . His 74 catches and his 918 yards in receptions both represent the third-highest single-season totals of his career . . . In addition, his 74 catches is the fifth highest single-season total in Dolphins history . . . McDuffie finished ranked tenth in the AFC and 19th in the NFL in receiving and was 13th in the AFC in reception yardage . . . Also finished seventh in the AFC with a punt return average of 9.6 yards per return, with 212 yards on 22 returns with a long of 19 . . . Led the Dolphins in receptions ten times and in receiving yardage six times . . . Tied for team-lead with three catches for 30 yards and scored first TD reception of season on a five-yard grab at Arizona (9/8) . . . Led team with seven catches for 86 yards against N.Y. Jets (9/15) . . . Tied for team-lead with four catches and topped club with 62 receiving yards at Indianapolis (9/23), when he hauled in a 34-yard pass . . . Led Dolphins in receiving and reception yardage at Philadelphia (10/20) with seven catches for 121 yards and two touchdowns . . . His two touchdown catches against the Eagles came on a 24-yard pass from Craig Erickson and a 17-yard pass from Bernie Kosar . . . It was second time in his career he had two touchdown receptions in a single game (having also caught two TD passes on November 26, 1995 at Indianapolis) . . . Also caught a 36-yard pass in the Eagles contest, tied for his longest catch of the year . . . Led Miami in both receptions and yardage with five for 84 yards, including a 29-yard touchdown reception, at New England (11/3) . . . Led Miami in both receiving and in reception yardage at Indianapolis (11/10) with six catches for 106 yards and one touchdown, coming on a 12-yard pass from Dan Marino . . . His season-long 36-yard reception from Dan Marino in the second quarter put Marino over 50,000 yards passing for his career . . . Caught a season-high eight receptions, at Houston (11/17) . . . His eight catches, along with his 86 yards, both led the Dolphins that day . . . Closed out the year by catching a TD pass in each of Miami's final two games (vs. Buffalo 12/16 and at N.Y. Jets 12/22) . . .

CLUTCH CATCHES: In 1996, McDuffie caught 26 passes for 351 yards on third down . . . In addition, four of his eight touchdown receptions on the year occurred on third down . . . His 26 third-down catches were the third-most in the AFC and tied for sixth in the NFL in 1996 . . . His 51 total first downs (50 receptions) tied for 19th in the AFC, and were eighth among conference wide receivers.

1995 – Started all 16 regular season games and one playoff contest . . . Finished with 62 receptions for 819 yards and eight touchdowns . . . Ranked 13th in AFC in receptions and 13th in AFC in receiving yards and finished second on club in receiving and reception yardage . . . Ranked third on team in scoring with 50 points on eight touchdowns and one two-point conversion . . . Led club in both punt returns, with an average of 6.8 yards per return, and kickoff returns, with an average of 24.5 yards per return . . . Ranked seventh in AFC and tied for ninth in NFL in kickoff returns . . . Led Dolphins in receptions four times and in reception yardage five times . . . Voted by South Florida media as club's Outstanding Receiver for first time in career . . . Had five catches for 54 yards, including a game-winning 16-yard touchdown reception with 1:03 left in game to put team ahead 26-23, at Cincinnati (10/1) . . . Led club in both receptions and receiving yardage at New Orleans (10/15) with seven catches for 86 yards and a touchdown . . . Caught five passes for team-high 60 yards at N.Y. Jets (10/22) . . . Had three receptions for 46 yards with a touchdown and added one rush for 11 yards, his first rushing attempt of season, against New England (11/12) . . . Notched six catches for 66 yards against San Francisco (11/20) with one touchdown, quarterback Dan Marino's 342nd TD pass of career, tying him with Fran Tarkenton for first place on NFL's all-time list . . . His touchdown against the 49ers was the fourth of season, a new career-high at that point. . . Led club with six catches for 76 yards and two touchdowns at Indianapolis (11/26), marking first game of career with two or more touchdown receptions . . . Had regular-season-high 96 receiving yards on six catches against Atlanta (12/3) . . . Scored a touchdown to go along with four catches for 34 yards against Kansas City (12/11) . . . Tied for team-lead with four receptions and led club with 79 receiving yards at Buffalo (12/17) . . . Concluded regular season at St. Louis (12/24) with three catches for 61 yards and one touchdown, including season-long 48-yard reception . . . Started First-Round Playoff game at Buffalo (12/30) . . . Established team playoff record with 11 receptions for 154 yards . . . His 11 receptions broke old playoff mark of ten established twice by running back Tony Nathan, who caught ten passes in Super Bowl XIX versus San Francisco (1/20/85) and in AFC Divisional Playoff game against Cleveland (1/4/86) . . . His 154 receiving yards broke old playoff mark of 148 yards, set by wide receiver Mark Duper in Divisional Playoff versus Pittsburgh (1/6/85) . . . His 280 combined yards (154 receiving, nine rushing, 12 punt returns and 105 kickoff returns)

set an all-time Dolphins postseason mark and is second all-time in club history, behind Mercury Morris' 302 total yards (89 rushing, 68 receiving, 145 kick/punt returns) at Baltimore on Nov. 1, 1970 . . . After a fourth quarter touchdown by running back Terry Kirby, caught first two-point conversion in team playoff history.

1994 – Played in 15 games with three starts in the regular season and started both playoff contests . . . Finished with 37 catches for 488 yards and three touchdowns . . . Added five rushes for 32 yards . . . Ranked fifth on team in receptions and fourth in reception yards . . . Averaged 7.1 yards per return on 32 punt returns and 21.3 yards per return on 36 kickoff returns . . . Caught one pass for 21 yards in season opener against New England (9/4) before suffering strained right knee . . . Was inactive at Green Bay (9/11) due to knee injury, the only game he has missed in his NFL career . . . Had two catches for 38 yards and first NFL touchdown reception, at Minnesota (9/25) . . . Did not have a reception but did have one rush for 12 yards at Cincinnati (10/2) . . . Caught two passes for 21 yards and a touchdown at Buffalo (10/9) . . . Had seven receptions for 108 yards and a touchdown against Indianapolis (11/6) . . . Made first NFL start, against Chicago (11/13), and had two catches for 43 yards and a forced fumble following a Donnell Woolford interception of a Dan Marino pass (recovered by teammate Keith Sims to give ball back to Miami) . . . Tied for team lead with five catches for 66 yards and added one rush for five yards against Kansas City (12/12) . . . Started both playoffs contests . . . Finished with seven catches for 71 yards . . . Had two receptions for 25 yards and added one rush for 19 yards in First-Round Playoff game against Kansas City (12/31) . . . Posted five catches for 46 yards in Divisional Playoff contest at San Diego (1/8/95).

1993 – Saw action in all 16 games as a rookie . . . Finished with 19 catches for 197 yards . . . Had an exceptional season as both a kickoff and punt returner . . . Selected by WIOD Radio as Miami's Outstanding Special Teams Player . . . Had 28 punt returns for 317 yards for an average of 11.3 yards per return and two touchdowns . . . Also had 32 kickoff returns for 755 yards for an average of 23.6 yards per return . . . Made Dolphins debut in season opener at Indianapolis (9/5) with one kickoff return for 21 yards and three punt returns for 15 yards, but fumbled first career punt return and the ball was recovered by Rodney Culver who returned it 56 yards for a touchdown . . . Recorded first receptions of NFL career, against Washington (10/4), with two catches for 23 yards . . . Had four punt returns for 86 yards and scored on 71-yard punt return for a touchdown against Indianapolis (10/24) . . . McDuffie's average of 21.5 yards per punt return set a new Dolphins club record (which he later broke with a 22.8 avg. on December 13, 1993 against Pittsburgh) for the highest punt return average in a single game, breaking the former record of 18.8 yards per return, which was set by Charlie Babb on November 23, 1975, against Baltimore (four returns for 75 yards) . . . McDuffie became the first Dolphin to return a punt for a touchdown since Scott Schwedes had a 70-yard punt return for a TD at Indianapolis on December 17, 1989 . . . Had two catches for 10 yards and a kickoff return for 33 yards at Dallas (11/25) . . . Caught two passes for 18 yards and returned five punts for 114 yards with a 72-yard touchdown return in a Monday night game against Pittsburgh (12/13) . . . It was the fifth longest punt return in Dolphins history and McDuffie's second punt return for a touchdown of the season (the other came on a 71-yard punt return against Indianapolis on Oct. 24, 1993) . . . He became the first Dolphin in club history to return two punts for a touchdown in the same season . . . McDuffie's average of 22.8 yards per return against the Steelers broke his own club record for the highest punt return average in a single game, which he had set earlier on Oct. 24, 1993, vs. Indianapolis (21.5 on four returns for 86 yards) . . . Had a season-high three catches for 41 yards against Buffalo (12/19) . . . Recorded two catches for 18 yards and added five kickoff returns for 132 yards, including a 48-yard return, at San Diego (12/27) . . . Posted one catch for 18 yards at New England (1/2/94) . . . First-round draft choice (25th overall) of Miami in 1993 . . .

AMONG RETURN LEADERS: Led the Dolphins in both punt and kickoff returns . . . Finished fourth in the AFC and sixth in the NFL in punt returns with an average of 11.3 yards per return (317 yards on 28 returns) . . . Ranked second in the AFC and sixth in the NFL in kickoff returns with an average of 23.6 yards per return . . . Was the only player in the AFC to rank in the top five in both kickoff returns and punt returns . . . Scored two touchdowns on punt returns, which tied three others for the most in NFL in 1993 . . . Became the first player in Dolphins history to score two punt return touchdowns in a season . . . Tied team record with Freddie Solomon (1975-77) and Tom Vigorito (1981-85) as only Dolphins players to return two punts for touchdowns in a career . . . Set Dolphins single-season record for fair catches on punt returns with 22, which eclipsed former record of 18 held by Jake Scott in 1971 . . . Had an average of 22.8 yards per punt return against Pittsburgh (12/13) with five returns for 114 yards, which broke his own club record for the highest punt return average in a single game of 21.5, which he had set against Indianapolis on October 24, 1993, with four returns for 86 yards.

COLLEGE

Four-year letterman and two-year starter at Penn State . . . Posted career statistics of 125 catches for 1,988 yards (15.9 avg.) and 16 scores . . . Added 33 rushes for 330 yards (10.0 avg.) and a TD . . . Also returned 84 punts for 1,059 yards (12.6 avg.) and three touchdowns and 24 kickoffs for 488 yards for a 20.3 average . . . Named first-team All-America by numerous publications as a senior . . . Became school's first consensus All-America since linebacker Shane Conlan and running back D.J. Dozier in 1986 . . . Caught 63 passes for 977 yards (15.5 avg.) and nine scores and added 133 yards on seven carries . . . Returned 30 punts for 398 yards (13.3 avg.) and 14 kickoffs for 323 yards (23.1 avg.) . . . His 1,831 all-purpose yards topped school's all-time single-season record of 1,772 total yards by Blair Thomas in 1987 . . . Caught 46 passes for 790 yards (17.2 avg.) and six touchdowns as a redshirt junior . . . Added seven rushes for 102 yards (14.6 avg.) and a score . . . Also had 33 punt returns for 358 yards (10.8 avg.) and two TDs and five kickoff returns for 117 yards (23.4 avg.) and a long of 49 yards . . . Tied former Dolphins player Jimmy Cefalo's school record of two punt returns for touchdowns in a season . . . Averaged 124.3 all-purpose yards per game . . . Received a medical redshirt in 1990 . . . Caught one pass for 15 yards . . . Had two punt returns for 25 yards vs. Texas . . . Played as reserve receiver as a sophomore in 1989 . . . Caught 11 passes for 164 yards (14.9 avg.) and a score . . . Added 17 carries for 88 yards . . . Ranked seventh in nation in punt returns with 19 returns for 278 yards (14.6 avg.) and a score . . . Saw limited action as a freshman in 1988 . . . Caught four passes for 42 yards . . . Added one rush for six yards . . . Holds B.A. in labor and industrial relations.

PERSONAL

Single, resides in Plantation, Fla . . . Played one season of baseball at Penn State (1990) . . . Batted .336 with 43 hits, 23 runs scored, 17 RBIs and tied school's season records with a hit in 18 straight games and stealing 20 of 21 bases . . . All-America choice by USA Today as a senior at Hawken High School in Gates Mills, Ohio as a wide receiver and running back . . . Rushed for 1,834 yards on 261 carries and caught 45 passes for 633 yards and scored 28 touchdowns as a senior . . . Also lettered in baseball in high school by belting ten home runs and hitting .539 as a senior . . . Participated in public service announcement by the South Florida Transplant Foundation for organ donation awareness . . . Has participated in events benefiting the Cystic Fibrosis Foundation . . . Assisted in building a house in Little Haiti for Habitat for Humanity during the 1999 offseason . . . Lists "Lion King" as favorite movie, "Martin" as favorite television show, "The Iliad" as favorite book . . . Named O.J. by grandmother after one of her favorite players, former Buffalo great O.J. Simpson . . . Full name is Otis James McDuffie, born December 2, 1969, in Marion, Ohio.

NFL REGULAR SEASON STATISTICS

YEAR	TEAM	G-S	RECEIVING				RUSHING				
			NO.	YDS.	AVG.	LG	TD	ATT.	YDS.	LG	TD
1993	Miami	16-0	19	197	10.4	18	0	1	4	4	0
1994	Miami	15-3	37	488	13.2	30	3	5	32	12	0
1995	Miami	16-16	62	819	13.2	48	8	3	6	11	0
1996	Miami	16-16	74	918	12.4	36	8	2	7	7	0
1997	Miami	16-16	76	943	12.4	55	1	0	0	0	0
1998	Miami	16-16	90	1050	11.7	61	7	3	11	5	0
6-YEAR TOTALS		95-67	358	4415	12.3	61	27	14	52	12	0

NFL PLAYOFF STATISTICS

YEAR	TEAM	G-S	RECEIVING				RUSHING				
			ATT.	YDS.	AVG.	LG	TD	NO.	YDS.	LG	TD
1994	Miami	2-2	7	71	10.1	17	0	1	19	19	0
1995	Miami	1-1	11	154	14.0	31	1	1	9	9	0
1997	Miami	1-1	3	6	2.0	5	0	0	0	0	0
1998	Miami	2-2	15	171	11.4	23	0	1	3	3	0
PLAYOFF TOTALS		6-6	36	402	11.2	31	1	3	31	19	0

ADDITIONAL STATS

Passing: (P-0 for 1, 39.6 rating)

Punt Returns: 28 for 317 yards, 22 FC, 11.3 avg., long 72t, 2 TDs in 1993; 32 for 228 yards, 15 FC, 7.1 avg., long 26 in 1994; 24 for 163 yards, 12 FC, 6.8 avg., long 24 in 1995; 22 for 212 yards, 24 FC, 9.6 avg., long 19 in 1996; 2 for 4 yards, 1 FC, 2.0 avg., long 3 in 1997; 12 for 141 yards, 8 FC, 11.8 avg., long 39 in 1998 for total of 120 for 1,065 yards, 82 FC, 8.9 avg., long 72t, 2 TDs (P-7 for 80 yards, 7 FC, 11.4 avg., long 20)

Kickoff Returns: 32 for 755 yards, 23.6 avg., long 48 in 1993; 36 for 767 yards, 21.3 avg., long 46 in 1994; 23 for 564 yards, 24.5 avg., long 57 in 1995 for total of 91 for 2,086 yards, 22.9 yards, long 48 (P-10 for 249 yards, 24.9 avg., long 42)

Miscellaneous Tackles: 1 in 1993, 3 in 1994, 3 in 1995, 1 in 1996, 2 in 1997, 2 in 1998 for total of 12 (P-1)

Forced Fumbles: 1 in 1994

Fumbles Recovered: 1 in 1995, 1 for 4 yards, 1 TD in 1997 for total of 2 for 4 yards, 1 TD

Two-Point Conversions: 1 in 1995 (P-1)

SINGLE-GAME HIGHS

Most Receptions: *11 at Buffalo, 12/30/95
 11 vs. N.Y. Jets, 12/13/98
 9 at New England, 11/23/97
 9 vs. Indianapolis, 11/8/98
 9 vs. New Orleans, 11/29/98
 *9 at Denver, 1/9/99

Most Receiving Yards: *154 at Buffalo, 12/30/95
 137 vs. Chicago, 10/27/97
 135 vs. Tennessee, 9/7/97
 132 vs. Indianapolis, 11/8/98
 121 at Philadelphia, 10/20/96

Most TD Receptions: 3 vs. New Orleans, 11/29/98
 2 at Indianapolis, 11/26/95
 2 at Philadelphia, 10/20/96
 2 vs. Indianapolis, 11/8/98

Longest Receptions: 61t vs. Indianapolis, 11/8/98
 55 vs. Chicago, 10/27/97
 50 vs. Tennessee, 9/7/97
 48 at St. Louis, 12/24/95
 41 at Buffalo, 11/1/98


100-YARD RECEIVING GAMES (11)

DATE	OPPONENT	NO.	YDS.	LG	TD
11/6/94	Indianapolis	7	108	28t	1
12/30/95	*at Buffalo	11	154	31	1
10/20/96	at Philadelphia	7	121	36	2
11/10/96	Indianapolis	6	106	36	1
9/7/97	Tennessee	8	135	50	0
10/27/97	Chicago	7	137	55	0
11/23/97	at New England	9	110	27	0
11/8/98	Indianapolis	9	132	61t	2
11/29/98	New Orleans	9	102	22t	3
12/13/98	N.Y. Jets	11	105	20	1
1/9/99	*at Denver	9	118	23	0

* Playoff Game

RECEIVING BREAKDOWN

	1998						CAREER					
	G	NO	YDS	AVG	LG	TD	G	NO	YDS	AVG	LG	TD
Buffalo	2	8	117	14.6	41	0	12	36	465	12.9	41	2
Indianapolis	2	11	146	13.3	61	2	12	45	617	13.7	61	6
Miami	-	-	-	-	-	-	-	-	-	-	-	-
New England	2	14	163	11.6	25	0	12	41	536	13.1	34	2
N.Y. Jets	2	12	124	10.3	20	1	12	42	475	11.3	29	2
AFC East	8	45	550	12.2	61	3	48	164	2093	12.8	61	12
Baltimore	-	-	-	-	-	-	1	7	77	11.0	18	0
Cincinnati	-	-	-	-	-	-	2	5	54	10.8	16	1
Cleveland	-	-	-	-	-	-	1	2	27	13.5	16	0
Jacksonville	1	7	68	9.7	15	0	1	7	68	9.7	15	0
Pittsburgh	1	3	36	12.0	14	0	5	18	202	11.2	35	1
Tennessee	-	-	-	-	-	-	2	16	221	13.8	50	0
AFC Central	2	10	104	10.4	15	0	12	55	649	11.8	50	2
Denver	1	6	57	9.5	18	0	1	6	57	9.5	18	0
Kansas City	-	-	-	-	-	-	4	14	186	13.3	25	1
Oakland	1	5	45	9.0	21	0	4	16	133	8.3	21	0
San Diego	-	-	-	-	-	-	2	3	25	8.3	11	0
Seattle	-	-	-	-	-	-	1	3	34	11.3	20	0
AFC West	2	11	102	9.3	21	0	12	42	435	10.4	25	1
AFC Total	12	66	756	11.5	61	3	72	261	3177	12.2	61	15
Arizona	-	-	-	-	-	-	1	3	30	10.0	13	1
Dallas	-	-	-	-	-	-	2	5	42	8.4	14	0
N.Y. Giants	-	-	-	-	-	-	2	4	35	8.8	15	0
Philadelphia	-	-	-	-	-	-	2	8	132	16.5	36	2
Washington	-	-	-	-	-	-	1	2	23	11.5	15	0
NFC East	-	-	-	-	-	-	8	22	262	11.9	36	3
Chicago	-	-	-	-	-	-	2	9	180	20.0	55	0
Detroit	-	-	-	-	-	-	2	8	64	8.0	19	0
Green Bay	-	-	-	-	-	-	1	4	36	9.0	15	0
Minnesota	-	-	-	-	-	-	1	2	38	19.0	26	1
Tampa Bay	-	-	-	-	-	-	1	6	55	9.2	13	1
NFC Central	-	-	-	-	-	-	7	29	373	12.9	55	2
Atlanta	1	5	82	16.4	28	1	2	11	178	16.2	30	1
Carolina	1	7	96	13.7	25	0	1	7	96	13.7	25	0
New Orleans	1	9	102	11.3	22	3	2	16	188	11.8	22	4
St. Louis	1	3	14	4.7	5	0	2	6	75	12.5	48	1
San Francisco	-	-	-	-	-	-	1	6	66	11.0	22	1
NFC West	4	24	294	12.3	28	4	8	46	603	13.1	48	7
NFC Total	4	24	294	12.3	28	4	23	97	1238	12.8	55	12
Aug./Sept.	3	10	110	11.0	19	0	20	59	747	12.7	50	3
October	4	17	178	10.5	25	0	24	85	1081	12.7	55	5
November	5	36	473	13.1	61	5	27	117	1447	12.4	61	13
Dec./Jan.	4	27	289	10.7	28	2	24	97	1140	11.8	48	6
Games 1-8	8	30	345	11.5	41	0	47	154	1900	12.3	55	8
Games 9-16	8	60	705	11.8	61	7	48	204	2515	12.3	61	19
Home	8	52	583	11.2	61	6	48	189	2305	12.2	61	13
Road	8	38	467	12.3	41	1	47	169	2110	12.5	48	14
Wins	10	55	633	11.5	61	5	53	192	2315	12.1	61	13
Losses	6	35	417	11.9	41	2	42	166	2100	12.7	55	14
Ties	-	-	-	-	-	-	-	-	-	-	-	-
Grass	12	79	878	11.1	61	6	65	265	3140	11.8	61	16
Turf	4	11	172	15.6	41	1	30	93	1275	13.7	48	11
1st Down	16	17	198	11.7	41	0	95	118	1503	12.7	41	7
2nd Down	16	42	530	12.6	61	3	95	109	1363	12.5	61	5
3rd Down	16	30	311	10.4	25	4	95	127	1511	11.9	48	15
4th Down	16	1	11	11.0	11	0	95	4	38	9.5	14	0
1st Half	16	50	633	12.7	61	4	95	177	2260	12.8	61	12
2nd Half	16	39	392	10.1	41	3	95	179	2120	11.8	50	15
Overtime	1	1	25	25.0	25	0	6	2	35	17.5	25	0



KENNY MIXON

6-4 • 282

Defensive End

Born: 5/31/75

College: Louisiana State '98

Acquired: D2b, 1998 • Signed Through: 2001

NFL: Second Season • Dolphins: Second Season

#79

PRO CAREER

1998 – Started all 16 regular season games, 15 at left defensive end and one on the right side. . . Also opened both playoff games at right end . . . Finished the regular season with 51 total tackles and two sacks . . . Tackle total ranked tenth on the squad . . . Mixon became the first Dolphins rookie defensive lineman to start every regular season game since Bob Baumhower and A.J. Duhe both opened all 14 regular season contests in 1977 (John Bosa started all 12 non-strike games as a rookie in 1987) . . . Made NFL debut in a starting role at Indianapolis (9/6) and had four tackles . . . Recorded a season-high seven stops at N.Y. Jets (10/4) . . . Had three tackles, including a seven-yard sack of QB Mark Brunell, in a Monday night game at Jacksonville (10/12), marking the first sack of his NFL career . . . Was credited with three tackles vs. New England (10/25), when he was awarded a defensive game ball . . . Registered two tackles, including a sack, vs. New Orleans (11/29) . . . Tied for second on the team with seven tackles in season finale at Atlanta (12/27) . . . Second-round draft choice (49th overall) of Miami in 1998 . . .

ROOKIE SACK TANDEM: When Mixon's sack total is combined with fellow rookie lineman Lorenzo Bromell's eight, Miami had the top rookie sack tandem in the NFL in 1998:

TOP NFL ROOKIE SACK TANDEM IN 1998

TEAM	PLAYER	SACKS	PLAYER	SACKS	TOTAL
MIAMI	LORENZO BROMELL	8.0	KENNY MIXON	2.0	10.0
Green Bay	Vonnie Holiday	8.0	Billy Lyon	1.0	9.0
Dallas	Greg Ellis	3.0	Michael Myers	3.0	6.0
Cincinnati	Brian Simmons	3.0	Takeo Spikes	2.0	5.0

Only one tandem per team is included, therefore top tandems do not include Jude Waddy of Green Bay (1.0) and Steve Foley of Cincinnati (2.0).

PLAYOFFS: Started both playoff games following the 1998 season at right end . . . Tallied six tackles and a pass defended . . . Made NFL postseason debut in a starting role in First-Round matchup vs. Buffalo (1/2/99) . . . Registered three tackles and a pass defended . . .

POSTSEASON HONORS: Was an All-Rookie selection by Football News and Football Digest.

COLLEGE

Was a four-year letterman at LSU . . . Played in 30 games with 14 starts in his four-year career, and posted 100 total tackles, ten sacks, a fumble recovery and a forced fumble . . . Started all 11 contests at right end his senior season and notched a career-high 60 tackles, including seven sacks and 14 stops behind the line of scrimmage . . . As a redshirt freshman in 1994, returned a blocked punt 23 yards for a touchdown against Mississippi . . . Majored in general studies.

PERSONAL

Single, resides in Weston, Fla. . . Named all-state, all-district and district most valuable player, and Central Louisiana Player of the Year as a senior at Pineville (La.) High School . . . Recorded 198 tackles, four fumble recoveries, four forced fumbles and four blocked kicks as a senior


... Lettered three times in track, where he competed in the hurdles and the shot put ... Has participated in events benefiting the Cystic Fibrosis Foundation ... Enjoys fishing in his spare time ... Lists "Scarface" as favorite movie, "Martin" as favorite television show, and Master P as favorite recording artist ... Full name is Kenneth Jermaine Mixon, born May 31, 1975, in Sun Valley, Calif.

NFL REGULAR SEASON STATISTICS									
YEAR	TEAM	G-S	TACK.	ASST.	TOTAL	FUM. REC.	FOR. FUM.	QB SACK	YDS LOST
1998	Miami	16-16	30	21	51	0	0	2	13.0

NFL PLAYOFF STATISTICS									
YEAR	TEAM	G-S	TACK.	ASST.	TOTAL	FUM. REC.	FOR. FUM.	QB SACK	YDS LOST
1998	Miami	2-2	5	1	6	0	0	0	0.0

ADDITIONAL STATS

Blocked Field Goal: 1 in 1998
 Passes Defensed: (P-1)



RICH OWENS

6-6 • 275

Defensive End

#96

Born: 5/22/72

College: Lehigh '95

Acquired: UFA (Wash.), 1999 • Signed Through: 2000

NFL: Fifth Season • Dolphins: First Season

PRO CAREER

1998 – Signed a two-year contract with the Dolphins as an unrestricted free agent from Washington on March 16, 1999 ... Spent the entire 1998 season on the Redskins' Injured Reserve list ... Sustained a torn anterior cruciate ligament in his left knee during the second preseason game, at Tennessee (8/15) ... Underwent reconstructive surgery to repair the damage ... Was placed on I/R on August 25.

1997 – Played in all 16 games, starting 15 of them at right tackle ... Finished the year with 61 total tackles, 3.5 sacks, a fumble recovery, a forced fumble and a career-best nine passes defensed ... Tackle total ranked eighth on the club, while 3.5 sacks were fifth-most ... Amassed a season-high eight tackles in opener at Carolina (8/31) ... Had five tackles and two passes defensed vs. Arizona (9/14) ... Had his best outing of the season vs. Jacksonville (9/28) when he posted six tackles, two sacks and a pass defensed. ... Recovered a fumble vs. Dallas (10/13) that led to a touchdown. ... Did not start at Chicago (11/2) due to recurring back spasms. ... Was credited with seven tackles and a pass defensed vs. St. Louis (11/30).

1996 – Started all 16 contests at right defensive end and turned in the most productive season of his NFL career ... Finished with 73 total tackles, including a team-high 11 sacks, which were the most by a Redskins defensive lineman since Charles Mann tallied 11 in 1991 ... Tackle total ranked eighth on the team ... Also forced a team-high three fumbles and batted down two passes on the year. ... Established a career-high with two sacks at N.Y. Giants (9/15) ... Notched six tackles at St. Louis (9/22) ... Had five tackles, including a sack, at New England (10/13) ... Went through a stretch of three games (10-12), where he amassed four sacks ... Posted four tackles and a sack vs. Arizona (11/10) ... Came up with seven tackles and a sack

at Philadelphia (11/17) . . . Recorded five tackles and a pair of sacks vs. San Francisco (11/24) . . . Also had two sacks at Tampa Bay (12/8), giving him six sacks over a five week span.

1995 – Appeared in ten games, starting three of them during his rookie season . . . Finished with 34 total tackles, three sacks and a forced fumble . . . Did not see action until week seven, at Arizona (10/15), due to a fractured arm sustained in the second preseason game, vs. Houston in Nashville, Tenn. (8/12) . . . Registered the first sack of his career, in addition to a forced fumble, vs. Philadelphia (11/26) . . . Made first career NFL start, at N.Y. Giants (12/10), in place of an injured Sterling Palmer, and responded with eight tackles and a sack . . . Fifth-round draft choice (152nd overall) of Washington in 1995.

COLLEGE

Played four years at Lehigh . . . Had his most productive season as a senior when he amassed 36 tackles, five sacks and ten stops behind the line of scrimmage . . . Majored in graphic design.

PERSONAL

Single . . . Lettered two years as a defensive end and tight end at Lincoln High School in Philadelphia, Pa . . . Served as a team co-captain his senior season . . . Also lettered in track and wrestling in high school . . . Was very involved in community activities during his tenure in Washington . . . Spent a great deal of time speaking to children at area schools . . . Born May 22, 1972 in Philadelphia, Pa.


NFL REGULAR SEASON STATISTICS									
YEAR	TEAM	G-S	TACK.	ASST.	TOTAL	FUM. REC.	FOR. FUM.	QB SACK	YDS LOST
1995	Washington	10-3	14	20	34	0	1	3	-
1996	Washington	16-16	40	33	73	0	3	11	-
1997	Washington	16-15	43	18	61	1	1	3½	-
1998	Washington	INJURED RESERVE (knee)							
4-YEAR TOTALS		42-34	97	71	168	1	5	17½	-

ADDITIONAL STATS

Passes Defensed: 2 in 1996, 9 in 1997 for total of 11

SINGLE-GAME HIGHS

Most Sacks:
 2.0 at N.Y. Giants, 9/15/96
 2.0 vs. San Francisco, 11/24/96
 2.0 at Tampa Bay, 12/8/96
 2.0 vs. Jacksonville, 9/28/97



BERNIE PARMALEE

5-11 • 210

Running Back

Born: 9/16/67

College: Ball State '92

Acquired: FA, 1992 • Signed Through: 1999

NFL: Eighth Season • Dolphins: Eighth Season

#30

PRO CAREER

1998 – Played in 15 regular season games, all in a reserve role . . . Also appeared in both playoff contests, starting one of them . . . Finished the regular season with 20 yards rushing on

eight carries and caught 21 passes for 221 yards ... Along with O.J. Brigance, served as a co-captain on special teams ... Led that unit with 30 tackles ... Led Dolphins in both receiving and receiving yardage at N.Y. Jets (10/4) with three catches for 37 yards, including a long of 20 ... Also came up with three special teams tackles in the Jets game ... Had two receptions for 27 yards, including a season-long catch of 23, the following week at Jacksonville (10/12), when he also registered three tackles on special teams ... Also rushed for 15 yards on three carries in the Jaguars game, and in the process moved past Lorenzo Hampton into tenth on the Dolphins' all-time rushing list ... Against New England (10/25), had two catches for 36 yards, including a 16-yard reception with 1:25 left in regulation to set up a game-tying field goal in a contest that the Dolphins won, 12-9, in overtime ... Also tallied a season-high five special teams tackles in the Patriots game ... Had three special teams tackles at Buffalo (11/1) ... Was awarded a game ball on special teams vs. Indianapolis (11/8) when he tallied two tackles ... Recorded three stops on special teams at Carolina (11/15) ... Missed contest vs. New Orleans (11/29) with a shoulder injury ... Had a season-high four receptions, totaling 35 yards, at Oakland (12/6), when he also posted three tackles on special teams ... Underwent surgery on his left shoulder on January 11, 1999 ... The surgery was performed by team physician Dr. John Uribe at HealthSouth Doctor's Hospital in Coral Gables ...

PLAYOFFS: Appeared in both playoff games following the 1998 season, starting one of them ... Rushed for 24 yards on nine attempts, caught five passes for 24 yards and tied for the team-lead with three special teams tackles ... Opened as a lone running back in Divisional contest at Denver (1/9/99) ... Led team with 14 yards rushing on seven carries, and added five receptions for 24 yards in the Broncos contest ... In his career, has played in seven postseason games, starting five of them ... Has rushed for 150 yards and a touchdown on 53 attempts, and caught 16 passes for 130 yards.

CAREER RUSHING YARDS: Parmalee has rushed for 1,959 yards and 15 touchdowns on 513 attempts in his NFL career ... His rushing total ranks tenth on the team's all-time chart ... With 171 more yards, he would surpass Benny Malone (2,129) into ninth:

DOLPHINS ALL-TIME RUSHING LEADERS

PLAYER	YEARS	YARDS	PLAYER	YEARS	YARDS
1. Larry Csonka	1968-74, 79	6,737	6. Mark Higgs	1990-94	2,648
2. Mercury Morris	1969-75	3,877	7. Delvin Williams	1978-80	2,632
3. Jim Kiick	1968-74	3,644	8. Andra Franklin	1981-84	2,232
4. Tony Nathan	1979-87	3,543	9. Benny Malone	1974-78	2,129
5. Karim Abdul-Jabbar	1996-98	2,968	10. BERNIE PARMALEE	1992-98	1,959

100-YARD RUSHING GAMES: Parmalee has six 100-yard rushing games in his career, three in 1995 and three in 1994: 102 yards on Nov. 26, 1995, at Indianapolis; 103 yards on Nov. 5, 1995 at San Diego; 120 yards on Oct. 22, 1995, at N.Y. Jets, 127 yards on Dec. 12, 1994, vs. Kansas City; 123 yards at New England on October 30, 1994; and 150 yards vs. L.A. Raiders on Oct. 16, 1994 ... His three 100-yard games in 1995 was the second time he gained 100 or more yards three times in a single season (he also had three 100-yard games in 1994), and it ties him for fourth place on Dolphins' all-time list of most 100-yard games in a single season ... His six career 100-yard games ties him with Delvin Williams for sixth place on the Dolphins' all-time list of most career 100-yard rushing games:

MOST 100-YARD RUSHING GAMES IN DOLPHINS HISTORY

PLAYER	YEARS	100-YARD RUSHING GAMES
1. Larry Csonka	1968-74, 1979	15
2. Mercury Morris	1969-75	10
3. Karim Abdul-Jabbar	1996-98	9
4. Benny Malone	1974-78	8
5. Mark Higgs	1990-94	7
6. BERNIE PARMALEE	1992-98	6
Delvin Williams	1978-80	6

1997 - Played in all 16 regular season games with four starts ... All four starting assignments came at fullback ... Finished with 59 yards rushing on 18 attempts, and 28 catches for 301 yards and one touchdown ... Reception total tied for fifth on the team ... Placed first on the Dolphins' special teams unit with 31 total tackles ... Made starting debut at

fullback, at Tampa Bay (9/21) . . . Also opened contests vs. N.Y. Jets (10/12), at Baltimore (10/19) and vs. Chicago (10/27) . . . Only score of the season came on a seven-yard reception from Dan Marino, vs. Kansas City (10/5), when he caught four passes for 32 yards . . . Caught a season-high six passes for 91 yards, at N.Y. Jets (10/12) . . . The six catches equaled a career-high that he set on three previous occasions, while his 91 receiving yards also matched a career-best, tying the figure that he first established on November 12, 1995 vs. New England . . . Also was credited with four assists on special teams in the Jets game . . . Along with O.J. Brigance, was named a co-captain on special teams in a vote of his teammates on November 5 . . . Tallied four total tackles on special teams vs. N.Y. Jets (11/9) . . . Amassed a season-high 46 yards rushing on 11 carries, including a long run of 12 yards, at Oakland (11/30) . . . Contributed four tackles on special teams vs. Detroit (12/7) . . . Started at running back in First-Round Playoff game at New England (12/28) and led team with 22 yards rushing on nine carries . . . Also caught three passes for 13 yards.

1996 – Played in all 16 games . . . Finished third on team in rushing with 25 carries for 80 yards and added 21 catches for 189 yards . . . Contributed with eight tackles on special teams . . . Rushed for season-high 32 yards on eight carries, including a season-long run of 17 yards, against New England (9/1) . . . Had season-high four catches for 48 yards at New England (11/3) . . . Tied season-best with four receptions to go along with season-high 50 receiving yards, at Oakland (12/1).

1995 – Had most productive season of NFL career . . . Played in all 16 regular season games with 12 starts and started playoff contest . . . Finished with 236 carries for 878 yards (3.7 avg.) with a long of 40 yards and nine touchdowns . . . Added 39 receptions for 345 yards with a long of 35 yards and one score . . . Set career-highs in rushing yards, receptions, receiving yards, rushing touchdowns and total touchdowns . . . His rushing yards led the team (12th-highest season rushing total in club history) and finished eighth in AFC . . . Became just fourth back (now fifth) in club history to rush for 800 or more yards in two or more seasons (he had 868 in 1994), joining Larry Csonka (1970-73, 1979), Mercury Morris (1972-73), Mark Higgs (1991-92), and Karim Abdul-Jabbar (1996-98) . . . Also led club and ranked 12th in AFC in total yards from scrimmage with 1,223 yards (878 yards rushing and 345 yards receiving) . . . Ranked second on team with 60 points (nine touchdowns rushing and one touchdown receiving) . . . Led Dolphins in rushing on ten occasions, in receptions once and in receiving yards once . . . Started season-opener against N.Y. Jets (9/3) and led club with 52 yards rushing on 16 carries and scored two touchdowns, his second multiple touchdown game of career . . . Gained 72 yards on 15 carries and added three receptions for 22 yards at New England (9/10) . . . Came off bench against Pittsburgh (9/18) and scored a touchdown to go along with 13 yards on eight carries . . . Caught three passes for 41 yards, including a career-best 35-yarder, against Indianapolis (10/8) . . . Started at N.Y. Jets and led club in rushing with 120 yards on 24 carries and added six receptions for 12 yards . . . Led club against Buffalo (10/29) with 83 yards on 20 carries and a touchdown and added season-high 48 receiving yards on three receptions . . . Had a team-high 103 rushing yards on 19 carries (including a 40-yarder) at San Diego (11/5) . . . Notched a season-high 91 receiving yards on six receptions against New England (11/12) . . . Scored a touchdown and ran for 34 yards on nine carries against San Francisco (11/20) . . . Had third 100-yard game of season (tying single-season career-high achieved in 1994) by rushing for 102 yards on 20 carries at Indianapolis (11/26) . . . Ran for 70 yards on 19 carries and a touchdown and added four catches for 19 yards at Atlanta (12/3) . . . Tallied 83 yards on 24 carries and added two receptions for nine yards vs. Kansas City (12/11) . . . Started AFC First-Round Playoff game at Buffalo (12/30) and ran five times for 13 yards and caught four passes for 51 yards . . . Underwent surgery on right knee to repair torn anterior cruciate ligament by Dr. John Uribe and Dr. Dan Kanell at Doctors Hospital in Coral Gables on January 19, 1996.

1994 – Played in 15 games with ten starts in regular season and started both playoff contests . . . Finished with 216 carries for 868 yards (4.0 yards per rush) with six touchdowns . . . Added 34 receptions for 249 yards and one touchdown . . . Ranked eighth in AFC and 16th in NFL in rushing, 14th in AFC in total yards from scrimmage, and tied for 11th in AFC and tied for 25th in NFL in touchdowns . . . Led team in rushing 11 times during season . . . Gained 736 yards on 182 carries (4.0 yards per carry) in his ten starts for an average of 73.6 yards per game . . . If those ten games were projected over a 16-game schedule, he would have totaled 1,178 rushing yards . . .

BIGGEST RUSHING IMPROVEMENT: Parmalee was the NFL's most improved running back in 1994 . . . After gaining only 16 rushing yards in 1993, his increase to 868 yards in 1994 was an improvement of 852 yards . . . That total was the largest single-season rushing

improvement in Dolphins history and also was the largest improvement by any NFL running back in 1994 from his 1993 total (not counting rookie running back totals, and Minnesota's Terry Allen, who missed the entire 1993 season on Injured Reserve):

MIAMI DOLPHINS SINGLE SEASON RUSHING IMPROVEMENT					
PLAYER	FIRST SEASON	YARDS	SECOND SEASON	YARDS	IMPROVEMENT
1. BERNIE PARMALEE	1993	16	1994	868	+ 852
2. Mark Higgs	1990	67	1991	905	+ 838
3. Mercury Morris	1971	315	1972	1,000	+ 685
4. Benny Malone	1975	220	1976	797	+ 577
5. Lorenzo Hampton	1985	369	1986	830	+ 461

1994 NFL INDIVIDUAL SINGLE SEASON RUSHING IMPROVEMENT				
PLAYER	TEAM	1993 YARDS	1994 YARDS	IMPROVEMENT
1. BERNIE PARMALEE	MIAMI	16	868	+ 852
2. Harvey Williams	L.A. Raiders	149	983	+ 834
3. Barry Sanders	Detroit	1,115	1,883	+ 768
4. Natrone Means	San Diego	645	1,350	+ 705
5. Leroy Hoard	Cleveland	227	890	+ 663

BACK-TO-BACK RUSHING YARDAGE: Parmalee posted the most productive two-game streak of any running back in team history . . . Had combined total of 273 rushing yards in consecutive games (150 yards on 30 carries on October 16 against the L.A. Raiders and 123 yards on 25 carries on October 30 at New England) to set a team record for rushing yards in consecutive games, breaking the former team record of 258 yards rushing in back-to-back games that was set by Mercury Morris in 1973:

MOST RUSHING YARDS IN BACK-TO-BACK GAMES		
PLAYER	COMBINED RUSHING YARDS	BACK-TO-BACK GAMES
BERNIE PARMALEE	273	30 carries for 150 yards vs. L.A. Raiders, 10/16/94 25 carries for 123 yards at New England, 10/30/94
Mercury Morris	258	15 carries for 197 yards vs. New England, 9/30/73 18 carries for 61 yards at N.Y. Jets, 10/7/73
Mark Higgs	257	30 carries for 146 yards at Buffalo, 9/1/91 27 carries for 111 yards vs. Indianapolis, 9/8/91

GAME HIGHLIGHTS: Rushed for 37 yards on ten carries and first career touchdown, against N.Y. Jets (9/18) . . . Saw extensive action at Minnesota (9/25) in place of an injured Terry Kirby and led team in rushing with 22 yards on six carries and a score and added one catch for nine yards . . . Came off bench to lead team with 73 yards on 18 carries and added three catches for minus-two yards at Cincinnati (10/2) . . . Made first NFL start, at Buffalo (10/9), and had team-high 91 rushing yards on 15 carries with long of 27 yards . . . Earned game balls for both offense and special teams against L.A. Raiders (10/16) with 150 rushing yards on 30 carries, while also recovering a fumble off a Tim Brown punt return that eventually led to a Miami touchdown . . . Rushing total was most by a Dolphins player since Sammie Smith gained 159 yards at New England on September 9, 1990 . . . Parmalee's 30 rushing attempts is the fourth highest single-game total in Dolphins history (behind 33 carries by Larry Csonka against Minnesota in Super Bowl VIII on January 13, 1974; 33 carries by Karim Abdul-Jabbar vs. Pittsburgh on September 20, 1998; and 31 carries by Mercury Morris at Green Bay on October 5, 1975) . . . Had second consecutive 100-yard game, at New England (10/30), with 123 yards on 25 carries and added four receptions for 21 yards . . . Marked the ninth time in team history a runner had consecutive 100 rushing yard games, tying the club record (the last was Mark Higgs in 1991) and his total of 273 yards rushing in those two contests set a team record for rushing yards in consecutive games, surpassing the previous two-game best of 258 rushing yards by Mercury Morris in successive games in 1973 . . . Had team-high 81 yards on

22 carries and added two catches for 11 yards against Indianapolis (11/6) before being forced from game permanently in second half with right knee and shoulder injuries . . . Missed contest against Chicago (11/13) due to a knee injury . . . Returned to starting role at Pittsburgh (11/20) and gained 29 yards on 16 carries . . . Named AFC Offensive Player of the Week with 19 carries for 127 yards and one touchdown and adding two catches for 32 yards and a touchdown against Kansas City (12/12) . . . It was his first time winning that honor, and was just the second time a Dolphins running back had captured that award (Troy Stradford was named as the Offensive Player of the Week following the 11th weekend of the 1987 season) . . . Closed regular season against Detroit (12/25) with 18 carries for 39 yards and three touchdowns and added five catches for 47 yards . . . Tied a team record for most rushing touchdowns in a game, which was accomplished 12 previous times, most recently by Sammie Smith against New England on December 10, 1989 . . . Started both playoff games . . . Led team in rushing with 73 yards on 25 carries and one touchdown, and added four catches for 42 yards . . . Rushed for 57 yards on 18 carries and scored one touchdown, and added two catches for 34 yards in First-Round Playoff game against Kansas City (12/31) . . . Recorded 16 yards on seven carries in Divisional Playoff game at San Diego (1/8/95).

1993 – Played in all 16 games . . . Finished with four carries for 16 yards and one reception for one yard . . . Tied for second on team with ten special teams tackles . . . Recorded only carries of the season, at San Diego (12/27), by gaining 16 yards on four carries, including a long run of 12 yards . . . Also recorded first career NFL reception with one catch for a one-yard gain against Chargers.

1992 – Played in ten regular season games and one playoff contest as a rookie . . . Saw action as a reserve running back and kickoff returner . . . Signed by Miami as an undrafted free agent on May 1, 1992 . . . Rushed six times for 38 yards with a long of 20 yards . . . Added seven special teams tackles and 14 kickoff returns for 289 yards for a 20.6 average and a long of 32 yards . . . Waived on final roster cut on August 31 . . . Signed for team's practice squad on September 1 . . . Activated by team on October 21 after running back Aaron Craver was placed on Injured Reserve . . . Saw first NFL action, vs. Houston (10/22) . . . Had only rushing attempts of regular season, at Indianapolis (11/8), with six carries for 38 yards . . . Saw action in AFC Divisional Playoff game vs. San Diego (1/10/93) and rushed five times for 18 yards with a long of six yards . . . Was de-activated on January 16, 1993, and missed AFC Championship game.

COLLEGE

Four-year starter at Ball State . . . Graduated as school's all-time leading rusher with 805 carries for 3,483 yards and 26 touchdowns . . . Added 96 catches for 812 yards and three scores . . . Had 16 career games of over 100 yards . . . Named second-team All-Mid American Conference as a senior . . . Recorded 215 rushes for 1,010 yards and five scores . . . Had 30 receptions for 185 yards and one TD . . . Registered a career-high 169 yards and a touchdown against Illinois State . . . Became the school's all-time leading rusher during junior campaign . . . Recorded 181 carries for 662 yards and five scores . . . Named as conference Freshman of the Year as he rushed for 1,064 yards and 13 TDs . . . Holds B.A. in business administration.

PERSONAL

Married to Angela, couple resides in Ft. Lauderdale, Fla., with daughter, Nakia Marie, and sons, Tre Bernard and Torian . . . Attended Lincoln High School in Jersey City, N.J. . . Lettered in football (once) and baseball (three times) . . . Enjoys golf and bowling . . . Has participated in events for the Cystic Fibrosis Foundation . . . Helped hand out turkeys to needy families in South Florida and also helped distribute food at a shelter in Ft. Lauderdale for the Daily Bread Food Bank . . . Full name is Bernard Parmalee, born September 16, 1967, in Jersey City, N.J.

NFL REGULAR SEASON STATISTICS											
YEAR	TEAM	G-S	RUSHING					RECEIVING			
			ATT.	YDS.	AVG.	LG	TD	NO.	YDS.	LG	TD
1992	Miami	10-0	6	38	6.3	20	0	0	0	0	0
1993	Miami	16-0	4	16	4.0	12	0	1	1	1	0
1994	Miami	15-10	216	865	4.0	47t	6	34	249	22	1
1995	Miami	16-12	236	878	3.7	40	9	39	345	35	1
1996	Miami	16-0	25	80	3.2	17	0	21	189	17	0
1997	Miami	16-4	18	59	3.3	12	0	28	301	29	1
1998	Miami	15-0	8	20	2.5	10	0	21	221	23	0
7-YEAR TOTALS		104-26	513	1959	3.8	47t	15	144	1306	35	3

NFL PLAYOFF STATISTICS											
YEAR	TEAM	G-S	RUSHING					RECEIVING			
			ATT.	YDS.	AVG.	LG	TD	NO.	YDS.	LG	TD
1992	Miami	1-0	5	18	3.6	6	0	0	0	0	0
1994	Miami	2-2	25	73	2.9	16	1	4	42	26	0
1995	Miami	1-1	5	13	2.6	7	0	4	51	19	0
1997	Miami	1-1	9	22	2.4	5	0	3	13	9	0
1998	Miami	2-1	9	24	2.7	12	0	5	24	9	0
PLAYOFF TOTALS		7-5	53	150	2.8	16	1	16	130	26	0

ADDITIONAL STATS

Kickoff Returns: 14 for 289 yards, 20.6 avg., long 32 in 1992; 2 for 0 yards in 1994 for total of 16 for 289 yards, 18.8 avg., long 32

Special Teams Tackles: 7 in 1992, 10 in 1993, 9 in 1994, 5 in 1995, 8 in 1996, 31 in 1997, 30 in 1998 for total of 100 (P-4)

Miscellaneous Tackles: 1 in 1992, 2 in 1994, 1 in 1998 for total of 4 (P-1)

Fumble Recoveries: 1 in 1998

SINGLE-GAME HIGHS

Most Rushing Yards: 150 vs. L.A. Raiders, 10/16/94
 127 vs. Kansas City, 12/12/94
 123 at New England, 10/30/94
 120 at N.Y. Jets, 10/22/95
 103 at San Diego, 11/5/95
 102 at Indianapolis, 11/26/95

Most Rushing Attempts: 30 vs. L.A. Raiders, 10/16/94
 25 at New England, 10/30/94
 24 at N.Y. Jets, 10/22/95
 24 vs. Kansas City, 12/11/95
 22 vs. Indianapolis, 11/6/94

Most Rushing TDs: 3 vs. Detroit, 12/25/94
 2 vs. N.Y. Jets, 9/3/95
 2 at St. Louis, 12/24/95

Longest Runs: 47t vs. Kansas City, 12/12/94
 40 at San Diego, 11/5/95
 27 at Buffalo, 10/9/94
 27 vs. Kansas City, 12/11/95
 26 vs. L.A. Raiders, 10/16/94

Most Receptions: 6 at N.Y. Jets, 11/27/94
 6 at N.Y. Jets, 10/22/95
 6 vs. New England, 11/12/95
 6 at N.Y. Jets, 10/12/97
 5 at Indianapolis, 12/18/94
 5 vs. Detroit, 12/25/95

*5 at Denver, 1/9/99
Most Receiving Yards: 91 vs. New England, 11/12/95
 91 at N.Y. Jets, 10/12/97
 50 at Oakland, 12/1/96
 48 vs. Buffalo, 10/29/95
 48 at New England, 11/3/96
Longest Receptions: 47 vs. Detroit, 12/25/94
 35 vs. Indianapolis, 10/8/95
 31t vs. New England, 11/12/95
 29 at N.Y. Jets, 10/12/97
 26 vs. Buffalo, 10/29/95
 23 at Jacksonville, 10/12/98
Most Receiving TDs: 1 vs. Kansas City, 12/12/94
 1 vs. New England, 11/12/95
 1 vs. Kansas City, 10/5/97

* Playoff game

100-YARD RUSHING GAMES (6)

DATE	OPPONENT	ATT.	YDS.	LG	TD
10/16/94	L.A. RAIDERS	30	150	26	0
10/30/94	at New England	25	123	17	0
12/12/94	KANSAS CITY	19	127	47t	1
10/22/95	at N.Y. Jets	24	120	25	0
11/5/95	at San Diego	19	103	40	0
11/26/95	at Indianapolis	20	102	15	0

RUSHING BREAKDOWN

	1998						CAREER					
	G	NO	YDS	AVG	LG	TD	G	NO	YDS	AVG	LG	TD
Buffalo	2	1	4	4.0	4	0	13	62	238	3.8	27	2
Indianapolis	2	0	0	0.0	0	0	14	78	295	3.8	20	0
Miami	-	-	-	-	-	-	-	-	-	-	-	-
New England	2	2	3	1.5	5	0	13	66	286	4.3	17	0
N.Y. Jets	2	1	-2	-2.0	-2	0	14	61	237	3.9	25	3
AFC East	8	4	5	1.3	5	0	54	267	1056	4.0	27	5
Baltimore	-	-	-	-	-	-	1	0	0	0.0	0	0
Cincinnati	-	-	-	-	-	-	2	24	95	4.3	12	0
Cleveland	-	-	-	-	-	-	1	0	0	0.0	0	0
Jacksonville	1	3	15	5.0	10	0	1	3	15	5.0	10	0
Pittsburgh	1	0	0	0.0	0	0	5	25	52	2.1	10	1
Tennessee	-	-	-	-	-	-	3	1	5	5.0	5	0
AFC Central	2	3	15	5.0	10	0	13	53	167	3.2	12	1
Denver	1	0	0	0.0	0	0	1	0	0	0.0	0	0
Kansas City	-	-	-	-	-	-	4	44	216	4.9	47	1
Oakland	1	0	0	0.0	0	0	5	42	191	4.5	26	0
San Diego	-	-	-	-	-	-	2	23	119	5.2	40	0
Seattle	-	-	-	-	-	-	1	0	0	0.0	0	0
AFC West	2	0	0	0.0	0	0	13	109	526	4.8	47	1
AFC Total	12	7	20	2.9	10	0	80	429	1749	4.1	47	7
Arizona	-	-	-	-	-	-	1	5	8	1.6	4	0
Dallas	-	-	-	-	-	-	2	0	0	0.0	0	0
N.Y. Giants	-	-	-	-	-	-	2	1	-1	-1.0	-1	0
Philadelphia	-	-	-	-	-	-	2	0	0	0.0	0	0
Washington	-	-	-	-	-	-	1	0	0	0.0	0	0
NFC East	-	-	-	-	-	-	8	6	7	1.2	4	0
Chicago	-	-	-	-	-	-	1	1	0	0.0	0	0
Detroit	-	-	-	-	-	-	2	19	38	2.0	8	3
Green Bay	-	-	-	-	-	-	2	1	2	2.0	2	0
Minnesota	-	-	-	-	-	-	1	6	22	3.7	10	1
Tampa Bay	-	-	-	-	-	-	1	0	0	0.0	0	0
NFC Central	-	-	-	-	-	-	7	27	62	2.3	10	4

RUSHING BREAKDOWN


	1998						CAREER					
	G	NO	YDS	AVG	LG	TD	G	NO	YDS	AVG	LG	TD
Atlanta	1	0	0	0.0	0	0	2	19	70	3.7	12	1
Carolina	1	0	0	0.0	0	0	1	0	0	0.0	0	0
New Orleans	-	-	-	-	-	-	2	8	9	1.1	7	0
St. Louis	1	1	0	0.0	0	0	2	15	28	1.9	12	2
San Francisco	-	-	-	-	-	-	2	9	34	3.8	13	1
NFC West	3	1	0	0.0	0	0	9	51	141	2.8	13	4
NFC Total	3	1	0	0.0	0	0	24	84	210	2.5	13	8
Aug./Sept.	3	0	0	0.0	0	0	21	72	250	3.5	24	5
Oct.	4	6	11	1.8	10	0	26	162	711	4.4	27	1
Nov.	4	2	9	4.5	5	0	29	135	549	4.1	40	1
Dec./Jan.	4	0	0	0.0	0	0	28	144	449	3.1	47	8
Games 1-8	8	7	15	2.1	10	0	50	235	966	4.1	27	6
Games 9-16	7	1	5	5.0	5	0	54	278	993	3.6	47	9
Home	7	2	-2	-1.0	0	0	51	251	949	3.8	27	11
Road	8	6	22	3.7	10	0	53	262	1010	3.9	47	4
Wins	9	2	-2	-1.0	0	0	60	334	1335	4.0	47	12
Losses	6	6	22	3.7	10	0	44	179	624	3.5	27	3
Ties	-	-	-	-	-	-	-	-	-	-	-	-
Grass	11	6	18	3.0	10	0	72	341	1347	4.0	47	11
Turf	4	2	2	1.0	4	0	32	172	612	3.6	27	4
1st Down	15	2	8	4.0	10	0	104	294	1217	4.1	47	11
2nd Down	15	2	4	2.0	4	0	104	151	518	3.4	12	3
3rd Down	15	4	8	2.0	5	0	104	58	203	3.5	12	1
4th Down	15	0	0	0.0	0	0	104	10	21	2.1	4	0
1st Half	15	5	24	4.8	10	0	104	245	972	4.0	27	6
2nd Half	15	3	-4	-1.3	0	0	104	262	246	0.94	47	9
Overtime	1	0	0	0.0	0	0	6	6	41	6.8	26	0

RECEIVING BREAKDOWN

	1998						CAREER					
	G	NO	YDS	AVG	LG	TD	G	NO	YDS	AVG	LG	TD
Buffalo	2	2	7	3.5	4	0	13	11	104	9.5	26	0
Indianapolis	2	3	33	11.0	18	0	14	18	177	9.8	35	0
Miami	-	-	-	-	-	-	-	-	-	-	-	-
New England	2	4	40	10	20	0	13	23	247	10.7	20	1
N.Y. Jets	2	5	61	12.2	20	0	14	25	224	9.0	29	0
AFC East	8	14	141	10.1	20	0	54	77	752	9.8	35	1
Baltimore	-	-	-	-	-	-	1	3	27	9.0	18	0
Cincinnati	-	-	-	-	-	-	2	3	-2	-0.6	6	0
Cleveland	-	-	-	-	-	-	1	0	0	0.0	0	0
Jacksonville	1	2	27	13.5	23	0	1	2	27	13.5	23	0
Pittsburgh	1	0	0	0.0	0	0	5	6	46	7.7	19	0
Tennessee	-	-	-	-	-	-	3	6	58	9.7	16	0
AFC Central	2	2	27	13.5	23	0	13	20	156	7.8	23	0
Denver	1	0	0	0.0	0	0	1	0	0	0.0	0	0
Kansas City	-	-	-	-	-	-	4	8	73	9.1	22	2
Oakland	1	4	35	8.8	21	0	5	9	97	10.8	21	0
San Diego	-	-	-	-	-	-	2	2	10	5.0	9	0
Seattle	-	-	-	-	-	-	1	0	0	0.0	0	0
AFC West	2	4	35	8.8	21	0	13	19	180	9.5	22	2
AFC Total	12	20	203	10.2	23	0	80	116	1088	9.4	35	3
Arizona	-	-	-	-	-	-	1	1	2	2.0	2	0
Dallas	-	-	-	-	-	-	2	2	23	11.5	13	0
N.Y. Giants	-	-	-	-	-	-	2	2	14	7.0	10	0
Philadelphia	-	-	-	-	-	-	2	0	0	0.0	0	0
Washington	-	-	-	-	-	-	1	0	0	0.0	0	0
NFC East	-	-	-	-	-	-	8	5	39	7.8	13	0
Chicago	-	-	-	-	-	-	1	2	16	8.0	9	0
Detroit	-	-	-	-	-	-	2	7	65	9.3	20	0
Green Bay	-	-	-	-	-	-	2	1	11	11.0	11	0
Minnesota	-	-	-	-	-	-	1	1	9	9.0	9	0
Tampa Bay	-	-	-	-	-	-	1	1	1	1.0	1	0
NFC Central	-	-	-	-	-	-	7	12	102	8.5	20	0

RECEIVING BREAKDOWN

	1998						CAREER					
	G	NO	YDS	AVG	LG	TD	G	NO	YDS	AVG	LG	TD
Atlanta	1	0	0	0.0	0	0	2	4	19	4.8	6	0
Carolina	1	0	0	0.0	0	0	1	0	0	0.0	0	0
New Orleans	-	-	-	-	-	-	2	3	25	8.3	15	0
St. Louis	1	1	18	18.0	18	0	2	2	20	10.0	18	0
San Francisco	-	-	-	-	-	-	2	2	13	6.5	8	0
NFC West	3	1	18	18.0	18	0	9	11	77	7.0	18	0
NFC Total	3	1	18	18.0	18	0	24	28	218	7.8	20	0
Aug/Sept.	3	1	5	5.0	5	0	21	12	103	8.6	16	0
Oct.	4	8	118	14.8	23	0	26	47	452	9.6	35	1
Nov.	4	6	39	6.5	18	0	29	43	389	9.0	31	1
Dec./Jan.	4	6	59	9.8	21	0	28	42	362	8.6	22	1
Games 1-8	8	11	130	11.8	23	0	50	61	562	9.2	35	1
Games 9-16	7	10	91	9.1	21	0	54	83	744	9.0	31	2
Home	8	7	106	15.1	20	0	52	60	643	10.7	35	3
Road	8	14	115	8.2	23	0	53	84	663	7.9	29	0
Wins	9	8	86	10.8	21	0	60	71	614	8.6	26	2
Losses	6	13	135	10.4	23	0	44	73	692	9.5	35	1
Ties	-	-	-	-	-	-	-	-	-	-	-	-
Grass	11	15	172	11.5	23	0	72	92	913	9.9	35	3
Turf	4	6	49	8.2	20	0	32	52	393	7.6	29	0
1st Down	15	4	20	5.0	6	0	104	56	467	8.3	31	1
2nd Down	15	5	61	12.2	18	0	104	52	495	9.5	35	2
3rd Down	15	11	129	11.7	23	0	104	34	321	9.4	23	0
4th Down	15	1	11	11.0	11	0	104	2	23	11.5	12	0
1st Half	15	11	81	7.4	20	0	104	67	593	8.9	31	3
2nd Half	15	10	140	14.0	23	0	104	76	697	9.2	35	0
Overtime	1	0	0	0.0	0	0	6	1	16	16.0	16	0



ED PERRY

6-4 • 265

Tight End

Born: 9/1/74

College: James Madison '97

Acquired: D6d, 1997 • Signed Through: 1999

NFL: Third Season • Dolphins: Third Season

#89

PRO CAREER

1998 – Played in 14 regular season games, including five starts, all when the Dolphins opened with two tight ends . . . Was inactive for two games . . . Saw some time as the snapper on punts and placements during the course of the season . . . Registered five special teams tackles on the year . . . Also appeared in both playoff games, with one start . . . Finished the regular season with 25 receptions for 255 yards . . . Both totals ranked fifth on the team . . . Tied for team-lead with two catches, totaling nine yards, in season-opener at Indianapolis (9/6) . . . Caught a career-high four passes for 26 yards vs. Buffalo (9/13) . . . Recorded three receptions for 31 yards with a long of 25 in a Monday night game at Jacksonville (10/12) . . . Was inactive vs. Indianapolis (11/8) and at Carolina (11/15) . . . Grabbed two passes for a career-high 59 yards, including a career-long catch of 46 yards, in Monday night contest at New England (11/23) . . . Hauled in three passes for 42 yards with a long of 22 vs. N.Y. Jets (12/13) . . .

PLAYOFFS: Saw action in both playoff games following the 1998 season, starting one of them . . . Totaled two receptions for 29 yards with a long of 22, with all of his playoff stats coming in First-Round win vs. Buffalo (1/2/99) . . . Made initial start of NFL postseason career

in Divisional game at Denver (1/9/99), when Troy Drayton was forced to sit out the contest with an ankle injury . . . In his career, has played in three postseason games with one start, and caught two passes for 29 yards.

1997 – Played in 16 games during rookie season with four starts, all as part of a two-tight end set . . . Finished with 11 receptions for 45 yards and a touchdown . . . Contributed seven tackles on special teams . . . Was utilized as a fullback during the year as well . . . Also served as the deep snapper on punts and placements over the course of the season . . . Made first NFL start, vs. Kansas City (10/5), when he also caught his first NFL pass, a two-yard reception from Dan Marino . . . Started vs. N.Y. Jets (11/9) and tied for the team-lead with a season-high three catches totaling 19 yards, including a season-long 10-yard grab . . . Was also credited with four special teams tackles in the Jets game . . . Had two catches for four yards, including a three-yard TD grab from Marino, vs. Buffalo (11/17) in front of a Monday night audience . . . It was Perry's first NFL touchdown, and it was Marino's tenth touchdown pass of the season, each to a different receiver, the first time in NFL history the first ten touchdown passes by a quarterback went to ten different receivers . . . With injury to Frank Wainright (pectoral muscle), served as the team's long snapper on punts for the first game of the season and each of the final six regular season games and playoff contest . . . Handled short snapping duties on placements for each of the last two regular season contests and playoff matchup . . . Saw action in a reserve role in First-Round Playoff game at New England (12/28) . . . Did not have any catches . . . Fourth of four sixth-round draft choices by Miami (177th overall) in 1997.

COLLEGE

Was a four-year letterman and three-year starter at James Madison . . . Finished his career with 113 receptions for 1,283 yards and six touchdowns . . . Blocked two punts in his career . . . Was an All-Yankee Conference choice as a senior when he caught 31 passes for 299 yards, and also handled the deep snapping duties for the Dukes . . . Was a first-team all-conference pick as a junior when he totaled 26 catches for 219 yards . . . Was a first-team all-conference pick and a third-team All-America choice by The Sports Network his sophomore season when he put together career-high numbers of 39 receptions for 533 yards and three touchdowns . . . Saw reserve action as a redshirt freshman in 1993 and caught 17 passes for 232 yards and three scores . . . Majored in sociology.

PERSONAL

Single, resides in Weston, Fla . . . Was an all-region and all-state choice as a senior at Highlands Springs High School in Richmond, Va . . . Earned four letters in football and three in basketball . . . Enjoys collecting rubber bands, watching television and playing basketball in spare time . . . Also spends free time cutting hair, including many of his teammates . . . Lists "Major Payne" as favorite movie, "Martin" as favorite television show and Mary J. Blige as favorite recording artist . . . Assisted in building a house in Little Haiti for Habitat for Humanity during the 1999 offseason . . . Full name is Edward Lewis Perry, Jr., born September 1, 1974 in Richmond, Va.

NFL REGULAR SEASON STATISTICS											
		RECEIVING					RUSHING				
YEAR	TEAM	G-S	NO.	YDS.	AVG.	LG	TD	ATT.	YDS.	LG	TD
1997	Miami	16-4	11	45	4.1	10	1	0	0	0	0
1998	Miami	14-5	25	255	10.2	46	0	0	0	0	0
2-YEAR TOTALS		30-9	36	300	8.3	46	1	0	0	0	0

NFL PLAYOFF STATISTICS											
		RECEIVING					RUSHING				
YEAR	TEAM	G-S	NO.	YDS.	AVG.	LG	TD	ATT.	YDS.	LG	TD
1997	Miami	1-0	0	0	0.0	0	0	0	0	0	0
1998	Miami	2-1	2	29	14.5	22	0	0	0	0	0
PLAYOFF TOTALS		3-1	2	29	14.5	22	0	0	0	0	0

ADDITIONAL STATS

Special Teams Tackles: 7 in 1997, 5 in 1998 for total of 12

Miscellaneous Tackles: 1 in 1998

Kickoff Returns: 1 for 7 yards in 1997

Fumble Recoveries: 1 in 1997

SINGLE-GAME HIGHS

Most Receptions: 4 vs. Buffalo, 9/13/98
 3 vs. N.Y. Jets, 11/9/97
 3 at New England, 11/23/97
 3 at Jacksonville, 10/12/98
 3 vs. New England, 10/25/98
 3 at Oakland, 12/6/98
 3 vs. N.Y. Jets, 12/13/98

Most Receiving Yards: 59 at New England, 11/23/98
 42 vs. N.Y. Jets, 12/13/98
 31 at Jacksonville, 10/12/98
 *29 at Denver, 1/9/99
 26 vs. Buffalo, 9/13/98

Most TD Receptions: 1 vs. Buffalo, 11/17/97
 46 at New England, 11/23/98

Longest Receptions: 25 at Jacksonville, 10/12/98
 22 vs. N.Y. Jets, 12/13/98
 *22 at Denver, 1/9/99
 15 at N.Y. Jets, 10/4/98
 15 vs. N.Y. Jets, 12/13/98


* Playoff game

RECEIVING BREAKDOWN

	1998						CAREER					
	G	NO	YDS	AVG	LG	TD	G	NO	YDS	AVG	LG	TD
Buffalo	2	5	34	6.8	14	0	4	7	38	5.4	14	1
Indianapolis	1	2	9	4.5	9	0	3	3	19	6.3	10	0
Miami	-	-	-	-	-	-	-	-	-	-	-	-
New England	2	5	84	16.8	46	0	4	8	93	11.6	46	0
N.Y. Jets	2	5	60	12.0	22	0	4	9	80	8.9	22	0
AFC East	7	17	187	11.0	46	0	15	27	230	8.5	46	1
Baltimore	-	-	-	-	-	-	1	0	0	0.0	0	0
Cincinnati	-	-	-	-	-	-	-	-	-	-	-	-
Cleveland	-	-	-	-	-	-	-	-	-	-	-	-
Jacksonville	1	3	31	10.3	25	0	1	3	31	10.3	25	0
Pittsburgh	1	0	0	0.0	0	0	1	0	0	0.0	0	0
Tennessee	-	-	-	-	-	-	1	0	0	0.0	0	0
AFC Central	2	3	31	10.3	25	0	4	3	31	10.3	25	0
Denver	1	2	18	9.0	12	0	1	2	18	9.0	12	0
Kansas City	-	-	-	-	-	-	1	1	2	2.0	2	0
Oakland	1	3	19	6.3	8	0	2	3	19	6.3	8	0
San Diego	-	-	-	-	-	-	-	-	-	-	-	-
Seattle	-	-	-	-	-	-	-	-	-	-	-	-
AFC West	2	5	37	7.4	12	0	4	6	39	6.5	12	0
AFC Total	11	25	255	10.2	46	0	23	36	300	8.3	46	1
Arizona	-	-	-	-	-	-	-	-	-	-	-	-
Dallas	-	-	-	-	-	-	-	-	-	-	-	-
N.Y. Giants	-	-	-	-	-	-	-	-	-	-	-	-
Philadelphia	-	-	-	-	-	-	-	-	-	-	-	-
Washington	-	-	-	-	-	-	-	-	-	-	-	-
NFC East	-	-	-	-	-	-	-	-	-	-	-	-
Chicago	-	-	-	-	-	-	1	0	0	0.0	0	0
Detroit	-	-	-	-	-	-	1	0	0	0.0	0	0
Green Bay	-	-	-	-	-	-	1	0	0	0.0	0	0
Minnesota	-	-	-	-	-	-	-	-	-	-	-	-
Tampa Bay	-	-	-	-	-	-	1	0	0	0.0	0	0
NFC Central	-	-	-	-	-	-	4	0	0	0.0	0	0

RECEIVING BREAKDOWN

	1998						CAREER					
	G	NO	YDS	AVG	LG	TD	G	NO	YDS	AVG	LG	TD
Atlanta	1	0	0	0.0	0	0	1	0	0	0.0	0	0
Carolina	-	-	-	-	-	-	-	-	-	-	-	-
New Orleans	1	0	0	0.0	0	0	1	0	0	0.0	0	0
St. Louis	1	0	0	0.0	0	0	1	0	0	0.0	0	0
San Francisco	-	-	-	-	-	-	-	-	-	-	-	-
NFC West	3	0	0	0.0	0	0	3	0	0	0.0	0	0
NFC Total	3	0	0	0.0	0	0	7	0	0	0.0	0	0
Aug./Sept.	3	6	35	5.8	14	0	7	6	35	5.8	14	0
October	4	8	74	9.3	25	0	8	10	77	7.7	25	0
November	3	3	67	22.3	46	0	8	11	99	9.0	46	1
December	4	8	79	9.9	22	0	7	9	89	9.9	22	0
Games 1-8	8	15	117	7.8	25	0	16	17	120	7.1	25	0
Games 9-16	6	10	138	13.8	46	0	14	19	180	9.5	46	1
Home	7	12	111	9.3	22	0	15	18	136	7.6	22	1
Road	7	13	144	11.1	46	0	15	18	164	9.1	46	0
Wins	8	14	97	6.9	13	0	17	21	123	5.9	13	1
Losses	6	11	158	14.4	46	0	13	15	177	11.8	46	0
Ties	-	-	-	-	-	-	-	-	-	-	-	-
Grass	10	20	220	11.0	46	0	23	29	254	8.8	46	1
Turf	4	5	35	7.0	15	0	7	7	46	6.6	15	0
1st Down	14	6	63	10.5	15	0	30	11	85	7.7	15	0
2nd Down	14	11	125	11.4	46	0	30	16	145	9.1	46	0
3rd Down	14	8	67	8.4	25	0	30	9	70	7.8	25	1
4th Down	14	0	0	0.0	0	0	30	0	0	0.0	0	0
1st Half	14	12	79	6.6	15	0	30	16	104	6.5	15	1
2nd Half	14	13	176	13.5	46	0	30	20	196	9.8	46	0
Overtime	1	0	0	0.0	0	0	2	0	0	0.0	0	0



ROOSEVELT POTTS

6-0 • 252

Fullback

Born: 1/8/71

College: Northeast Louisiana '93

Acquired: UFA (Balt.), 1999 • Signed Through: 2000

NFL: Sixth Season • Dolphins: Second Season

#40

PRO CAREER

1998 – Signed a two-year contract with the Dolphins as an unrestricted free agent from Baltimore on April 1, 1999 . . . Had signed a one-year contract with the Ravens as an unrestricted free agent from the Dolphins on March 4, 1998 . . . Played in all 16 games, starting 15 of them, for the Ravens in 1998 . . . Rushed for 115 yards on 36 carries and caught 30 passes for 168 yards and two touchdowns . . . Served as a key blocker for RB Priest Holmes, who rushed for 1,008 yards in his second NFL season . . . Tied a career-high with six receptions, totaling 19 yards, at Jacksonville (9/20) . . . Rushed for a season-high 48 yards on seven carries vs. Jacksonville (11/1) . . . Included in that total was a season-long 33-yard run . . . Had a 12-yard TD reception from Jim Harbaugh at Cincinnati (11/22) . . . Accounted for an 11-yard scoring catch from Harbaugh in season finale vs. Detroit (12/27).

1997 – Played with both Indianapolis and Miami . . . Appeared in a total of eight games, including one start . . . Rushed for four yards on two carries and caught three passes for 27 yards . . . Began the year with the Colts and played in two games before being released on November 4 . . . Carried the ball one time for one yard with Indianapolis . . . Was signed by the

Dolphins on November 10, and appeared in six regular season games with one start for Miami . . . Rushed for three yards on one attempt and caught three passes for 27 yards with the Dolphins . . . Also saw action in a reserve role in Miami's First-Round Playoff game at New England (12/28).

1996 – Sat out the entire season after being suspended by the NFL on August 21 for violation of the league's substance abuse policy.

1995 – Started all 15 games in which he played for the Colts . . . Rushed for 309 yards on 65 attempts, and caught 21 passes for 228 yards and one TD . . . Opened each of the first 15 contests of the year before missing the regular season finale and all three playoff games after sustaining a torn anterior cruciate ligament in his knee vs. San Diego (12/17) . . . Rushing total ranked second on the team . . . Rushed for a season-high 73 yards, including a season-long 37-yard run, on nine attempts vs. Cincinnati (9/3) . . . Rushed for 30 yards on seven carries and caught three passes for 77 yards, including a career-long 52-yard reception, vs. St. Louis (10/1) . . . Had 47 rushing yards on four carries, including a 35-yard run, at Miami (10/8) . . . Lone TD of the year came on a 40-yard reception from Jim Harbaugh at New Orleans (11/12), marking the second-longest catch of his career.

1994 – Opened 15 of the 16 contests in which he appeared . . . Rushed for 336 yards and a touchdown on 77 attempts and caught a career-high 26 passes for 251 yards and a score . . . Rushing total ranked second on the team . . . First and only rushing touchdown of his career came on an eight-yard run at Tampa Bay (9/11) . . . Posted career-high receiving totals of six catches and 87 yards vs. Cleveland (9/25) . . . 30-yard reception in that game was a season-long and currently stands as the third-longest of his career . . . Also had a 13-yard scoring catch in the contest . . . Only game he did not start was at Cincinnati (11/20) as Colts opened with two tight ends . . . Still led team that day with 45 yards rushing on 11 carries . . . Rushed for a season-high 74 yards on just six attempts the following week vs. New England (11/27) . . . Included in his rushing total was a career-long 52-yard run . . . Ran for 42 yards on seven carries in season finale vs. Buffalo (12/24).

1993 – Started 15 of the 16 games in which he played for the Colts during his rookie season . . . Rushed for 711 yards on 179 attempts and caught 26 passes for 189 yards . . . Rushing total ranked first on the team . . . His 179 attempts currently are the third-most ever by a Colts rookie, while his yardage figure is the fourth-most . . . Also was the NFL's fourth-leading rookie rusher in 1993, trailing only the Rams' Jerome Bettis (1,429), Washington's Reggie Brooks (1,063) and Phoenix's Ron Moore (1,018) . . . Only game he did not start was in season opener vs. Miami (9/5) . . . Led the team in rushing ten times over the course of the season . . . Notched two 100-yard rushing performances . . . Caught three passes for 51 yards vs. Denver (10/3), including a pair of 24-yard receptions . . . First career 100-yard rushing game came vs. Dallas (10/10) when he amassed a career-best 113 yards on 18 carries . . . Compiled 102 yards on 14 carries by halftime of that game . . . Became the first Colts rookie to post a 100-yard rushing game since Randy McMillian accomplished the feat with 146 yards on September 6, 1981 . . . Rushed for 86 yards on a career-high 23 attempts vs. New England (10/31) . . . Rushed for 100 yards on 14 attempts in season finale vs. Buffalo (1/2/94) . . . Second-round draft choice (49th overall) of Indianapolis in 1993.

COLLEGE

Finished his three-year career at Northeast Louisiana as the school's all-time leading rusher with 3,061 yards and 17 touchdowns on 658 attempts . . . Also caught 58 passes for 538 yards and a TD in his career . . . Is the only player in school history to rush for 1,000 yards in two different seasons . . . Earned Division I-AA All-America honors and first team All-Southland Conference accolades as a senior in 1992 when he rushed for 1,004 yards and 11 touchdowns on 201 carries, including six 100-yard rushing games . . . Also tallied 24 receptions for 262 yards and a TD . . . Was switched from tailback to fullback four games into his senior season . . . Was a first team all-conference pick and third team I-AA All-America as a junior after compiling 1,103 yards rushing and five touchdowns on 239 attempts . . . Was first team all-conference and second-team All-America as a sophomore when he tallied 954 rushing yards and a TD on 218 carries . . . Set a school record in 1990 by rushing for 100 yards in five straight games . . . Sat out his freshman season of 1989 due to Proposition 48 . . . Majored in education.

PERSONAL

Married to Tenisha, couple has two daughters, Taylor and Ragan, and a son, Roosevelt, Jr . . . Was a three-time all-district performer and two-time outstanding offensive player of the year at Rayville (La.) High School . . . Coming out of high school, was rated as the state's top prospect by Lindy's Southeastern recruiting guide . . . Rushed for 4,371 yards and 80 touchdowns on 546 carries in his high school career . . . Has participated in events benefiting the Cystic Fibrosis Foundation . . . Full name is Roosevelt Bernard Potts, born January 8, 1971, in Rayville, La.

NFL REGULAR SEASON STATISTICS												
YEAR	TEAM	G-S	RUSHING					RECEIVING				
			ATT.	YDS.	AVG.	LG	TD	NO.	YDS.	LG	TD	
1993	Indianapolis	16-15	179	711	4.0	34	0	26	189	24	0	
1994	Indianapolis	16-15	77	336	4.4	52	1	26	251	30	1	
1995	Indianapolis	15-15	65	309	4.8	37	0	21	228	52	1	
1996			Did Not Play									
1997	Indianapolis	2-0	1	1	1.0	1	0	0	0	0	0	
	Miami	6-1	1	3	3.0	3	0	3	27	13	0	
1998	Baltimore	16-15	36	115	3.2	33	0	30	163	18	2	
5-YEAR TOTALS		71-61	359	1475	4.1	52	1	106	863	52	4	

NFL PLAYOFF STATISTICS												
YEAR	TEAM	G-S	RUSHING					RECEIVING				
			ATT.	YDS.	AVG.	LG	TD	NO.	YDS.	LG	TD	
1997	Miami	1-0	0	0	0.0	0	0	0	0	0	0	

ADDITIONAL STATS

Kickoff Returns: (Miami) 1 for 16 yards in 1997, (Baltimore) 1 for 3 yards in 1998 for total of 2 for 19 yards, 9.5 avg., long of 16

SINGLE-GAME HIGHS

Most Rushing Yards: 113 vs. Dallas, 10/10/93
 100 vs. Buffalo, 1/2/94
 86 vs. New England, 10/31/93
 74 vs. New England, 11/27/94
 73 vs. Cincinnati, 9/3/95

Most Rushing Attempts: 23 vs. New England, 10/31/93
 18 vs. Dallas, 10/10/93
 17 vs. Cleveland, 9/26/93
 15 at Miami, 10/24/93
 15 at N.Y. Jets, 12/5/93

Most Rushing TDs: 1 vs. Tampa Bay, 9/11/94

Longest Runs: 52 vs. New England, 11/27/94
 37 vs. Cincinnati, 9/3/95
 35 at Miami, 10/8/95
 34 vs. Dallas, 10/10/93
 33 at Oakland, 10/22/95
 33 vs. Jacksonville, 11/1/98

Most Receptions: 6 vs. Cleveland, 9/25/94
 6 at Jacksonville, 9/20/98
 5 at Washington, 11/7/93
 4 vs. New England, 10/31/93
 4 at Buffalo, 10/16/94

Most Receiving Yards: 87 vs. Cleveland, 9/25/94
 77 vs. St. Louis, 10/1/95
 51 at Denver, 10/3/93

44 at New Orleans, 11/12/95
 41 vs. N.Y. Jets, 10/30/94
Longest Receptions: 52 vs. St. Louis, 10/1/95
 40t at New Orleans, 11/12/95
 30 vs. Cleveland, 9/25/94
 24 at Denver, 10/3/93
 24 at Denver, 10/3/93
Most Receiving TDs: 1, four times (last: vs. Detroit, 12/27/98)

* Playoff game

RUSHING BREAKDOWN

	1998						CAREER					
	G	NO	YDS	AVG	LG	TD	G	NO	YDS	AVG	LG	TD
Buffalo	-	-	-	-	-	-	7	38	202	5.3	24	0
Indianapolis	1	0	0	0.0	0	0	2	1	3	3.0	3	0
Miami	-	-	-	-	-	-	6	30	129	4.3	35	0
New England	-	-	-	-	-	-	7	43	201	4.7	52	0
N.Y. Jets	1	8	13	1.6	5	0	8	42	130	3.1	15	0
AFC East	2	8	13	1.6	5	0	30	154	665	4.3	52	0
Baltimore	-	-	-	-	-	-	-	-	-	-	-	-
Cincinnati	2	1	0	0.0	0	0	5	30	154	5.1	37	0
Cleveland	-	-	-	-	-	-	2	20	73	3.7	16	0
Jacksonville	2	8	50	6.3	33	0	3	11	62	5.6	33	0
Pittsburgh	2	5	17	3.4	6	0	4	7	19	2.7	6	0
Tenn./Hous.	2	3	4	1.3	6	0	3	9	28	3.1	8	0
AFC Central	8	17	71	4.2	33	0	17	77	336	4.4	37	0
Denver	-	-	-	-	-	-	1	9	41	4.6	11	0
Kansas City	-	-	-	-	-	-	-	-	-	-	-	-
Oakland	1	4	14	3.5	4	0	3	6	44	7.3	33	0
San Diego	1	1	0	0.0	0	0	3	14	39	2.8	15	0
Seattle	-	-	-	-	-	-	2	7	24	3.4	11	0
AFC West	2	5	14	2.8	4	0	9	36	148	4.1	33	0
AFC Total	12	30	98	3.3	33	0	56	267	1149	4.3	52	0
Arizona	-	-	-	-	-	-	-	-	-	-	-	-
Dallas	-	-	-	-	-	-	1	18	113	6.3	34	0
N.Y. Giants	-	-	-	-	-	-	1	10	33	3.3	9	0
Philadelphia	-	-	-	-	-	-	1	11	31	2.8	12	0
Washington	-	-	-	-	-	-	2	20	44	2.2	6	0
NFC East	-	-	-	-	-	-	5	59	221	3.7	34	0
Chicago	1	3	5	1.7	2	0	1	3	5	1.7	2	0
Detroit	1	2	13	6.5	11	0	2	2	13	6.5	11	0
Green Bay	1	1	-1	-1.0	-1	0	1	1	-1	-1.0	-1	0
Minnesota	1	0	0	0.0	0	0	1	0	0	0.0	0	0
Tampa Bay	-	-	-	-	-	-	1	9	30	3.3	8	1
NFC Central	4	6	17	2.8	11	0	6	15	47	3.1	1	1
Atlanta	-	-	-	-	-	-	0	0	0	0.0	0	0
Carolina	-	-	-	-	-	-	1	2	5	2.5	4	0
New Orleans	-	-	-	-	-	-	1	4	8	2.0	3	0
St. Louis	-	-	-	-	-	-	1	7	30	4.3	14	0
San Francisco	-	-	-	-	-	-	1	5	15	3.0	6	0
NFC West	-	-	-	-	-	-	4	18	58	3.2	14	0
NFC Total	4	6	17	2.8	11	0	15	92	326	3.5	34	1
Aug./Sept.	4	13	29	2.2	6	0	14	79	310	3.9	37	1
October	3	5	6	1.2	6	0	19	110	502	4.6	35	0
November	5	13	62	4.8	33	0	19	81	326	4.0	52	0
Dec./Jan.	4	5	18	3.6	11	0	19	89	337	3.8	24	0
Games 1-8	8	25	83	3.3	33	0	34	206	879	4.3	37	1
Games 9-16	8	11	32	2.9	11	0	37	153	596	3.9	52	0
Home	8	20	93	4.7	33	0	35	192	904	4.7	52	0
Road	8	16	22	1.4	5	0	36	167	571	3.4	35	1
Wins	6	15	40	2.7	11	0	29	155	608	3.9	35	0
Losses	10	21	75	3.6	33	0	42	204	867	4.3	52	1
Ties	-	-	-	-	-	-	-	-	-	-	-	-
Grass	12	26	99	3.8	33	0	29	103	399	3.9	35	1
Turf	4	10	16	1.6	5	0	42	256	1076	4.2	52	0

RUSHING BREAKDOWN


	1998						CAREER					
	G	NO	YDS	AVG	LG	TD	G	NO	YDS	AVG	LG	TD
1st Down	-	-	-	-	-	-	-	-	-	-	-	-
2nd Down	-	-	-	-	-	-	-	-	-	-	-	-
3rd Down	-	-	-	-	-	-	-	-	-	-	-	-
4th Down	-	-	-	-	-	-	-	-	-	-	-	-
1st Half	-	-	-	-	-	-	-	-	-	-	-	-
2nd Half	-	-	-	-	-	-	-	-	-	-	-	-
Overtime	-	-	-	-	-	-	-	-	-	-	-	-

RECEIVING BREAKDOWN

	1998						CAREER					
	G	NO	YDS	AVG	LG	TD	G	NO	YDS	AVG	LG	TD
Buffalo	-	-	-	-	-	-	7	10	66	6.6	14	0
Indianapolis	1	2	9	4.5	10	0	2	3	22	7.3	13	0
Miami	-	-	-	-	-	-	6	8	41	5.1	18	0
New England	-	-	-	-	-	-	7	11	70	6.4	14	0
N.Y. Jets	1	3	17	5.7	7	0	8	10	86	8.6	21	0
AFC East	2	5	26	5.2	10	0	30	42	285	6.8	21	0
Baltimore	-	-	-	-	-	-	-	-	-	-	-	-
Cincinnati	2	4	35	8.8	16	1	5	5	52	10.4	17	1
Cleveland	-	-	-	-	-	-	2	6	87	14.5	30	1
Jacksonville	2	10	31	3.1	11	0	3	10	31	3.1	11	0
Pittsburgh	2	0	0	0.0	0	0	4	1	9	9.0	9	0
Tenn./Hous.	2	2	15	7.5	11	0	3	2	15	7.5	11	0
AFC Central	8	16	81	5.1	16	1	17	24	194	8.1	30	2
Denver	-	-	-	-	-	-	1	3	51	17.0	24	0
Kansas City	-	-	-	-	-	-	-	-	-	-	-	-
Oakland	1	2	1	0.5	2	0	3	4	11	2.8	7	0
San Diego	1	2	19	9.5	15	0	3	6	61	10.2	19	0
Seattle	-	-	-	-	-	-	2	5	41	8.2	14	0
AFC West	2	4	20	5.0	15	0	9	18	164	9.1	24	0
AFC Total	12	25	127	5.1	16	1	56	84	643	7.7	30	2
Arizona	-	-	-	-	-	-	-	-	-	-	-	-
Dallas	-	-	-	-	-	-	1	0	0	0.0	0	0
N.Y. Giants	-	-	-	-	-	-	1	3	38	12.7	18	0
Philadelphia	-	-	-	-	-	-	1	1	15	15.0	15	0
Washington	-	-	-	-	-	-	2	5	2	0.4	4	0
NFC East	-	-	-	-	-	-	5	9	55	6.1	18	0
Chicago	1	0	0	0.0	0	0	1	0	0	0.0	0	0
Detroit	1	2	29	14.5	18	1	2	2	29	14.5	18	1
Green Bay	1	2	12	6.0	8	0	1	2	12	6.0	8	0
Minnesota	1	1	0	0.0	0	0	1	1	0	0.0	0	0
Tampa Bay	-	-	-	-	-	-	1	1	3	3.0	3	0
NFC Central	4	5	41	8.2	18	1	6	6	44	7.3	18	1
Atlanta	-	-	-	-	-	-	-	-	-	-	-	-
Carolina	-	-	-	-	-	-	1	1	0	0.0	0	0
New Orleans	-	-	-	-	-	-	1	3	44	14.7	40	1
St. Louis	-	-	-	-	-	-	1	3	77	25.7	52	0
San Francisco	-	-	-	-	-	-	1	0	0	0.0	0	0
NFC West	-	-	-	-	-	-	4	7	121	17.3	52	1
NFC Total	4	5	41	8.2	18	1	15	22	220	10.0	52	2
Aug./Sept.	4	12	59	4.9	16	0	14	26	210	8.1	30	1
October	3	3	16	5.3	8	0	19	32	297	9.3	52	0
November	5	11	53	4.8	15	1	19	23	140	6.1	40	2
Dec./Jan.	4	4	40	10.0	18	1	19	25	216	8.6	19	1
Games 1-8	8	19	87	4.6	16	0	34	64	480	7.5	52	1
Games 9-16	8	11	81	7.4	18	2	37	42	383	9.1	40	3
Home	8	15	78	5.2	18	1	35	50	470	9.4	52	2
Road	8	15	90	6.0	15	1	36	56	393	7.0	40	2
Wins	6	13	91	7.0	18	2	29	40	338	8.5	52	2
Losses	10	17	77	4.5	15	0	42	66	525	7.9	40	2
Ties	-	-	-	-	-	-	-	-	-	-	-	-
Grass	0	25	128	5.1	18	1	29	49	256	5.2	24	1
Turf	0	5	40	8.0	12	1	42	57	607	10.6	52	3

RECEIVING BREAKDOWN

	1998						CAREER					
	G	NO	YDS	AVG	LG	TD	G	NO	YDS	AVG	LG	TD
1st Down	-	-	-	-	-	-	-	-	-	-	-	-
2nd Down	-	-	-	-	-	-	-	-	-	-	-	-
3rd Down	-	-	-	-	-	-	-	-	-	-	-	-
4th Down	-	-	-	-	-	-	-	-	-	-	-	-
1st Half	-	-	-	-	-	-	-	-	-	-	-	-
2nd Half	-	-	-	-	-	-	-	-	-	-	-	-
Overtime	-	-	-	-	-	-	-	-	-	-	-	-



STANLEY PRITCHETT

6-1 • 240

Fullback

Born: 12/22/73

College: South Carolina '96

Acquired: D4b, 1996 • Signed Through: 1999

NFL: Fourth Season • Dolphins: Fourth Season

#36

PRO CAREER

1998 – Played in all 16 regular season games, starting 12 of them . . . Finished with 19 yards rushing and a touchdown on six attempts and 17 receptions for 97 yards . . . Also notched one tackle on special teams. . . Appeared in both playoff games, including one start . . . Tied for team-lead with two receptions, totaling ten yards, in season-opener at Indianapolis (9/6) . . . Caught three passes for a season-high 28 yards, including a season-long 24-yard reception, at New England (11/23) . . . Rushed twice for a season-high 12 yards, including a one-yard touchdown run, vs. N.Y. Jets (12/13), marking the first rushing touchdown of his NFL career . . . His 11-yard run in the Jets contest was his longest of the year and the second-longest of his career . . .

PLAYOFFS: Played in both postseason games following the 1998 season, starting one of them . . . Rushed for four yards on three carries and caught three passes for 23 yards . . . Opened First-Round Playoff game vs. Buffalo (1/2/99) . . . Rushed for seven yards on two attempts . . . Also ran for a two-point conversion following a Karim Abdul-Jabbar TD run . . . Had three receptions for 23 yards in Divisional contest at Denver (1/9/99) . . . Has appeared in three playoff games in his career, starting two of them . . . Has rushed for two yards on four attempts and caught three passes for 23 yards.

1997 – Played in six games with five starts . . . Missed ten contests with a knee injury . . . Finished the year with seven yards rushing on three carries, and five receptions for 35 yards . . . Started each of the first two games at fullback . . . Left contest vs. Tennessee (9/7) early in first quarter with a right knee injury . . . Had a season-long 17-yard reception before leaving the game . . . Underwent surgery on September 7 to repair a tear of the medial retinaculum (the band of connective tissue that attaches to the medial structures of the knee joint, including the patella and the patellar tendon) of his right knee . . . The surgery was performed by Dolphins team physicians Dr. John Uribe and Dr. Dan Kanell at HealthSouth Doctor's Hospital in Coral Gables . . . Was inactive each of the next ten weeks . . . Returned to action at Oakland (11/30) in a starting role at fullback . . . Opened three of the final four regular season contests . . . Started First-Round Playoff game at New England (12/28) . . . Had one carry for minus-two yards.

1996 – Started all 16 games at fullback as a rookie . . . Finished with 27 yards rushing on seven carries and was third on team in receptions and fourth in receiving yardage with 33 catches for 354 yards and two touchdowns . . . Led the Dolphins in receiving twice and in reception yardage once . . . Caught four passes in a game on three occasions . . . Along with

Karim Abdul-Jabbar, it marked the first time in Dolphins history that two rookies started in the backfield on opening day (against New England, 9/1) . . . Along with Daryl Gardener and Zach Thomas, it was the first time since 1970 that the Dolphins started four rookies in the season-opener . . . Proved to be an integral blocker for Abdul-Jabbar, who rushed for 1,116 yards, the second-highest total among NFL rookies in 1996 and the third-best performance ever by a Dolphins player . . . Led team in both receptions and receiving yardage with six catches for 77 yards in season-opener against New England (9/1) . . . Had a 52-yard catch in that contest, marking the longest reception by a Miami running back since Sammie Smith had a 53-yard catch against Indianapolis on December 30, 1990 . . . Hauled in a 74-yard touchdown reception from Dan Marino against N.Y. Jets (9/15), marking the longest reception ever by a Dolphins running back, and the second-longest reception by a Dolphins rookie in club history, surpassed only by tight end Ferrell Edmunds' 80-yard touchdown reception as a rookie on November 27, 1988 . . . Season-high rushing total of 16 yards occurred at Buffalo (10/13), when he carried the ball just once . . . Had 16-yard scoring reception against Dallas (10/27) . . . Fourth-round draft choice (118th overall) of Miami in 1996.

COLLEGE

Four-year letterman and two-year starter at South Carolina . . . Posted career stats of 252 rushes for 1,096 yards with 16 touchdowns and 111 receptions for 1,041 yards and six scores . . . Played in 11 games with ten starts as a senior . . . Named second-team All-Southeastern Conference . . . Finished with 86 rushes for 333 yards (3.9 avg.) and eight touchdowns and added 62 receptions for 664 yards (10.7 avg.) with four scores . . . Started first three games at tailback before moving to fullback . . . Snared nine passes for 131 yards, including a 92-yard touchdown, and scored on a one-yard rushing touchdown in first game at fullback, against Kentucky . . . Named SEC Player of the Week by scoring on runs of eight, one and six yards while adding 12 catches for 113 yards with a touchdown against Mississippi State . . . Played in 11 games with ten starts as a junior . . . Finished with 130 rushes for 601 yards (4.6 avg.) with eight touchdowns . . . Added 34 catches for 212 yards (6.2 avg.) with two scores . . . Named team's Most Improved player . . . Played in 11 games with two starts as a sophomore . . . Finished with 36 carries for 162 yards (4.5 avg.) and added 15 receptions for 165 yards . . . Lettered as a true freshman by playing in all 11 games . . . Holds B.A. in history.

PERSONAL

Single, resides in Ft. Lauderdale, Fla . . . Attended Frederick Douglass High School in Atlanta, Ga . . . Named school's most valuable player as a senior . . . Caught 32 passes for 750 yards and nine scores as a tight end . . . Lettered in football and track . . . Has participated in events benefiting the Cystic Fibrosis Foundation . . . Enjoys reading and playing basketball . . . Plans to work on master's degree in off-season . . . Lists "Malcolm X" as favorite movie, "Martin" as favorite television show and "The Autobiography of Malcolm X" as favorite book . . . Full name is Stanley Jerome Pritchett, born December 22, 1973, in Atlanta, Ga.

NFL REGULAR SEASON STATISTICS											
YEAR	TEAM	RUSHING						RECEIVING			
		G-S	ATT.	YDS.	AVG.	LG	TD	NO.	YDS.	LG	TD
1996	Miami	16-16	7	27	3.9	16	0	33	354	74	2
1997	Miami	6-5	3	7	2.3	4	0	5	35	17	0
1998	Miami	16-12	6	19	3.2	11	1	17	97	24	0
3-YEAR TOTALS		38-33	16	53	3.3	16	1	55	486	74	2

NFL PLAYOFF STATISTICS											
YEAR	TEAM	RUSHING						RECEIVING			
		G-S	ATT.	YDS.	AVG.	LG	TD	NO.	YDS.	LG	TD
1997	Miami	1-1	1	2	2.0	2	0	0	0	0	0
1998	Miami	2-1	3	4	1.3	6	0	3	23	12	0
PLAYOFF TOTALS		3-2	4	2	0.5	6	0	3	23	12	0

ADDITIONAL STATS

Two-Point Conversions: (P-1 rushing)
 Special Teams Tackles: 1 in 1997, 1 in 1998 for total of 2 (P-2)
 Miscellaneous Tackles: 1 in 1998
 Fumble Recoveries: 1 in 1998

SINGLE-GAME HIGHS

Most Rushing Yards: 16 vs. Seattle, 10/6/96
 12 vs. N.Y. Jets, 12/13/98
 8 vs. Pittsburgh, 11/25/96

Most Rushing Attempts: 2 vs. Pittsburgh, 11/25/96
 2 vs. New Orleans, 11/29/98
 2 vs. N.Y. Jets, 12/13/98
 *2 vs. Buffalo, 1/2/99

Longest Runs: 16 vs. Seattle, 10/6/96
 11 vs. N.Y. Jets, 12/13/98
 8 vs. Pittsburgh, 11/25/96

Most Rushing TDs: 1 vs. N.Y. Jets, 12/13/98

Most Receptions: 6 vs. New England, 9/1/96
 4 at Indianapolis, 9/23/96
 4 at New England, 11/3/96
 4 vs. Buffalo, 12/16/96
 3, four times (last: *at Denver, 1/9/99)

Most Receiving Yards: 77 vs. New England, 9/1/96
 74 vs. N.Y. Jets, 9/15/96
 47 vs. Buffalo, 12/16/96
 35 at New England, 11/3/96
 28 at New England, 11/23/98

Longest Receptions: 74t vs. N.Y. Jets, 9/15/96
 52 vs. New England, 9/1/96
 27 vs. Buffalo, 10/29/95
 24 at New England, 11/23/98
 17 vs. Dallas, 10/26/96
 17 vs. Tennessee, 9/7/97

Most Receiving TDs: 1 vs. N.Y. Jets, 9/15/96
 1 vs. Dallas, 10/26/96

* Playoff game

RUSHING BREAKDOWN

	1998							CAREER					
	G	NO	YDS	AVG	LG	TD	G	NO	YDS	AVG	LG	TD	
Buffalo	2	0	0	0.0	0	0	4	2	20	10.0	16	0	
Indianapolis	2	1	1	1.0	1	0	6	2	5	2.5	4	0	
Miami	-	-	-	-	-	-	-	-	-	-	-	-	
New England	2	0	0	0.0	0	0	5	0	0	0.0	0	0	
N.Y. Jets	2	2	12	6.0	11	1	4	3	7	2.3	11	1	
AFC East	8	3	13	4.3	11	1	19	7	32	4.6	16	1	
Baltimore	-	-	-	-	-	-	-	-	-	-	-	-	
Cincinnati	-	-	-	-	-	-	-	-	-	-	-	-	
Cleveland	-	-	-	-	-	-	-	-	-	-	-	-	
Jacksonville	1	0	0	0.0	0	0	1	0	0	0.0	0	0	
Pittsburgh	1	0	0	0.0	0	0	2	2	8	4.0	5	0	
Tennessee	-	-	-	-	-	-	2	0	0	0.0	0	0	
AFC Central	2	0	0	0.0	0	0	5	2	8	4.0	5	0	
Denver	1	0	0	0.0	0	0	1	0	0	0.0	0	0	
Kansas City	-	-	-	-	-	-	-	-	-	-	-	-	
Oakland	1	1	0	0.0	0	0	3	2	-1	-0.5	0	0	
San Diego	-	-	-	-	-	-	-	-	-	-	-	-	
Seattle	-	-	-	-	-	-	1	1	3	3.0	3	0	
AFC West	2	1	0	0.0	0	0	5	3	2	0.7	3	0	
AFC Total	12	4	13	3.3	11	1	29	12	42	3.5	16	1	

RUSHING BREAKDOWN


	1998						CAREER					
	G	NO	YDS	AVG	LG	TD	G	NO	YDS	AVG	LG	TD
Arizona	-	-	-	-	-	-	1	0	0	0.0	0	0
Dallas	-	-	-	-	-	-	1	0	0	0.0	0	0
N.Y. Giants	-	-	-	-	-	-	1	1	1	1.0	1	0
Philadelphia	-	-	-	-	-	-	1	0	0	0.0	0	0
Washington	-	-	-	-	-	-	-	-	-	-	-	-
NFC East	-	-	-	-	-	-	4	1	1	1.0	1	0
Chicago	-	-	-	-	-	-	-	-	-	-	-	-
Detroit	-	-	-	-	-	-	1	1	4	4.0	4	0
Green Bay	-	-	-	-	-	-	-	-	-	-	-	-
Minnesota	-	-	-	-	-	-	-	-	-	-	-	-
Tampa Bay	-	-	-	-	-	-	-	-	-	-	-	-
NFC Central	-	-	-	-	-	-	1	1	4	4.0	4	0
Atlanta	1	0	0	0.0	0	0	1	0	0	0.0	0	0
Carolina	1	0	0	0.0	0	0	1	0	0	0.0	0	0
New Orleans	1	2	6	3.0	3	0	1	2	6	3.0	3	0
St. Louis	1	0	0	0.0	0	0	1	0	0	0.0	0	0
San Francisco	-	-	-	-	-	-	-	-	-	-	-	-
NFC West	4	2	6	3.0	3	0	4	2	6	3.0	3	0
NFC Total	4	2	6	3.0	3	0	9	4	11	2.8	4	0
Aug./Sept.	3	1	1	1.0	1	0	9	2	5	2.5	4	0
October	4	0	0	0.0	0	0	8	2	19	9.5	16	0
November	5	2	6	3.0	3	0	10	5	13	2.6	5	0
December	4	3	12	4.0	11	1	11	7	16	2.3	11	1
Games 1-8	8	1	1	1.0	1	0	18	4	24	6.0	16	0
Games 9-16	8	5	18	3.6	11	1	20	12	29	2.4	11	1
Home	8	4	18	4.5	11	1	20	11	42	3.8	16	1
Road	8	2	1	.5	1	0	18	5	11	2.2	16	0
Wins	10	4	7	1.8	3	0	22	10	29	2.9	16	0
Losses	6	2	12	6.0	11	1	16	6	24	4.0	11	1
Ties	-	-	-	-	-	-	-	-	-	-	-	-
Grass	12	5	18	3.6	11	1	28	13	41	3.2	11	1
Turf	4	1	1	1.0	1	0	10	3	12	4.0	16	0
1st Down	16	-	-	-	-	-	38	3	2	0.7	4	0
2nd Down	16	1	1	1.0	1	0	38	6	33	5.5	16	0
3rd Down	16	5	18	3.6	11	1	38	6	17	2.8	11	1
4th Down	16	0	0	0.0	0	0	38	1	1	1.0	1	0
1st Half	16	2	1	.5	1	0	38	7	21	3.0	16	0
2nd Half	16	4	18	4.5	11	1	38	9	32	3.6	11	1
Overtime	1	0	0	0.0	0	0	2	0	0	0.0	0	0

RECEIVING BREAKDOWN

	1998						CAREER					
	G	NO	YDS	AVG	LG	TD	G	NO	YDS	AVG	LG	TD
Buffalo	2	0	0	0.0	0	0	4	4	47	11.8	27	0
Indianapolis	2	4	22	5.5	8	0	6	11	69	6.3	17	0
Miami	-	-	-	-	-	-	-	-	-	-	-	-
New England	2	3	28	9.3	24	0	5	15	151	10.1	52	0
N.Y. Jets	2	2	9	4.5	5	0	4	6	104	17.3	74	1
AFC East	8	9	59	6.6	24	0	19	36	371	10.3	74	1
Baltimore	-	-	-	-	-	-	-	-	-	-	-	-
Cincinnati	-	-	-	-	-	-	-	-	-	-	-	-
Cleveland	-	-	-	-	-	-	-	-	-	-	-	-
Jacksonville	1	2	9	4.5	7	0	1	2	9	4.5	7	0
Pittsburgh	1	0	0	0.0	0	0	2	1	0	0.0	0	0
Tennessee	-	-	-	-	-	-	2	1	17	17.0	17	0
AFC Central	2	2	9	4.5	7	0	5	4	26	6.5	17	0
Denver	1	1	12	12.0	12	0	1	1	12	12.0	12	0
Kansas City	-	-	-	-	-	-	-	-	-	-	-	-
Oakland	1	3	9	3.0	7	0	3	4	19	4.8	10	0
San Diego	-	-	-	-	-	-	-	-	-	-	-	-
Seattle	-	-	-	-	-	-	1	1	5	5.0	5	0
AFC West	2	4	21	5.3	12	0	5	6	36	6.0	12	0
AFC Total	12	15	89	5.9	24	0	29	46	433	9.4	74	1

RECEIVING BREAKDOWN

	1998						CAREER					
	G	NO	YDS	AVG	LG	TD	G	NO	YDS	AVG	LG	TD
Arizona	-	-	-	-	-	-	1	1	13	13.0	13	0
Dallas	-	-	-	-	-	-	1	2	24	12.0	16	1
N.Y. Giants	-	-	-	-	-	-	1	2	6	3.0	6	0
Philadelphia	-	-	-	-	-	-	1	1	-4	-4.0	-4	0
Washington	-	-	-	-	-	-	-	-	-	-	-	-
NFC East	-	-	-	-	-	-	4	6	39	6.5	16	1
Chicago	-	-	-	-	-	-	-	-	-	-	-	-
Detroit	-	-	-	-	-	-	1	1	6	6.0	6	0
Green Bay	-	-	-	-	-	-	-	-	-	-	-	-
Minnesota	-	-	-	-	-	-	-	-	-	-	-	-
Tampa Bay	-	-	-	-	-	-	-	-	-	-	-	-
NFC Central	-	-	-	-	-	-	1	1	6	6.0	6	0
Atlanta	1	2	8	4.0	7	0	1	2	8	4.0	7	0
Carolina	1	0	0	0.0	0	0	1	0	0	0.0	0	0
New Orleans	1	0	0	0.0	0	0	1	0	0	0.0	0	0
St. Louis	1	0	0	0.0	0	0	1	0	0	0.0	0	0
San Francisco	-	-	-	-	-	-	-	-	-	-	-	-
NFC West	4	2	8	4.0	7	0	4	2	8	4.0	7	0
NFC Total	4	2	8	4.0	7	0	9	9	53	5.9	16	1
Aug./Sept.	3	2	10	5.0	7	0	9	15	211	14.1	74	1
October	4	3	14	4.7	7	0	8	7	39	5.6	16	1
November	5	5	40	8.0	24	0	10	12	101	8.4	24	0
December	4	7	33	4.7	12	0	11	21	135	6.4	27	0
Games 1-8	8	5	24	4.8	7	0	18	22	250	11.4	74	2
Games 9-16	8	12	73	6.1	24	0	20	33	236	7.2	27	0
Home	8	4	28	7.0	8	0	20	27	321	11.9	74	2
Road	8	13	69	5.3	24	0	18	28	165	5.9	13	0
Wins	10	8	43	5.4	12	0	22	27	324	12.0	74	1
Losses	6	9	54	6.0	24	0	16	28	162	5.8	24	1
Ties	-	-	-	-	-	-	-	-	-	-	-	-
Grass	12	12	74	6.2	24	0	28	41	425	10.4	74	2
Turf	4	5	23	4.6	7	0	10	14	61	4.4	9	0
1st Down	16	10	78	7.8	24	0	38	21	233	11.1	74	2
2nd Down	16	6	18	3.0	7	0	38	25	196	7.8	52	0
3rd Down	16	1	1	1.0	1	0	38	9	57	6.3	15	0
4th Down	16	0	0	0.0	0	0	38	0	0	0.0	0	0
1st Half	16	10	54	5.4	12	0	38	29	267	9.2	74	2
2nd Half	16	7	43	6.1	24	0	38	26	219	8.4	52	0
Overtime	1	0	0	0.0	0	0	2	0	0	0.0	0	0



DERRICK RODGERS

6-1 • 230

Linebacker

Born: 10/14/71

College: Arizona State '98

Acquired: D3b, 1997 • Signed Through: 1999

NFL: Third Season • Dolphins: Third Season

#59

PRO CAREER

1998 - Started all 16 regular season games and both playoff contests at weakside linebacker . . . Finished the regular season with 56 total tackles, 2.5 sacks for 17 yards lost and a pass defended . . . Tackle total tied for fifth on the team, while sack figure ranked fifth . . . Also contributed 11 tackles on special teams during the course of the year, which tied for eighth on

the squad . . . Had two tackles, including a sack, in season-opener at Indianapolis (9/6) . . . Posted six tackles in Dolphins' 21-0 win over Pittsburgh (9/20) . . . Was credited with three tackles, including a sack, in 14-0 victory over St. Louis (10/18) . . . Notched five tackles and earned a defensive game ball for his performance vs. New England (10/25) as the Dolphins held the Patriots without a touchdown in a 12-9 victory . . . Also chipped in with two special teams tackles in the Patriots game. . . Finished second on the team with a season-high eight stops at Buffalo (11/1) . . . Was awarded a game ball on defense in win at Oakland (12/6) when he tallied six tackles and a half-sack . . .

PLAYOFFS: Started both playoff games following the 1998 season at weakside linebacker . . . Totaled five tackles, a half-sack and a forced fumble . . . Made initial start of NFL postseason career in First-Round contest vs. Buffalo (1/2/99) . . . Posted a pair of stops, a half-sack and a forced fumble . . . The forced fumble occurred on a shared sack with Robert Jones of Bills QB Doug Flutie, and was recovered by Zach Thomas . . . In his career, has appeared in three postseason games, starting two of them . . . Has amassed 11 tackles, a half-sack and a forced fumble.

1997 – Started 14 of the 15 games in which he appeared at rightside linebacker during his rookie season . . . Finished with 91 total tackles (69 solo), five sacks for 32 yards lost, a fumble recovery, three forced fumbles and four passes defended . . . Tackle total ranked fourth on the team and was second among linebackers . . . Led team in tackles on two occasions and finished second twice . . . Sack total tied with Jason Taylor and Tim Bowens for second on the squad . . . His five sacks tied Taylor for the fourth-most ever (now fifth) by a Dolphins rookie, and they tied for fourth among NFL rookies in 1997, along with Minnesota's Dwayne Rudd:

ROOKIE SACK LEADERS					
MOST SACKS BY A DOLPHINS ROOKIE			MOST SACKS BY AN NFL ROOKIE IN 1997		
PLAYER	YEAR	SACKS	PLAYER	TEAM	SACKS
1. Bill Stanfill	1969	8.0	1. Peter Boulware	Balt.	11.5
Lorenzo Bromell	1998	8.0	2. Kenny Holmes	Tenn.	7.0
3. A.J. Duhe	1977	7.0	3. Mark Smith	Ariz.	6.0
4. Marco Coleman	1992	6.0	4. DERRICK RODGERS	MIA.	5.0
5. DERRICK RODGERS	1997	5.0	Jason Taylor	Mia.	5.0
Jason Taylor	1997	5.0	Dwayne Rudd	Minn.	5.0

In addition, Rodgers and Taylor's combined ten sacks made them the second-most productive rookie sack tandem in Dolphins history (now tied along with Lorenzo Bromell and Kenny Mixon, who also tallied ten sacks in 1998), trailing only A.J. Duhe (seven) and Bob Baumhower (four), who combined for 11 in 1977 . . . Their total was second among rookie sack tandems in the NFL in 1997:

TOP NFL ROOKIE SACK TANDEMS IN 1997					
TEAM	PLAYER	SACKS	PLAYER	SACKS	TOTAL
Balt.	Peter Boulware	11.5	Jamie Sharper	3.0	14.5
MIAMI	DERRICK RODGERS	5.0	JASON TAYLOR	5.0	10.0
Tenn.	Kenny Holmes	7.0	Pratt Lyons	2.5	9.5
Ariz.	Mark Smith	6.0	Ty Howard	1.0	7.0
Wash.	Greg Jones	3.5	Derek Smith	2.0	5.5

GAME HIGHLIGHTS: Made his NFL debut in season-opener vs. Indianapolis (8/31), when he started at rightside linebacker . . . Led team with 11 tackles, including the first sack of his career, as he dropped Colts QB Paul Justin for an 11-yard loss . . . Also had a pass defended and two forced fumbles . . . Had nine stops and a pass defended the following week vs. Tennessee (9/7) . . . Was second on the club with ten tackles, including a sack, at Green Bay (9/14) . . . Topped team with nine tackles vs. Kansas City (10/5), when he also was credited with a pass defended . . . Was second on the squad the week afterward at N.Y. Jets (10/12) with ten tackles . . . Also recorded two sacks, the first multiple sack game of his career and the 11th time in franchise history that a rookie has had two or more sacks in a game . . . It tied him with eight others (now nine) for the second-highest single-game sack total by a Dolphins rookie, trailing only A.J. Duhe (three, at N.Y. Jets 11/6/77) and Marco Coleman (three, vs. Indianapolis 10/25/92) . . . One of his sacks resulted in a fumble which was recovered by Trace

Armstrong . . . For his efforts, Rodgers was named AFC Defensive Player of the Week, the first such honor of his career . . . Had five tackles and a fumble recovery at Baltimore (10/19) . . . Registered three tackles, including a sack, vs. N.Y. Jets (11/9) . . . Left the game early with a sprained right knee. . . Was inactive the following week vs. Buffalo (11/17) . . . Returned to action at New England (11/23), but did not start . . . Opened each of the final four regular season contests . . . Tallied eight tackles at Indianapolis (12/14) . . . Saw action in a reserve role in First-Round Playoff game at New England (12/28) . . . Was credited with six total tackles . . . Second of four third-round draft choices (92nd overall) by Miami in 1997, with a compensatory pick awarded by the NFL as a result of net free agent losses in 1996.

ROOKIE HONORS: Was named Sports Illustrated's NFL Defensive Rookie of the Year . . . Was also named to College and Pro Football Weekly's All-Rookie team.

COLLEGE

Started in his only season at Arizona State, in 1996 . . . Left school following his junior season . . . Named first-team All-Pac-10 and was a finalist for the Bronko Nagurski Award, given to college football's premier defensive player, as a junior . . . Was an integral part of a defense which helped the Sun Devils to a regular season mark of 11-0 in 1996 . . . Posted 56 total tackles, including 23 for loss, and 12 sacks . . . Added four forced fumbles, one fumble recovery and four passes defended . . . Earned Sports Illustrated's National Player of the Week honors against Nebraska with nine tackles, including three for loss, two sacks and a pair of safeties . . . Had six tackles, including five sacks, against California when he was selected as the Pac-10 Defensive Player of the Week . . . Played two seasons at Riverside (Calif.) Community College before attending ASU . . . Was a second-team All-America and first-team All-Mission Conference choice, as well as the conference's Outstanding Defensive Lineman and Most Valuable Player as a sophomore . . . Finished with 108 total tackles and seven sacks . . . Majored in microbiology.

PERSONAL


Single, resides in Weston, Fla . . . Has a daughter, Elasia (4/1/96), and a son, Triston Andre (7/1/99) . . . Attended St. Augustine High School in New Orleans, La. . . Did not participate in football there, instead played the trumpet as a member of the school's nationally renowned marching band . . . Prior to junior college, the only organized football he played was one year of pee-wee football at age six . . . Graduated from high school in 1989, and served four years as a medical technician in the U.S. Air Force before enrolling at Riverside Community College in 1994 . . . Was stationed for more than two years in Okinawa, Japan . . . Has participated in events benefiting the Cystic Fibrosis Foundation . . . Enjoys dancing, playing Sega and Sony PlayStation and watching movies . . . Full name is Derrick Andre' Rodgers, born October 14, 1971 in Memphis, Tenn.

NFL REGULAR SEASON STATISTICS									
YEAR	TEAM	G-S	TACK.	ASST.	TOTAL	FUM. REC.	FOR. FUM.	QB SACK	YDS LOST
1997	Miami	15-14	69	22	91	1	3	5	32.0
1998	Miami	16-16	43	13	56	0	0	2 1/2	17.0
2-YEAR TOTALS		31-30	112	35	147	1	3	7 1/2	49.0

NFL PLAYOFF STATISTICS									
YEAR	TEAM	G-S	TACK.	ASST.	TOTAL	FUM. REC.	FOR. FUM.	QB SACK	YDS LOST
1997	Miami	1-0	4	2	6	0	0	0	0.0
1998	Miami	2-2	4	1	5	0	1	1/2	5.0
PLAYOFF TOTALS		3-2	8	3	11	0	1	1/2	5.0

ADDITIONAL STATS

Passes Defensed: 4 in 1997, 1 in 1998 for total of 5
 Special Teams Tackles: 11 in 1998



TIM RUDDY

6-3 • 300

Center

Born: 4/27/72

College: Notre Dame '94

Acquired: D2b, 1994 • Signed Through: 1999

NFL: Sixth Season • Dolphins: Sixth Season

#61

PRO CAREER

1998 – Started all 16 regular season games and both playoff contests at center . . . Did not miss an offensive snap during the regular season . . . Was awarded offensive game balls for his performances in wins vs. St. Louis (10/18), vs. Indianapolis (11/8) and vs. New Orleans (11/29) . . .

PLAYOFFS: Started both playoff games following the 1998 season at center . . . Had his only NFL reception, regular season or postseason, when he caught a Dan Marino deflected pass for an eight-yard gain in Miami's First-Round Playoff win vs. Buffalo (1/2/99) . . . In his career, has appeared in six postseason games, starting four of them.

1997 – Started all 15 regular season games in which he played at center . . . Dressed but did not play at N.Y. Jets (10/12) due to a left knee injury . . . That snapped a streak of 37 straight starts dating back to the 1995 season opener . . . It also marked the only game he has missed in his four-year NFL career . . . Had opened each of the first five contests of the year prior to the Jets game . . . Came back and opened each of the final ten regular season contests . . . Was credited with two miscellaneous tackles on the year . . . Started First-Round Playoff game at New England (12/28).

1996 – Started at center for all 16 games . . . Was one of three Dolphins offensive linemen to open every contest . . . Credited with one miscellaneous tackle . . . Underwent dual surgery on December 23, 1996, at HealthSouth Larkin Hospital in Miami . . . Had a screw inserted to repair a navicular fracture of his right wrist, and left fifth finger extensor tendon repaired . . . Both surgeries were performed by Dr. Anne Ouellete, a hand specialist.

1995 – Started all 16 regular season games and one playoff contest . . . Had three miscellaneous tackles . . . Made first NFL start in season opener against N.Y. Jets (9/3) . . . Joined teammate Richmond Webb as Miami's only two offensive players to play every offensive snap over the course of season.

1994 – Played in all 16 regular season games and both playoff contests as a rookie . . . Saw action mainly on special teams . . . Made NFL debut in reserve role against New England (9/4) . . . Second-round draft choice (65th overall) of Miami in 1994.

COLLEGE

Four-year letterman and two-year starter at Notre Dame . . . Saw action at both center and guard in college . . . Started every game at center as a senior . . . Named second-team All-America and first-team all-Independent by The Football News and Associated Press . . . Selected as offensive team tri-captain . . . Earned GTE/CoSIDA National Academic All-America and Student Athlete of the Year . . . Helped offense rank sixth in nation in rushing with 260.7 yards per game average . . . Selected as GTE/CoSIDA National Academic All-America as a junior . . . Recipient of Student/Athlete award from Notre Dame club of St. Joseph Valley . . . Twice selected Delta Airlines-Mobil Cotton Bowl Scholar Athlete . . . Helped team rank third in the nation in total offense (470.4 per game) and rushing (280.9 per game) . . . Saw reserve action at center and guard as a sophomore . . . Received State Farm/Mutual Broadcasting Student Athlete of Year award . . . Posted a perfect 4.0 grade point average as both a junior and a senior . . . Graduated with 3.86 grade point average . . . Holds B.S. in mechanical engineering . . . Earned post-graduate scholarships from NCAA and National Football Foundation.

PERSONAL

Married to Kim, couple resides in Plantation, Fla., with son, Braden (6/29/96) and daughter Kailyn (9/12/98) . . . Attended Dunmore (Pa.) High School . . . Named honorable mention All-America by Sporting News as a senior . . . Selected as 15th best prospect in the nation by Atlanta Journal-Constitution . . . Earned two letters as two-way tackle, deep snapper and kicker . . . Lettered three times in track, performing in the discus and shot put . . . Graduated high school with perfect 4.0 grade point average . . . Has participated in fund-raising events benefiting the Cystic Fibrosis Foundation . . . Works as a financial consultant during the off-season . . . Enjoys hunting and fishing . . . Full name is Timothy Daniel Ruddy, born April 27, 1972, in Scranton, Pa.

NFL REGULAR SEASON STATISTICS

GAMES/STARTS: 1994: 16/0, 1995: 16/16, 1996: 16/16, 1997: 15/15, 1998: 16/16

5-YEAR TOTALS: 79/63


NFL PLAYOFF STATISTICS

GAMES/STARTS: 1994: 2/0, 1995: 1/1, 1997: 1/1, 1998: 2/2 PLAYOFF TOTALS: 6/4

ADDITIONAL STATS

Receiving: (P-1 for 8 yards)

Miscellaneous Tackles: 3 in 1995, 1 in 1996, 2 in 1997 for total of 6



LARRY SHANNON

6-4 • 215

Wide Receiver

Born: 2/2/75

College: East Carolina '98

Acquired: D3b, 1998 • Signed Through: 2000

NFL: Second Season • Dolphins: Second Season

#19

PRO CAREER

1998 – Spent his entire rookie season on Injured Reserve . . . Sustained a torn anterior cruciate ligament in his right knee during a training camp practice on July 22, 1998 . . . Underwent surgery to repair the tear on July 30 . . . The surgery was performed by team physician Dr. John Uribe at HealthSouth Doctor's Hospital in Coral Gables . . . Was placed on I/R on August 24 . . . Second of two third-round draft choices (82nd overall) of Miami in 1998.

COLLEGE


Was a four-year starter at East Carolina . . . Appeared in 40 games, starting 33 of them . . . Finished his career with 101 receptions for 1,714 yards and 21 touchdowns . . . Was slowed by leg and ankle injuries in his senior season, limiting him to seven games with six starts . . . Caught 21 passes for 308 yards and a touchdown . . . Had his most productive season during his junior campaign of 1996 when he started all 11 contests and caught 39 passes for 834 yards and nine touchdowns . . . Led the nation with a 21.4-yard average per reception . . . Was redshirted as a freshman . . . Holds B.S. in business.

PERSONAL

Single, resides in Plantation, Fla . . . Earned three letters in football and two each in basketball and track at Bradford High School in Starke, Fla . . . Named honorable mention all-state and first-team all-area choice during his three-year football career . . . Was also an Honor Roll

student . . . Enjoys playing basketball and video games in his spare time . . . Lists "South Park" as favorite television show. . . Has worked with the Special Olympics . . . Has participated in events benefiting the Cystic Fibrosis Foundation . . . Full name is Larry David Shannon, born February 2, 1975, in Gainesville, Fla.

NFL REGULAR SEASON STATISTICS												
		RECEIVING						RUSHING				
YEAR	TEAM	G-S	NO.	YDS.	AVG.	LG	TD	ATT.	YDS.	LG	TD	
1998	Miami											
INJURED RESERVE (knee)												



MIKE SHELDON

6-4 • 305

Tackle

Born: 6/8/73

College: Grand Valley State '95

Acquired: FA, 1996 • Signed Through: 1999

NFL: Third Season • Dolphins: Third Season

#68

PRO CAREER

1998 – Played in nine regular season games, starting two of them . . . Was inactive for each of the first seven contests . . . Made first start of NFL career, at right guard in place of an injured Kevin Donnalley (knee), at Oakland (12/6) . . . Also opened the season finale at Atlanta (12/27) in place of the injured Donnalley . . . Saw additional action at right guard during games at New England (11/23) and vs. N.Y. Jets (12/13).

PLAYOFFS: Saw action in both playoff games following the 1998 season in a reserve role . . . Has appeared in three playoff games in his career, all as a reserve.

1997 – Played in 11 games, all in a reserve capacity . . . Was inactive for three games, dressed out but did not play in two others . . . All of his playing time during the season came on special teams . . . Saw action strictly on special teams in First-Round Playoff game at New England (12/28) . . . Started all ten regular season games and the World Bowl at left guard for the Rhein Fire of the World League in the spring of 1997, and was an all-league selection.

1995-96 – Went to training camp with Buffalo in 1996 . . . Waived by Bills on August 20 . . . Signed by Miami to the practice squad on August 27, where he spent the entire 1996 campaign . . . Attended camp with the Bills as a rookie free agent in 1995, and was on the club's practice squad for the year.

COLLEGE

Was a Division II All-America and a first-team All-Midwest Football Conference choice his senior season at Grand Valley State in Allendale, Michigan . . . Was named the conference's Offensive Lineman of the Year as well . . . Participated in the Snow Bowl in Fargo, N.D., a Division II all-star game, following his senior year when he served as a team co-captain . . . Was a first-team all-conference pick as a junior in 1993 . . . Majored in criminal justice.

PERSONAL


Single, resides in Oakbrook Terrace, Ill. . . . Attended Willowbrook High School in Villa Park, Ill. . . . Father was a center at the Merchant Marine Academy . . . Assisted in building a house in Little Haiti for Habitat for Humanity during the 1999 offseason . . . Full name is Michael Joseph Sheldon, born June 8, 1973 in Hinsdale, Ill.

NFL REGULAR SEASON STATISTICS

GAMES/STARTS: 1997: 11/0, 1998: 9/2 2-YEAR TOTALS: 20/2

NFL PLAYOFF STATISTICS

GAMES/STARTS: 1997: 1/0, 1998: 2/0 PLAYOFF TOTALS: 3/0



BRENT SMITH

6-5 • 315

Guard

Born: 11/21/73

College: Mississippi State '97

Acquired: D3d, 1997 • Signed Through: 1999

NFL: Third Season • Dolphins: Third Season

#74

PRO CAREER

1998 – Underwent surgery on May 2, 1998, to repair a tear in his abdominal musculature as well as a small inguinal hernia repair . . . The surgery was performed by Dr. David Diaz at HealthSouth Doctor's Hospital in Coral Gables . . . Played in a total of eight regular season games in '98, starting seven of them . . . Was inactive for each of the first eight contests . . . Made the first start of his NFL career, at left tackle in place of the injured Richmond Webb (triceps), in game 9 vs. Indianapolis (11/8) . . . The Colts contest also marked the first appearance of his NFL career . . . Also started games 9-13 for the injured Webb . . . Opened each of the last two games, vs. Denver (12/21) and at Atlanta (12/27) for Webb.

PLAYOFFS: Started both playoff games following the 1998 season . . . Started at left guard in First-Round Playoff game vs. Buffalo (1/2/99), marking his NFL postseason debut . . . Opened at left tackle in Divisional contest at Denver (1/9/99) . . . In his career, has appeared in two postseason games, both starts.

1997 – Was inactive for 14 regular season contests, dressed but did not play in the other two during his rookie season . . . Was inactive for First-Round Playoff game at New England (12/28/97) . . . Fourth of four third-round draft choices by Miami (96th overall) in 1997, a compensatory pick awarded by the NFL as a result of net free agent losses from 1996.


COLLEGE

Was a four-year letterman and three-year starter at Mississippi State . . . Was a first-team All-Southeastern Conference selection as a senior when he started every game at left tackle . . . Was an honorable mention All-SEC choice his junior year when he finished the year with 88 knockdown blocks from his left tackle spot . . . Converted to the offensive line following his sophomore season . . . Started every game at defensive end his sophomore season for the Bulldogs . . . Finished with 40 tackles . . . Saw action at offensive tackle, defensive tackle and defensive end as a freshman . . . Majored in educational psychology and criminology.

PERSONAL

Married to Ginger, couple resides in Pontotoc, Miss., and Weston, Fla. with daughter, Lindsey (9/16/93), and son, Wyatt (7/31/97) . . . Attended Pontotoc (Miss.) High School, where he lettered in football and track & field . . . Enjoys fishing in his spare time . . . Has participated in events benefiting the Cystic Fibrosis Foundation . . . Assisted in building a house in Little Haiti for Habitat for Humanity during the 1999 offseason . . . Lists "Silence of the Lambs" as favorite movie, "Seinfeld" as favorite television show and Alan Jackson as favorite recording artist . . . Full name is Gary Brent Smith, born November 21, 1973, in Dallas, Texas.

NFL REGULAR SEASON STATISTICS		
GAMES/STARTS: 1997: 0/0	1998: 8/7	2-YEAR TOTALS: 8/7
NFL PLAYOFF STATISTICS		
GAMES/STARTS: 1997: 0/0	1998: 2/2	PLAYOFF TOTALS: 2/2



RAYNA STEWART

5-10 • 200

Safety

#21

Born: 6/18/73

College: Northern Arizona '96

Acquired: FA, 1998 • Signed Through: 1999

NFL: Fourth Season • Dolphins: Second Season

PRO CAREER

1998 – Signed with the Dolphins as a free agent on September 15 after being waived by Tennessee on August 30 . . . Played in 14 games with the Dolphins, all in a reserve role . . . Recorded 11 special teams tackles during the course of the year . . . Made his Dolphins debut vs. Pittsburgh (9/20) . . . Tallied a season-high four special teams tackles at Buffalo (11/1) . . .

PLAYOFFS: Appeared in both playoff games following the 1998 season in a reserve role . . . Made his NFL postseason debut in First-Round game vs. Buffalo (1/2/99) . . . Was credited with one special teams tackle in the playoffs.

1997 – Played in all 16 games for Tennessee, including four starts . . . Finished with 32 total tackles, a half-sack, four passes defended and a fumble recovery . . . Also posted a team-high 17 special teams tackles . . . First NFL start came at Miami (9/7), when he opened at strong safety in place of the injured Blaine Bishop (arm) . . . Recovered a fumble in that game which led to a field goal . . . Shared a sack with teammate Joe Bowden at Arizona (10/26), when they dropped Cards QB Jake Plummer for a one-yard loss . . . Had a season-high four special teams tackles vs. Buffalo (11/23) . . . Started at free safety in place of the injured Marcus Robertson (knee) at Cincinnati (12/4) and notched a career-high ten tackles before leaving the game in the fourth quarter with a mild concussion.

1996 – Appeared in 15 games, all in a reserve role, in his rookie season . . . Recorded five tackles on defense, where he saw time at free safety . . . Also amassed ten special teams tackles during the course of the year, which ranked sixth on the squad . . . Made NFL debut vs. Kansas City (9/1) . . . Sustained a right thumb injury vs. Miami (11/17) . . . Underwent surgery on November 18 . . . Fifth-round draft choice (143rd overall) of Houston in 1996.

COLLEGE

Played in 42 games with 33 starts during his four-year collegiate career . . . Saw action at safety, cornerback and linebacker . . . Finished with 154 tackles, one sack, four interceptions and 40 passes defended . . . Also had three forced fumbles and a pair of fumble recoveries . . . Lettered twice on the school's track team as well . . . Was a candidate for the Buck Buchanan Award as a senior, given annually to the top defensive player in Division I-AA . . . Earned first-team All-America and All-Big Sky Conference accolades following his senior season . . . Received degree in advertising.

PERSONAL

Married to Sonia, with son Rayna Cottrell Stewart III (3/31/99) . . . Was an all-conference and all-league selection at Chatsworth (Calif.) High School . . . Played defensive back and running

back during his high school career . . . Was a team captain, and also earned Most Inspirational and Defensive MVP honors . . . Was a scholar-athlete as well . . . During the 1998 offseason, served an internship with the Buntin Group, a Nashville, Tenn. advertising firm . . . This past off-season, worked as a substitute teacher at Nashville-area high schools . . . Has participated in events benefiting the Cystic Fibrosis Foundation . . . Assisted in building a house in Little Haiti for Habitat for Humanity during the 1999 offseason . . . Full name is Rayna Cottrell Stewart II, born June 18, 1973, in Oklahoma City, Okla.

NFL REGULAR SEASON STATISTICS										
YEAR	TEAM	G-S	TACK.	ASST.	TOTAL	FUM REC.	INT.	YDS.	LG	TD
1996	Houston	15-0	5	0	5	0	0	0	0	0
1997	Tennessee	16-4	26	6	32	1	0	0	0	0
1998	Miami	14-0	0	0	0	0	0	0	0	0
3-YEAR TOTALS		45-4	31	6	37	1	0	0	0	0
MIAMI TOTALS		14-0	0	0	0	0	0	0	0	0


NFL PLAYOFF STATISTICS										
YEAR	TEAM	G-S	TACK.	ASST.	TOTAL	FUM REC.	INT.	YDS.	LG	TD
1998	Miami	2-0	0	0	0	0	0	0	0	0

ADDITIONAL STATS

Passes Defensed: (Tennessee) 1 in 1996, 4 in 1997 for total of 5

Sacks: (Tennessee) 0.5 for 0.5 yards in 1997

Special Teams Tackles: (Tennessee) 10 in 1996, 17 in 1997, (Miami) 11 in 1998 for total of 38 (P-1)



BARRY STOKES

6-4 • 315

Tackle

Born: 12/20/73

College: Eastern Michigan '96

Acquired: FA, 1998 • Signed Through: 1999

NFL: Second Season • Dolphins: Second Season

#67

PRO CAREER

1998 – Went to training camp with the Dolphins, was waived on August 25 . . . Was re-signed on November 4 following triceps injury to Richmond Webb . . . Played in three regular season games, all in a reserve role . . . Was inactive for three contests, dressed but did not play in two others . . . Made NFL debut at Oakland (12/6) . . . Did not see action in either of Miami's two playoff games, was inactive for one . . . Played with the Scottish Claymores of the NFL Europe League this past spring and started all ten games at left tackle.

1996-97 – Played with the Scottish Claymores of NFL Europe during the spring of 1998 and started all ten games at left tackle . . . Went to camp with Atlanta in 1997 and was released before the start of the regular season . . . Was signed to St. Louis' practice squad following his release by the Falcons, and spent a stint there . . . Signed by the Dolphins to the practice squad on November 26, 1997, where he spent each of the final four regular season games and one playoff contest . . . Originally went to camp with Detroit as an undrafted rookie free agent in 1996 . . . Was waived prior to the start of the regular season . . . Spent part of his rookie season on Jacksonville's practice squad.

COLLEGE


Played in 44 games during his collegiate career, including 35 starts . . . Played tight end his freshman season, split time between guard and tackle over his final three years . . . Was an All-Mid-American Conference choice following his senior season.

PERSONAL

Single, resides in Flint, Mich . . . Lettered in football and basketball at Davison (Mich.) High School . . . Was the Flint "Golden Gloves" boxing champion in 1991 . . . Full name is Barry Wade Stokes, born December 20, 1973, in Flint, Mich.

NFL REGULAR SEASON STATISTICS

GAMES/STARTS: 1998: 3/0



PATRICK SURTAIN

5-11 • 190

Cornerback

Born: 6/19/76

College: Southern Mississippi '98

Acquired: D2a, 1998 • Signed Through: 2001

NFL: Second Season • Dolphins: Second Season

#23

PRO CAREER

1998 – Played in all 16 regular season games and both playoff contests, all in a reserve role, during his rookie season . . . Was inserted in nickel and dime situations on defense, and finished the regular season with 29 total tackles, two interceptions and 11 passes defended, which were third-most on the club . . . Also contributed eight special teams tackles over the course of the year . . . Was an All-Rookie selection by College and Pro Football Newsweekly . . . Made NFL debut in a reserve capacity at Indianapolis (8/31) . . . Had two tackles and the first interception of his career vs. Buffalo (9/13), when he picked off a Rob Johnson pass . . . Also came up with two special teams tackles in that contest . . . Was awarded a defensive game ball for his performance in the Dolphins' 13-7 victory over the Bills . . . Established a season-high with four tackles vs. Pittsburgh (9/20) . . . Second career interception occurred vs. St. Louis (10/18) when he picked off a Tony Banks pass on the Rams' final offensive play of the game with 4:09 remaining to preserve shutout in a 14-0 win . . . Totaled four tackles vs. Indianapolis (11/8) . . . Had a pair of stops on special teams vs. New Orleans (11/29) . . . Had four stops and a pass defended at Oakland (12/6) . . . First of two second-round draft choices (44th overall) of Miami in 1998.

PLAYOFFS: Appeared in both playoff games following the 1998 season in a reserve role . . . Recorded three tackles on defense and one on special teams . . . Made his NFL postseason debut in First-Round game vs. Buffalo (1/2/99) and amassed three stops.

COLLEGE

Was a four-year letterman and two-year starter in college . . . Appeared in 40 games with 23 starts during his career . . . Accumulated 189 tackles, 13 interceptions, a sack and 31 passes defended . . . Was named the Conference USA Player of the Year by The Football News following his senior season of 1997 when he started all 11 games and finished with 66 tackles, six interceptions and 15 passes defended . . . Interception total ranked 11th in the nation . . . Was named the Conference USA and school's Defensive Player of the Week with two interceptions against Florida . . . Opened all 11 contests as a junior in 1996 and earned first-team All-Conference USA honors . . . Notched 84 tackles, six interceptions and eight passes defended . . . Interception total tied for sixth in the nation . . . Majored in sports administration.

PERSONAL


Single, resides in Plantation, Fla . . . Attended Edna Karr High School in New Orleans, La . . . As a quarterback, was named MVP of the 1993 state championship game his senior season . . . Earned second-team all-state, first-team all-district and team MVP honors following his senior season . . . Completed 44 of 97 passes for 753 yards and seven touchdowns, and rushed for 784 yards and 12 scores on 137 carries . . . Was an all-state selection in basketball and a member of the school's state title team his junior year . . . Also lettered in baseball and track . . . Along with other Dolphins defensive backs, was part of the "No Pass Zone" program in 1998 in which each member donated three tickets for every home game to the Boys and Girls Clubs of Broward County . . . Enjoys reading and watching television in his spare time . . . Lists "Soul Food" as favorite movie, "Martin" as favorite television show, "A Time to Kill" as favorite book and Juvenile as favorite recording artist . . . Full name is Patrick Frank Surtain, born June 19, 1976, in New Orleans, La.

NFL REGULAR SEASON STATISTICS										
YEAR	TEAM	G-S	TACK.	ASST.	TOTAL	FUM.				
						REC.	INT.	YDS.	LG	TD
1998	Miami	16-0	25	4	29	0	2	1	1	0

NFL PLAYOFF STATISTICS										
YEAR	TEAM	G-S	TACK.	ASST.	TOTAL	FUM.				
						REC.	INT.	YDS.	LG	TD
1998	Miami	2-0	3	0	3	0	0	0	0	0

ADDITIONAL STATS

Passes Defensed: 11 in 1998
 Special Teams Tackles: 8 in 1998 (P-1)



BARRON TANNER

6-3 • 310

Defensive Tackle

Born: 9/14/73

College: Oklahoma '97

Acquired: D5a, 1997 • Signed Through: 1999

NFL: Third Season • Dolphins: Third Season

#72

PRO CAREER

1998 – Played in 13 regular season games, all in a reserve role . . . Also appeared in both playoff contests, starting one of them . . . Finished the regular season with 17 total tackles . . . Was inactive for two contests . . . Posted a season-high three tackles on three occasions: vs. St. Louis (10/18), vs. Indianapolis (11/8) and at Atlanta (12/27).

PLAYOFFS: Appeared in both playoff games following the 1998 season, starting one of them . . . Was credited with five tackles, a half-sack and a pass defensed . . . Shared a sack along with Daryl Gardener when they dropped Bills QB Doug Flutie for an 8-yard loss in First-Round game vs. Buffalo (1/2/99) . . . Started first postseason game of NFL career when he replaced an injured Tim Bowens (biceps) at left defensive tackle in Divisional game at Denver (1/9/99) . . . Responded with four tackles . . . Has appeared in three playoff games in his career with one start . . . Has recorded seven tackles, a half-sack, a forced fumble and a pass defensed.

1997 – Played in all 16 regular season games with no starts . . . Finished with 35 tackles (17 solo) and two passes defended . . . Recorded five tackles vs. Tennessee (9/7) . . . Tallied four stops at N.Y. Jets (10/12) . . . Amassed five tackles vs. Buffalo (11/17) . . . Tallied a season-high seven tackles at Indianapolis (12/14) . . . Played in a reserve role in First-Round Playoff game at New England (12/28) . . . Was credited with a pair of tackles and a forced fumble . . . The first of two fifth-round draft choices by Miami (149th overall) in 1997, a pick obtained from Kansas City in the Pete Stoyanovich trade.

COLLEGE

Was a three-year letterman and two-year starter at Oklahoma . . . Started at left defensive tackle his senior year . . . Registered 91 total tackles (65 solo), including 11 for loss, four sacks, two forced fumbles and two passes defended . . . Opened at left defensive tackle his junior season . . . Finished with 56 tackles, including seven for loss, and a forced fumble . . . Saw action as a reserve defensive end his sophomore year . . . Accounted for 45 tackles, 1.5 sacks and a fumble recovery . . . Sat out freshman season under NCAA Proposition 48 rules . . . Majored in sociology.

PERSONAL

Single, resides in Norman, Okla . . . Attended Athens (Texas) High School . . . Was named all-state, all-district and the Dallas Morning News Defensive Player of the Year as a senior when he recorded 105 tackles, four sacks and four fumble recoveries from his defensive end spot . . . Also was rated as one of the state's premier power lifters . . . Enjoys playing video games and watching movies in his spare time . . . In 1998, caught a 63-pound sailfish at the Miami Dolphins Fishing Tournament benefiting the Cystic Fibrosis Foundation, in his first time ever fishing . . . Lists "Boyz N The Hood" as favorite movie, "Martin" as favorite television show, and Ice Cube as favorite recording artist . . . Nickname is "Beep" . . . Full name is Barron Keith Tanner, born September 14, 1973, in Athens, Texas.

NFL REGULAR SEASON STATISTICS

YEAR	TEAM	G-S	TACK	ASST	TOTAL	FUM REC	FOR FUM	QB SACK	YDS LOST
1997	Miami	16-0	17	18	35	0	0	0	0.0
1998	Miami	13-0	7	10	17	0	0	0	0.0
2-YEAR TOTALS		29-0	24	28	52	0	0	0	0.0


NFL PLAYOFF STATISTICS


YEAR	TEAM	G-S	TACK	ASST	TOTAL	FUM REC	FOR FUM	QB SACK	YDS LOST
1997	Miami	1-0	2	0	2	0	1	0	0.0
1998	Miami	2-1	2	3	5	0	0	1/2	4.0
PLAYOFF TOTALS		3-1	4	3	7	0	1	1/2	4.0

ADDITIONAL STATS

Passes Defended: 2 in 1997 (P-1)

DOLPHIN FACT

 In 1998, in games in which the local TV blackout was lifted because the game was sold out 72 hours in advance of kickoff, the Dolphins were 7-6, including marks of 6-1 at home and 1-5 on the road. Since 1973, when the local TV blackout first could be lifted, provided that a game is sold out 72 hours in advance of kickoff, Miami is 105-94 (.528) in games where the game is locally televised. The Dolphins are 61-243 (.718) when a home game has been televised in the Miami area. When a road game has been televised in the city of the opposing team, Miami is 44-70 (.386).



JASON TAYLOR

6-6 • 260

Defensive End

Born: 9/1/74

College: Akron '97

Acquired: D3a, 1997 • Signed Through: 1999

NFL: Third Season • Dolphins: Third Season

#99

PRO CAREER

1998 – Played in all 16 regular season games, starting 15 of them . . . Opened 14 contests at right end and one on the left side . . . Finished with 52 total tackles, nine sacks for 37 yards lost, a team-high four forced fumbles and nine passes defended . . . Tackle total ranked ninth on the team . . . Nine sacks were second on the club, trailing only Trace Armstrong's 10.5 . . . The total also was ninth-most in the AFC . . . Nine passes defended were fifth on the club and the most among linemen . . . Put together three multiple-sack games on the year . . . Played in a reserve role in season-opener at Indianapolis (8/31) due to a partial tear of the distal third of the sartorius tendon in his left knee (tendon located behind the knee) that he sustained during the preseason . . . Tallied three tackles and a sack in the Colts game . . . Notched seven tackles, including two sacks, vs. Buffalo (9/13), marking the first multiple sack game of his career . . . His two sacks were among eight by the Dolphins that day, tied for the second-highest single-game total in club history . . . Posted three tackles, two sacks and a forced fumble at N.Y. Jets (10/4) . . . Registered a season-high eight tackles and a pass defended vs. New England (10/25), when the Dolphins held the Patriots without a touchdown in a 12-9 overtime victory . . . Was awarded a defensive game ball for his performance . . . Recorded five tackles, a sack and two passes defended at Carolina (11/15) as Dolphins held the Panthers without a touchdown in a 13-9 win . . . Was awarded a defensive game ball for his efforts in that contest as well . . . Had five tackles, two sacks and a forced fumble at Oakland (12/6) . . . His two sacks were among eight on the day by Miami as a team, tied for the second-highest single-game total in franchise history, and Taylor received a defensive game ball . . . Registered seven tackles and a sack vs. Denver (12/21) . . . Sustained a fractured right clavicle in the first half of season finale at Atlanta (12/27) . . . Was placed on Injured Reserve on December 29, and missed both of Miami's playoff games following the 1998 season . . .

SACKS OVER FIRST TWO YEARS: In his two seasons Miami Taylor has accumulated 14 sacks, tied for the third-highest total ever by a Dolphin in his first two NFL seasons:

MOST SACKS BY A DOLPHIN IN HIS FIRST TWO SEASONS

PLAYER	FIRST-YEAR SACKS	SECOND-YEAR SACKS	TOTAL SACKS
1. Bryan Cox	2.0 (1991)	14.0 (1992)	16.0
2. A.J. Duhe	7.0 (1977)	8.0 (1978)	15.0
3. JASON TAYLOR	5.0 (1997)	9.0 (1998)	14.0
Bill Stanfill	8.0 (1969)	6.0 (1970)	14.0
5. Vern Den Herder	1.0 (1971)	10.5 (1972)	11.5

PLAYOFFS: Was on Injured Reserve with a fractured right clavicle for both playoff games following the 1998 season . . . In his career has started the only postseason contest in which he has appeared . . . Has amassed three tackles.

1997 – Played in 13 games with 11 starts at right defensive end . . . Was inactive for three contests with a fractured right forearm . . . Finished with 50 total tackles (43 solo), five sacks for 37 yards lost, two fumble recoveries, two forced fumbles and three passes defended . . . Also came up with six special teams tackles on the year . . . Sack total tied with Derrick Rodgers and Tim Bowers for second on the squad . . . His five sacks tied Rodgers for the fifth-most ever by a Dolphins rookie, and they tied for fourth among NFL rookies in 1997, along with Minnesota's Dwayne Rudd:

ROOKIE SACK LEADERS

MOST SACKS BY A DOLPHINS ROOKIE			MOST SACKS BY AN NFL ROOKIE IN 1997		
PLAYER	YEAR	SACKS	PLAYER	TEAM	SACKS
1. Bill Stanfill	1969	8.0	1. Peter Boulware	Balt.	11.5
Lorenzo Bromell	1998	8.0	2. Kenny Holmes	Tenn.	7.0
3. A.J. Duhe	1977	7.0	3. Mark Smith	Ariz.	6.0
4. Marco Coleman	1992	6.0	4. JASON TAYLOR	MIA.	5.0
5. JASON TAYLOR	1997	5.0	Derrick Rodgers	Mia.	5.0
Derrick Rodgers	1997	5.0	Dwayne Rudd	Minn.	5.0

In addition, Taylor and Rodgers' combined ten sacks made them the second-most productive rookie sack tandem in Dolphins history (now tied with Lorenzo Bromell and Kenny Mixon, who also tallied ten sacks in 1998), trailing only A.J. Duhe (7) and Bob Baumhower (4), who combined for 11 in 1977. Their total was second among rookie sack tandems in the NFL in 1997:

TOP NFL ROOKIE SACK TANDEMS IN 1997

TEAM	PLAYER	SACKS	PLAYER	SACKS	TOTAL
Balt.	Peter Boulware	11.5	Jamie Sharper	3.0	14.5
MIAMI	JASON TAYLOR	5.0	DERRICK RODGERS	5.0	10.0
Tenn.	Kenny Holmes	7.0	Pratt Lyons	2.5	9.5
Ariz.	Mark Smith	6.0	Ty Howard	1.0	7.0
Wash.	Greg Jones	3.5	Derek Smith	2.0	5.5

GAME HIGHLIGHTS: Made his NFL debut in season-opener against Indianapolis (8/31) when he started at right defensive end . . . Tied for second on the team with a season-high ten total tackles . . . Included in that total was the first sack of his career, as he dropped QB Jim Harbaugh for an eight-yard loss . . . Recorded five tackles the following week vs. Tennessee (9/7) . . . Tallied seven tackles, including an eight-yard sack of QB Neil O'Donnell, at N.Y. Jets (10/12), when he also knocked down a pass . . . Sustained a fractured right forearm during practice on October 16 . . . Underwent surgery to reduce and stabilize the fracture on October 17 by Dolphins team physician Dr. John Uribe at HealthSouth Doctor's Hospital in Coral Gables . . . Was inactive for each of the next three games with the injury . . . Returned to action in a reserve role vs. N.Y. Jets (11/9), wearing a cast to protect the fracture . . . Recorded a pair of tackles in the game. . . Suffered a dislocated left thumb in practice on November 19 . . . Returned to starting lineup at right end at New England (11/23), while wearing a cast on his right forearm and another to protect his left thumb . . . Came up with six tackles, including a sack, in the Patriots game . . . Recovered a fumble vs. Detroit (12/7) . . . Registered three tackles, including a sack and a forced fumble, at Indianapolis (12/14) . . . The sack and the forced fumble occurred on the same play, as he stripped the ball from Colts QB Jim Harbaugh after a two-yard loss, and the loose ball was recovered by Shawn Wooden . . . Opened at right end in First-Round Playoff game at New England (12/28) . . . Was credited with three tackles . . . The first of four third-round draft choices by Miami (73rd overall) in 1997 . . .

POSTSEASON ROOKIE HONORS: Earned several postseason all-rookie accolades . . . Was named to the all-rookie teams for Pro Football Weekly, College & Pro Football Newsweekly and Football News . . . Was also named as the Dolphins Newcomer of the Year in a vote of the South Florida media.

COLLEGE

Was a four-year letterman and three-year starter at Akron . . . Was a first-team All-Mid America Conference choice as a senior, when he started at left defensive end . . . Tallied 64 tackles (43 solo), and led team with ten sacks and 18 stops for loss . . . Added four fumble recoveries, three forced fumbles, six passes defensed and also caught a pass for a score . . . Earned National Defensive Player of the Week honors for his performance against Virginia Tech when he posted 12 tackles, two sacks, two fumble recoveries, three stops for loss and tackled a punt returner in the end zone for a safety . . . Was an honorable mention All-America pick and a first-team All-MAC selection as a junior, when he started at weakside linebacker . . . Led team with 99 tackles . . . Added five sacks, 11 tackles for loss, three forced fumbles, a fumble recovery, five passes defensed and an interception . . . Played in all 11 contests with nine starts at weakside

linebacker in his sophomore campaign . . . Had 70 tackles, and led team with six sacks and four stops for loss . . . Also had an interception . . . Saw reserve action as a redshirt freshman . . . Finished with 46 tackles, including two for loss, one fumble recovery, one forced fumble, an interception and two passes defended . . . Also lettered on the Akron basketball team . . . Majored in political science/criminal justice.

PERSONAL

Single, resides in Weston, Fla . . . Was home-schooled during high school, although he played sports for Woodland Hills High School in Pittsburgh, Pa . . . Earned All-Western Pennsylvania Interscholastic Athletic League honors by Pittsburgh Press Gazette and Gateway Press his senior season as a tight end and free safety . . . Also lettered in basketball . . . Had cameo appearances on television show "Lawless", starring Brian Bosworth on FOX-TV (show was cancelled before episode aired) . . . Worked with children's hospitals in Pittsburgh and Akron . . . Has participated in events benefitting the Cystic Fibrosis Foundation and the Miami Project to Cure Paralysis . . . Assisted in building a house in Little Haiti for Habitat for Humanity during the 1999 offseason . . . Enjoys playing golf in spare time . . . Lists "Bad Boys" as favorite movie, "Fresh Prince" as favorite television shown and The Bible as favorite book . . . Full name is Jason Paul Taylor, born September 1, 1974, in Pittsburgh, Pa.

NFL REGULAR SEASON STATISTICS

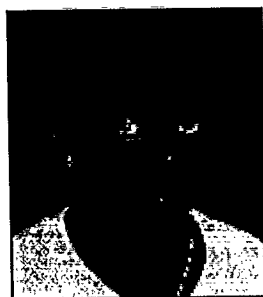
YEAR	TEAM	G-S	TACK.	ASST.	TOTAL	FUM. REC.	FOR. FUM.	QB SACK	YDS LOST
1997	Miami	13-11	43	7	50	2	2	5	37.0
1998	Miami	16-15	37	15	52	0	4	9	37.0
2-YEAR TOTALS		29-26	80	22	102	2	6	14	74.0

NFL PLAYOFF STATISTICS

YEAR	TEAM	G-S	TACK.	ASST.	TOTAL	FUM. REC.	FOR. FUM.	QB SACK	YDS LOST
1997	Miami	1-1	2	1	3	0	0	0	0.0
1998	Miami	INJURED RESERVE							
PLAYOFF TOTALS		1-1	2	1	3	0	0	0	0.0

ADDITIONAL STATS

Passes Defended: 3 in 1997, 9 in 1998 for total of 12
 Special Teams Tackles: 6 in 1997 (P-1)



LAMAR THOMAS

6-1 • 170

Wide Receiver

Born: 2/12/70

College: Miami, Fla. '93

Acquired: FA, 1996 • Signed Through: 2000

NFL: Seventh Season • Dolphins: Fourth Season

#85

PRO CAREER

1998 – Played in all 16 regular season games for the first time in his six-year NFL career . . . Started two contests . . . Had the most productive season of his NFL career as he caught 43 passes for 603 yards and five touchdowns . . . All three figures ranked third on the team . . . With a 14.0-yard average per reception, has put together a mark of 14.0 or better in that

category in each of his three seasons with the Dolphins and in four of his six NFL seasons . . . Caught three passes for 42 yards, including a 17-yard scoring reception from Dan Marino, vs. Buffalo (9/13) . . . The touchdown was the only one of the game for the Dolphins in a 13-7 victory . . . Hauled in three passes for 20 yards, including an eight-yard TD catch, the following week vs. Pittsburgh (9/20) . . . It marked the first time in his career that he scored touchdowns in consecutive contests . . . Grabbed four passes for 69 yards in a Monday night game at Jacksonville (10/12) . . . Reception total in that game is tied for the fifth-highest total of his career . . . Yardage figure was his third-best of the season and sixth-highest of his career . . . Had four catches for 37 yards vs. New Orleans (11/29) . . . Tallied four receptions for 52 yards vs. N.Y. Jets (12/13) . . . Turned in the best outing of his NFL career in Monday night game vs. Denver (12/21) . . . Tied for team-lead with six receptions, led club with 136 receiving yards, marking the first 100-yard receiving game of his career . . . Also scored three touchdowns, the first multiple-TD game of his career . . . The three touchdown catches are tied for the third-highest single-game total in Dolphins history . . . Coupled with O.J. McDuffie's three TD catches against New Orleans three weeks earlier (11/29), it was the first time that two Dolphins had accounted for three or more touchdown catches in a game in the same season since 1994 when Irving Fryar had three TD catches on September 4 versus New England, and Mark Ingram accounted for four receiving scores on November 27 at the N.Y. Jets . . . Thomas' touchdowns against the Broncos came on receptions of nine, 56, and 17 yards, all from Dan Marino . . . The 56-yarder represented a season-long and is the second-longest reception of his career . . . Six receptions matched a personal single-game high which he first established against New England in a Monday night game on December 22, 1997 . . . Recorded four catches for 79 yards in season finale at Atlanta (12/27) . . . His yardage total in that game was his second-highest of the season and of his career . . .

PLAYOFFS: Started both playoff games following the 1998 season . . . Finished third on the team in the postseason with seven catches for 67 yards . . . Had one receiving score as well, the only one during the 1998 playoffs for the Dolphins . . . Caught four passes for 36 yards, including an 11-yard touchdown reception from Dan Marino, in First-Round victory over Buffalo (1/2/99) . . . The score was the first of his NFL playoff career . . . Has started all three postseason contests in which he has appeared during his career . . . Has totaled 10 receptions for 125 yards and one touchdown.

1997 – Played in 12 regular season games with six starts . . . Finished with 28 receptions for 402 yards and two touchdowns . . . Reception total tied for fifth on the team, yardage figure ranked fourth and two receiving scores were third-most . . . Reception and yardage totals both marked career-highs at that point, while his two touchdowns equaled a career-best at the time that he first established in his rookie season of 1993 as a member of Tampa Bay . . . Was inactive for each of the first four contests . . . Saw initial action of the year vs. Kansas City (10/5), when he caught three passes for 43 yards . . . Made his first start of the season at N.Y. Jets (10/12), and caught five passes for a season-high 75 yards, including a 22-yard touchdown catch from Dan Marino . . . Hauled in four passes for 53 yards at New England (11/23) . . . Season-long catch of 26 yards came vs. Detroit (12/7), when it marked his only reception of the game . . . Tied for team-lead with a career-best six catches, totaling a team-high 64 yards, in season finale vs. New England (12/22) . . . Also had an eight-yard touchdown grab from Marino in the contest . . . Started First-Round Playoff game at New England (12/28), and caught three passes for a team-high 62 yards, including a long reception of 42 yards.

1996 – Opened camp with Tampa Bay . . . Waived by Buccaneers on July 17 . . . Signed with Dolphins as free agent on July 27 . . . Played in nine games with three starts . . . Was inactive for three contests . . . Finished with ten catches for 166 yards and one touchdown . . . Made first start of season, at Arizona (9/8), and tied for team lead with three receptions for 40 yards, including a 20-yard TD . . . Came off bench at New England (11/3) and caught three passes for a season-best 71 yards, including a 34-yard grab . . . His 71 yards in receptions marked second-highest single-game total of his career at that point and now is the fifth-highest.

1995 – Played in 11 games for Tampa Bay . . . Finished with ten receptions for 107 yards and one rush for nine yards . . . Had one reception for 19 yards and a five-yard run against Washington (9/24) . . . Spent weeks six through nine on inactive list . . . Saw most extensive action of season at Minnesota (12/3) and had one reception for a season-high 24 yards.

1994 – Played 11 games . . . Finished with seven receptions for 94 yards . . . Was on inactive list for games two through five and week eight . . . Had best statistical game of year at Atlanta (10/9) with season-best four catches for 59 yards, including season-long 27-yard catch.

1993 - Played in 14 games with two starts ... Finished with eight receptions for 186 yards (23.3 yards per catch) and two touchdowns ... Had career-long 62-yard touchdown reception against Chicago (9/26) ... Made first career NFL start, against Green Bay (10/24) ... Scored second career touchdown on 20-yard grab in season-finale against San Diego (1/2/94) ... Third round draft choice (60th overall) of Tampa Bay in 1993.

COLLEGE

Four-year letterman and three-year starter at Miami (Fla.) ... Finished collegiate career with 144 receptions for 2,271 yards (15.8 average) and 23 touchdowns ... Set school record for career receptions (144), one better than Michael Irvin's 143 receptions ... Also ranked second in both receiving yards (behind Irvin's 2,423) and touchdowns (behind Irvin's 26) ... Had eight career 100-yard receiving games ... Added 14 catches for 160 yards in four bowl games ... Named to several All-America teams and was a consensus first team All-Big East choice as a senior in 1992 ... Finished second on team with 47 receptions for 701 yards and ten touchdowns ... Had four multiple-TD catch games and two 100-yard games ... Selected first team All-Big East as a junior ... Posted 39 receptions for 623 yards and six scores ... Started as a sophomore and finished with 43 catches for 742 yards (career best 17.3 average) and six touchdowns ... Posted three 100-yard receiving games ... Set school record with three touchdowns in win over Texas Tech ... Contributed 15 receptions for 205 yards and a touchdown as a redshirt freshman ... Redshirted in 1988 ... Majored in human development with a 3.59 GPA.

PERSONAL

Married to Ebony, couple resides in Aventura, Fla., with son, Chandler Thomas (2/12/97) ... While at Miami (Fla.), played on basketball team as a sophomore and also captured Big East high jump title as a senior for school's track team ... Attended Buchholz High School in Gainesville, Fla. ... Lettered in football, baseball, track, basketball, and tennis ... Named First Team all-state, USA Today Honorable Mention All-America and was Gainesville's Player of the Year as a senior ... Also earned exact same honors in basketball as a senior ... Recruited by Syracuse for basketball ... Lists "Brian's Song" as favorite movie, "Arlis\$" as favorite television show and Michael Jackson as favorite recording artist ... An extremely community minded player ... Spends much of his off-season speaking in local schools ... Has participated in events benefiting the Cystic Fibrosis Foundation ... Enjoys spending time with son as well as playing basketball, golf and video games ... Considers grandparents as most influential people in his life ... Full name is Lamar Nathaniel Thomas, born February 12, 1970, in Ocala, Fla.

NFL REGULAR SEASON STATISTICS

YEAR	TEAM	G-S	RECEIVING				RUSHING				
			NO.	YDS.	AVG.	LG	TD	ATT.	YDS.	LG	TD
1993	Tampa Bay	14-2	8	186	23.3	62t	2	0	0	0	0
1994	Tampa Bay	11-0	7	94	13.4	27	0	0	0	0	0
1995	Tampa Bay	11-0	10	107	10.7	24	0	1	5	5	0
1996	Miami	9-3	10	168	16.8	34	1	0	0	0	0
1997	Miami	12-6	28	402	14.4	26	2	0	0	0	0
1998	Miami	16-2	43	603	14.0	56t	5	0	0	0	0
6-YEAR TOTALS		73-13	106	1558	14.7	62t	10	1	5	5	0
MIAMI TOTALS		37-11	81	1171	14.5	56t	8	0	0	0	0

NFL PLAYOFF STATISTICS

YEAR	TEAM	G-S	RECEIVING				RUSHING				
			NO.	YDS.	AVG.	LG	TD	ATT.	YDS.	LG	TD
1997	Miami	1-1	3	62	20.7	42	0	0	0	0	0
1998	Miami	2-2	7	67	9.6	17	1	0	0	0	0
PLAYOFF TOTALS		3-3	10	129	12.9	42	1	0	0	0	0

ADDITIONAL STATS

Miscellaneous Tackles: 1 in 1997, 2 in 1998 for total of 3 (P-1)

SINGLE-GAME HIGHS

Most Receptions:	6 vs. New England, 12/22/97
	6 vs. Denver, 12/21/98
	5 at N.Y. Jets, 10/12/97
	4, seven times (last: *vs. Buffalo, 1/2/99)
Most Receiving Yards:	136 vs. Denver, 12/21/98
	79 at Atlanta, 12/27/98
	78 at Chicago, 9/26/93
	75 at N.Y. Jets, 10/12/97
	71 at New England 11/3/96
Longest Receptions:	62t at Chicago, 9/26/93
	56t vs. Denver, 12/21/98
	*42 at New England, 12/28/97
	34 at New England, 11/3/96
	31 vs. N.Y. Jets, 12/13/98
	31 at Atlanta, 12/27/98
Most TD Receptions:	3 vs. Denver, 12/21/98
	1, eight times (last: *vs. Buffalo, 1/2/99)


* Playoff game

RECEIVING BREAKDOWN

	1998						CAREER					
	G	NO	YDS	AVG	LG	TD	G	NO	YDS	AVG	LG	TD
Buffalo	2	5	76	15.2	18	1	4	7	125	17.9	25	1
Indianapolis	2	4	46	11.5	16	0	4	7	83	11.9	16	0
Miami	-	-	-	-	-	-	-	-	-	-	-	-
New England	2	2	28	14.0	21	0	6	15	216	14.4	34	1
N.Y. Jets	2	5	63	12.6	31	0	6	12	168	14.0	31	1
AFC East	8	16	213	13.3	31	1	20	41	592	14.4	34	3
Baltimore	-	-	-	-	-	-	1	2	15	7.5	10	0
Cincinnati	-	-	-	-	-	-	-	-	-	-	-	-
Cleveland	-	-	-	-	-	-	1	1	16	16.0	16	0
Jacksonville	1	4	69	17.3	26	0	2	4	69	17.3	26	0
Pittsburgh	1	3	20	6.7	10	1	2	3	20	6.7	10	1
Tennessee	-	-	-	-	-	-	-	-	-	-	-	-
AFC Central	2	7	89	12.7	26	1	6	10	120	12.0	26	1
Denver	1	6	136	22.7	56	3	2	6	136	22.7	56	3
Kansas City	-	-	-	-	-	-	1	3	43	14.3	15	0
Oakland	1	2	15	7.5	31	0	4	6	80	13.3	31	0
San Diego	-	-	-	-	-	-	1	2	38	19.0	20	1
Seattle	-	-	-	-	-	-	1	0	0	0.0	0	0
AFC West	2	8	151	18.9	56	3	9	17	297	17.5	56	4
AFC Total	12	31	453	14.6	56	5	35	68	1009	14.8	56	8
Arizona	-	-	-	-	-	-	1	3	40	13.3	20	1
Dallas	-	-	-	-	-	-	-	-	-	-	-	-
N.Y. Giants	-	-	-	-	-	-	2	0	0	0.0	0	0
Philadelphia	-	-	-	-	-	-	-	-	-	-	-	-
Washington	-	-	-	-	-	-	4	3	52	17.3	19	0
NFC East	-	-	-	-	-	-	7	6	92	15.3	20	1
Chicago	-	-	-	-	-	-	7	7	130	18.6	62	1
Detroit	-	-	-	-	-	-	5	2	20	10.0	26	0
Green Bay	-	-	-	-	-	-	5	2	16	8.0	8	0
Minnesota	-	-	-	-	-	-	4	3	65	21.7	24	0
Tampa Bay	-	-	-	-	-	-	-	-	-	-	-	-
NFC Central	-	-	-	-	-	-	21	14	231	16.5	62	1
Atlanta	1	4	79	19.8	31	0	3	8	138	17.3	31	0
Carolina	1	2	14	7.0	14	0	2	2	14	7.0	14	0
New Orleans	1	4	37	9.3	14	0	1	4	37	9.3	14	0
St. Louis	1	2	20	10.0	11	0	2	3	25	8.3	11	0
San Francisco	-	-	-	-	-	-	2	1	12	12.0	12	0
NFC West	4	12	150	12.5	31	0	10	18	226	12.6	31	0
NFC Total	4	12	150	12.5	31	0	38	38	549	14.4	62	2

RECEIVING BREAKDOWN

	1998						CAREER					
	G	NO	YDS	AVG	LG	TD	G	NO	YDS	AVG	LG	TD
Home	8	26	352	13.5	56	5	33	51	714	14.0	56	7
Road	8	17	251	14.8	26	0	40	55	844	15.3	62	3
Aug./Sept.	3	8	91	11.4	18	2	13	18	285	15.8	62	4
October	4	9	128	14.2	26	0	14	24	338	14.1	27	1
November	5	10	102	10.2	18	0	23	27	393	14.6	34	0
Dec./Jan.	4	16	282	17.6	56	3	23	37	542	14.6	56	5
Games 1-8	8	23	305	13.3	31	2	29	48	709	14.8	62	5
Games 9-16	8	20	298	14.9	56	3	44	58	849	14.6	56	5
Wins	10	28	358	12.8	56	5	33	53	738	13.9	56	7
Losses	6	15	245	16.3	31	0	40	53	820	15.5	62	3
Ties	-	-	-	-	-	-	-	-	-	-	-	-
Grass	12	34	450	13.2	56	5	54	83	1192	14.4	62	9
Turf	4	9	153	17.0	31	0	19	23	366	15.9	31	1
1st Down	16	15	202	13.5	31	1	-	-	-	-	-	-
2nd Down	16	18	295	16.4	56	3	-	-	-	-	-	-
3rd Down	16	10	106	10.6	18	1	-	-	-	-	-	-
4th Down	16	0	0	0.0	0	0	-	-	-	-	-	-
1st Half	16	23	315	13.7	31	3	-	-	-	-	-	-
2nd Half	16	20	288	14.4	56	2	-	-	-	-	-	-
Overtime	1	0	0	0.0	0	0	-	-	-	-	-	-



ZACH THOMAS

5-11 • 235
Linebacker
Born: 9/1/73

#54

College: Texas Tech '96
Acquired: D5c, 1996 • Signed Through: 2003
NFL: Fourth Season • Dolphins: Fourth Season

PRO CAREER

1998 – Signed a five-year contract on February 12, 1999 . . . Started all 16 regular season games at middle linebacker . . . Finished the year with 160 total tackles (124 solo), two sacks for 16 yards lost, three interceptions for 21 yards in returns, including two for touchdowns, two forced fumbles and ten passes defensed . . . Marked the third straight year in which he led the team in tackles, just the fourth Dolphin to achieve that feat and the first since Bryan Cox did it from 1992-95 . . . Tackle total was the seventh-highest single-season mark in club history . . . Thomas now owns three of the nine-highest single-season tackle totals in team history . . . Led the Dolphins' tackle chart on ten occasions over the course of the season, including nine games with double-digit tackle marks . . . Was named the AFC Defensive Player of the Month for September when he totaled 37 tackles, a sack, an interception return for a touchdown and two passes defensed, in helping Miami to a 3-0 record during the month.

ALL-TIME DOLPHINS SINGLE-SEASON TACKLE LEADERS

PLAYER	YEAR	TACKLES	PLAYER	YEAR	TACKLES
1. Steve Howell	1976	217	6. Nick Buoniconti	1973	162
2. ZACH THOMAS	1996	180	7. ZACH THOMAS	1998	160
3. Rusty Chambers	1979	178	8. Rusty Chambers	1978	151
4. Earnie Rhone	1981	171	9. ZACH THOMAS	1997	149
5. Steve Towle	1975	164	10. Bryan Cox	1994	147

INTERCEPTIONS AND TOUCHDOWNS: Over the course of his three-year NFL career, Thomas has recorded seven interceptions and returned three of those takeaways for touchdowns . . . In fact, over those three seasons (1996-98), Thomas' seven interceptions are tied for the second-highest total among all NFL linebackers over that period:

PLAYER	TEAM	1996	1997	1998	3-YEAR TOTALS
1. Ronald McKinnon	Arizona	0	3	5	8
2. ZACH THOMAS	MIAMI	3	1	3	7
Jeff Brady	Minnesota	3	0	4	7
Levon Kirkland	Pittsburgh	4	2	1	7
5. Three players tied with six interceptions					

Thomas' three interceptions in 1998 are tied for the second-highest single-season total for a linebacker in Dolphins history (behind four interceptions by linebacker John Bramlett in 1967); Thomas also had three interceptions during the 1996 season . . . Overall, Thomas has recorded seven interceptions during his three-year career which is the fifth-highest total among linebackers in team history:

PLAYER	YEARS	INTS.	YARDS	LG	TDs
1. Earnie Rhone	1975-84	14	110	16	0
2. Larry Gordon	1976-82	8	121	36	0
Bob Matheson	1971-79	8	111	34	0
Nick Buoniconti	1969-76	8	89	24	0
5. ZACH THOMAS	1996-98	7	95	27	3

Thomas returned two interceptions for touchdowns on the year . . . He had a 17-yard return for a score against Pittsburgh on September 20 when he picked off a Kordell Stewart pass, and brought another one back one yard for a touchdown on December 6 at Oakland when he snared a Donald Hollas pass . . . In his career, Thomas now has returned three interceptions for touchdowns, tied with Dick Anderson for the most in Dolphins' history . . . In fact, Thomas has three of the six interception returns for touchdowns by a linebacker in club history, the other three being by Tom Erlandson (26 yards at Denver on December 4, 1966), A.J. Duhe (35 yards in the AFC Championship game against the N.Y. Jets on January 23, 1983) and Robert Jones (14 yards at Oakland on December 6, 1998) . . . Thomas is the only linebacker and, along with DE Bill Stanfill (two), one of only two non-defensive backs in team history to return two or more interceptions for touchdowns . . . Thomas' two interception returns for scores in the same season is tied with three others for the most in team history . . . Those three are Bill Stanfill (1969), Dick Anderson (1973) and Mike Kozlowski (1983) . . . Of the group, Thomas is the only linebacker . . . Over the past three seasons, Thomas' three interception returns for touchdowns are tied for the second-highest total in the NFL over that time span, and of that group, Thomas is the only non-defensive back:

PLAYER	TEAMS	1996	1997	1998	3-YEAR TOTALS
1. Jimmy Hitchcock	N.E., Minn.	0	1	3	4
2. ZACH THOMAS	MIAMI	1	0	2	3
Jason Belsler	Indianapolis	2	1	0	3
Mark McMillian	N.O., K.C.	0	3	0	3
Otis Smith	N.E., N.Y. Jets	0	3	0	3
Dewayne Washington	Minn., Pitt.	1	0	2	3
Aeneas Williams	Arizona	1	2	0	3
Rod Woodson	Pitt., S.F., Balt.	1	0	2	3

GAME HIGHLIGHTS: Led the team with 13 tackles in season-opening win at Indianapolis (9/6) . . . Topped team's tackle chart with 13 stops, including a sack, vs. Buffalo (9/13), when he was awarded a defensive game ball . . . Led club with 11 tackles in 21-0 victory vs.

Pittsburgh (9/20) . . . Also picked off a Kordell Stewart pass and ran 17 yards for the second touchdown of his career . . . Was awarded a defensive game ball for his performance in the Steelers game . . . Had ten tackles and a forced fumble at Jacksonville (10/12) . . . Tied for team lead with ten tackles vs. St. Louis (10/18) . . . Led team with 12 tackles vs. New England (10/25) . . . Notched a team and career-high 19 stops at Buffalo (11/1), when he also forced a fumble . . . Posted a team-high 12 tackles, to go along with a forced fumble, in victory at Carolina (11/15), when he earned a defensive game ball . . . Tied for team lead with ten tackles, and added three passes defended, at New England (11/23) . . . Recorded a team-high nine tackles, including a sack, vs. New Orleans (11/29) . . . Led the team with nine tackles at Oakland (12/6) . . . Also intercepted two passes, one of which he returned for a one-yard touchdown . . . His two interceptions were among six on the day for the Dolphins, tied for the most in team history . . . It marked the second time in 1998 and the third time in his career that he returned an interception for a touchdown, tying Dick Anderson's all-time Dolphins record . . . Along with Robert Jones' 14-yard interception return for a score, it tied the team's single-game record of two interception returns for touchdowns, which had been accomplished three times previously, most recently on December 16, 1983 against the N.Y. Jets . . . Thomas earned a defensive game ball for his performance against the Raiders . . .

POSTSEASON HONORS: Earned numerous honors following the 1998 season . . . Was named the NFL Alumni Association's Linebacker of the Year . . . Was a first-team All-Pro selection by the Associated Press, USA Today, College & Pro Football Weekly and Football Digest . . . Was chosen to the 1998 All-Madden Team . . . Also was selected the winner of the team's Leadership Award in a vote by his teammates . . .

PLAYOFFS: Started both playoff games following the 1998 season at middle linebacker . . . Led the team in the postseason with 20 total tackles (16 solo), a fumble recovery and a pass defended . . . Had a team-best eight tackles, in addition to a fumble recovery, in First-Round victory over Buffalo (1/2/99) . . . Also led team with 12 stops in Divisional contest at Denver (1/9/99) . . . Has started all three playoff contests in which he has played during his career . . . Has amassed 32 tackles, a fumble recovery and a pass defended.

1997 - Started all 15 games in which he played at middle linebacker . . . Was inactive for the season-opener vs. Indianapolis (8/31) while still recovering from a fractured left fibula sustained in a preseason game against Denver in Mexico City (8/4) . . . Still led the team in tackles for the second straight year, with 149 total (107 solo), marking the second consecutive season in which he topped the 100-tackle plateau . . . That figure is now the ninth-most in franchise history . . . Also came up with a half-sack, an interception and ten passes defended, which were second-most on the squad and first among linebackers . . . Added one stop on special teams . . . Led the team in tackles on eight occasions, and finished with double-digit tackle totals nine times . . . Made regular season debut vs. Tennessee (9/7) and was second on the team with ten tackles . . . Led club with 11 stops at Green Bay (9/14) . . . Topped team with 12 tackles at Tampa Bay (9/21), when he picked off a Trent Dilfer pass and returned it ten yards for his only interception of the year . . . Tallied a team-high 11 tackles at N.Y. Jets (10/12) . . . Recorded a team and season-high 16 tackles and two passes defended vs. Chicago (10/27) . . . Registered a team-high 11 tackles and two passes defended vs. N.Y. Jets (11/9) . . . Led Dolphins with 14 tackles, including a half-sack, at Oakland (11/30) . . . Partial sack was shared with Tim Bowens and resulted in a Dolphins touchdown as Bowens stripped the ball from Jeff George in the end zone following a ten-yard loss, and Bowens recovered for the score . . . Matched that tackle total the following week with 14 stops vs. Detroit (12/7) . . . Recorded a team-high 13 tackles at Indianapolis (12/14) . . . Started First-Round Playoff game at New England (12/28) at middle linebacker . . . Amassed a team-high 12 total tackles.

1996 - Started all 16 games at middle linebacker as a rookie . . . Finished as team's leading tackler with 180 tackles (131 solo), and added two sacks, three interceptions, two fumble recoveries, two forced fumbles and five passes defended . . . Also recorded two special teams tackles and had one kickoff return for 17 yards . . . His three interceptions tied with eight others for second-most by a Dolphins linebacker in club history, surpassed only by John Bramlett, who had four interceptions in 1967 . . . It marked the most interceptions by a Dolphins linebacker since Earnie Rhone had three in 1981, and also is the most ever by a Dolphins rookie linebacker . . . Made NFL debut in start at middle linebacker against New England (9/1) and led the team with 13 tackles, including one sack . . . Along with Karim Abdul-Jabbar, Daryl Gardener, and Stanley Pritchett, it was only the third time in club history and the first time since 1970 that the Dolphins started four rookies in the season opener . . . Led the Dolphins with 15 tackles at Arizona (9/8) and also forced fumble and recovered it on same play to set up Dolphins touchdown . . . Had 15 stops against N.Y. Jets (9/15) . . . Posted a season-high 16 tackles against Seattle (10/6), when he also defended a pass, forced a fumble and recovered

one . . . Topped team with 12 tackles at Buffalo (10/13), while adding a sack and first career interception . . . Matched his season-high with 16 tackles at Philadelphia (10/20) . . . Amassed a team-high eight stops at New England (11/3) . . . Tied for team lead with nine tackles against Indianapolis (11/10) . . . Led team with ten tackles at Houston (11/17) and came up with an interception, picking off a Chris Chandler pass with 10:42 left in the game and returning it 26 yards for his first career NFL touchdown, giving the Dolphins their first lead of the contest at 20-17 en route to their eventual 23-20 victory . . . It was the third interception return for a touchdown by a linebacker in team history (and second ever in the regular season), the other two being by Tom Erlandson, a 26-yard TD return at Denver on December 4, 1966, and by A.J. Duhe, a 35-yard TD return in the AFC Championship game against the N.Y. Jets on January 23, 1983 . . . Talled team-best 12 tackles against Pittsburgh (11/25) . . . Tied for club-high with 14 stops against N.Y. Giants (12/8) . . . Came up with an interception and 27-yard return against Buffalo (12/16) . . . Ended season with team-best ten tackles at N.Y. Jets (12/22) . . . Fifth-round draft choice (154th overall) of Miami in 1996 . . .

AMONG TACKLE LEADERS: Thomas led the Dolphins in tackles 12 times in 1996 and finished second twice . . . He recorded double-digit figures in tackles in 11 of his 16 games . . . Became only the third Dolphins rookie in club history to record 100 or more tackles (LB Steve Towle had 164 tackles in 1975 and LB John Offerdahl had 135 tackles in 1986) . . . He also is only the third rookie in franchise history to lead the team in tackles, joining Towle in 1975 and Offerdahl in 1986 . . . Thomas' 180 tackles is the highest single-season total by a Dolphins rookie, surpassing Towle's former club rookie record of 164 tackles which he set in 1975 . . . In addition, Thomas led all NFL rookies and finished ranked sixth among all NFL players in tackles in 1996:

1996 NFL TACKLE LEADERS						
PLAYER	POSITION	TEAM	TACKLES	SOLO	ASSISTED	
1. Victor Green	SS	N.Y. Jets	208	125	83	
2. Chris Spielman	LB	Buffalo	206	121	85	
3. Eric Hill	LB	Arizona	196	97	99	
4. Jessie Tuggle	LB	Atlanta	184	108	76	
5. Marcus Patton	LB	Washington	181	104	77	
6. ZACH THOMAS	LB	MIAMI	180	131	49	

HONORS: Recognized as team's MVP and Newcomer of the Year by South Florida media . . . Became first rookie to earn MVP award since quarterback Dan Marino in 1983 and first defensive player to capture honor since linebacker Steve Towle in 1976 . . . Voted as alternate to the AFC-NFC Pro Bowl . . . Earned Mackey Award, which goes to AFC Defensive Rookie of the Year and earned same recognition by Football Digest . . . Voted as Dolphins' recipient of 1996 Unsung Hero Award as selected by National Football League Players Association and Players Inc . . . Selected as All-Rookie honoree by College and Pro Football Newsweekly, The Football News, Pro Football Weekly/Pro Football Writers of America . . . Named NFL Defensive Rookie of the Month for October, becoming first Dolphins rookie in club history to receive that monthly honor . . . In his four games in October, Thomas totaled 52 tackles, one interception, two passes defended, one sack for seven yards, one forced fumble, and one fumble recovery.

COLLEGE

Four-year letterman and three-year starter at Texas Tech . . . Consensus All-America and All-Southwest Conference first team choice as a senior . . . Finalist for Butkus Award (nation's top linebacker) and Football News' Defensive Player of the Year Award . . . Added SWC Defensive Player of the Year honors . . . Led team with 131 tackles (84 solos) and added three sacks, 13 stops for losses, seven pass deflections, two interceptions, six forced fumbles, four fumble recoveries, three passes defended and one interception returned for a touchdown . . . Had school record 20 tackles and a sack against Missouri to earn SWC co-Defensive Player of the Week honors . . . Posted 13 tackles, recovered a fumble and picked off a pass with 30 seconds left, returning the ball 23 yards for the game-winning touchdown, in a 14-7 beating of Texas A&M . . . Named first-team All-America by United Press International and second-team honors from The Sporting News and Football News as a junior . . . Also named unanimous All-SWC Defensive Player of the Year . . . Led the SWC with 116 tackles (65 solos), 3.5 sacks, nine stops for losses of 18 yards, four interceptions and four pass breakups . . . Named All-SWC second-team pick by the Houston Chronicle and Houston Post as a sophomore . . . Started every game

... Ranked fourth in conference with 117 tackles (64 solos) and added one sack, four tackles for loss, three passes defended, one interception, three fumble recoveries and one forced fumble ... Had first career interception along with 13 tackles, two sacks and set an all-time bowl record with seven stops behind the line of scrimmage against Oklahoma in the John Hancock Bowl ... Played in every game as a reserve inside linebacker as a freshman ... Recorded 26 tackles (13 solos) ... Majored in exercise and sports sciences.

PERSONAL

Single, resides in Ft. Lauderdale, Fla ... Attended Pampa (Texas) High School ... Played linebacker and running back ... Named first-team all-state as a senior ... Recorded 158 tackles (59 solos) with six sacks, three fumble recoveries, five forced fumbles and eight deflected passes ... Rushed for 928 yards and eight touchdowns on 164 carries (5.7 avg) ... Also lettered in baseball ... Enjoys weightlifting and playing basketball ... Lists "Braveheart" and "Good Will Hunting" as favorite movies and "Frasier" as favorite television show ... Served as Dolphins representative for the United Way public service announcement in 1997 ... Full name is Zach Michael Thomas, born September 1, 1973, in Pampa, Texas.

NFL REGULAR SEASON STATISTICS									
YEAR	TEAM	G-S	TACK	ASST.	TOTAL	FUM REC.	FOR FUM.	QB SACK	YDS LOST
1996	Miami	16-16	131	49	180	2	2	2	13.0
1997	Miami	15-15	107	42	149	0	0	1/4	5.0
1998	Miami	16-16	124	36	160	0	2	2	16.0
3-YEAR TOTALS		47-47	362	127	489	2	4	4 1/4	34.0


NFL PLAYOFF STATISTICS									
YEAR	TEAM	G-S	TACK	ASST.	TOTAL	FUM REC.	FOR FUM.	QB SACK	YDS LOST
1997	Miami	1-1	10	2	12	0	0	0	0.0
1998	Miami	2-2	16	4	20	1	0	0	0.0
PLAYOFF TOTALS		3-3	26	6	32	1	0	0	0.0

ADDITIONAL STATS

Interceptions: 3 for 64 yards, 21.3 avg., long 27, 1 TD in 1996; 1 for 10 yards in 1997; 3 for 21 yards, 7.0 avg., long 17t, 2 TDs in 1998 for total of 7 for 95 yards, 13.6 avg., long 27, 3 TDs
Defensive Touchdowns: 1 interception return in 1996, 2 interception returns in 1998 for total of 3
Passes Defended: 5 in 1996, 10 in 1997, 10 in 1998 for total of 25 (P-1)
Special Teams Tackles: 2 in 1996, 1 in 1997 for total of 3
Kickoff Returns: 1 for 17 yards in 1996

SINGLE-GAME HIGHS


Most Sacks: 1, four times
Most Interceptions: 2 at Oakland, 12/6/98



DOLPHIN FACT

The Dolphins have selected a player from a Florida university in 18 of the team's 34 college drafts. Overall, the Dolphins have drafted 36 players from the State of Florida. The University of Miami leads the way with 14 Dolphins draftees, followed by nine from the University of Florida, six from Florida State University, four from the University of Tampa, two from Bethune Cookman and one from Florida A&M.

When the Dolphins drafted Miami's Yatil Green in the first round in 1997, it was the first time since 1991 and the fourth time overall that the Dolphins have selected a player from a Florida school in the first round.



BRIAN WALKER

6-1 • 198

Safety

Born: 5/31/72

College: Washington State '96

Acquired: FA, 1997 • Signed Through: 2000

NFL: Fourth Season • Dolphins: Third Season

#45

PRO CAREER

1998 – Underwent successful reconstructive surgery to repair a torn anterior cruciate ligament in his left knee on February 1, 1999 . . . The surgery was performed by team physician Dr. John Uribe at HealthSouth Doctor's Hospital in Coral Gables . . . Played in all 16 regular season games in a reserve role in his first full season with the Dolphins in '98 . . . Finished with 16 tackles, four interceptions for 12 yards in returns and six passes defended . . . Also was third on the squad with 22 special teams tackles . . . Four interceptions ranked third on the team . . . Came up with the first interception of his career, vs. New England (10/25), when he picked off a Drew Bledsoe pass . . . Was awarded a game ball on special teams for his performance vs. Indianapolis (11/8) when he was credited with two tackles . . . Had two interceptions at Carolina (11/15), as he snared a pair of Steve Beuerlein passes in the Dolphins' 13-9 victory . . . Also added three special teams tackles in the Panthers game . . . Came up with three tackles and an interception vs. New Orleans (11/29) . . . Notched four special teams tackles at Oakland (12/6) and was awarded a game ball for his performance . . . Signed a two-year contract extension on December 7, 1998.

PLAYOFFS: Appeared in both playoff games following the 1998 season in a reserve capacity . . . Had six tackles on defense and two more on special teams . . . Made his NFL postseason debut in First-Round game vs. Buffalo (1/2/99) . . . Posted five tackles on defense and two more on special teams in the Bills contest.

1997 – Began the season with Washington . . . Was waived by the Redskins on October 10 . . . Signed with the Dolphins as a free agent on December 9 . . . Overall on the year, appeared in five games, all with Washington . . . Posted four tackles on special teams, including two vs. Jacksonville (9/28) . . . Did not see action in his two games on the Dolphins' active roster . . . Was inactive for First-Round Playoff game at New England (12/28).

1996 – Played in all 16 games with four starts at strong safety in his rookie season . . . Finished with 52 total tackles (25 solo), a sack and a pass defended . . . Also was fourth on the squad with 16 special teams tackles . . . Opened the year as the nickel back, but injuries thrust him into the starting lineup by week 13 . . . Tallied four tackles vs. Indianapolis (10/27) . . . Was credited with six stops the following week at Buffalo (11/3) . . . Also had four tackles vs. Arizona (11/10) . . . Initial NFL sack came vs. San Francisco (11/24) when he dropped 49ers QB Steve Young on a safety blitz . . . First NFL start came on Thanksgiving Day at Dallas (11/28) . . . Recorded six tackles . . . Matched that total with six stops at Tampa Bay (12/8) . . . Signed with Washington as an undrafted rookie free agent in 1996.

COLLEGE

Played his final two years at Washington State after transferring from Snow Junior College in Ephraim, Utah, where he recorded 13 career interceptions in two seasons . . . Was an honorable mention All-Pac 10 performer his senior season for the Cougars . . . Totaled 60 tackles and two interceptions while playing in all 11 games . . . Appeared in all 12 contests his junior season . . . Posted 32 tackles and a pair of interceptions.

PERSONAL

Single, resides in Widefield, Colo . . . Prepped at Widefield High School in Colorado Springs, Colo . . . Earned all-league honors and honorable mention All-America accolades as a junior

... Led all Colorado prep players with nine interceptions ... Didn't play football his senior season following the death of his mother ... Was an all-league selection as a senior on the school's basketball team, where he averaged 22 points a game ... Was a member of the Big Brother program while in high school ... Born May 31, 1972.

NFL REGULAR SEASON STATISTICS											
YEAR	TEAM	G-S	TACK	ASST	TOTAL	FUM		INT.	YDS.	LG	TD
						REC.	INT.				
1996	Washington	16-4	25	27	52	0	0	0	0	0	0
1997	Washington	5-0	0	0	0	0	0	0	0	0	0
	Miami	0-0	0	0	0	0	0	0	0	0	0
1998	Miami	16-0	11	5	16	0	4	4	12	7	0
3-YEAR TOTALS		37-4	36	32	68	0	4	4	12	7	0
MIAMI TOTALS		16-0	11	5	16	0	4	4	12	7	0

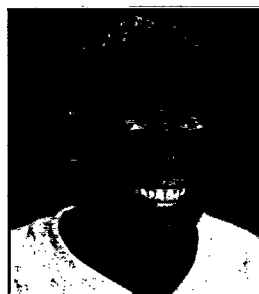
NFL PLAYOFF STATISTICS											
YEAR	TEAM	G-S	TACK	ASST	TOTAL	FUM		INT.	YDS.	LG	TD
						REC.	INT.				
1998	Miami	2-0	6	0	6	0	0	0	0	0	0

ADDITIONAL STATS

Passes Defensed: (Washington) 1 in 1996, (Miami) 6 in 1998 for total for 7
Forced Fumbles: 1 in 1998
Sacks: (Washington) 1 in 1996
Special Teams Tackles: (Washington) 16 in 1996, 4 in 1997, (Miami) 22 in 1998 for total of 42 (P-2)

SINGLE-GAME HIGHS

Most Interceptions: 2 at Carolina, 11/15/98



RICHMOND WEBB

6-6 • 315

Tackle

Born: 1/11/67

College: Texas A&M '90

Acquired: D1, 1990 • Signed Through: Tendered

NFL: Tenth Season • Dolphins: Tenth Season

#78

PRO CAREER

1998 – Started all nine regular season games in which he played at left tackle ... Opened each of the first eight and did not miss an offensive snap over that time ... Was awarded offensive game balls for his performance in wins over Pittsburgh (9/20) and St. Louis (10/18) ... Sustained a partial tear of his left triceps tendon in the eighth game of the year, at Buffalo (11/1) ... Did not miss any time in that contest, however ... Underwent surgery to repair the tear on November 2 ... The surgery was performed by team physician Dr. John Uribe at HealthSouth Doctor's Hospital in Coral Gables ... Was inactive for each of the next five games ... The first game he missed, vs. Indianapolis (11/8), ended a string of 118 straight games in which he had played and started ... The last time he had missed a game prior to that Colts matchup occurred in week two of the 1991 season when he sat out a contest against Indianapolis on September 8 due to a knee injury ... The games started streak is the most in team history, while he stands in the fourth spot in club annals for consecutive games played ... Returned to the starting lineup at left tackle vs. N.Y. Jets (12/13), but saw only limited action

... Was inactive for each of the final two regular season contests ... Started First-Round Playoff game vs. Buffalo (1/2/99), before being declared inactive for Divisional matchup at Denver (1/9/99) ... Underwent a left triceps surgical repair on January 11, 1999 ... That surgery was performed by Dr. Uribe at HealthSouth Doctor's Hospital in Coral Gables ... Missed each of the first two preseason games after undergoing arthroscopic surgery on August 6, 1998, to remove loose bodies from his right elbow. ... The surgery was performed by Dr. Uribe at HealthSouth Doctor's Hospital.

PLAYOFFS: Started First-Round Playoff game vs. Buffalo (1/2/99) ... Held Bills DE Bruce Smith to just two tackles and no sacks ... Aggravated his triceps injury in the game and was inactive for Divisional contest at Denver (1/9/99) ... Overall in his career, has started all nine postseason games in which he has appeared.

ALL-TIME DOLPHINS DURABILITY LEADERS

MOST CONSECUTIVE STARTS

PLAYER	CONSEC. STARTS	YEARS
1. RICHMOND WEBB	118	1991-98
2. Jim Langer	109	1972-79
3. Dan Marino	95	1987-93
4. Norm Evans	91	1969-75
5. Dick Anderson	87	1968-74

MOST CONSECUTIVE GAMES PLAYED

PLAYER	CONSEC. GAMES	YEARS
1. Jim Langer	128	1970-79
2. Garo Yepremian	127	1970-78
3. Bob Baumhower	125	1977-84
4. RICHMOND WEBB	118	1991-98
5. Dwight Stephenson	107	1980-87

1997 – Started all 16 games at left tackle, the sixth consecutive season and seventh time in his eight NFL seasons that he has accomplished the feat ... Recorded his 110th straight start in the season finale vs. New England (12/22) when he snapped a tie (109) with Jim Langer (1972-79) for the most consecutive starts in Dolphins history.

1996 – Started all 16 games at left tackle ... Participated in all but two offensive snaps over course of year ... Voted to seventh consecutive AFC-NFC Pro Bowl ...

PRO BOWL: Named as reserve offensive tackle for the 1996 AFC Pro Bowl team ... Coupled with Pro Bowl selections from 1990-95, Webb is the only player in team history to be selected to the Pro Bowl team each of first seven seasons in the league, two better than quarterback Dan Marino (1983-87) and linebacker John Offerdahl (1986-90), who were Pro Bowl performers in each of their first five seasons ... Webb's seven Pro Bowl selections is the most by an offensive tackle in team history, ahead of the two selections of Norm Evans (1972 and 1974) ... Has played in all seven Pro Bowls, tied with a group of 20 other players for ninth in league history for consecutive Pro Bowls played ... In fact, Webb, Kansas City's Derrick Thomas and former New York Giant Lawrence Taylor are the only NFL players to have appeared in the Pro Bowl in each of their first seven seasons in the league:

MOST CONSECUTIVE PRO BOWLS PLAYED IN NFL HISTORY

PLAYER	YEARS	PRO BOWLS	PLAYER	YEARS	PRO BOWL
1. Lawrence Taylor	1982-91	10	6. Warren Moon	1989-96	8
Mike Singletary	1984-93	10	Mike Webster	1979-86	8
*Randall McDaniel	1990-99	10	Reggie White	1987-94	8
4. Jack Lambert	1976-84	9	*Junior Seau	1992-99	8
Derrick Thomas	1990-98	9	9. RICHMOND WEBB	1991-97	7
			20 other players		7

* - Active Streak

1995 – Started all 16 regular season games and one playoff contest ... Selected as starter for AFC Pro Bowl team ... Earned Pro Bowl recognition for sixth time in career and fourth time as a starter ... Named second-team All-NFL by Associated Press and first-team All-AFC by United Press International ... Voted by South Florida media as team's Outstanding Offensive Lineman for sixth straight season (1990-95) and joined Hall of Famers Jim Langer (1973-77) and Dwight Stephenson (1982-87) as only players in team history to win the award four or more consecutive seasons ...

PRO BOWL: Voted as a starting offensive tackle for Pro Bowl team, which marked his sixth straight trip to Pro Bowl ... Became the only player in team history to be selected to the

Pro Bowl team each of his first six seasons in the league, passing quarterback Dan Marino (1983-87) and linebacker John Offerdahl (1986-90), who were Pro Bowl performers each of their first five NFL seasons . . . With four Pro Bowl starts, Webb joined Marino (seven), center Jim Langer (five), center Dwight Stephenson (four), and linebacker John Offerdahl (four) as the only Dolphins to start four or more Pro Bowls.

1994 – Started all 16 games at left tackle . . . Selected as a starter for AFC Pro Bowl team . . . Earned Pro Bowl recognition for fifth time in career and third time as a starter . . . Named first-team All-NFL by Associated Press, Sporting News, College and Pro Football Newsweekly, USA Today, Pro Football Weekly and Pro Football Writers of America, and second-team All-Pro by Football Digest . . . Selected first-team All-AFC by Football News and United Press International . . . Voted by South Florida media as the team's Outstanding Offensive Lineman for the fifth straight season (1990-94) and joined Hall of Famers Jim Langer (1973-77) and Dwight Stephenson (1982-87) as the only players in team history to win the award five or more consecutive seasons . . .

PRO BOWL: Voted as a starting offensive tackle for Pro Bowl team . . . Selected to start contest along with fellow offensive lineman Keith Sims in Pro Bowl, marking the first time that the Dolphins had two offensive linemen start in the Pro Bowl since 1984 when center Stephenson and guard Ed Newman were named as starters . . .

AGAINST SACK LEADERS: As Miami's starting left tackle, Webb was responsible for blocking some of the NFL's best pass rushers . . . Went up against San Diego's Leslie O'Neal (12.5 sacks) in the playoffs and held the AFC's second-leading sacker to two tackles and no sacks . . . Faced Kansas City's Derrick Thomas (11 sacks) on two occasions and held him to seven tackles and a sack . . . Battled Buffalo's Bruce Smith (ten sacks) on two occasions in '94 and limited him to nine tackles and one sack . . . Also faced Pittsburgh's Greg Lloyd (ten sacks) and held him without a sack.

1993 – Started all 16 games at left tackle . . . Selected as a starter for the 1993 AFC Pro Bowl team . . . Earned Pro Bowl recognition for the fourth time in his career and the second time as a starter . . . Was named a second-team All-Pro by the Associated Press and a first-team All-AFC by The Football News and United Press International . . . Selected by the NFL Players Association as AFC co-Offensive Lineman of the Year . . . Became the first Dolphins offensive lineman to win the honor since Dwight Stephenson in 1987 . . . Voted by the South Florida media as team's Outstanding Offensive Lineman for fourth straight season (1990-93) and joined Hall of Famers Jim Langer (1973-77) and Dwight Stephenson (1982-87) as only players in team history to win the award four or more consecutive seasons . . .

PRO BOWL: Was named as a starter at tackle for the 1993 AFC Pro Bowl squad . . . It marked second consecutive Pro Bowl start . . . Joined teammate guard Keith Sims on the Pro Bowl squad as they became the first pair of Dolphins offensive linemen to be selected to the Pro Bowl in the same year since 1985 when center Dwight Stephenson and guard Roy Foster were selected to the AFC Pro Bowl squad.

1992 – Started all 16 regular season games and both playoff contests at left tackle . . . Was selected as the starter for the 1992 AFC Pro Bowl team . . . Earned Pro Bowl recognition for the third time in career and first time as starter . . . Named first-team All-NFL by the Associated Press and The Sporting News, and second-team All-NFL by College and Pro Football Newsweekly . . . Honored with first-team All-AFC honors by The Football News and United Press International . . . Voted by South Florida media as the team's Outstanding Offensive Lineman for the third straight season (1990-92) and joined Hall of Famers Larry Little (1970-72), Jim Langer (1973-77) and Dwight Stephenson (1982-87) as the only players in team history to win the award three or more consecutive seasons . . . Was hampered by an ankle injury vs. Houston (11/22) . . . Started at left tackle in both playoff games . . .

PRO BOWL: Was named as a starter at tackle for the 1992 AFC Pro Bowl squad . . . It marked his first career Pro Bowl start . . . Webb became the first tackle in Dolphins history to be selected to the Pro Bowl as a starter.

1991 – Started each of the last 14 games at left tackle in 1991 . . . Was selected for the AFC Pro Bowl team in 1991 for the second consecutive season . . . Voted by the South Florida media as the team's Outstanding Offensive Lineman . . . Was inactive for first two games of season while recovering from a preseason knee injury . . . Had suffered ligament damage to his left knee vs. L.A. Raiders in Tokyo (8/4) . . . However, no surgery was necessary . . . Missed the final three preseason games and the first two regular season contests as a result of his knee injury . . . Was one of two inactive players in the season-opener at Buffalo (9/1) . . . Dressed but did not play vs. Indianapolis (9/8) . . . Saw first action of the season as the starting

left tackle at Detroit (9/15) . . . Held Pro Bowl linebacker Derrick Thomas (13.5 sacks in '91) to just three tackles and no sacks at Kansas City (10/13) . . .

PRO BOWL: Was selected as reserve tackle for 1991 Pro Bowl squad . . . Webb's two Pro Bowl selections tied him with Norm Evans for the most Pro Bowl selections by an offensive tackle in team history, a club mark he broke with his third Pro Bowl selection in 1992.

1990 – Started all 16 regular season games and two playoff contests at left tackle . . . Actually played in all 1,028 offensive downs for Miami in regular season and playoffs . . . In fact, only missed one offensive series (seven plays) in preseason . . . Selected as a reserve to 1990 AFC Pro Bowl squad, but started game due to injury to Cincinnati's Anthony Muñoz . . . Named NFL Rookie of the Year by United Press International, Sports Illustrated, The Sporting News and Pro Football Weekly (see complete list of honors below) . . . Key member of the Dolphins' front line that allowed an NFL-low 16 sacks . . . Was accountable for only two sacks . . . Amazingly, Webb was called for only one holding infraction in '90 . . . Made first NFL start in season opener at New England (9/9) . . . Anchored offensive line which allowed Miami to rush for 177 yards which was team's highest single-game rushing output in a non-replacement contest since 178-yard effort on December 5, 1982 against Minnesota . . . Started in opener alongside rookie left guard Keith Sims (second-round pick) and became the first Dolphins rookie draft choices ever to start in the season opener on the offensive line . . . They also became just the third and fourth rookie draft choices to start on opening day on offense in the history of the Dolphins; the only other rookie draft choices to start for Miami on offense on opening day at that point were FB Larry Csonka (1968) and WR Otto Stowe (1971) . . . In addition, rookie NT Alfred Oglesby (third-round pick) also started in season opener at New England which marked the first time in Dolphins history that each of the team's top three draft choices all started on opening day . . . First-round draft choice (ninth overall) of Miami in 1990 . . .

HONORS: Many post-season honors in 1990 included: UPI AFC Rookie of the Year, Sports Illustrated Rookie of the Year, The Sporting News Rookie of the Year, Pro Football Weekly Rookie of the Year . . . Earned second team All-Pro from College and Pro Football Newsweekly and second team All-AFC by UPI . . . Named to All-Rookie teams of UPI, Pro Football Weekly, College and Pro Football Newsweekly, Football Digest, Football News and the Pro Football Writers . . . Named as Dolphins' Outstanding Offensive Lineman and Rookie of the Year in 1990 by South Florida media . . . Also won the Tommy Fitzgerald Award as outstanding rookie in training camp . . .

PRO BOWL: Voted by NFL peers as backup offensive tackle for the 1990 AFC Pro Bowl team . . . Started in contest due to shoulder injury to Cincinnati's Anthony Muñoz . . . Webb became the first rookie offensive tackle and just the second rookie offensive lineman to be selected to the Pro Bowl (other was Colts guard Chris Hinton in 1983) . . . His rookie selection to the Pro Bowl placed him ahead of All-Pro tackles such as Cincinnati's Anthony Muñoz, who was a first-round pick in 1980 and was first selected to the Pro Bowl following the '81 season; St. Louis' Dan Dierdorf, who was a second-round pick in 1971 and was first selected following the '74 season; Washington's Joe Jacoby, who joined the NFL as a free agent in 1981 and was first selected following the 1983 season; and Chicago's Jim Covert, who was a first-round pick in 1983 and was first selected following the 1985 season . . . Became the first Dolphins rookie to be selected to the Pro Bowl since John Offerdahl in 1986 . . . One of only three Miami rookies ever selected to the Pro Bowl with the others being Offerdahl and QB Dan Marino (1983) . . . Also was the first Dolphins offensive lineman selected to the Pro Bowl since center Dwight Stephenson, who earned the recognition in 1987 . . . Joined Norm Evans (1972 and '74) and Wayne Moore (1973) as the only Dolphins tackles ever selected to the Pro Bowl . . .

AGAINST SACK LEADERS: As Miami's starting left tackle, Webb was responsible for blocking some of the NFL's best pass rushers . . . Miami allowed an NFL-low 16 sacks in '90 and Webb was accountable for only two of them . . . Faced Kansas City's Derrick Thomas (20 sacks) in playoffs and held him to three tackles and no sacks . . . Battled Buffalo's Bruce Smith (19 sacks) on three occasions in '90 (twice in regular season and once in playoffs) and held him to a combined total of no sacks and seven tackles . . . Also faced Giants' Lawrence Taylor (10.5 sacks) and held him to three tackles and a half-sack.

COLLEGE

Four-year letterman and three-year starter at Texas A&M (1986-89) . . . Earned first team All-Southwest Conference and second team All-America recognition as a senior . . . Moved from guard to tackle in spring drills . . . Paved way for ground attack which averaged 199.9 yards per game . . . Named second team All-SWC pick as a junior . . . Started all 11 games at left guard . . . School ranked tenth in the nation in rushing with 258.5 avg. per game . . . Became full time

starter at left guard during sophomore season . . . Added 20 pounds of muscle to frame in offseason conditioning program . . . Anchored ground attack which averaged 231.9 yards per game . . . Played as reserve defensive tackle as a second-year freshman . . . Finished with a solo tackle . . . Moved to offensive line in spring drills after season . . . Redshirted his freshman season . . . Holds B.S in industrial distribution.

PERSONAL

Single, splits residence between Miami, Fla. and Dallas, Texas . . . Earned B.S. in industrial distribution during '93 offseason . . . Named first team all-district as defensive end at Franklin D. Roosevelt High School in Dallas . . . Led team to 7-4 record and district title as a senior . . . Also lettered in basketball . . . Served as senior class president and graduated with 3.5 grade point average . . . Earned nickname of "Bam Bam" by his college teammates for way he punished defenders in the trenches . . . Enjoys listening to music . . . Lists "The Cosby Show" as his favorite television show and Luther Vandross as his favorite recording artist . . . Has participated in events benefiting Cystic Fibrosis Foundation and Best Buddies of South Florida . . . Assisted in building a house in Little Haiti for Habitat for Humanity during the 1999 offseason . . . Full name is Richmond Jewel Webb, Jr., born on Jan. 11, 1967, in Dallas, Texas.

NFL REGULAR SEASON STATISTICS


GAMES/STARTS: 1990: 16/16, 1991: 14/14, 1992: 16/16, 1993: 16/16, 1994: 16/16, 1995: 16/16, 1996: 16/16, 1997: 16/16, 1998: 9/9 9-YEAR TOTALS: 135/135

NFL PLAYOFF STATISTICS

GAMES/STARTS: 1990: 2/2, 1992: 2/2, 1994: 2/2, 1995: 1/1, 1997: 1/1, 1998: 1/1 PLAYOFF TOTALS: 9/9

ADDITIONAL STATS

Miscellaneous Tackles: 1 in 1990, 1 in 1992, 2 in 1993, 1 in 1995, 1 in 1996 for total of 6



TYRONE WHEATLEY

6-0 • 225

Running Back

Born: 1/19/72

College: Michigan '95

Acquired: T (NYG), 1999 • Signed Through: 2000

NFL: Fifth Season • Dolphins: First Season

#42

PRO CAREER

1998 – Acquired in a trade with the New York Giants on February 12, 1999, in exchange for a 1999 seventh-round draft choice . . . Played in five games with no starts for the Giants in 1998 . . . Rushed for 52 yards on 14 attempts . . . Was inactive for ten contests, including each of the last three with a hip injury.

1997 – Started seven of the 14 games in which he played . . . Rushed for a career-high 583 yards and four touchdowns on 152 attempts and caught a career-best 16 passes for 140 yards . . . Rushing total ranked second on the team, trailing only Charles Way's 698 yards . . . Played in a reserve role in each of the first five games in which he played . . . Started seven of his final nine contests of the year . . . Rushed for 33 yards on 12 carries, including a one-yard TD run, vs. Baltimore (9/14) . . . Caught a season-high four passes for 39 yards at Jacksonville (9/7) . . . His yardage total in that game marked a career-high . . . Amassed a team-high 60 rushing

yards on 11 carries vs. New Orleans (9/28) . . . Made his first start of the season the following week vs. Dallas (10/5) and led the team with 51 yards rushing on 16 attempts . . . Also hauled in two passes for 38 yards, including a career-long 27-yard reception, in that Cowboys contest . . . Accounted for the first and only 100-yard rushing game of his career two weeks later when he compiled 103 yards and a touchdown on a career-high 22 attempts, including an eight-yard scoring run, at Arizona (10/12) . . . Rushed for 39 yards and two touchdowns on 16 carries vs. Cincinnati (10/26) . . . Touchdowns came on runs of one and three yards for the only time in his career he has rushed for multiple touchdowns (had two receiving scores on November 17, 1996, at Arizona) . . . Ran for a team-high 94 yards on 13 carries, including a 34-yard run, at Tennessee (11/9) . . . Notched a team-best 64 yards rushing on nine carries vs. Tampa Bay (11/30) . . . Included in his total was a career-long 38-yard run . . . Missed each of the final two regular season games and playoff contest with a sprained left ankle sustained at Philadelphia (12/7).

1996 – Played in 14 games, all in a reserve role . . . Rushed for 400 yards and a touchdown on 12 carries . . . Caught 12 passes for 51 yards and a score . . . Also returned 23 kickoffs for a 21.9-yard average with a long of 43 . . . Rushing total ranked second on the squad . . . Returned four kickoffs for a 26.5-yard average, including a long of 37, vs. Washington (9/15) . . . Had a career-long 43-yard kickoff return at N.Y. Jets (9/22) . . . Rushed for a team-high 54 yards on 11 attempts, including a long of 19 and a one-yard TD run, at Washington (10/20) . . . Also brought back three kickoffs for a 22.7-yard average with a long of 35 in that Redskins game . . . Attempted the only pass of his career, as he connected with Chris Calloway for a 24-yard scoring strike at Detroit (10/27) . . . Was inactive at Carolina (11/10) with a concussion . . . Totaled a team-best 50 yards rushing on 13 carries with a long of 22 at Arizona (11/17) . . . Also caught five passes for 33 yards and two touchdowns in the Cardinals game, with his scoring receptions coming on catches of four and nine yards . . . First NFL touchdown reception occurred on a four-yard catch from Dave Brown in the third quarter . . . Led team with a season-high 69 yards rushing on 21 attempts the following week vs. Dallas (11/24) . . . Ran for 59 yards on 13 carries at Miami (12/8) . . . Included in that total was a 37-yard run, his longest of the year and second-longest of his career . . . Was inactive for season finale vs. New England (12/21) with a sprained left ankle.

1995 – Appeared in 13 contests, including one start, during his rookie season . . . Rushed for 245 yards and three touchdowns on 78 attempts and caught five passes for 27 yards . . . Also fielded ten kickoffs for an 18.5-yard average with a long return of 32 yards . . . Rushing total ranked second on the team . . . Made NFL debut at Green Bay (9/17) after being inactive for each of the first two games of the year due to a rib injury sustained during the preseason . . . Rushed for 54 yards on ten carries, including a 19-yard scoring run for his first NFL TD, vs. New Orleans (9/24) . . . Started first game of his career, vs. Arizona (10/8), in place of the injured Rodney Hampton (hand) and responded with a season-high 61 yards rushing on 18 carries . . . Was inactive vs. Washington (12/10) with a rib injury . . . First-round draft choice (17th overall) of the New York Giants in 1995.

COLLEGE

Finished his Michigan career with 4,186 yards rushing and 47 touchdowns on 688 attempts . . . Yardage total ranks second on the Wolverines' all-time list, rush attempts are third and rushing touchdowns are first . . . Totaled 54 touchdowns in his career, also first in school history and second in Big Ten Conference annals . . . Posted a school-record 20 career 100-yard rushing games . . . 6.08-yard average per rush attempt is second all-time, while his 673 yards in kickoff returns rank as the fourth-highest . . . Scored multiple touchdowns in 17 regular season games in his career, tying the NCAA Division I-A record also held by Army's Glen Davis (1943-46), Oklahoma's Steve Owen (1967-69) and Pittsburgh's Tony Dorsett (1973-76) . . . Also caught 51 passes for 510 yards and six touchdowns, and returned 31 kickoffs for a 21.7-yard average and one touchdown in his career . . . Became only the third player in school history to rush for more than 3,500 yards and gain more than 4,000 all-purpose yards . . . Was a first-team All-Big Ten Conference performer in each of his final three seasons (1992-94), during which time he surpassed the 1,000-yard rushing plateau every year . . . Rushed for 1,357 yards and 13 touchdowns on 185 attempts as a sophomore . . . Amassed 1,129 yards rushing and 13 touchdowns on 207 attempts his junior year . . . Concluded his career by rolling up 1,148 yards rushing and 12 touchdowns on 210 carries as a senior . . . Majored in education.

PERSONAL

Married to Kimberly, couple has two sons, Tyrone, Jr. (2/4/97) and Terius (8/9/98) . . . Was an All-America selection in football as a senior at Robichaud High School in Inkster, Mich . . . Played eight different positions during his senior season . . . Was voted as the Michigan Player of the Year as a senior by USA Today . . . Also was a standout on the school's track and basketball teams . . . Was named Gatorade Circle of Champions Track & Field Athlete of the Year as he won titles in the 100 and 200 meters, long jump, and the 100-meter high hurdles as a junior . . . Assisted in building a house in Little Haiti for Habitat for Humanity during the 1999 offseason . . . Formed a youth basketball league in his hometown of Inkster . . . Born January 19, 1972 in Inkster, Mich.

NFL REGULAR SEASON STATISTICS											
YEAR	TEAM	RUSHING						RECEIVING			
		G-S	ATT	YDS.	AVG.	LG	TD	NO.	YDS.	LG	TD
1995	N.Y. Giants	13-1	78	245	3.1	19	3	5	27	16	0
1996	N.Y. Giants	14-0	112	400	3.6	37	1	12	51	13	2
1997	N.Y. Giants	14-7	152	583	3.8	38	4	16	140	27	0
1998	N.Y. Giants	5-0	14	52	3.7	15	0	0	0	0	0
4-YEAR TOTALS		46-8	356	1280	3.6	38	8	33	218	27	2

ADDITIONAL STATS

Kickoff Returns: 10 for 186 yards, 18.6 avg., long of 32 in 1995; 23 for 503 yards, 21.9 avg., long of 43 in 1996; 1 for 16 yards in 1998 for total of 34 for 705 yards, 20.7 avg., long of 43

Passing: 1 for 1 for 24 yards, 1 touchdown in 1996

SINGLE-GAME HIGHS

Most Rushing Yards: 103 at Arizona, 10/12/97
94 at Tennessee, 11/9/97
69 vs. Dallas, 11/24/96

Most Rushing Attempts: 22 at Arizona, 10/12/97
21 vs. Dallas, 11/24/96
18 vs. Arizona, 10/18/95

Most Rushing TDs: 2 vs. Cincinnati, 10/26/97
1, six times

Longest Runs: 38 vs. Tampa Bay, 11/30/97
37 at Miami, 12/8/96
34 at Tennessee, 11/9/97

Most Receptions: 5 at Arizona, 11/17/96
4 at Jacksonville, 9/7/97
3 vs. Philadelphia, 10/13/96

Most Receiving Yards: 39 at Jacksonville, 9/7/97
38 vs. Dallas, 10/5/97
33 at Arizona, 11/17/96

Longest Receptions: 27 vs. Dallas, 10/5/97
16 at Arizona, 11/30/95
16 at Jacksonville, 10/12/97

Most Receiving TDs: 2 at Arizona, 11/17/96

Most Kickoff Returns: 4 vs. Washington, 9/15/96
3 at Dallas, 9/8/96
3 at Washington, 10/20/96

Most Kickoff Return Yards: 106 vs. Washington, 9/15/96
68 at Washington, 10/20/96
63 at N.Y. Jets, 9/22/96


Longest Kickoff Returns: 43 at N.Y. Jets, 9/22/96
37 vs. Washington, 9/15/96
35 at Washington, 10/20/96

RUSHING BREAKDOWN

	1998						CAREER					
	G	NO	YDS	AVG	LG	TD	G	NO	YDS	AVG	LG	TD
Buffalo	-	-	-	-	-	-	1	5	9	1.8	11	0
Indianapolis	-	-	-	-	-	-	-	-	-	-	-	-
Miami	-	-	-	-	-	-	1	13	59	4.5	37	0
New England	-	-	-	-	-	-	-	-	-	-	-	-
N.Y. Jets	-	-	-	-	-	-	1	3	7	2.3	3	0
AFC East	-	-	-	-	-	-	3	21	75	3.6	37	0
Baltimore	-	-	-	-	-	-	1	12	33	2.8	9	1
Cincinnati	-	-	-	-	-	-	1	16	39	2.4	15	2
Cleveland	-	-	-	-	-	-	-	-	-	-	-	-
Jacksonville	-	-	-	-	-	-	1	1	6	6.0	6	0
Pittsburgh	-	-	-	-	-	-	-	-	-	-	-	-
Tennessee	-	-	-	-	-	-	1	13	94	7.2	34	0
AFC Central	-	-	-	-	-	-	4	42	172	4.1	34	3
Denver	-	-	-	-	-	-	-	-	-	-	-	-
Kansas City	-	-	-	-	-	-	-	-	-	-	-	-
Oakland	-	-	-	-	-	-	1	1	0	0.0	0	0
San Diego	1	4	15	3.8	12	0	2	12	32	2.7	12	0
Seattle	-	-	-	-	-	-	1	7	23	3.3	7	0
AFC West	1	4	15	3.8	12	0	4	20	55	2.8	12	0
AFC Total	1	4	15	3.8	12	0	11	83	302	3.6	37	3
Arizona	2	2	9	4.5	6	0	8	87	310	3.6	22	1
Dallas	1	3	8	2.7	5	0	5	50	141	2.8	18	1
N.Y. Giants	-	-	-	-	-	-	-	-	-	-	-	-
Philadelphia	-	-	-	-	-	-	6	22	85	3.9	19	0
Washington	-	-	-	-	-	-	4	38	150	3.9	19	2
NFC East	3	5	17	3.4	6	0	23	197	686	3.5	22	4
Chicago	-	-	-	-	-	-	1	5	4	0.8	3	0
Detroit	-	-	-	-	-	-	2	18	34	1.9	9	0
Green Bay	1	5	20	4.0	15	0	2	6	27	4.5	15	0
Minnesota	-	-	-	-	-	-	1	3	24	8.0	17	0
Tampa Bay	-	-	-	-	-	-	1	9	64	7.1	38	0
NFC Central	1	5	20	4.0	15	0	7	41	153	3.7	38	0
Atlanta	-	-	-	-	-	-	-	-	-	-	-	-
Carolina	-	-	-	-	-	-	-	-	-	-	-	-
New Orleans	-	-	-	-	-	-	3	24	113	4.7	19	1
St. Louis	-	-	-	-	-	-	1	6	10	1.7	5	0
San Francisco	-	-	-	-	-	-	1	5	16	3.2	12	0
NFC West	-	-	-	-	-	-	5	35	139	4.0	19	1
NFC Total	4	10	37	3.7	15	0	35	273	978	3.6	38	5
Aug./Sept.	2	7	23	3.3	12	0	14	71	267	3.8	19	2
October	1	2	9	4.5	6	0	12	122	412	3.4	19	5
November	1	5	20	4.0	15	0	13	121	462	3.8	38	0
December	1	0	0	0.0	0	0	7	42	139	3.3	37	1
Games 1-8	3	9	32	3.6	12	0	25	177	640	3.6	19	5
Games 9-16	2	5	20	4.0	15	0	21	179	640	3.6	38	3
Home	3	10	37	3.7	15	0	23	186	636	3.4	38	4
Road	2	4	15	3.8	12	0	23	170	644	3.8	37	4
Wins	3	6	24	4.0	12	0	21	204	723	3.5	37	5
Losses	2	8	28	3.5	15	0	24	141	518	3.7	38	3
Ties	-	-	-	-	-	-	1	11	39	3.5	17	0
Grass	2	4	15	3.8	12	0	14	108	486	4.5	37	3
Turf	3	10	37	3.7	15	0	32	248	794	3.2	38	5
1st Down	5	8	25	3.1	15	0	46	203	723	3.6	38	3
2nd Down	5	5	25	5.0	12	0	46	116	395	3.4	19	3
3rd Down	5	1	2	2.0	2	0	46	31	154	5.0	34	2
4th Down	-	-	-	-	-	-	46	6	8	1.3	3	0
1st Half	5	1	1	1.0	1	0	46	167	568	3.4	22	2
2nd Half	5	13	51	3.9	15	0	46	186	706	3.8	38	6
Overtime	-	-	-	-	-	-	2	3	6	2.0	14	0

RECEIVING BREAKDOWN

	1998						CAREER					
	G	NO	YDS	AVG	LG	TD	G	NO	YDS	AVG	LG	TD
Buffalo	-	-	-	-	-	-	1	0	0	0.0	0	0
Indianapolis	-	-	-	-	-	-	-	-	-	-	-	-
Miami	-	-	-	-	-	-	1	0	0	0.0	0	0
New England	-	-	-	-	-	-	-	-	-	-	-	-
N.Y. Jets	-	-	-	-	-	-	1	0	0	0.0	0	0
AFC East	-	-	-	-	-	-	3	0	0	0.0	0	0
Baltimore	-	-	-	-	-	-	1	2	16	8.0	12	0
Cincinnati	-	-	-	-	-	-	1	1	4	4.0	4	0
Cleveland	-	-	-	-	-	-	-	-	-	-	-	-
Jacksonville	-	-	-	-	-	-	1	4	39	9.8	16	0
Pittsburgh	-	-	-	-	-	-	-	-	-	-	-	-
Tennessee	-	-	-	-	-	-	1	1	6	6.0	6	0
AFC Central	-	-	-	-	-	-	4	8	65	8.1	16	0
Denver	-	-	-	-	-	-	-	-	-	-	-	-
Kansas City	-	-	-	-	-	-	-	-	-	-	-	-
Oakland	-	-	-	-	-	-	1	0	0	0.0	0	0
San Diego	1	0	0	0.0	0	0	2	0	0	0.0	0	0
Seattle	-	-	-	-	-	-	1	0	0	0.0	0	0
AFC West	1	0	0	0.0	0	0	4	0	0	0.0	0	0
AFC Total	1	0	0	0.0	0	0	11	8	65	8.1	16	0
Arizona	2	0	0	0.0	0	0	8	11	61	5.5	16	2
Dallas	1	0	0	0.0	0	0	5	2	38	19.0	27	0
N.Y. Giants	-	-	-	-	-	-	-	-	-	-	-	-
Philadelphia	-	-	-	-	-	-	6	3	23	7.7	11	0
Washington	-	-	-	-	-	-	4	2	-2	-1.0	1	0
NFC East	3	0	0	0.0	0	0	23	18	120	6.7	27	2
Chicago	-	-	-	-	-	-	1	0	0	0.0	0	0
Detroit	-	-	-	-	-	-	2	1	3	3.0	3	0
Green Bay	1	0	0	0.0	0	0	2	0	0	0.0	0	0
Minnesota	-	-	-	-	-	-	1	1	0	0.0	0	0
Tampa Bay	-	-	-	-	-	-	1	2	10	5.0	0	0
NFC Central	1	0	0	0.0	0	0	7	4	13	3.3	3	0
Atlanta	-	-	-	-	-	-	-	-	-	-	-	-
Carolina	-	-	-	-	-	-	-	-	-	-	-	-
New Orleans	-	-	-	-	-	-	3	0	0	0.0	0	0
St. Louis	-	-	-	-	-	-	1	1	6	6.0	6	0
San Francisco	-	-	-	-	-	-	1	2	14	7.0	8	0
NFC West	-	-	-	-	-	-	5	3	20	6.7	8	0
NFC Total	4	0	0	0.0	0	0	35	25	153	6.1	27	2
Aug./Sept.	2	0	0	0.0	0	0	14	8	61	7.6	16	0
October	1	0	0	0.0	0	0	12	14	97	6.9	27	0
November	1	0	0	0.0	0	0	13	11	60	5.5	16	2
December	1	0	0	0.0	0	0	7	0	0	0.0	0	0
Games 1-8	3	0	0	0.0	0	0	25	21	154	7.3	27	0
Games 9-16	2	0	0	0.0	0	0	21	12	64	5.3	16	2
Home	3	0	0	0.0	0	0	23	13	87	6.7	27	0
Road	2	0	0	0.0	0	0	23	20	131	6.6	16	2
Wins	3	0	0	0.0	0	0	21	11	73	6.6	27	0
Losses	2	0	0	0.0	0	0	24	22	145	6.6	16	2
Ties	-	-	-	-	-	-	1	0	0	0.0	0	0
Grass	2	0	0	0.0	0	0	14	18	122	6.8	16	2
Turf	3	0	0	0.0	0	0	32	15	96	6.4	27	0
1st Down	5	0	0	0.0	0	0	46	15	131	8.7	-	1
2nd Down	5	0	0	0.0	0	0	46	10	16	1.6	-	0
3rd Down	5	0	0	0.0	0	0	46	7	59	8.4	-	1
4th Down	5	0	0	0.0	0	0	46	1	12	12.0	12	0
1st Half	5	0	0	0.0	0	0	46	13	59	4.5	27	0
2nd Half	5	0	0	0.0	0	0	46	20	159	7.9	16	2
Overtime	-	-	-	-	-	-	2	0	0	0.0	0	0



JERRY WILSON

5-10 • 187

Cornerback

Born: 7/17/73

College: Southern '95

Acquired: FA, 1996 • Signed Through: 2000

NFL: Fifth Season • Dolphins: Fourth Season

#24

PRO CAREER

1998 – Underwent arthroscopic surgery on May 14, 1998, to remove a small portion of the lateral meniscus in his left knee . . . The surgery was performed by Dolphins team physician Dr. John Uribe at HealthSouth Doctor's Hospital in Coral Gables . . . Underwent surgery on June 3, 1998, to remove a blood clot from the back of the left knee . . . The surgery was performed by Dr. John Uribe at HealthSouth Doctor's Hospital . . . Played in all 16 regular season contests in a reserve role . . . Recorded 16 tackles, an interception and two passes defended . . . Also finished seventh on the club with 16 special teams tackles . . . Registered a season-high four tackles at Oakland (12/6) . . . Lone interception of the year and the first of his career occurred vs. Denver (12/21) when he picked off a John Elway pass in the Dolphins' 31-21 victory . . . Tallied two special teams tackles vs. New Orleans (11/29), vs. N.Y. Jets (12/13) and vs. Denver (12/21) . . .

PLAYOFFS: Appeared in both playoff games following the 1998 season in a reserve capacity. . . Posted six tackles, a sack and a forced fumble . . . Also had one tackle on special teams. . . Tallied four tackles and a forced fumble in First-Round game vs. Buffalo (1/2/99) . . . Recorded two stops, including an eight-yard sack of QB John Elway, in Divisional contest at Denver (1/9/99) . . . In his career, has appeared in three postseason games, all in a reserve role . . . Has amassed seven tackles, a sack and a forced fumble . . . Also has come up with two tackles on special teams.

1997 – Saw action in all 16 regular season games and one playoff contest in a reserve role . . . Finished the year with 13 tackles (10 solo), two sacks, a fumble recovery and two passes defended . . . Registered 15 tackles on special teams, which ranked fifth on the club . . . Two sacks were sixth-most on the team and first among defensive backs . . . Came up with a huge performance on special teams in season-opener vs. Indianapolis (8/31), when he downed a pair of punts inside the five-yard line - one at the one and another at the three . . . Had two tackles on special teams at Baltimore (10/19) . . . First career sack came vs. Buffalo (11/17) . . . Sustained a left knee contusion in the Bills contest but did not miss a game . . . Had three tackles and a sack at Oakland (11/30) . . . Posted two special teams stops vs. Detroit (12/7) . . . Recorded a season-high six tackles at Indianapolis (12/14) when he also defended a pass . . . Had three tackles and a fumble recovery in season finale vs. New England (12/22) . . . Played in a reserve role in First-Round Playoff game at New England (12/28) . . . Had one tackle on defense and another on special teams.

1996 – Played in two games . . . Placed on inactive list for five contests . . . Did not post any stats . . . Went to training camp with Tampa Bay . . . Released by Bucs on August 20 . . . Signed to Dolphins' practice squad on October 29 . . . Activated off practice squad on November 5 . . . Made NFL debut against N.Y. Giants (12/8).

1995 – Missed entire rookie season with a knee injury . . . Sustained torn anterior cruciate ligament in knee during practice session on August 30 . . . Placed on Injured Reserve on August 31 . . . Underwent reconstructive surgery on September 25 . . . Fourth-round draft choice (105th overall) of Tampa Bay in 1995.

COLLEGE

Four-year starter at Southern . . . Finished with 205 tackles, 14 interceptions, 47 passes defended, one sack and two fumble recoveries . . . Also returned 44 punts for a 10.1-yard

average . . . Named first-team Sheridan Black College All-America and first-team All-SWAC choice as a senior . . . Started 10 of 11 games and tallied 58 tackles and career-high six interceptions . . . Also fielded 36 punts for a 10.7-yard average . . . Named second-team all-conference pick as a junior . . . Registered career-high 68 tackles and added six interceptions as a freshman . . . Holds B.S. in rehabilitation counseling.

PERSONAL

Single, resides in Weston, Fla . . . Enjoys swimming, golfing, jogging, playing basketball and video games . . . Lists comedies as favorite movie category, "Martin" as favorite television show and "The Narrative of Frederick Douglass" as favorite book . . . Along with other Dolphins defensive backs, was part of "No Pass Zone" program in 1997 and 1998 in which each member donated three tickets for every home game to the Boys and Girls Clubs of Broward County . . . Lettered in football, basketball and track at LaGrange High School in Lake Charles, La . . . Full name is Jerry Lee Wilson, Jr., born July 17, 1973, in Alexandria, La.

NFL REGULAR SEASON STATISTICS


YEAR	TEAM	G-S	TACK	ASST.	TOTAL	FUM. REC.	INT.	YDS.	LG	TD
1995	Tampa Bay	INJURED RESERVE								
1996	Miami	2-0	0	0	0	0	0	0	0	0
1997	Miami	16-0	10	3	13	1	0	0	0	0
1998	Miami	16-0	11	5	16	0	1	0	0	0
4-YEAR TOTALS		34-0	21	8	29	1	1	0	0	0

NFL PLAYOFF STATISTICS

YEAR	TEAM	G-S	TACK	ASST.	TOTAL	FUM. REC.	INT.	YDS.	LG	TD
1997	Miami	1-0	1	0	1	0	0	0	0	0
1998	Miami	2-0	3	3	6	0	0	0	0	0
PLAYOFF TOTALS		3-0	4	3	7	0	0	0	0	0

ADDITIONAL STATS

Sacks: 2 for 15 yards in 1997 (P-1 for 8 yards)
Passes Defensed: 2 in 1997, 2 in 1998 for total 4 (P-1)
Special Teams Tackles: 15 in 1997, 16 in 1998 for total of 31 (P-1)
Forced Fumbles: (P-1)



SHAWN WOODEN

5-11 • 205

Safety

Born: 10/23/73

College: Notre Dame '96

Acquired: D6, 1996 • Signed Through: 1999

NFL: Fourth Season • Dolphins: Fourth Season

#22

PRO CAREER

1998 - Underwent successful arthroscopic surgery on his left knee on May 3, 1999 . . . The surgery involved the debridement of scar tissue, and it was performed by team physician Dr. John Uribe at HealthSouth Doctor's Hospital in Coral Gables . . . Played in two games, starting one of them, in '98 . . . Opened at strong safety in season-opener at Indianapolis (9/6) . . .

Recorded 12 total tackles, a forced fumble and a pass defended against the Colts, and was awarded a defensive game ball . . . Also registered a pair of stops on special teams in the contest . . . Sustained torn anterior cruciate and medial collateral ligaments in his left knee on the opening kickoff of the second game of the season, vs. Buffalo (9/13) . . . Underwent surgery to repair the damage on September 14 . . . The surgery was performed by Dr. John Uribe at HealthSouth Doctor's Hospital . . . Was placed on Injured Reserve on September 15, where he spent the final 14 regular season games and both playoff contests.

1997 – Played in all 16 regular season games, starting 15 of them at strong safety . . . Did not start one contest as a result of an injury . . . Finished the year with 121 tackles (86 solo), two interceptions, four passes defended, three fumble recoveries and a forced fumble . . . Added eight tackles on special teams . . . Tackle total was second on the squad and first among defensive backs . . . Recorded 10 tackles, two interceptions and a fumble recovery in season-opening win over Indianapolis (8/31) . . . For his performance, Wooden was named AFC Defensive Player of the Week for the first time in his career . . . It marked the first time a Dolphin had earned that honor since the final week of the 1995 season when CB Terrell Buckley was honored for his effort at St. Louis . . . Led the Dolphins with 12 tackles the following week vs. Tennessee (9/7) . . . Finished second on the club with eight stops at Tampa Bay (9/21) . . . Came up with two stops on special teams at N.Y. Jets (10/12) . . . Was second on the squad with 12 stops vs. Chicago (10/27) . . . Had eight tackles and a fumble recovery at Buffalo (11/2) . . . Led club with a career-high 15 tackles vs. Buffalo (11/17) . . . Sustained a partial muscle tear in his right forearm during practice on December 3 . . . Although he played sparingly in a reserve role vs. Detroit (12/7), still produced three tackles on defense and two stops on special teams . . . Was second on the team with nine tackles, including a fumble recovery, at Indianapolis (12/14) . . . Started at strong safety in First-Round Playoff game at New England (12/28) . . . Registered seven tackles.

1996 – Played in all 16 contests with 11 starts as a rookie . . . Finished second on team with 85 tackles (68 solo) and third with six passes defended . . . Added two interceptions, one fumble recovery and four special teams tackles . . . Led team in tackles three times and finished second on three occasions . . . Saw reserve action for first five weeks of season . . . Started at free safety in weeks 6-12, and at strong safety for the final four games . . . Recorded four tackles in first NFL start, at Buffalo (10/13) . . . Recorded six tackles and first career interception, at Philadelphia (10/20) . . . Led team with 12 tackles, including a pass defended, against Dallas (10/27) . . . Recorded seven tackles and an interception at New England (11/3) . . . Posted five tackles and a season-high two passes defended against Indianapolis (11/10) . . . Tied for second on squad with eight tackles against Pittsburgh (11/25) . . . Topped team with 11 tackles at Oakland (12/1), when he recorded the first fumble recovery of his career . . . Tied for team-lead with season-high 14 tackles against N.Y. Giants (12/8) . . . Sixth-round draft pick (189th overall) by Miami in 1996.

COLLEGE

Four-year letterman and two-year starter at Notre Dame . . . Finished with 63 tackles (41 solo), three interceptions, six passes defended and one tackle for loss as a senior . . . Started every game at right cornerback as a junior . . . Finished with 59 tackles (48 solo) and added two stops for losses, eight pass deflections and an interception . . . Played in eight games as a sophomore . . . Recorded 16 tackles, one interception and one stop for loss . . . Recovered an onside kickoff with 2:24 remaining and deflected a Charlie Ward pass as time ran out to preserve a 31-24 win over Florida State . . . Suffered torn cartilage in right knee on onside kickoff and had further damage caused when someone jumped on his back during the post-game celebration . . . Forced to undergo arthroscopic surgery that kept him out of the season finale against Boston College and the Cotton Bowl against Texas A&M . . . Sat out 1992 due to disc problems in back . . . Played in five games as a reserve flanker as a freshman . . . Holds B.S. in computer science.

PERSONAL

Single . . . Has a son, Blake (9/29/98) . . . Resides in Pembroke Pines, Fla . . . Named All-America honorable mention from USA Today as a senior at Abington (Pa.) High . . . Lettered twice at halfback and defensive back . . . Gained 2,700 yards rushing with 33 touchdowns . . . Gained 1,344 yards with 14 scores, including seven runs of 50 yards or more and recorded 130 tackles with four interceptions at safety as a senior . . . Also lettered in baseball and track . . . Enjoys working on computers in spare time . . . Has worked with F.A.D. organizations in Philadelphia and

participated in events benefiting Cystic Fibrosis Foundation . . . Along with the other Dolphins defensive backs, was part of the "No Pass Zone" program in 1997 and 1998 in which each member donated three tickets for every home game to Boys and Girls Clubs in South Florida . . . Received the Dolphins' Community Service Award for 1997 . . . Helped build two houses for Habitat for Humanity in South Miami during the 1997 bye weekend . . . He also assisted in building and helped to finance a house in Little Haiti for Habitat for Humanity during the 1999 offseason . . . Full name is Shawn Anthony Wooden, born October 23, 1973, in Philadelphia, Pa.

NFL REGULAR SEASON STATISTICS										
YEAR	TEAM	G-S	TACK	ASST.	TOTAL	FUM.				
						REC.	INT.	YDS.	LG	TD
1996	Miami	16-11	68	17	85	1	2	15	15	0
1997	Miami	16-15	86	35	121	3	2	10	10	0
1998	Miami	2-1	10	2	12	0	0	0	0	0
3-YEAR TOTALS		34-27	164	54	218	4	4	25	15	0


NFL PLAYOFF STATISTICS										
YEAR	TEAM	G-S	TACK	ASST.	TOTAL	FUM.				
						REC.	INT.	YDS.	LG	TD
1997	Miami	1-1	6	1	7	0	0	0	0	0

ADDITIONAL STATS

Passes Defensed: 6 in 1996, 4 in 1997, 1 in 1998 for total of 11
Forced Fumbles: 1 in 1997, 1 in 1998 for total of 2
Special Teams Tackles: 4 in 1996, 8 in 1997, 2 in 1998 for total of 14

1999 DRAFT CHOICES

RD.	NO.	NAME	POS.	HT.	WT.	BIRTH-DATE	COLLEGE
2a	39	J.J. Johnson	RB	6-1	230	4/20/74	Mississippi State
2b	43	Rob Konrad	FB	6-3	255	11/12/76	Syracuse
3	72	Grey Ruegamer	C	6-5	310	6/1/76	Arizona State
5a	134	Cecil Collins	RB	5-10	207	11/19/76	McNeese State
5b	142	Bryan Jones	LB	6-4	220	12/21/75	Oregon State
6	192	Brent Bartholomew	P	6-2	220	10/22/76	Ohio State
7a	232	Jermaine Haley	DT	6-4	270	2/23/73	Butte College
7b	244	Joe Wong	G	6-6	315	2/24/76	Brigham Young



BRENT BARTHOLOMEW

6-2 • 220

Punter

Born: 10/22/76

College: Ohio State '99

Draft: D6, 192

#6

COLLEGE


Four-year letterman at Ohio State . . . Also served as holder and was the back-up placekicker . . . Established OSU records for most career punts (237) and punting yards (9,927), breaking

the school records of current N.Y. Jets punter Tom Tupa, and ranks third with a career average of 41.9 yards . . . Named second-team all-Big Ten Conference as a senior . . . Recorded 58 punts for a 40.3 average with 18 downed inside the 20 and only two touchbacks . . . Had the second-best punting game in school history with a 51.6 average on seven punts against Toledo . . . Led the Big Ten and was tenth in the nation with a career best average of 45.2 yards per punt as a junior . . . Established a school record with 3,252 yards for the season and added 20 punts downed inside the 20 . . . Had the longest kick of the year with a 63-yard punt at Michigan State . . . Averaged 51.9 yards on three punts in the Bowling Green game . . . Punted 58 times for 2,455 yards for 42.3 average and 19 downed inside the 20 as a sophomore . . . Recorded three punts of over 50 yards in the Citrus Bowl . . . Had 49 punts for 1,885 yards for a 38.5 average and 14 downed inside the 20 with a long of 65 yards as a freshman . . . Had a career-long 65-yard punt against Michigan State . . . Majored in agricultural business.

PERSONAL

Single, resides in Orlando, Fla . . . Wants to go into either broadcasting or acting after his football career is over . . . Has done some TV work (bit parts in two commercials) . . . Lists Harrison Ford as his favorite actor, "Seven" as his favorite movie, "Just Shoot Me" as his favorite television show, "The Watchers" as his favorite book, and Dave Matthews Band as his favorite musical group . . . Averaged 48 yards per kick as a junior and 46 as a senior at Apopka (Fla.) High School . . . Also played golf, basketball, baseball and soccer . . . Enjoys paying golf . . . Full name is Brent Robert Bartholomew, born October 22, 1976, in Birmingham, Ala.

COLLEGE STATISTICS									
YEAR	TEAM	G	NO.	YDS.	AVG.	TB	IN 20	LG	BLK
1995	Ohio State	11	49	1,885	38.5	6	14	65	0
1996	Ohio State	11	53	2,455	42.3	7	19	56	1
1997	Ohio State	11	72	3,252	45.2	12	20	63	1
1998	Ohio State	11	58	2,335	40.3	2	18	57	1
COLLEGE TOTALS		44	237	9,927	41.9	27	71	65	3



CECIL COLLINS

5-10 • 207

Running Back

Born: 11/19/76

College: McNeese State '00

Draft: D5a, 134

#34

COLLEGE

Played in the first two games at McNeese State as a junior . . . Finished with 117 yards and a touchdown on 28 carries (4.1 avg.) . . . Gained 46 yards on 12 tries against Southeastern Oklahoma . . . Rushed 16 times for 71 yards and a 15-yard score against Northern Iowa . . . Appeared in four games with two starts at Louisiana State in 1997 . . . Finished third on the team with 596 yards and three touchdowns on 72 carries . . . His average of 8.3 yards per attempt broke the school season-record of 7.9 yards by Gene Knight in 1946 (85 rushes) . . . His average of 149.0 yards per game rushing is surpassed only by Charles Alexander (153.3 in 1977) in Tiger season annals . . . Added an 11-yard reception and returned five kickoffs for 119 yards (23.8 avg.) . . . Exploded for 172 yards on 22 carries with 62 yards on three kickoff returns in collegiate debut against Mississippi State . . . His 172 yards were the most by a Tiger runner in a debut . . . Posted 27 carries for 232 yards (third-best in school history), including touchdown runs of three and 42 yards, caught a pass for an 11-yard gain and had two kickoff

returns for 57 yards against Auburn . . . Picked up 179 yards with a 69-yard score on 20 runs against Akron . . . Missed remainder of season with broken leg suffered in fourth game of season, against Vanderbilt . . . Majored in mass communications.

PERSONAL


Single, resides in Fort Lauderdale, Fla . . . Has a daughter, Zakeia Martin (11/26/96), and a son, Brandon (2/22/96) . . . Named as a Blue Chip Illustrated All-American Dream Team selection, adding Atlanta Journal-Constitution Super Southern 100, New Orleans Times-Picayune Blue Chip Top 10 and Super Prep Top Eight honors at Leesville (La.) High School . . . Two-time Class 4A Offensive Most Valuable Player & Player of the Year pick . . . Ranks second on the state's career-record list with 1,000 rushes for 7,833 yards (7.8 avg.) and 99 touchdowns . . . Named Louisiana Mr. Football by the Louisiana Sportswriters Association . . . Led the team to the state finals as he rushed for 3,045 yards with 40 touchdowns on 396 carries (7.7 avg.) as a senior . . . Also lettered in track and powerlifting . . . Assisted in building a house in Little Haiti for Habitat for Humanity this past offseason . . . Enjoys bowling and fishing . . . Lists "Black Belt Jones" as favorite movie, "Martin" as favorite television show, and Boyz II Men and Jodeci as favorite musical groups . . . Full name is Cecil J.P. Collins, born November 19, 1976, in Fort Knox, Ky.

COLLEGE STATISTICS

YEAR	SCHOOL	RUSHING						RECEIVING			
		G-S	ATT.	YDS.	AVG.	LG	TD	NO.	YDS.	LG	TD
1997	Louisiana St.	4-2	72	596	8.3	69t	3	1	11	11	0
1998	McNeese St.	2-0	28	117	4.1	15t	1	0	0	0	0
COLLEGE TOTALS		6-2	100	713	7.1	69t	4	1	11	11	0

ADDITIONAL STATS

Kickoff Returns: 5 for 119 yards, 23.8 avg., long 38 in 1997



JERMAINE HALEY

6-4 • 270
Defensive Tackle
Born: 2/23/73
College: Butte College
Draft: D7a, 232

PRO

Signed by the Toronto Argonauts of the Canadian League as a free agent in May, 1998 . . . Under contract with Toronto for 1999 . . . Made the team as a defensive lineman after an impressive training camp . . . Nominated as team's Most Outstanding Rookie in 1998 . . . Finished second on the team with seven sacks and added 31 tackles and a forced fumble . . . Made four tackles in his CFL debut at Saskatchewan (7/3) in the 1998 season opener . . . Was injured against Edmonton (7/23) and missed the Calgary game on July 30 . . . Returned to the lineup against Winnipeg (8/6) . . . Had his most impressive game of the season at Winnipeg (8/27), making five tackles, two sacks and a pass knockdown . . . Made three defensive tackles and a quarterback sack at Hamilton (8/20) . . . Recorded two sacks against British Columbia (9/12) . . . Had a sack and forced a fumble vs. Winnipeg (9/19) . . . Played many years of Canadian junior football with the Surrey Rams (1991-93) and Okanagan Sun (1993-95), where he was a perennial all-star on both offense and defense.

COLLEGE

Attended Butte College in Oroville, Calif . . . Named as a first-team junior college All-American.

PERSONAL


Resides in Coquitlam, British Columbia . . . Went to high school in California and then moved to the Vancouver area in his late teens . . . Born February 23, 1973, in Fresno, Calif.

CFL REGULAR SEASON STATISTICS

YEAR	TEAM	G-S	TACK	ASST.	TOTAL	FUM REC.	FOR FUM	QB SACK	YDS LOST
1998	Toronto	N/A-N/A	22	9	31	0	0	7	N/A

CFL PLAYOFF STATISTICS

YEAR	TEAM	G-S	TACK	ASST.	TOTAL	FUM REC.	FOR FUM	QB SACK	YDS LOST
1998	Toronto	1-1	2	0	2	0	0	0	0.0



J.J. JOHNSON

6-1 • 230

Running Back

Born: 4/20/74

College: Mississippi State '99

Draft: D2a, 39

#32

COLLEGE

Two-year letterman and one-year starter at Mississippi State . . . Transferred from East Mississippi Junior College . . . Finished college career ranked fourth in school history with 453 carries for 2,452 yards on the ground and 24 touchdowns . . . Was the only player in school history to rush for over 200 yards in a game more than once in a career and the only player in MSU history to rush for over 1,000 yards in consecutive seasons . . . Named All-Southeastern Conference first-team choice as a senior . . . Set school season records with 236 carries for 1,383 yards (5.9 avg.) and an average of 115.25 yards per game . . . His 12 rushing touchdowns ranked fifth on MSU's single-season chart . . . Added 98 yards on seven catches (14.0 avg.) . . . Averaged 123.4 all-purpose yards per game . . . Rushed for 192 yards with a 62-yard touchdown on 25 attempts against Memphis . . . Gained 209 yards (third-best in school history) on 28 carries with touchdowns of one and 55 yards against Kentucky . . . Established Bulldog record with 237 yards on 36 attempts, scoring on runs of two and four yards, against Alabama . . . Played in the Senior Bowl following his senior season . . . Despite starting in only four games as a junior, he ranked fourth in the SEC and 25th in the nation with 217 carries for 1,069 yards (4.9 avg.) and 12 touchdowns . . . Became only the fourth back in school history to gain over 1,000 yards on the ground in a season . . . Also caught five passes for 56 yards (11.2 avg.) . . . Made his college debut against Memphis with 132 yards on 21 attempts and scored a touchdown . . . Rushed 26 times for 146 yards and scored four touchdowns against Central Florida . . . Gained 198 yards on 23 rushes (8.6 avg.) and a pair of scores against Alabama . . . Two-year starter at East Mississippi Junior College . . . Gained 909 yards rushing on 132 carries, a 6.8-yard-per-carry average and 15 touchdowns as a sophomore . . . Rushed for 592 yards on 117 rushes, a 5.1 average, and 11 touchdowns during his freshman season . . . Also caught six passes during his first season . . . Spent one year in the U.S. Navy following


high school graduation and prior to enrolling at East Mississippi . . . Served as a postal clerk on the USS John F. Kennedy . . . Majored in educational psychology.

PERSONAL

Single, resides in Memphis, Tenn . . . Has a son, Keyshaun (7/18/97) . . . Rushed for more than 1,500 yards and 13 touchdowns during his senior season at Davidson (Mobile, Ala.) High School . . . Gained over 1,000 yards with 10 touchdowns as a junior at Dothan (Ala.) High School . . . Also lettered in basketball . . . Lists "Meet Joe Black" as his favorite movie . . . Enjoys playing basketball . . . Full name is James E. Johnson, born April 20, 1975, in Mobile, Ala.

COLLEGE STATISTICS

YEAR	SCHOOL	RUSHING						RECEIVING			
		G-S	ATT.	YDS.	AVG.	LG	TD	NO.	YDS.	LG	TD
1997	Mississippi St.	11-4	217	1069	4.9	83t	12	5	56	32	0
1998	Mississippi St.	12-10	236	1383	5.9	67t	12	7	98	38	0
COLLEGE TOTALS		23-14	453	2452	5.4	83t	24	12	154	38	0



BRYAN JONES

6-4 • 220
Linebacker
 Born: 12/21/75
 College: Oregon State '99
 Draft: D5b, 142
 Signed Through: 2001

#55

COLLEGE

Signed a three-year contract with the Dolphins on June 7, 1999 . . . Started all 11 games as a senior at Oregon State . . . Finished with 99 tackles (58 solo), 14 tackles for loss, six sacks, one interception, nine passes defended, two forced fumbles and a blocked field goal . . . Forced a fumble which was returned for a touchdown and blocked a field goal against Nevada . . . Had an interception and a sack against Baylor . . . Played in Blue-Gray Bowl after the season . . . Named honorable mention All-Pac 10 Conference as a junior . . . Started all 11 games . . . Posted 64 tackles (47 solo), two sacks, five tackles for loss, two fumble recoveries, six passes defended and an interception . . . Posted ten tackles, a sack, a fumble recovery and a pass break up against Stanford . . . Had nine tackles and two tackles for loss against Utah State . . . Recorded seven tackles and a sack against Oregon . . . Selected as OSU's Defensive Rookie of the Year and was an honorable mention All-Pac 10 pick as a sophomore . . . Played free and strong safety as well as linebacker . . . Voted by his teammates as the hardest hitter on the OSU roster . . . Recorded 69 tackles (47 solo), 5.5 sacks, 12.5 tackles for loss, eight passes defended, one fumble recovery and three quarterback hurries . . . Posted ten tackles and two sacks against Arizona . . . Had 1.5 sacks against Northern Illinois . . . Played in all 11 games with one start as a redshirt freshman . . . Participated on most of OSU's special team units . . . Had seven tackles (three solo), two sacks, three tackles for loss and a pass defended against Arizona . . . Holds a B.A. in housing design.

PERSONAL

Single, resides in Nipomo, Calif . . . Attended Arroyo Grande (Calif.) High School . . . Started at free safety and halfback as a senior . . . He was a first-team All-CIF Southern Section pick at safety, named the defensive back of the year in his league and was a first-team all-league

choice at both running back and free safety . . . Started at wide receiver his junior year and he also played cornerback on defense . . . Also lettered in track and basketball . . . Enjoys playing video games . . . Lists "Harlem Knights" as favorite movie, and "The Steve Harvey Show" as favorite television show . . . Full name is Bryan Jovan Jones, born December 21, 1975, in San Luis Obispo, Calif.

COLLEGE STATISTICS									
YEAR	TEAM	G-S	TACK	ASST.	TOTAL	FUM. REC.	FOR FUM.	QB SACK	YDS LOST
1994	Oregon State								
REDSHIRTED									
1995	Oregon State	11-0	3	4	7	0	0	0	0.0
1996	Oregon State	11-1	47	22	69	1	0	5½	50.0
1997	Oregon State	11-1	47	17	64	2	0	2	13.0
1998	Oregon State	11-1	58	41	99	0	2	6	34.0
COLLEGE TOTALS		44-34	155	84	239	3	2	13½	97.0


ADDITIONAL STATS

Tackles For Loss: 12.5 in 1996, 5 in 1997, 14 in 1998 for total of 31.5

Interceptions: 1 in 1997, 1 in 1998 for total of 2

Passes Defended: 8 in 1996, 6 in 1997, 9 in 1998 for total of 23

Blocked Field Goals: 1 in 1998



ROB KONRAD

6-3 • 255

Fullback

Born: 11/12/76

College: Syracuse '99

Draft: D2b, 43

#44

COLLEGE

Four-year letterman and three-year starter at Syracuse . . . Finished college career with 295 carries for 1,516 yards (5.1 avg.) and 20 touchdowns . . . Added 41 catches for 473 yards (11.5 avg.) and three scores with a long of 57 yards . . . Named second-team All-Big East Conference as a senior . . . Started every game, rushing for 417 yards and seven touchdowns on 93 carries (4.5 avg.) while serving as team co-captain . . . Caught 20 passes for 196 yards (9.8 avg.) and a pair of scores . . . Rushed 10 times for 48 yards and caught five passes for 63 yards against Tennessee . . . Caught five passes for 59 yards with touchdowns of 26 and nine yards against Michigan . . . Posted 11 rushes for a season-high 88 yards, including a two-yard touchdown against Cincinnati . . . Gained 68 yards on 12 carries with a 21-yard score against Boston College . . . Played in the Senior Bowl after the season . . . Member of the school's Athletic Director's Honor Roll as a junior . . . Appeared in seven games, starting six contests . . . Finished fourth on the team with 305 yards and three touchdowns on 46 carries (6.6 avg.) . . . Caught seven passes for 99 yards (14.1 avg.) . . . Opened the season with eight runs for 76 yards and a one-yard score, while also snatching a pair of passes for 46 yards against Wisconsin in the Kickoff Classic . . . Rushed for a season-high 99 yards on 10 tries, including a 26-yard touchdown against Wisconsin . . . Started all but one game as a sophomore . . . Finished with 361 yards and three touchdowns on 93 carries . . . Gained 149 yards on 12 receptions (12.4 avg.) . . . Rushed 17 times for 83 yards against Minnesota . . . Gained 65 yards on 12 carries and 43 yards on four catches against Tulane . . . Played in every game as a true freshman . . . Finished second on the team with 433 yards and seven touchdowns on 63 carries (6.9 avg.) . . . Caught a pair of passes for 29 yards and a score . . . Rushed five times for 33


yards and scored his first career touchdown on a three-yard scamper against Eastern Michigan . . . Awarded a game ball with 10 carries for a career-high 130 yards with touchdowns of one, 16 and 58 yards against Pittsburgh. . . Rushed 11 times for 79 yards and a pair of scores, and added another touchdown on a 20-yard reception against Boston College . . . Majored in consumer education.

PERSONAL

Single, resides in Andover, Mass . . . Named Parade, Blue Chip Illustrated, Super Prep & Prep Football Report All-America selection at St. John's High School in Andover, Mass . . . Was selected as a two-time All-State, All-League and league Most Valuable Player . . . Also lettered in track and baseball . . . Enjoys fishing and boating . . . Has done charity work with the Shriners Hospital and the Boys and Girls Club . . . Lists "Star Wars" as favorite movie, "Friends" as favorite television show, "A River Runs Through It" as favorite book, and John Cougar Mellencamp as favorite recording artist . . . Full name is Robert L. Konrad, born November 12, 1976, in Rochester, N.Y.

COLLEGE STATISTICS

YEAR	SCHOOL	RUSHING					RECEIVING				
		G-S	ATT.	YDS.	AVG.	LG	TD	NO.	YDS.	LG	TD
1995	Syracuse	11-0	63	433	6.9	58t	7	2	29	20	1
1996	Syracuse	10-10	93	361	3.9	18	3	12	149	57	0
1997	Syracuse	7-6	46	305	6.6	40	3	7	99	26t	0
1998	Syracuse	11-11	93	417	4.5	28	7	20	198	26t	2
COLLEGE TOTALS		39-27	295	1516	5.1	58t	20	41	473	57	3



GREY RUEGAMER

6-5 • 310

Center

Born: 6/1/76

College: Arizona State '99

Draft: D3, 72

#62

COLLEGE


Four-year letterman and three-year starter at Arizona State . . . Started every game at center as a senior . . . Named as a Walter Camp All-America selection and first-team All-Pac 10 Conference as a senior . . . Was one of 12 finalists for the Lombardi Award . . . Graded 87-percent for blocking consistency while posting 72 knockdowns for an offense that amassed 4,530 total yards . . . Named third-team All-American by The Sporting News and first-team All-Pac 10 Conference as a junior . . . Moved from left tackle to center in game against Washington and played center the last six contests . . . Graded at least 85-percent for blocking consistency in seven games and collected 62 knockdown blocks as the Sun Devils averaged a conference best 193.8 yards rushing per game, and 4.5 yards per run . . . Earned honorable mention All-Pac 10 Conference recognition as a sophomore . . . Lined up at left tackle, also seeing action at center . . . Finished with 56 knockdowns while grading 84-percent for blocking consistency . . . Started the season's first four games at center and one contest at right tackle as redshirt freshman . . . Redshirted as a freshman . . . Majored in special education.

PERSONAL

Single, resides in Ely, Nev . . . Attended Bishop Gorman High School in Las Vegas, Nev . . .

Started two years and was named the team's Most Valuable Player as a senior . . . Went undefeated as a heavyweight wrestler as a junior . . . Also lettered in wrestling and track, competing in the shot put (52 feet) and the discus (170 feet) . . . Interest lies in botany, zoology, biology and wildlife management . . . Has done work with the D.A.R.E. program and the Y.M.C.A . . . Lists "Dances with Wolves" as his favorite movie, "The X-Files" as favorite television show, and "Rogue Warrior" as favorite book . . . Uncle, Bob Frisbee, played football for the University of Minnesota and the Minnesota Vikings . . . Participated in the Dolphins Charity Fishing Tournament benefiting the Cystic Fibrosis Foundation during the 1999 offeseason . . . Full name is Christopher Grey Ruegamer, born June 1, 1976, in Las Vegas, Nev.

COLLEGE STATISTICS	
GAMES/STARTS:	1994: Redshirted, 1995: 11/5, 1996: 12/12, 1997: 12/12, 1998: 11/11
COLLEGE TOTALS:	46/40



JOE WONG

6-6 • 315
 Guard
 Born: 2/24/76
 College: Brigham Young '99
 Draft: D7b, 244

#71

COLLEGE

Two-year starter at Brigham Young who originally began his collegiate career at Hawaii . . . Played both guard and tackle . . . Started every game at right tackle as a senior . . . Graded 84.2-percent for blocking consistency while making 60 knockdowns for an offense that totaled 4,962 yards . . . Earned Cougar Offensive Lineman of the Game honors vs. Arizona State, Nevada-Las Vegas, San Diego State and New Mexico . . . Played in Hula Bowl after season . . . Started every game at left guard as a junior in his first year with the Cougars . . . Delivered 55 knockdowns and graded 83-percent for blocking consistency as the offense averaged 335.6 yards-per-game . . . Sat out the 1996 season under NCAA transfer rules . . . Started every game at right tackle for Hawaii in 1995 . . . Graded 77-percent and made 50 knockdowns for an offense that ranked second in the Western Athletic Conference in rushing, averaging 224.0 yards-per-game . . . Redshirted as a freshman at Hawaii . . . Majored in sociology.

PERSONAL

Married Celeste (12/28/96), couple has a daughter, Heaven (11/6/97), and a son, Elias (who was born on April 18, 1999, the day his father was drafted by the Dolphins) . . . Is of Hawaiian, Portuguese and Chinese decent . . . Lettered four times in football and twice in track and field at Kailua High School in Honolulu, Hawaii . . . Honorable mention All-State and OIA White Division All-Star on both the offensive and defensive lines . . . Participated in the 1993 All-Star game . . . Enjoys weightlifting and golf . . . Lists "Life" as favorite movie, "SportsCenter" as favorite television show, "Things Fall Apart" as favorite book, and Tupak as favorite recording artist . . . Full name is Joseph H.L. Wong, born February 24, 1976, in Honolulu, Hawaii.

COLLEGE STATISTICS	
GAMES/STARTS:	(Hawaii) 1994: Redshirted, 1995: 11/11, 1996: Sat out due to transfer rule (Brigham Young) 1997: 11/11, 1998: 11/11
COLLEGE TOTALS:	33/33

FREE AGENTS

WR-ROBERT BAKER (5-11, 202, 3/14/76, Auburn): Signed with the Dolphins as a rookie free agent on July 13, 1999 . . . Was eligible for the NFL's Supplemental Draft on July 8, but was not selected . . . Lettered two years (1995-96) at Auburn . . . In two seasons, played in 22 games with 11 starts . . . Caught 62 passes for 896 yards with a long of 67 and seven touchdowns . . . Also returned 48 punts for a 9.7-yard average including a touchdown, and 46 kickoffs for a 21.3-yard average . . . Caught 28 passes for 370 yards and three touchdowns his freshman season of 1995 . . . Returned 25 punts for a 9.3-yard average and 25 kickoffs for a 21.0-yard average . . . Was a Freshman All-SEC selection as a kick returner . . . Had a career-best 34 catches for 526 yards and five touchdowns as a sophomore in 1996, when he led the team in all-purpose yards with 1,174 . . . Returned a punt 79 yards for a touchdown against South Carolina . . . Caught five passes for 161 yards against Ole Miss . . . Majored in liberal arts . . . Was academically ineligible in 1997, was not enrolled in school in 1998 . . . Attended P.K. Yonge High School in Gainesville, Fla . . . Was a two-time Class 2-A All-State performer . . . Played receiver as a junior before being switched to tailback for his senior season . . . Also played defensive back each of his last two seasons . . . Full name is Robert Cedrick Baker III, born March 14, 1976.

FB-KANTROY BARBER (6-1, 245, 10/4/73): Signed with the Dolphins as a free agent on December 29, 1998 . . . Was inactive for both playoff games following the 1998 season . . . Went to training camp with Tampa Bay in '98 but was waived prior to the regular season . . . Also spent time on the practice squads of Buffalo and Indianapolis last season . . . Originally was the fourth-round draft choice (124th overall) of New England in 1996 . . . Was inactive for each of the first six contests of his rookie year before being placed on injured reserve with a shoulder injury on October 15 . . . Was waived by the Patriots on August 24, 1997, and subsequently was claimed by Carolina . . . Was inactive for each of the first six games of the '97 season with the Panthers before being waived on October 16 . . . Played his final two collegiate seasons at West Virginia after transferring from Colorado . . . In his two years with the Mountaineers, started 12 of the 24 games in which he played . . . Rushed for 713 yards and nine touchdowns on 171 attempts, and caught 17 passes for 105 yards and one TD . . . Majored in sports management . . . Earned All-America honors at Carol City High School in Miami, Fla., where he was a two-time all-county selection . . . Also excelled in track, where he set the county record in the shot put . . . Also performed in the discus . . . Father, Rudy, played linebacker at Bethune-Cookman and went on to play for the Dolphins in 1968 . . . Brother, Rudy Jr., was an all-conference guard at the University of Miami (Fla.) in 1993 . . . Born October 4, 1973, in Miami, Fla.

TE-RICKEY BRADY (6-4, 265, 11/19/70, Oklahoma): Signed a two-year contract with the Dolphins as a free agent on February 18, 1999 . . . Went to training camp with Tampa Bay in 1998 and was waived on August 25 . . . Had been signed by the Bucs on January 2, 1998 . . . Was active for a Divisional Playoff game at Green Bay (1/4/98) . . . Originally was a sixth-round draft choice (167th overall) of the Rams in 1994 . . . Spent most of his rookie season on the team's practice squad before being signed to the 53-man roster on December 9 . . . Was released by the Rams on August 27, 1995, and signed to New Orleans' practice squad on August 30 . . . Was signed to Philadelphia's 53-man roster on December 13, but was inactive for each of the Eagles' final three regular season games . . . Was in training camp with both the Jets and Dallas in 1996 and waived prior to the regular season each time . . . Was with Washington and New Orleans during the 1997 preseason, and was waived prior to the regular season both times . . . Was a four-year letterman at Oklahoma during which time he caught 54 passes for 770 yards and six touchdowns . . . Played football and basketball at Putnam City (Okla.) West High School . . . Born November 19, 1970 in Oklahoma City, Okla.

DT-TRAVIS DARDEN (6-1, 294, 9/3/76, East Carolina): Signed with the Dolphins as an undrafted rookie free agent on April 23, 1999 . . . Started 43 of the 44 games in which he played during his four-year career with the Pirates . . . Finished with 182 total tackles, 16.5 sacks and 19 stops for losses . . . Also recovered four fumbles and forced three fumbles . . . Had his most productive season as a junior in 1997 when he opened 10 of 11 contests and recorded 54 tackles, including four for loss, and eight sacks . . . Played one year at Hargrave Military Academy before enrolling at East Carolina . . . Majored in communications . . . Single, resides in Greenville, N.C . . . Has a daughter, Tyshem (7/27/94) . . . Attended Bertie High School in Kelford, N.C., where he earned four letters in football . . . Garnered all-state and all-conference accolades following his senior season when he rushed for 1,400 yards . . . Also lettered in track and field . . . Lists "Armageddon" as favorite movie, "Ally McBeal" as favorite television show, "The Runaway Jury" as favorite book and Master P as favorite recording artist . . . Assisted in building a house in Little Haiti for Habitat for Humanity this past offseason . . . Participated in the Dolphins Charity Fishing

Tournament benefiting the Cystic Fibrosis Foundation during the 1999 offseason . . . Full name is Travis Laschon Darden, born September 3, 1976, in Hempstead, N.Y.

P-NICK GALLERY (6-4, 242, 2/15/75, Iowa): Signed a one-year contract with the Dolphins on February 3, 1999 . . . Was with the Jets for the 1998 season-opener, at San Francisco (9/6), prior to being waived on September 12 . . . Punted six times for a 39.7-yard average in that game . . . Also spent time on the practice squad of Philadelphia in 1998 . . . Originally went to camp with Kansas City as a rookie free agent in 1997 . . . Was waived by the Chiefs prior to the start of the regular season . . . Was signed to the Jets' practice squad on October 20, 1997, and spent the remainder of the year there . . . In four years at the University of Iowa, punted 188 times for a 43.2-yard average . . . Eclipsed Reggie Roby's school career marks for both punts and punting yardage (9,113) . . . Was a first-team All-Big Ten selection following his junior and senior seasons, when he put together a 45.3-yard average on both occasions . . . Majored in psychology . . . Prepped at East Buchanan High School in Winthrop, Iowa, where he was a first-team all-state punter . . . Also earned first-team all-district accolades as a running back and kicker . . . Finished his high school career with 1,113 rushing yards and 13 touchdowns . . . Assisted in building a house in Little Haiti for Habitat for Humanity this past offseason . . . Single . . . Full name is Nick Patrick Gallery . . . Born February 15, 1975.

G-JUSTIN GLASGOW (6-5, 315, 5/17/77, Kansas): Signed with the Dolphins as an undrafted rookie free agent on April 23, 1999 . . . Played in 40 games with the Jayhawks during his four-year collegiate career . . . Started each of his final 33 contests, including all 11 at right guard as senior in 1998 . . . Played in the Blue-Gray game following his senior season . . . Started the first four games of his junior season at right tackle before being moved to right guard for the final seven contests . . . Originally joined the Kansas team as a walk-on . . . Majored in sports management . . . Was a three-time Jayhawk Scholar . . . Single, resides in Topeka, Kan . . . Earned all-conference and second-team all-city honors at Seaman High School in Topeka . . . Sustained a broken foot in the first game of his senior season which sidelined him for the remainder of the year . . . Was the 5A state wrestling champion in the heavyweight division . . . Also was a two-time state champion in the shot put . . . Was a Boys State participant and served as president of his senior class in high school . . . Was a three-year honor roll selection . . . Lists "Brave Heart" as favorite movie, "Seinfeld" as favorite television show, "The Rainmaker" as favorite book, and enjoys listening to Sublime and Weezer . . . Full name is Justin William Glasgow, born May 17, 1977, in Topeka, Kan.

QB-DAN GONZALEZ (6-3, 214, 9/20/74, East Carolina): Was allocated by Miami to the NFL Europe League this spring where he played with the Amsterdam Admirals . . . Finished by completing 70 of 143 passes for 862 yards with three touchdowns and five interceptions . . . Originally went to camp with Dallas as an undrafted rookie free agent in 1998 . . . With the Cowboys in preseason, completed 19 of 36 passes for 183 yards with no touchdowns and two interceptions . . . Was waived by the Cowboys on August 29, and re-signed on September 3 . . . Was designated as the third quarterback for Dallas' season opener vs. Arizona (9/6), prior to being waived on September 8 . . . Was signed to the Dolphins' practice squad on September 23, 1998, and spent one game there before being released on October 2 . . . Was signed to Miami's 53-man roster on December 26 . . . Was inactive for the regular season finale and both playoff contests . . . In his three-years at East Carolina, completed 346 of 608 passes for 3,868 yards with 23 touchdowns and 16 interceptions . . . Took over the starting quarterback duties with four games left in his junior year and finished the season by completing 90 of 172 passes for 1,322 yards with seven touchdowns and six interceptions . . . As a senior in 1997, connected on 253 of 431 passes for 2,510 yards with 16 touchdowns and 10 interceptions . . . His completion total is a school single-season record . . . Yardage figure represents the fourth-most in school annals . . . Earned degree in marketing . . . Threw for 900 yards and 12 touchdowns as a senior at Neptune (N.J.) High School, where he earned three letters in football, four in baseball and one in basketball . . . Born September 20, 1974.

RB-JUAN JOHNSON (6-1, 220, 1/28/76, Utah): Signed a two-year contract with the Dolphins on February 3, 1999 . . . Played with the British Columbia Lions of the Canadian League in 1998 where he finished third in the league with 973 yards rushing and six touchdowns on 156 attempts . . . His 6.2-yard average per carry was the top figure in the CFL last year . . . Was a four-year letterman (1994-97) at Utah, where he concluded his career with 2,601 yards rushing and 22 touchdowns on 582 carries . . . Amassed a career-best 838 yards rushing and seven touchdowns on 181 attempts as a senior . . . Stands in second spot on the school's all-time list for rush attempts, is fourth for rushing touchdowns and is fifth for rushing yards . . . Was the captain of both the football and basketball teams at Hunter (Utah) High School . . . Full name is Manwuan Johnson, born January 28, 1976 in Columbus, Ga.

TE-FRANK LEATHERWOOD (6-2, 260, 8/15/77, Appalachian State): Signed with the Dolphins as an undrafted rookie free agent on April 23, 1999 . . . Caught 83 passes for 1,036 yards and 15 touchdowns in his four-year collegiate career . . . Was a first-team All-Southern

Conference selection his junior and senior seasons . . . Caught 28 passes for 364 yards and one touchdown as a senior in 1998 . . . Amassed 36 receptions for 436 yards and five touchdowns in his junior campaign . . . Majored in industrial technology . . . Single, resides in Clyde, N.C. . . . Was a two-year letterman in football at Pisgah High School in Clyde, N.C. . . . Also earned three letters in baseball . . . Garnered all-conference honors in football as both a junior and senior . . . Rushed for 1,150 yards from his fullback spot during his senior season . . . Was a three-time all-conference performer in baseball . . . Has participated in an event to benefit the Cystic Fibrosis Foundation . . . Enjoys playing golf . . . Lists "Armageddon" as his favorite movie, and Garth Brooks as his favorite recording artist . . . Full name is Frank Eugene Leatherwood, born August 15, 1977, Clyde, N.C.

G-DERRICK LeVAKE (6-5, 305, 5/31/72, Wisconsin-Whitewater): Signed with the Dolphins as a free agent on July 15, 1999 . . . Played with the Amsterdam Admirals of the NFL Europe League in the spring of '99 . . . Went to camp with Cincinnati as an undrafted rookie free agent in 1998 . . . Was waived by the Bengals prior to the regular season . . . Was a four-year starter (1994-97) at Wisconsin-Whitewater . . . Was a Division III All-America selection as a senior . . . Team posted a record of 32-8 in his four seasons and captured two conference championships . . . Majored in management and was an Honor Roll student . . . Completed his military service with the Army Rangers prior to enrolling in college . . . Attended Central High School in West Allis, Wis. . . . Born May 31, 1972.

T-O'LESTER POPE (6-5, 340, 8/24/75, Southern Mississippi): Signed with the Dolphins as an undrafted rookie free agent on April 23, 1999 . . . Started 32 of the 44 games in which he played during his collegiate career . . . Opened all 11 contests at tackle as a senior in 1998 . . . After beginning his junior year as a reserve, started the final four contests . . . Opened all 11 matchups as a sophomore . . . Started six games as a freshman in 1995 . . . Redshirted in 1994 . . . Holds B.S. in sports administration . . . Single, resides in Utica, Miss. . . . Prepped at Utica (Miss.) High School, where he was an all-district selection and second-team all-state choice as a senior . . . Was a three-year starter in high school . . . Was a three-time champion in the shot put and led his team to four consecutive track and field titles . . . Lists "Cops" as his favorite television show, "A Time to Kill" as his favorite book, and R.Kelly as his favorite recording artist . . . Full name is O'Lester Pope, born August 24, 1975, in Jackson, Miss.

T-THOMAS RAYAM (6-7, 330, 1/3/68, Alabama): Signed a one-year contract with the Dolphins as a free agent on March 23, 1999 . . . Spent each of the last four seasons in the Canadian Football League, including 1995 with Birmingham and 1996-98 with Edmonton . . . Was originally a tenth-round draft choice (270th overall) of Washington in 1990 . . . Was waived by the Redskins in training camp of his rookie season . . . Spent all of 1991 on Washington's practice squad . . . Was claimed off waivers by Cincinnati from Washington prior to the 1992 season . . . Played in ten games with five starts for the Bengals in 1992, and appeared in ten contests with eight starts in 1993 . . . Was released by Cincinnati prior to training camp in 1994 . . . Did not play football in 1994 before joining the CFL the following year . . . Was a three-year letterman as a defensive end at the University of Alabama . . . Was a starter in his senior season of 1989 when he amassed a career-high 47 tackles . . . In '89, blocked a field goal attempt on the final play of the game to preserve the Crimson Tide's 17-16 victory over Penn State . . . Majored in social work . . . Prepped at Jones High School in Orlando, Fla. . . . Born on January 3, 1968 in Orlando, Fla.

FB-JAMIE READER (5-11, 238, 5/4/74, Akron): Was claimed off waivers by the Dolphins from Arizona on July 24, 1998 . . . Was waived by Miami on August 30 before being signed to the team's practice squad on August 31, where he spent the entire 1998 season . . . Was allocated to the Scottish Claymores of NFL Europe this past spring . . . Started all ten games and rushed for 43 yards on 27 attempts and caught 16 passes for 187 yards . . . Finished his career at Akron with 761 yards rushing and six touchdowns on 207 attempts . . . Also caught 45 passes for 316 yards and a pair of scores . . . Was the recipient of the team's Outstanding Senior Award for 1997 when he rushed for 334 yards and three touchdowns on 71 carries . . . Majored in physical education . . . Lettered four times in football and three times in basketball at Monessen (Pa.) High School . . . Led the district in scoring with 108 points while rushing for 1,308 yards during his senior year of high school . . . Born May 4, 1974, in Washington, D.C.

DT-WALTER SCOTT (6-3, 273, 5/18/73, East Carolina): Signed with the Dolphins as a free agent on July 14, 1999 . . . Played with the Rhein Fire of the NFL Europe League each of the last two years . . . Originally went to camp with Green Bay as an undrafted rookie free agent in 1996 . . . Was traded to New England on August 25, 1996, along with TE Mike Bartrum in exchange for past considerations . . . Was on the Patriots' 53-man roster for nine games before being waived on November 5 . . . Appeared in one contest . . . Was signed to the team's practice squad on November 8, where he spent the remainder of the season . . . Signed with the Packers as a free agent on January 30, 1997 . . . Was waived on August 25 . . . Was a four-year letterman and three-year starter at East Carolina . . . Totaled 85 tackles, 5.5 sacks, and seven stops for loss during his career . . . Earned degree in history . . . Was an all-area and honorable mention all-state

choice at Strom Thurmond High School in Johnston, S.C. . . . Also lettered two years in basketball . . . Full name is Walter Bernard Scott, born May 18, 1973, in Augusta, Ga.

DT-ANTOINE SIMPSON (6-2, 310, 12/7/76, Houston): Signed a two-year contract with the Dolphins on February 3, 1999 . . . Originally signed as an undrafted free agent with the club on April 23, 1998 . . . Was waived on August 25 . . . Was signed to the practice squad on September 1 before being released on September 8 . . . Played his final two college seasons at Houston after transferring from Fort Scott (Kansas) Community College . . . In two years with the Cougars, recorded 36 tackles, five stops for loss, three sacks and a forced fumble . . . Majored in sociology . . . Single . . . Has a son, Dedrick . . . Was the Houston Touchdown Club Defensive Player of the Year as a senior at LaPorte (Texas) High School . . . Lists "Titanic" as favorite movie and "Martin" as favorite television show . . . Full name is Antoine Lagree Simpson, born December 7, 1976, in Gary, Ind.

WR-DERRICK STEAGALL (6-0, 207, 1/21/74, Georgia Tech): Signed with the Dolphins as a rookie free agent on April 23, 1998 . . . Sustained significant ligament damage to his left knee during a Quarterback School practice on July 9, prior to the start of training camp . . . Underwent successful surgery to repair the damage on July 16, 1998 . . . The surgery was performed by team physician Dr. John Uribe at HealthSouth Doctor's Hospital in Coral Gables . . . Was placed on Injured Reserve on July 23 and spent the entire season there . . . Lettered four years at Georgia Tech . . . Finished his career with 99 receptions for 1,639 yards and nine touchdowns . . . Also rushed for 133 yards on 19 attempts, returned 28 kickoffs for 24.5-yard average with a long of 50, fielded four punts for a 7.0-yard average and completed 1 of 2 passes for 30 yards . . . Played in all 11 games with three starts in 1997 . . . Caught a career-high 32 passes for 625 yards and three touchdowns . . . Returned to action in 1997 after being redshirted in 1996 with a torn anterior cruciate ligament in his right knee sustained during preseason drills . . . Underwent reconstructive surgery following the injury . . . Was recruited to Georgia Tech by Dolphins defensive nickel package coach Bill Lewis, then the head coach with the Yellow Jackets . . . Majored in management . . . Single . . . Played quarterback at Newnan (Ga.) High School . . . Was a Parade and Super Prep All-America selection his senior year, as well as the Gatorade High School Player of the Year in Georgia . . . Led the team to the Class AAA semifinals . . . As an option quarterback, completed 42 of 80 passes for 800 yards and 11 touchdowns in his senior season . . . Lettered four times in football, basketball and track, while adding three letters in baseball . . . Won the 200-meter dash title (21.07) and finished second in the 100 meters (10.46) at the 1993 National Scholastic Track & Field Championships . . . Lists "The Color Purple" as favorite movie, "South Park" as favorite television show, "Money, Power, Respect" as favorite book and Notorious B.I.G. as favorite recording artist . . . Full name is Derrick Lamond Steagall, born January 21, 1974, in Newnan, Ga.

LB-DERIK STEVENSON (6-4, 235, 3/31/74, Brigham Young): Signed with the Dolphins as an undrafted rookie free agent on April 23, 1999 . . . Played in 39 games during his collegiate career . . . Amassed 87 tackles and 12 stops for loss . . . Tallied a career-high 50 tackles, including ten for loss, as a senior in 1998 . . . Redshirted in 1992, and served an LDS Church mission in England prior to re-joining the team for the 1996 season . . . Majored in business management/finance . . . Married to Jami (5/31/97) . . . Lettered in football, basketball, track and soccer at Diamond Bar (Calif.) High School . . . Was a first-team all-league pick and the league Defensive MVP as a senior . . . Was on the same high school basketball team as Keith Van Horn, who currently plays with the New Jersey Nets of the NBA . . . Enjoys playing golf and working with computers . . . Was working toward graduation and an internship with Solomon Barney during the off-season . . . Lists "Tron" as favorite movie, "SportsCenter" as favorite television show, "The Millionaire Next Door" as favorite book and Tom Petty and the Heartbreakers as favorite musical group . . . Full name is Derik David Stevenson, born March 31, 1974, in Laguna Beach, Calif.

S-MARCUS WIMBERLY (5-11, 210, 7/8/74, Miami, Fla.): Signed a two-year contract with the Dolphins on February 3, 1999 . . . Originally was the fifth-round draft choice (133rd overall) of Atlanta in 1997 . . . Appeared in six games during his rookie season, primarily on special teams . . . Was waived by the Falcons on August 25, 1998 . . . Was a four-year letterman at the University of Miami (Fla.) where he played wide receiver his first two years before being moved to safety . . . As a senior in 1996, recorded 71 tackles, an interception, four passes defended and a forced fumble . . . Graduated with a degree in systems analysis from the business school at Miami . . . Played running back, wide receiver and defensive back at East High School in Memphis, Tenn . . . Was a first-team all-conference choice and an honorable mention all-state pick . . . Full name is Marcus Juanald Wimberly, born July 8, 1974, in Memphis, Tenn.

K-MARSHALL YOUNG (5-10, 195, 3/13/74, Texas-El Paso): Signed with the Dolphins as a free agent on May 11, 1999 . . . Had attended the club's minicamp from April 23-25 on a tryout basis . . . Went to camp with Dallas as an undrafted rookie free agent in 1997 . . . Was waived prior to the regular season . . . Converted 96 of 99 PATs and 35 of 50 field goals during his

collegiate career, totaling 201 points . . . Also handled the punting duties . . . Punted 66 times for a 39.9-yard average as a junior in 1995 . . . Put together a 39.0 yard average on 41 punts his sophomore season, when he also connected on 11 of 13 field goal attempts and amassed a career-best 56 points . . . Hit 14 punts for a 36.5-yard average in his freshman campaign, when he also hit on eight of nine field goals . . . Attended McCullough High School in The Woodlands, Texas . . . Earned all-state honors in both football and soccer . . . Was a two-time academic All-America . . . Was a high school teammate of Dolphins linebacker Larry Izzo . . . Born March 13, 1974.

HOW MIAMI WAS BUILT

YEAR	DRAFT (24)	FREE AGENTS/ WAIVERS (26)	TRADES (4)
1983	QB Dan Marino (1)		
1990	T Richmond Webb (1)		
1992	LB Dwight Hollier (4)	RB Bernie Parmalee (FA)	
1993	WR O.J. McDuffie (1)		
1994	DT Tim Bowens (1)		
	C Tim Ruddy (2b)		
1995		S Calvin Jackson (FA)	DE Trace Armstrong (T-Chicago) CB Terrell Buckley (T-Green Bay)
1996	DT Daryl Gardener (1)	C/G John Bock (FA)	T James Brown (T-N.Y. Jets)
	RB Karim Abdul-Jabbar (3b)	LB O.J. Brigance (FA)	TE Troy Drayton (T-St. Louis)
	FB Stanley Pritchett (4b)	QB Craig Erickson (FA)	
	DT Shane Burton (5b)	LB Anthony Harris (FA)	
	LB Zach Thomas (5c)	LB Larry Izzo (FA)	
	S Shawn Wooden (6)	WR Lamar Thomas (FA)	
		CB Jerry Wilson (FA)	
1997	WR Yatil Green (1)	QB Damon Huard (FA)	
	CB Sam Madison (2)	K Olindo Mare (FA)	
	DE Jason Taylor (3a)	T Mike Sheldon (FA)	
	LB Derrick Rodgers (3b)	S Brian Walker (FA)	
	G Brent Smith (3d)		
	DT Barron Tanner (5a)		
	TE Ed Perry (6d)		
1998	RB John Avery (1)	FB Kantroy Barber (FA)	
	CB Patrick Surtain (2a)	G Mark Dixon (FA)	
	DE Kenny Mixon (2b)	G Kevin Donnalley (UFA-Tennessee)	
	WR Larry Shannon (3b)	WR Todd Doxzon (FA)	
	DE Lorenzo Bromell (4)	WR Oronde Gadsden (FA)	
		QB Dan Gonzalez (FA)	
		CB Ray Hill (FA) (Wai-Buffalo)	
		WR Nate Jacquet (FA)	
		LB Robert Jones (FA)	
		S Brock Marion (UFA-Dallas)	
		CB Emmanuel McDaniel (FA)	
		WR Derrick Steagall (FA)	
		T Barry Stokes (FA)	

1999 NUMERICAL ROSTER

2	Young, Marshall.....	K	54	Thomas, Zach.....	LB
6	Bartholomew, Brent.....	P	55	Jones, Bryan.....	LB
7	Erickson, Craig.....	QB	56	Edwards, Dixon.....	LB
8	Gallery, Nick.....	P	57	Brigance, O.J.....	LB
9	Steagall, Derrick.....	WR	58	Burroughs, Sammie.....	LB
10	Mare, Olindo.....	K	59	Rodgers, Derrick.....	LB
11	Huard, Damon.....	QB	60	Bock, John.....	C/G
13	Marino, Dan.....	QB	61	Ruddy, Tim.....	C
14	Gonzalez, Dan.....	QB	62	Ruegamer, Grey.....	C
16	Baker, Robert.....	WR	63	Dixon, Mark.....	G
17	Doxzon, Todd.....	WR	64	Pope, O'Lester.....	G
19	Shannon, Larry.....	WR	65	Donnalley, Kevin.....	G
20	Avery, John.....	RB	66	Gogan, Kevin.....	G
21	Stewart, Rayna.....	S	67	Stokes, Barry.....	T
22	Wooden, Shawn.....	S	68	Sheldon, Mike.....	T
23	Surtain, Patrick.....	CB	69	Glasgow, Justin.....	G
24	Wilson, Jerry.....	CB	70	Rayam, Thomas.....	T
25	Jeffries, Greg.....	CB	71	Wong, Joe.....	T
26	McDaniel, Emmanuel.....	CB	72	Tanner, Barron.....	DT
27	Buckley, Terrell.....	CB	73	Darden, Travis.....	DT
28	Hill, Ray.....	CB	74	Smith, Brent.....	G
29	Madison, Sam.....	CB	75	Burton, Shane.....	DT
30	Parmalee, Bernie.....	RB	76	Brown, James.....	T
31	Marion, Brock.....	S	77	LeVake, Derrick.....	G
32	Johnson, J.J.....	RB	78	Webb, Richmond.....	T
33	Abdul-Jabbar, Karim.....	RB	79	Mixon, Kenny.....	DE
34	Collins, Cecil.....	RB	80	Martin, Tony.....	WR
35	Johnson, Juan.....	RB	81	McDuffie, O.J.....	WR
36	Pritchett, Stanley.....	FB	82	Green, Willie.....	WR
37	Wimberly, Marcus.....	S	83	Goodwin, Hunter.....	TE
38	Jackson, Calvin.....	S	84	Drayton, Troy.....	TE
40	Potts, Roosevelt.....	FB	85	Thomas, Lamar.....	WR
42	Wheatley, Tyrone.....	RB	86	Gadsden, Oronde.....	WR
43	Reader, Jamie.....	FB	87	Green, Yatil.....	WR
44	Konrad, Rob.....	FB	88	Jacquet, Nate.....	WR
45	Walker, Brian.....	S	89	Perry, Ed.....	TE
46	Leatherwood, Frank.....	TE	91	Bromell, Lorenzo.....	DE
47	Stevenson, Derik.....	LB	92	Gardener, Daryl.....	DT
48	Barber, Kantroy.....	FB	93	Armstrong, Trace.....	DE
49	Brady, Rickey.....	TE	94	Scott, Walter.....	DT
50	Hollier, Dwight.....	LB	95	Bowens, Tim.....	DT
51	Harris, Anthony.....	LB	96	Owens, Rich.....	DE
52	Jones, Robert.....	LB	98	Simpson, Antoine.....	DT
53	Izzo, Larry.....	LB	99	Taylor, Jason.....	DE

MIAMI DOLPHINS 1999

NO.	NAME	POS.	HT.	WT.	BIRTH-DATE	NFL EXP.
33	Abdul-Jabbar, Karim	RB	5-11	205	6/28/74	4
93	Armstrong, Trace	DE	6-4	270	10/5/65	11
20	Avery, John	RB	5-9	190	1/11/76	2
48	Barber, Kantroy	FB	6-1	245	10/4/73	3
60	Bock, John	C/G	6-3	295	2/11/71	5
95	Bowens, Tim	DT	6-4	315	2/7/73	6
57	Brigance, O.J.	LB	6-0	236	9/29/69	4
91	Bromell, Lorenzo	DE	6-6	270	9/23/75	2
76	Brown, James	T	6-6	325	11/30/70	7
27	Buckley, Terrell	CB	5-10	180	6/7/71	8
58	Burroughs, Sammie	LB	6-0	230	6/21/73	4
75	Burton, Shane	DT	6-6	305	1/18/74	4
63	Dixon, Mark	G	6-4	300	11/26/70	2
65	Donnalley, Kevin	G	6-5	310	6/10/68	9
17	Doxzon, Todd	WR	6-0	190	3/28/75	2
84	Drayton, Troy	TE	6-3	265	6/29/70	7
56	Edwards, Dixon	LB	6-1	237	3/25/68	9
7	Erickson, Craig	QB	6-2	215	5/17/69	8
86	Gadsden, Oronde	WR	6-2	215	8/20/71	2
92	Gardener, Daryl	DT	6-6	315	2/25/73	4
66	Gogan, Kevin	G	6-7	325	11/2/64	13
83	Goodwin, Hunter	TE	6-5	270	10/10/72	4
82	Green, Willie	WR	6-4	190	4/2/66	10
87	Green, Yatil	WR	6-2	205	11/25/73	3
51	Harris, Anthony	LB	6-1	240	1/25/73	4
28	Hill, Ray	CB	6-0	195	8/7/75	2
50	Hollier, Dwight	LB	6-2	242	4/21/69	8
11	Huard, Damon	QB	6-3	215	7/9/73	3
53	Izzo, Larry	LB	5-10	228	9/26/74	4
38	Jackson, Calvin	S	5-9	195	10/28/72	5
88	Jacquet, Nate	WR	6-0	185	9/2/75	3
25	Jeffries, Greg	CB	5-9	195	10/16/71	7
52	Jones, Robert	LB	6-3	245	9/27/69	8
29	Madison, Sam	CB	5-11	185	4/23/74	3
10	Mare, Olindo	K	5-10	190	6/6/73	3
13	Marino, Dan	QB	6-4	228	9/15/61	17
31	Marion, Brock	S	5-11	205	6/11/70	7
80	Martin, Tony	WR	6-1	175	9/5/65	10
26	McDaniel, Emmanuel	CB	5-9	180	7/27/72	2
81	McDuffie, O.J.	WR	5-10	194	12/2/69	7
79	Mixon, Kenny	DE	6-4	282	5/31/75	2
96	Owens, Rich	DE	6-6	275	5/22/72	5
30	Parmalee, Bernie	RB	5-11	210	9/16/67	8
89	Perry, Ed	TE	6-4	265	9/1/74	3
40	Potts, Roosevelt	FB	6-0	252	1/8/71	6
36	Pritchett, Stanley	FB	6-1	240	12/12/73	4
70	Rayam, Thomas	T	6-7	330	1/3/68	3
59	Rodgers, Derrick	LB	6-1	230	10/14/71	3
61	Ruddy, Tim	C	6-3	300	4/27/72	6
94	Scott, Walter	DT	6-3	273	5/18/73	2
19	Shannon, Larry	WR	6-4	215	2/2/75	2
68	Sheldon, Mike	T	6-4	305	6/8/73	3
74	Smith, Brent	G	6-5	315	11/21/73	3
9	Steagall, Derrick	WR	6-0	207	1/21/74	2
21	Stewart, Rayna	S	5-10	200	6/18/73	4
67	Stokes, Barry	T	6-4	315	12/20/73	2
23	Surtain, Patrick	CB	5-11	190	6/19/76	2
72	Tanner, Barron	DT	6-3	310	9/14/73	3
99	Taylor, Jason	DE	6-6	260	9/1/74	3
85	Thomas, Lamar	WR	6-1	170	2/12/70	7
54	Thomas, Zach	LB	5-11	235	9/1/73	4
45	Walker, Brian	S	6-1	198	5/31/72	4
78	Webb, Richmond	T	6-6	315	1/11/67	10
42	Wheatley, Tyrone	RB	6-0	225	1/19/72	5
24	Wilson, Jerry	CB	5-10	187	7/1/73	5
37	Wimberly, Marcus	S	5-11	210	7/8/74	2
22	Wooden, Shawn	S	5-11	205	10/23/73	4

VETERANS ROSTER

BIRTH-DATE	NFL EXP.	COLLEGE	HOMETOWN	HOW ACQUIRED
6/28/74	4	UCLA '97	Los Angeles, CA	D3b-'96
10/5/65	11	Florida '89	Birmingham, AL	T (Chi.)-'95
1/11/76	2	Mississippi '98	Asheville, NC	D1-'98
10/4/73	3	West Virginia '96	Miami, FL	FA-'98
2/11/71	5	Indiana State '94	Crystal Lake, IL	FA-'96
2/7/73	6	Mississippi '95	Okolona, MS	D1-'94
9/29/69	4	Rice '91	Sugarland, TX	FA-'96
9/23/75	2	Clemson '98	Georgetown, SC	D4-'98
11/30/70	7	Virginia State '92	Philadelphia, PA	T (NYJ.)-'96
6/7/71	8	Florida State '92	Pascaoula, MS	T (GB)-'95
6/21/73	4	Portland State '96	Pomona, CA	FA-'99
1/18/74	4	Tennessee '96	Catawba, NC	D5b-'96
11/26/70	2	Virginia '94	Jamestown, NC	FA-'98
6/10/68	9	North Carolina '91	Raleigh, NC	UFA (Tenn.)-'98
3/28/75	2	Iowa State '97	Sioux City, IA	FA-'98
6/29/70	7	Penn State '93	Steelton, PA	T (SIL)-'96
3/25/68	9	Michigan State '91	Cincinnati, OH	FA-'99
5/17/69	8	Miami (Fla.) '92	West Palm Beach, FL	FA-'96
8/20/71	2	Winston-Salem '95	Charleston, SC	FA-'98
2/25/73	4	Baylor '96	Lawton, OK	D1-'96
11/2/64	13	Washington '87	San Francisco, CA	T (S.F.)-'99
10/10/72	4	Texas A&M '96	Bellville, TX	RFA (Minn.)-'99
4/2/66	10	Mississippi '90	Athens, GA	FA-'99
11/25/73	3	Miami (Fla.) '98	Lake City, FL	D1-'97
1/25/73	4	Auburn '96	Fort Pierce, FL	FA-'96
8/7/75	2	Michigan State '98	Detroit, MI	W (Buff.)-'98
4/21/69	8	North Carolina '92	Hampton, VA	D4-'92
7/9/73	3	Washington '96	Puyallup, WA	FA-'97
9/26/74	4	Rice '96	Houston, TX	FA-'96
10/28/72	5	Auburn '96	Fort Lauderdale, FL	FA-'94
9/2/75	3	San Diego State '97	Duarte, CA	W (Ind.)-'98
10/16/71	7	Virginia '93	High Point, NC	UFA (Det.)-'99
9/27/69	8	East Carolina '92	Blackstone, VA	FA-'98
4/23/74	3	Louisville '97	Monticello, FL	D2-'97
6/6/73	3	Syracuse '96	Cooper City, FL	FA-'97
9/15/61	17	Pittsburgh '83	Pittsburgh, PA	D1-'83
6/11/70	7	Nevada '93	Bakersfield, CA	UFA (Dall.)-'98
9/5/65	10	Mesa '89	Miami, Fla.	FA-'99
7/27/72	2	East Carolina '96	Griffin, GA	FA-'98
12/2/69	7	Penn State '93	Gates Mills, OH	D1-'93
5/31/75	2	Louisiana State '98	Pineville, LA	D2b-'98
5/22/72	5	Lehigh '95	Philadelphia, PA	UFA (Wash.)-'99
9/16/67	8	Ball State '92	Jersey City, NJ	FA-'92
9/1/74	3	James Madison '97	Richmond, VA	D6d-'97
1/8/71	6	N.E. Louisiana '93	Rayville, LA	UFA (Balt.)-'99
12/12/73	4	South Carolina '96	College Park, GA	D4b-'96
1/3/68	3	Alabama '90	Orlando, FL	FA-'99
10/14/71	3	Arizona State '98	New Orleans, LA	D3b-'97
4/27/72	6	Notre Dame '94	Dunmore, PA	D2b-'94
5/18/73	2	East Carolina '96	Johnston, SC	FA-'99
2/2/75	2	East Carolina '98	Starke, FL	D3b-'98
6/8/73	3	Grand Valley State '95	Villa Park, IL	FA-'96
11/21/73	3	Mississippi State '97	Pontotoc, MS	D3d-'97
1/21/74	2	Georgia Tech '98	Newnan, GA	FA-'98
6/18/73	4	Northern Arizona '96	Chatsworth, CA	FA-'98
12/20/73	2	Eastern Michigan '96	Flint, MI	FA-'98
6/19/76	2	Southern Mississippi '98	New Orleans, LA	D2a-'98
9/14/73	3	Oklahoma '97	Athens, TX	D5a-'97
9/1/74	3	Akron '97	Woodland Hills, PA	D3a-'97
2/12/70	7	Miami (Fla.) '93	Gainesville, FL	FA-'96
9/1/73	4	Texas Tech '96	Pampa, TX	D5c-'96
5/31/72	4	Washington State '96	Colorado Springs, CO	FA-'97
1/11/67	10	Texas A&M '90	Dallas, TX	D1-'90
1/19/72	5	Michigan '95	Inkster, MI	T (NYG.)-'99
7/1/73	5	Southern '95	Lake Charles, LA	FA-'96
7/8/74	2	Miami (Fla.) '97	Memphis, TN	FA-'99
10/23/73	4	Notre Dame '96	Abington, PA	D6-'96

MIAMI DOLPHINS 1999 ROOKIE

NO.	NAME	POS.	HT.	WT.	BIRTH-DATE	NFL EXP.
16	Baker, Robert	WR	5-11	202	5/14/76	R
6	Bartholomew, Brent	P	6-2	220	10/22/76	R
49	Brady, Rickey	TE	6-4	265	11/19/70	1
34	Collins, Cecil	RB	5-10	207	11/19/76	R
73	Darden, Travis	DT	6-1	294	9/3/76	R
8	Gallery, Nick	P	6-4	242	2/15/75	1
69	Glasgow, Justin	G	6-5	315	5/17/77	R
14	Gonzalez, Dan	QB	6-3	214	9/20/74	1
32	Johnson, J.J.	RB	6-1	230	4/20/74	R
35	Johnson, Juan	RB	6-1	220	1/28/76	1
55	Jones, Bryan	LB	6-4	220	12/21/75	R
44	Konrad, Rob	FB	6-3	255	11/12/76	R
46	Leatherwood, Frank	TE	6-2	260	8/15/77	R
77	LeVake, Derrick	G	6-5	305	5/31/72	1
64	Pope, O'Lester	G	6-5	340	8/24/75	R
43	Reader, Jamie	FB	5-11	238	5/4/74	1
62	Ruegamer, Grey	C	6-5	310	6/1/76	R
98	Simpson, Antoine	DT	6-2	310	12/7/76	1
47	Stevenson, Derik	LB	6-4	235	3/31/74	R
71	Wong, Joe	T	6-6	315	2/24/76	R
2	Young, Marshall	K	5-10	195	3/13/74	1

AND FIRST-YEAR ROSTER

BIRTH-DATE	NFL EXP.	COLLEGE	HOMETOWN	HOW ACQUIRED
5/14/76	R	Auburn '99	Gainesville, FL	FA-'99
10/22/76	R	Ohio State '99	Apopka, FL	D6, '99
11/19/70	1	Oklahoma '94	Putnam City, OK	FA, '99
11/19/76	R	McNeese State '00	Leesville, LA	D5a, '99
9/3/76	R	East Carolina '99	Kelford, NC	FA, '99
2/15/75	1	Iowa '97	Winthrop, IA	FA, '99
5/17/77	R	Kansas '99	Topeka, KS	FA, '99
9/20/74	1	East Carolina '98	Neptune, NJ	FA, '98
4/20/74	R	Mississippi State '99	Mobile, AL	D2a, '99
1/28/76	1	Utah '98	Hunter, UT	FA, '99
12/21/75	R	Oregon State '99	San Luis Obispo, CA	D5b, '99
11/12/76	R	Syracuse, '99	Andover, MA	D2b, '99
8/15/77	R	Appalachian State '99	Clyde, NC	FA, '99
5/31/72	1	Wisconsin-Whitewater	West Allis, WS	FA, '99
8/24/75	R	Southern Mississippi '99	Utica, MS	FA, '99
5/4/74	1	Akron '98	Monessen, PA	FA, '99
6/1/76	R	Arizona State '99	Las Vegas, NV	D3, '99
12/7/76	1	Houston '98	LaPorte, TX	FA, '99
3/31/74	R	Brigham Young '99	Diamond Bar, CA	FA, '99
2/24/76	R	Brigham Young '99	Honolulu, HI	D7b, '99
3/13/74	1	Texas-El Paso '97	The Woodlands, TX	FA, '99

POSITIONAL ROSTER

QUARTERBACKS (6)

7	Erickson, Craig	QB
14	Gonzalez, Dan	QB
11	Huard, Damon	QB
13	Marino, Dan	QB

RUNNING BACKS (12)

33	Abdul-Jabbar, Karim	RB
20	Avery, John	RB
48	Barber, Kantroy	FB
34	Collins, Cecil	RB
32	Johnson, J.J.	RB
35	Johnson, Juan	RB
44	Konrad, Rob	FB
30	Parmalee, Bernie	RB
40	Potts, Roosevelt	FB
36	Pritchett, Stanley	FB
43	Reader, Jamie	FB
42	Wheatley, Tyrone	RB

WIDE RECEIVERS (11)

16	Baker, Robert	WR
17	Doxzon, Todd	WR
86	Gadsden, Oronde	WR
82	Green, Willie	WR
87	Green, Yatil	WR
88	Jacquet, Nate	WR
80	Martin, Tony	WR
81	McDuffie, O.J.	WR
19	Shannon, Larry	WR
9	Steagall, Derrick	WR
85	Thomas, Lamar	WR

TIGHT ENDS (5)

49	Brady, Rickey	TE
84	Drayton, Troy	TE
83	Goodwin, Hunter	TE
46	Leatherwood, Frank	TE
89	Perry, Ed	TE

OFFENSIVE LINEMEN (16)

60	Bock, John	C/G
76	Brown, James	T
63	Dixon, Mark	T
65	Donnalley, Kevin	G
69	Glasgow, Justin	G
66	Gogan, Kevin	G
77	LeVake, Derrick	G
64	Pope, O'Lester	G
70	Rayam, Thomas	T
61	Ruddy, Tim	C
62	Ruegamer, Grey	C
68	Sheldon, Mike	T
74	Smith, Brent	G
67	Stokes, Barry	T
78	Webb, Richmond	T
71	Wong, Joe	T

KICKERS (2)

10	Mare, Olindo	K
2	Young, Marshall	K

DEFENSIVE LINEMEN (12)

93	Armstrong, Trace	DE
95	Bowens, Tim	DT
91	Bromell, Lorenzo	DE
75	Burton, Shane	DT
73	Darden, Travis	DT
92	Gardener, Daryl	DT
79	Mixon, Kenny	DE
96	Owens, Rich	DE
94	Scott, Walter	DT
98	Simpson, Antoine	DT
72	Tanner, Barron	DT
99	Taylor, Jason	DE

LINEBACKERS (11)

57	Brigance, O.J.	LB
58	Burroughs, Sammie	LB
56	Edwards, Dixon	LB
51	Harris, Anthony	LB
50	Hollier, Dwight	LB
53	Izzo, Larry	LB
55	Jones, Bryan	LB
52	Jones, Robert	LB
59	Rodgers, Derrick	LB
47	Stevenson, Derik	LB
54	Thomas, Zach	LB

DEFENSIVE BACKS (13)

27	Buckley, Terrell	CB
28	Hill, Ray	CB
38	Jackson, Calvin	S
25	Jeffries, Greg	CB
29	Madison, Sam	CB
31	Marion, Brock	S
26	McDaniel, Emmanuel	CB
21	Stewart, Rayna	CB
23	Surtain, Patrick	CB
45	Walker, Brian	S
24	Wilson, Jerry	CB
37	Wimberly, Marcus	S
22	Wooden, Shawn	S

PUNTERS (2)

6	Bartholomew, Brent	P
8	Gallery, Nick	P

1998 DOLPHINS STATISTICS

REGULAR SEASON RESULTS (10-6)

DATE	OPPONENT	SCORE	W/L	ATTENDANCE
Sept. 6	at Indianapolis	24-15	W	60,587
Sept. 13	BUFFALO	13-7	W	73,097
Sept. 20	PITTSBURGH	21-0	W	73,948
Oct. 4	at N.Y. Jets	9-20	L	75,257
Oct. 12	at Jacksonville	21-28	L	74,051
Oct. 18	ST. LOUIS	14-0	W	65,418
Oct. 25	NEW ENGLAND	12-9 (OT)	W	73,973
Nov. 1	at Buffalo	24-30	L	79,011
Nov. 8	INDIANAPOLIS	27-14	W	73,400
Nov. 15	at Carolina	13-9	W	67,887
Nov. 23	at New England	23-26	L	58,729
Nov. 29	NEW ORLEANS	30-10	W	73,216
Dec. 6	at Oakland	27-17	W	61,254
Dec. 13	N.Y. JETS	16-21	L	74,369
Dec. 21	DENVER	31-21	W	74,363
Dec. 27	at Atlanta	16-38	L	69,754

TEAM STATISTICS

	DOLPHINS	OPPONENTS
TOTAL FIRST DOWNS.....	269	257
By Rushing	73	75
By Passing	176	148
By Penalty	20	34
Third Down: Made/Att.	81/226	70/213
Third Down Efficiency	35.8	32.9
Fourth Down: Made/Att.	6/12	6/11
Fourth Down Efficiency	50.0	54.5
POSSESSION AVERAGE	32:10	27:50
TOTAL NET YARDS	4930	4435
Average Per Game	308.1	277.2
Total Plays.....	1028	944
Average Per Play	4.8	4.7
NET YARDS RUSHING	1535	1511
Average Per Game	95.9	94.4
Total Rushes	458	395
NET YARDS PASSING	3395	2924
Average Per Game	212.2	182.8
Tackled/Yards Lost	24/187	45/270
Gross Yards.....	3582	3194
Attempts/Completions.	546/316	504/252
Completion Percentage	57.9	50.0
Had Intercepted	16	29
PUNTS/AVERAGE.....	97/41.9	88/45.3
NET PUNTING AVERAGE	97/35.5	88/36.2
PENALTIES/YARDS	106/864	97/875
FUMBLES/BALL LOST	25/12	25/7
TOUCHDOWNS	37	28
By Rushing	10	6
By Passing	23	17
By Returns.....	4	5

Score By Quarters	1	2	3	4	OT	Total
DOLPHINS	54	115	61	88	3	321
OPPONENTS	51	70	44	100	0	265

RUSHING

	NO.	YDS.	AVG.	LG	TD
Abdul-Jabbar	270	960	3.6	45	6
Avery	143	503	3.5	44	2
Parmalee	8	20	2.5	10	0
Pritchett	6	19	3.2	11	1
Moore	4	12	3.0	4	0
McDuffie	3	11	3.7	5	0
Lusk	1	7	7.0	7	0
Doxzon	2	6	3.0	3	0
Marino	21	-3	-0.1	10	1
DOLPHINS.....	458	1535	3.4	45	10
OPPONENTS.....	395	1511	3.8	77t	6

PASSING

	ATT.	COMP.	YDS.	PCT.	TD	INT.	LG	SACK/ LOST	RATING
Marino	537	310	3497	57.7	23	15	61t	23/178	80.0
Huard.....	9	6	85	66.7	0	1	24	1/9	57.4
DOLPHINS	546	316	3582	57.9	23	16	61t	24/187	79.5
OPPONENTS	504	252	3194	50.0	17	29	62t	45/270	57.4

RECEIVING

	NO.	YDS.	AVG.	LG	TD
McDuffie	90	1050	11.7	61t	7
Gadsden	48	713	14.9	50	7
L. Thomas	43	603	14.0	56t	5
Drayton	30	334	11.1	35	3
Perry	25	255	10.2	46	0
Parmalee	21	221	10.5	23	0
Abdul-Jabbar	21	102	4.9	18	0
Pritchett	17	97	5.7	24	0
Avery	10	67	6.7	19t	1
Jacquet	8	122	15.3	29	0
Jordan	2	17	8.5	9	0
Moore	1	1	1.0	1	0
DOLPHINS.....	316	3582	11.3	61t	23
OPPONENTS.....	252	3194	12.7	62t	17

INTERCEPTIONS

	NO.	YDS.	AVG.	LG	TD
Buckley	8	157	19.6	61	1
Madison	8	114	14.3	35	0
Walker	4	12	3.0	7	0
Z. Thomas	3	21	7.0	17t	2
Jones	2	14	7.0	14t	1
Surtain	2	1	0.5	1	0
Wilson	1	0	0.0	0	0
Gardener	1	-1	-1.0	-1	0
DOLPHINS.....	29	318	11.0	61	4
OPPONENTS.....	16	365	22.8	87	2

PUNTING

	NO.	YDS.	AVG.	TB	IN 20	LG	BLK
Wilmsmeyer	93	3949	42.5	13	23	57	1
Mare	3	115	38.3	1	1	43	0
DOLPHINS.....	97	4064	41.9	14	24	57	1
OPPONENTS.....	88	3986	45.3	13	26	73	0

PUNT RETURNS

	RET.	FC	YDS.	AVG.	LG	TD
Buckley	29	3	354	12.2	35	0
McDuffie	12	8	141	11.8	39	0
Jordan	5	4	47	9.4	24	0
DOLPHINS.....	46	15	542	11.8	39	0
OPPONENTS.....	43	17	339	7.9	40	0

KICKOFF RETURNS

	NO.	YDS.	AVG.	LG	TD
Avery	43	1085	25.2	55	0
Marion	6	109	18.2	28	0
Jacquet	4	103	25.8	37	0
DOLPHINS.....	53	1297	24.5	55	0
OPPONENTS.....	56	1227	21.9	95t	1

FIELD GOALS

	1-19	20-29	30-39	40-49	50+	TOTALS
Mare	0/0	12/13	5/5	5/7	0/2	22/27
DOLPHINS.....	0/0	12/13	5/5	5/7	0/2	22/27
OPPONENTS.....	0/1	8/8	5/6	8/15	2/2	23/32

SCORING

	TDR	TDP	TDRt	PAT	FG	S	2-PT	TP
Mare	0	0	0	33/34	22/27	0	0	99
Gadsden	0	7	0	0	0	0	0	42
McDuffie	0	7	0	0	0	0	0	42
Abdul-Jabbar	6	0	0	0	0	0	0	36
L. Thomas	0	5	0	0	0	0	0	30
Avery	2	1	0	0	0	0	0	18
Drayton	0	3	0	0	0	0	0	18
Z. Thomas	0	0	2	0	0	0	0	12
Buckley	0	0	1	0	0	0	0	6
Jones	0	0	1	0	0	0	0	6
Marino	1	0	0	0	0	0	0	6
Pritchett	1	0	0	0	0	0	0	6
DOLPHINS.....	10	23	4	33/34	22/27	0	0/3	321
OPPONENTS.....	6	17	5	24/24	23/32	0	2/4	265


TWO-POINT CONVERSIONS

DOLPHINS 0-3, OPPONENTS 2-4

SACKS

Armstrong 10.5, Taylor 9.0, Bromell 8.0, Jones 5.0, Rodgers 2.5, Burton 2.0, Mixon 2.0, Z. Thomas 2.0, Gardener 1.0, Jackson 1.0, Madison 1.0, TEAM 1.0.

DOLPHINS 45.0, OPPONENTS 24.0



DOLPHIN FACT

Miami was 10-4 in games in which the team had an interception in 1998. The Dolphins own a 142-54-1 (.723) record since 1980 in regular season games which they have at least one interception.

1998 DEFENSIVE STATISTICS

PLAYER	TOTAL TACK.	SOLO	ASST.	SACKS/ YARDS	INT/ YARDS	FUM. REC.	FUM. FOR.	PASS DEF.
Z. Thomas	160	124	36	2/16	3/21		2	10
Marion	112	89	23			1	2	2
Jones	100	73	27	5/22	2/14			5
Madison	59	43	16	1/6	8/114			23
Jackson	56	40	16	1/10				2
Rodgers	56	43	13	2.5/17				1
Buckley	54	45	9		8/157	1	2	20
Gardener	53	37	16	1/9	1/1			3
Taylor	52	37	15	9/37			4	9
Mixon	51	30	21	2/13				
Bowens	44	29	15					1
Bromell	34	20	14	8/62		1	1	
Armstrong	31	22	9	10.5/63		1	1	
Surtain	29	25	4		2/1			11
Burton	23	15	8	2/15		1	1	6
Tanner	17	7	10					
Walker	16	11	5		4/12			6
Wilson	16	11	5		1/0			2
Wooden	12	10	2				1	1
Stubbs	3	1	2					1
Hollier	1	1	0					

NOTE: special teams and miscellaneous tackles not included above.

MISCELLANEOUS TACKLES: Gadsden (2): 1 vs. New England (10/25), 1 at Atlanta (12/27); McDuffie (2): 1 at N.Y. Jets (10/4), 1 vs. New England (10/25); L. Thomas (2): 1 at New England (11/23), 1 vs. N.Y. Jets (12/13); Avery (1): 1 vs. Indianapolis (11/8); Bock (1): 1 vs. Denver (12/21); Dixon (1): 1 at Carolina (11/15); Donnalley (1): 1 at Jacksonville (10/12); Drayton (1): vs. St. Louis (10/18); Parmalee (1): 1 vs. New England (10/25); Perry (1): 1 at N.Y. Jets (10/4); Pritchett (1): 1 vs. Pittsburgh (9/20).

MISCELLANEOUS FUMBLE RECOVERIES: Dixon (2): 1 vs. New England (10/25), 1 at Carolina (11/15); Marino (2): 1 at Indianapolis (9/6), 1 vs. N.Y. Jets (12/13); Abdul-Jabbar (1): 1 at N.Y. Jets (10/4); Avery (1): 1 at Carolina (11/15); Donnalley (1): 1 vs. New Orleans (11/29); Pritchett (1): 1 at Carolina (11/15).

DEFENSIVE TOUCHDOWNS: Z. Thomas (2): 17-yard interception return vs. Pittsburgh (9/20), 1-yard interception return at Oakland (12/6); Buckley (1): 21-yard interception return at Indianapolis (9/6); Jones (1): 14-yard interception return at Oakland (12/6).

SACKS:

Armstrong: 10.5 Sacks - at Ind, 9/6, 1-2 yds.; BUF, 9/13, 2-16 yds.; at Jax, 10/12, 1-7 yds.; STL, 10/18, 2-5 yds.; at Car, 11/15, 1-3 yds.; NO, 11/29, 1-9 yds.; at Oak, 12/6, 2.5-21 yds.
 Taylor: 9.0 Sacks - at Ind, 9/6, 1-8 yds.; BUF, 9/13, 2-8 yds.; at NY Jets, 10/4, 2-13 yds.; at Car, 11/15, 1-0 yds.; at Oak, 12/6, 2-8 yds.; DEN, 12/21, 1-0 yds.
 Bromell: 8.0 Sacks - BUF, 9/13, 2-21 yds.; PIT, 9/20, 1-4 yds.; STL, 10/18, 1-6 yds.; at NE, 11/23, 1-9 yds.; NO, 11/29, 2-16 yds.; DEN, 12/21, 1-6 yds.
 Jones: 5.0 Sacks - BUF, 9/13, 1-5 yds.; at Car, 11/15, 2-9 yds.; at Oak, 12/6, 2-8 yds.
 Rodgers: 2.5 Sacks - at Ind, 9/6, 1-9 yds.; STL, 10/18, 1-4 yds.; at Oak, 12/6, 0.5-4 yds.
 Burton: 2.0 Sacks - NE, 10/25, 1-6 yds.; at Buf, 11/1, 1-9 yds.
 Mixon: 2.0 Sacks - at Jax, 10/12, 1-7 yds.; NO, 11/29, 1-6 yds.
 Thomas, Z.: 2.0 Sacks - BUF, 9/13, 1-7 yds.; NO, 11/29, 1-9 yds.
 Gardener: 1.0 Sack, NE, 10/25, 1-9 yds.
 Jackson: 1.0 Sack - at Ind, 9/6, 1-10 yds.
 Madison: 1.0 Sack - at Oak, 12/6, 1-6 yds.
 Team: 1.0 Sack - NO, 11/29, 1-1 yd.

1998 SPECIAL TEAMS STATISTICS

PLAYER	TOTAL TACK.	SOLO	ASST.	FUM. REC.	FUM. FOR.	BLOCKED FG/PATs	BLOCKED PUNTS
Parmalee	30	20	10	1			
Brigance	26	14	12		1		
Walker	22	12	10		1		
Izzo	21	12	9				
Hollier	20	12	8	1			
Jacquet	17	13	4				
Wilson	16	10	6				
Rodgers	11	9	2				
Stewart	11	8	3				
Jones	10	9	1				
Surtain	8	5	3				
Perry	5	4	1				
Harris	4	2	2				
Mare	4	3	1				
Wainright	4	2	2				
Doxzon	3	3	0				
Wooden	2	2	0				
Pritchett	1	1	0				
Uwaezuoke	1	1	0				
Burton						3	
Mixon						1	

BLOCKED KICKS: Burton (3): 1 field goal at N.Y. Jets (10/4), 1 field goal vs. N.Y. Jets (12/13), 1 field goal vs. Denver (12/22); Mixon (1): 1 field goal vs. Pittsburgh (9/20).

SPECIAL TEAMS TOUCHDOWNS: None

1998 STATISTICAL BESTS

DOLPHINS INDIVIDUAL

YARDS RUSHING	127	Karim Abdul-Jabbar at Carolina, 11/15
RUSHING ATTEMPTS.....	33	Karim Abdul-Jabbar vs. Pittsburgh, 9/20
RUSHING TOUCHDOWNS	1	Karim Abdul-Jabbar, six times
	1	John Avery at Buffalo, 11/1
	1	John Avery vs. Indianapolis, 11/8
	1	Stanley Pritchett vs. New York Jets, 12/13
	1	Dan Marino at Atlanta, 12/27
YARDS PASSING (GROSS).....	355	Dan Marino vs. Denver, 12/21
PASS ATTEMPTS.....	57	Dan Marino vs. New York Jets, 12/13
PASS COMPLETIONS	30	Dan Marino at Jacksonville, 10/12
	30	Dan Marino vs. New York Jets, 12/13
COMPLETION PERCENTAGE.....	66.7	Dan Marino vs. Indianapolis, 11/8
	66.7	Dan Marino at Carolina, 11/15
	66.7	Dan Marino at Oakland, 12/6
TOUCHDOWN PASSES.....	4	Dan Marino vs. Denver, 12/21
PASSES HAD INTERCEPTED.....	3	Dan Marino vs. New England, 10/25
RECEPTIONS.....	11	O.J. McDuffie vs. New York Jets, 12/13
RECEIVING YARDS	153	Oronde Gadsden at Atlanta, 12/27
RECEIVING TOUCHDOWNS	3	O.J. McDuffie vs. New Orleans, 11/29
	3	Lamar Thomas vs. Denver, 12/21
TOTAL YARDS FROM SCRIMMAGE ...	153	Oronde Gadsden at Atlanta, 12/27
FIELD GOALS	4	Olindo Mare vs. New England, 10/25 (OT)

TACKLES	19	Zach Thomas at Buffalo, 11/1
INTERCEPTIONS	2	Terrell Buckley at Indianapolis, 9/6
	2	Sam Madison vs. Pittsburgh, 9/20
	2	Brian Walker at Carolina, 11/15
	2	Sam Madison at New England, 11/23
	2	Robert Jones at Oakland, 12/6
	2	Zach Thomas at Oakland, 12/6
SACKS	2.5	Trace Armstrong at Oakland, 12/6
LONGEST RUN FROM SCRIMMAGE	45	Karim Abdul-Jabbar at Oakland, 12/6
LONGEST PASS COMPLETION.....	61t	Dan Marino to O.J. McDuffie vs. Indianapolis, 11/8
LONGEST INTERCEPTION RETURN.....	61	Terrell Buckley vs. New York Jets, 12/13
LONGEST PUNT RETURN.....	39	O.J. McDuffie vs. New Orleans, 11/29
LONGEST KICKOFF RETURN	55	John Avery at Buffalo, 11/1
LONGEST PUNT.....	57	Klaus Wilmsmeyer at Oakland, 12/6
LONGEST FIELD GOAL	48	Olindo Mare vs. New England, 10/25
LONGEST FIELD GOAL ATTEMPT	54	Olindo Mare at Jacksonville, 10/12

OPPONENTS INDIVIDUAL

YARDS RUSHING	108	Curtis Martin at New York Jets, 10/4
RUSHING ATTEMPTS.....	36	Curtis Martin at New York Jets, 10/4
RUSHING TOUCHDOWNS	2	Fred Taylor at Jacksonville, 10/12
YARDS PASSING (GROSS).....	423	Drew Bledsoe at New England, 11/23
PASS ATTEMPTS.....	54	Drew Bledsoe at New England, 11/23
PASS COMPLETIONS	28	Drew Bledsoe at New England, 11/23
COMPLETION PERCENTAGE.....	66.7	Mark Brunell at Jacksonville, 10/12
	66.7	Wade Wilson at Oakland, 12/6
TOUCHDOWN PASSES.....	3	Doug Flutie at Buffalo, 11/1
PASSES HAD INTERCEPTED.....	6	Donald Hollas at Oakland, 12/6
RECEPTIONS.....	9	Ben Coates at New England, 11/23
	9	Tim Brown at Oakland, 12/6
RECEIVING YARDS	131	Shawn Jefferson at New England, 11/23
RECEIVING TOUCHDOWNS.....	2	Keenan McCardell at Jacksonville, 10/12
	2	Jay Riemersma at Buffalo, 11/1
	2	Tim Brown at Oakland, 12/6
	2	O.J. Santiago at Atlanta, 12/27
TOTAL YARDS FROM SCRIMMAGE ...	131	Shawn Jefferson at New England, 11/23
FIELD GOALS	4	Adam Vinatieri at New England, 11/23
TACKLES.....	11	John Holecek at Buffalo, 11/1
INTERCEPTIONS.....	2	Victor Green at New York Jets, 10/4
SACKS.....	1.5	Phil Hansen at Buffalo, 11/1
	1.5	Chad Cascadden vs. New York Jets, 12/13
LONGEST RUN FROM SCRIMMAGE	77t	Fred Taylor at Jacksonville, 10/12
LONGEST PASS COMPLETION.....	62t	Chris Chandler to O.J. Santiago at Atlanta, 12/27
LONGEST INTERCEPTION RETURN.....	87	Victor Green vs. New York Jets, 12/13
LONGEST PUNT RETURN.....	40	Eric Gulliford vs. New Orleans, 11/29
LONGEST KICKOFF RETURN	95t	Vaughn Hebron vs. Denver, 12/21
LONGEST PUNT.....	73	Josh Miller vs. Pittsburgh, 9/20
LONGEST FIELD GOAL	52	Jason Elam vs. Denver, 12/21
LONGEST FIELD GOAL ATTEMPT	52	Jason Elam vs. Denver, 12/21

DOLPHINS TEAM

	HIGHS	LOWS
TOTAL FIRST DOWNS	25 at Jacksonville, 10/12	9 at Oakland, 12/6
TOTAL NET YARDS	400 at Atlanta, 12/27	153 at N.Y. Jets, 10/4
TOTAL OFFENSIVE PLAYS	80 vs. N.Y. Jets, 12/13	52 at N.Y. Jets, 10/4
NET YARDS RUSHING	184 at Carolina, 11/15	33 at New England, 11/23
RUSHING ATTEMPTS	40 at Carolina, 11/15	15 at N.Y. Jets, 10/4
NET YARDS PASSING	362 at Atlanta, 12/27	104 vs. St. Louis, 10/18
PASS ATTEMPTS	57 vs. N.Y. Jets, 12/13	21 at Carolina, 11/15
PASS COMPLETIONS	30 at Jacksonville, 10/12	13 at Indianapolis, 9/6
	30 vs. N.Y. Jets, 12/13	
PASSES HAD INTERCEPTED ..	3 at N.Y. Jets, 10/4	0 Five times
	3 vs. New England, 10/25	

TIMES SACKED	5 vs. N.Y. Jets, 12/13	0 Six times
PENALTIES	11 at Jacksonville, 10/12	0 vs. Denver, 21/21
YARDS PENALIZED	89 at Jacksonville, 10/12	0 vs. Denver, 21/21
FUMBLES	4 at Atlanta, 12/27	0 vs. Buffalo, 9/13
		0 vs. St. Louis, 10/18
		0 at New England, 11/23
FUMBLES LOST	4 at Atlanta, 12/27	0 Seven times
TIME OF POSSESSION	39:45 vs. New Orleans, 11/29	22:56 at N.Y. Jets, 10/4

OPPONENTS TEAM

	HIGHS	LOWS
TOTAL FIRST DOWNS	24 at Indianapolis, 9/6	11 vs. New Orleans, 11/29
TOTAL NET YARDS	455 at New England, 11/23	157 vs. New Orleans, 11/29
TOTAL OFFENSIVE PLAYS	75 at Oakland, 12/6	43 at Jacksonville, 10/12
NET YARDS RUSHING	186 at Jacksonville, 10/12	26 vs. New England, 10/25
RUSHING ATTEMPTS	38 at N.Y. Jets, 10/4	17 vs. New Orleans, 11/29
NET YARDS PASSING	414 at New England, 11/23	70 vs. New Orleans, 11/29
PASS ATTEMPTS	54 at New England, 11/23	13 at Atlanta, 12/27
PASS COMPLETIONS	28 at New England, 11/23	8 at Atlanta, 12/27
PASSES HAD INTERCEPTED ..	6 at Oakland, 12/6	0 at N.Y. Jets, 10/4
		0 at Atlanta, 12/27
TIMES SACKED	8 vs. Buffalo, 9/13	0 vs. Indianapolis, 11/8
	8 at Oakland, 12/6	0 vs. N.Y. Jets, 12/13
		0 at Atlanta, 12/27
PENALTIES	10 vs. Buffalo, 9/13	4 Four times
	10 at New England, 11/23	
YARDS PENALIZED	97 at New England, 11/23	23 at Atlanta, 12/27
FUMBLES	3 vs. St. Louis, 10/18	0 vs. Pittsburgh, 9/20
		0 at New England, 11/23
FUMBLES LOST	1 Seven times	0 Nine times
TIME OF POSSESSION	37:04 at N.Y. Jets, 10/4	20:15 vs. New Orleans, 11/29

IN 1998 MIAMI WAS:

4-2 when leading after 1st quarter	3-5 in road games
8-1 when leading after 2nd quarter	1-1 when playing in domes
9-3 when leading after 3rd quarter	9-5 when playing outdoors
2-3 when behind after 1st quarter	1-3 when playing on artificial turf
1-4 when behind after 2nd quarter	9-3 when playing on natural grass
0-3 when behind after 3rd quarter	7-3 after winning coin toss
7-4 when Miami scores first	3-3 after losing coin toss
3-2 when opponents score first	6-3 when scoring 21 or more points
1-1 when tied at the half	9-1 when yielding 20 points or less
7-1 in home games	1-0 in overtime contests

DRIVE ENGINEERING

	DRIVES	TD	FG	MFG	PUNT	BLK PUNT	FBL	INT	DWNS	HLF	GAME	END OF REG	PTS
Dolphins	199	33	22	5	96	1	11	16	6	2	7	0	293
Opponents	196	24	23	9	88	0	5	29	5	6	6	1	227

INSIDE THE TWENTY-YARD LINE

	NO	TD	FG	MFG	INT	FMBL	DWN	GAME	HLF	PTS	TD%
Dolphins	49	28	17	1	2	1	0	0	0	243	57.1
Opponents	36	15	13	3	2	0	1	0	0	149	41.7

GOAL-TO-GO SITUATIONS

	NO	TD	FG	MFG	INT	FMBL	DWN	GAME	HLF	PTS
Dolphins	27	20	6	0	1	0	0	0	0	161
Opponents	17	12	1	2	2	0	0	0	0	86

GIVEAWAYS - TAKEAWAYS

TAKEAWAYS: 36, resulting in 11 TDs, 7 FGs, 0 MFG, 10 PUNTS, 1 INT, 1 FUMBLE, 2 HALF, 2 GAME, 2 DOWNS = **98 POINTS**

GIVEAWAYS: 28, resulting in 9 TDs, 4 FGs, 0 MFG, 10 PUNTS, 1 INT, 0 FUMBLE, 2 HALF, 2 GAME, 0 DOWNS = **74 POINTS**

GAME	TAKEAWAYS			GIVEAWAYS			DIFF	W/L
	FMBL	INT	TOT	FMBL	INT	TOT		
9/6 at Indianapolis	1	3	(4)	1	0	(1)	+3	W
9/13 BUFFALO	0	1	(1)	0	0	(0)	+1	W
9/20 PITTSBURGH	0	3	(3)	1	0	(1)	+2	W
10/4 at New York Jets	1	0	(1)	0	3	(3)	-2	L
10/12 at Jacksonville	0	1	(1)	1	1	(2)	-1	L
10/18 ST. LOUIS	1	1	(2)	0	1	(1)	+1	W
10/25 NEW ENGLAND	0	1	(1)	0	3	(3)	-2	W(OT)
11/1 at Buffalo	1	1	(2)	1	0	(1)	+1	L
11/8 INDIANAPOLIS	0	2	(2)	1	1	(2)	0	W
11/15 at Carolina	0	2	(2)	0	1	(1)	+1	W
11/23 at New England	0	2	(2)	0	1	(1)	+1	L
11/29 NEW ORLEANS	1	3	(4)	0	1	(1)	+3	W
12/6 at Oakland	1	6	(7)	1	0	(1)	+6	W
12/13 NEW YORK JETS	1	1	(2)	1	1	(2)	0	L
12/21 DENVER	0	2	(2)	1	1	(2)	0	W
12/27 at Atlanta	0	0	(0)	4	2	(6)	-6	L
TOTALS	7	29	(36)	12	16	(28)	+8	10-6

BLOCKS

	FGs	PATs	PUNTS	TOTAL
By Dolphins	4	0	0	4
By Opponents	0	1	1	2

THIRD DOWN EFFICIENCY

	3rd DOWN AND										TOTAL
	1	2	3	4	5	6	7	8	9	10+	
Miami	13-25	5-14	8-17	7-17	8-16	3-14	9-29	8-16	7-15	13-63	81-226
Opp.	14-20	6-10	7-15	2-8	5-12	5-18	5-8	5-17	6-20	15-85	70-213

DOLPHINS LONG PLAYS

PASSING (25-yards and more)

61t D. Marino to O.J. McDuffie vs. Indianapolis, 11/8
 56t D. Marino to L. Thomas vs. Denver, 12/21
 50 D. Marino to E. Gadsden at Atlanta, 12/27
 46 D. Marino to O. Perry at New England, 11/23
 44t D. Marino to O. Gadsden at Indianapolis, 9/6
 41 D. Marino to O.J. McDuffie at Buffalo, 11/1
 35t D. Marino to O. Gadsden at New England, 11/23
 35 D. Marino to T. Drayton vs. Denver, 12/21
 31 D. Marino to L. Thomas vs. N.Y. Jets, 12/13
 31 D. Marino to L. Thomas at Atlanta, 12/27
 29 D. Marino to O. Gadsden at Buffalo, 11/1
 29 D. Marino to N. Jacquet vs. Denver, 12/21
 28 D. Marino to O. Gadsden at Jacksonville, 10/12
 28 D. Marino to O. Gadsden vs. New England, 10/25
 28 D. Marino to N. Jacquet vs. N.Y. Jets, 12/13
 28 D. Marino to O.J. McDuffie at Atlanta, 12/27
 27 D. Marino to O. Gadsden at Buffalo, 11/1
 27 D. Marino to T. Drayton vs. New Orleans, 11/29
 26 D. Marino to L. Thomas at Jacksonville, 10/12
 26 D. Marino to T. Drayton at New England, 11/23

RUSHING (15-yards and more)

45 K. Abdul-Jabbar at Oakland, 12/6
 44 J. Avery vs. St. Louis, 10/18
 40 K. Abdul-Jabbar at Oakland, 12/6
 32 K. Abdul-Jabbar vs. New Orleans, 11/29
 31 K. Abdul-Jabbar at Buffalo, 11/1
 30 K. Abdul-Jabbar at Carolina, 11/25
 26 K. Abdul-Jabbar vs. Buffalo, 9/13
 23 K. Abdul-Jabbar vs. New England, 10/25
 23 K. Abdul-Jabbar at Carolina, 11/25
 22 K. Abdul-Jabbar at Carolina, 11/25
 21 J. Avery vs. Buffalo, 9/13
 18 K. Abdul-Jabbar vs. Pittsburgh, 9/20
 18 J. Avery at Indianapolis, 9/6
 17 J. Avery vs. Indianapolis, 11/8
 17 J. Avery vs. N.Y. Jets, 12/13
 16 K. Abdul-Jabbar at Indianapolis, 9/6
 16 K. Abdul-Jabbar at Indianapolis, 9/6
 16 K. Abdul-Jabbar vs. N.Y. Jets, 12/13
 16 J. Avery vs. Denver, 12/21
 15 J. Avery vs. St. Louis, 10/18

- 26 D. Marino to L. Thomas vs. Denver, 12/21
- 26 D. Marino to O. Gadsden at Jacksonville, 10/12
- 25 D. Marino to E. Perry at Jacksonville, 10/12
- 25 D. Marino to O.J. McDuffie vs. New England, 10/25
- 25 D. Marino to O.J. McDuffie at Carolina, 11/15
- 25 D. Marino to O. Gadsden at Atlanta, 12/27

OPPONENTS LONG PLAYS

PASSING (25-yards and more)

- 62t C. Chandler to O.J. Santiago at Atlanta, 12/27
- 56t M. Brunell to K. McCardell at Jacksonville, 10/12
- 54 D. Bledsoe to S. Jefferson vs. New England, 10/25
- 53 C. Chandler to T. Martin at Atlanta, 12/27
- 52 V. Testaverde to W. Chrebet vs. N.Y. Jets, 12/13
- 49 D. Bledsoe to T. Carter at New England, 11/23
- 48t D. Flutie to E. Moulds at Buffalo, 11/1
- 47 D. Bledsoe to T. Simmons vs. New England, 10/25
- 46 D. Bledsoe to R. Edwards at New England, 11/23
- 42 P. Manning to M. Harrison at Indianapolis, 9/6
- 41 M. Brunell to J. Smith at Jacksonville, 10/12
- 39 P. Manning to M. Harrison at Indianapolis, 9/6
- 38 D. Bledsoe to S. Jefferson at New England, 11/23
- 36 K. Stewart to C. Johnson vs. Pittsburgh, 9/20
- 36 D. Bledsoe to S. Jefferson vs. New England, 10/25
- 35 V. Testaverde to K. Brady vs. N.Y. Jets, 12/13
- 35 J. Elway to R. Smith vs. Denver, 12/21
- 35t S. DeBerg to T. Martin at Atlanta, 12/27
- 33 D. Bledsoe to S. Jefferson at New England, 11/23
- 33 W. Wilson to J. Jett at Oakland, 12/6
- 32 P. Manning to M. Pollard at Indianapolis, 9/6
- 30 S. Beuerlein to W. Walls at Carolina, 11/15
- 29 K. Collins to C. Cleeland vs. New Orleans, 11/29
- 29 D. Hollas to T. Mickens at Oakland, 12/6
- 28t R. Johnson to E. Moulds vs. Buffalo, 9/13
- 27 H. Williams to T. Brown at Oakland, 12/6
- 26 D. Flutie to A. Reed at Buffalo, 11/1
- 25t D. Bledsoe to S. Jefferson at New England, 11/23

RUSHING (15-yards and more)

- 77t F. Taylor at Jacksonville, 10/12
- 51 T. Banks at Jacksonville, 10/12
- 36t J. Anderson at Atlanta, 12/27
- 21 A. Smith at Buffalo, 11/1
- 21 H. Williams at Oakland, 12/6
- 21 K. Oxendine at Atlanta, 12/27
- 19 W. Perry vs. New Orleans, 11/29
- 18 M. Brunell at Jacksonville, 10/12
- 16 T. Biakabutuka at Carolina, 11/15
- 16 J. Elway vs. Denver, 12/21
- 15 R. Johnson vs. Buffalo, 9/13
- 15 A. Smith vs. Buffalo, 9/13
- 15 C. Martin at N.Y. Jets, 10/4
- 15 R. Edwards vs. New England, 10/25
- 15 H. Williams at Oakland, 12/6

DOLPHINS BIG GAMES

100-YARD RUSHERS

- 127 K. Abdul-Jabbar at Car., 11/15
- 108 K. Abdul-Jabbar at Ind., 9/6
- 108 K. Abdul-Jabbar vs. Pitt., 9/20

100-YARD RECEIVERS

- 153 O. Gadsden at Atl., 12/27
- 136 L. Thomas vs. Den., 12/21
- 132 O.J. McDuffie vs. Ind., 11/8
- 105 O.J. McDuffie vs. NYJ, 12/13
- 102 O.J. McDuffie vs. N.O., 11/29

300-YARD PASSERS

- 355 D. Marino vs. Den., 12/21
- 323 D. Marino at Jack., 10/12
- 321 D. Marino vs. NYJ, 12/13
- 320 D. Marino at Atl., 12/27

OPPONENTS BIG GAMES

100-YARD RUSHERS

- 108 C. Martin at NY Jets, 10/4
- 103 J. Anderson at Atl., 12/27

100-YARD RECEIVERS

- 131 S. Jefferson at N.E., 11/23
- 116 S. Jefferson vs. N.E., 10/25
- 105 W. Chrebet, vs. NYJ, 12/13
- 105 T. Martin, at Atl., 12/27
- 104 T. Brown, at Oak., 12/6
- 102 M. Harrison, at Ind. 9/6

300-YARD PASSERS

- 423 D. Bledsoe at N.E., 11/23
- 302 P. Manning at Ind, 9/6

1998 TEAM RANKINGS

AMERICAN FOOTBALL CONFERENCE

	OFFENSE			DEFENSE		
	TOTAL	RUSH	PASS	TOTAL	RUSH	PASS
Baltimore	15	10	13	11	10	12
Buffalo	3	2	6	4	3	7
Cincinnati	9	9	9	14	15	6
Denver	1	1	4	7	2	14
Indianapolis	7	14	3	15	14	8
Jacksonville	5	3	10	12	13	11
Kansas City	11	12	8	6	11	3
MIAMI	8	13	5	2	4	2
New England	6	15	2	10	5	13
N.Y. Jets	2	6	1	5	8	4
Oakland	10	8	11	3	9	1
Pittsburgh	14	4	15	8	7	9
San Diego	13	7	14	*1	*1	5
Seattle	12	11	12	13	12	15
Tennessee	4	5	7	9	6	10

NATIONAL FOOTBALL CONFERENCE

	OFFENSE			DEFENSE		
	TOTAL	RUSH	PASS	TOTAL	RUSH	PASS
Arizona	6	11	4	11	9	9
Atlanta	4	3	6	3	1	11
Carolina	9	13	8	15	13	13
Chicago	10	9	12	6	8	8
Dallas	5	4	5	9	6	12
Detroit	17	5	10	7	12	5
Green Bay	3	12	3	2	2	6
Minnesota	2	6	*1	5	5	10
New Orleans	13	15	9	14	7	15
N.Y. Giants	14	7	14	10	10	7
Philadelphia	15	8	15	8	14	*1
St. Louis	12	14	11	4	11	3
San Francisco	*1	*1	2	12	4	14
Tampa Bay	11	2	13	1	3	2
Washington	8	10	7	13	15	4

NATIONAL FOOTBALL LEAGUE

	OFFENSE			DEFENSE		
	TOTAL	RUSH	PASS	TOTAL	RUSH	PASS
Arizona	13	21	8	21	20	17
Atlanta	7	6	11	8	2	21
Baltimore	26	20	25	22	17	24
Buffalo	6	3	12	6	5	14
Carolina	20	28	14	30	26	28
Chicago	21	17	23	14	19	15
Cincinnati	17	19	17	28	30	12
Dallas	8	8	9	18	12	22
Denver	3	2	7	11	3	26
Detroit	14	10	19	15	25	8
Green Bay	5	25	3	4	4	10
Indianapolis	12	26	6	29	29	16
Jacksonville	10	5	20	25	22	23
Kansas City	19	23	16	9	18	7
MIAMI	16	24	10	3	6	6
Minnesota	2	11	*1	13	11	19
New England	11	27	5	20	7	25
New Orleans	28	30	18	26	16	30
N.Y. Giants	29	12	28	19	23	13
N.Y. Jets	4	13	4	7	14	9
Oakland	18	16	21	5	15	4
Philadelphia	30	14	30	17	27	*1
Pittsburgh	25	7	29	12	13	18
St. Louis	27	29	22	10	24	3
San Diego	24	15	26	*1	*1	11
San Francisco	*1	*1	2	23	9T	29
Seattle	23	22	24	27	21	27
Tampa Bay	22	4	27	2	8	2
Tennessee	9	9	15	16	9T	20
Washington	15	18	13	24	28	5

(* = NFL leader)

(T = Tied for position)

GAME-BY-GAME OFFENSE

1998 MIAMI DOLPHINS OFFENSIVE STATISTICS

	1st DOWNS			3rd DOWNS			TOTAL OFFENSE			RUSHING			PASSING					PEN.		SCORING					TIME OF POSSESSION	FUM.-NO./LOST				
	TOTAL	RUSH	PASS	PENALTY	ATT.	CONV.	NET YARDS	PLAYS	AVG.	YARDS	ATT.	AVG.	NET YARDS	SACKS	YDS. LOST	GROSS YDS.	ATT.	COMP.	INT.	NO.	LOST	POINTS	TD RUSH	TD PASS			TD RETURN	PAT/ATT.	FG/ATT.	
9/6	at Indianapolis	15	10	5	0	13	6	272	54	5.0	137	30	4.6	135	0	0	135	24	13	0	5	45	24	1	1	1	3/3	1/2	27:25	2-1
9/13	BUFFALO	12	4	7	1	14	4	259	55	4.7	116	27	4.3	143	2	16	159	26	14	0	5	42	13	0	1	0	1/1	2/2	29:51	0-0
9/20	PITTSBURGH	11	5	6	0	16	6	219	61	3.6	110	38	2.9	109	1	4	113	22	14	0	10	70	21	1	1	1	3/3	0/0	34:46	2-1
10/4	at N.Y. Jets	11	1	9	1	12	2	153	52	2.9	34	15	2.3	119	3	23	142	34	15	3	6	81	9	0	1	0	0/0	1/1	22:56	2-0
10/12	at Jacksonville	25	7	16	2	14	6	374	79	4.7	67	28	2.4	307	2	16	323	49	30	1	11	89	21	1	2	0	3/3	0/1	39:06	1-1
10/18	ST. LOUIS	16	6	8	2	14	5	245	59	4.2	141	32	4.4	104	1	10	114	26	14	1	10	71	14	0	2	0	2/2	0/0	30:48	0-0
10/25	NEW ENGLAND	18	2	15	1	16	4	333	74	4.5	70	29	2.4	263	3	16	279	42	23	3	8	86	12	0	0	0	0/0	4/4	39:00	1-0
11/1	at Buffalo	20	7	11	2	7	2	359	60	6.0	152	33	4.6	168	3	28	196	27	15	0	5	35	24	2	1	0	3/3	1/1	31:33	1-1
11/8	INDIANAPOLIS	15	8	7	0	13	5	315	62	5.1	184	40	4.6	131	1	9	140	21	14	1	6	60	13	1	0	0	1/1	2/2	35:05	3-0
11/15	at Carolina	17	1	13	3	13	3	322	57	5.6	33	19	1.7	289	0	0	289	38	24	1	7	46	23	1	2	0	2/2	1/1	27:17	0-0
11/23	at New England	24	6	15	3	19	10	375	78	4.8	120	38	3.2	255	0	0	255	40	22	1	6	51	30	0	3	0	3/3	3/3	39:45	1-0
12/6	at Oakland	9	2	7	0	18	5	260	64	4.1	90	31	2.9	170	0	0	170	33	22	0	4	25	27	0	1	2	3/3	2/4	33:44	2-1
12/13	N.Y. JETS	22	5	16	1	18	7	357	80	4.5	79	18	4.4	278	5	143	321	57	30	1	6	44	16	1	0	1	1/1	1/1	33:01	2-1
12/21	DENVER	19	1	17	1	14	4	391	66	5.9	36	28	1.3	355	0	0	355	38	23	1	0	31	0	4	0	4/4	1/2	31:39	1-1	
12/27	at Atlanta	20	2	16	2	11	6	400	64	6.3	38	19	2.0	362	3	122	384	42	25	2	8	49	16	1	1	0	1/2	1/1	32:16	4-4
1/2	BUFFALO#	25	10	10	5	14	9	345	69	5.0	117	34	3.4	228	1	7	235	34	23	1	6	75	24	1	0	1/1	3/4	37:32	0-0	
1/9	at Denver#	14	1	11	2	10	2	292	51	4.9	14	13	1.1	238	1	5	243	37	26	2	10	57	3	0	0	0/0	1/1	27:36	1-1	

- playoff games

GAME-BY-GAME DEFENSE

1998 MIAMI DOLPHINS DEFENSIVE STATISTICS

	SCORE	1st DOWNS			3rd DOWNS			TOTAL OFFENSE			RUSHING			PASSING						PEN.			SCORING					TIME OF POSSESSION	FUM.-NO./LOST	
		TOTAL	RUSH	PASS	PENALTY	ATT.	CONV.	NET YARDS	PLAYS	AVG.	YARDS	ATT.	AVG.	NET YARDS	SACKS	YDS. LOST	GROSS YDS.	ATT.	COMP.	INT.	NO.	LOST	POINTS	TD RUSH	TD PASS	TD RETURN	PAT/ATT.			FG/ATT.
9/6 at Indianapolis	24-15	24	4	16	4	11	4	337	67	5.0	64	26	2.5	273	4	29	302	37	21	3	5	50	15	0	1	0	0/0	3/3	32:35	1-1
9/13 BUFFALO	13-7	12	6	5	1	13	4	187	54	3.5	110	28	3.9	77	8	57	134	18	10	1	10	70	7	0	1	0	1/1	0/0	30:09	2-0
9/20 PITTSBURGH	21-0	13	5	3	5	14	3	200	60	3.3	122	24	5.1	78	1	4	82	35	11	3	5	51	0	0	0	0/0	0/1	25:14	0-0	
10/4 at N.Y. Jets	9-20	22	8	12	2	16	6	289	72	4.0	117	38	3.1	172	2	13	185	32	19	0	5	47	20	1	0	2/2	2/3	37:04	2-1	
10/12 at Jacksonville	21-28	13	5	6	2	10	2	385	43	9.0	186	23	8.1	199	2	14	213	18	12	1	8	86	28	2	0	4/4	0/1	20:54	1-0	
10/18 ST. LOUIS	14-0	15	3	7	5	13	4	204	57	3.6	76	24	3.2	128	4	15	143	29	14	1	8	65	0	0	0	0/0	0/0	29:12	3-1	
10/25 NEW ENGLAND	12-9 (OT)	13	1	8	4	15	4	251	57	4.4	26	22	1.2	225	2	15	240	33	13	1	6	64	9	0	0	0/0	3/4	25:36	2-0	
11/1 at Buffalo	24-30	16	5	11	0	13	6	313	57	5.5	116	30	3.9	197	1	9	206	26	15	1	4	27	30	0	3	3/3	3/4	28:27	1-1	
11/8 INDIANAPOLIS	27-14	21	8	9	4	14	5	254	68	3.7	114	26	4.4	140	0	0	140	42	22	2	4	61	14	1	0	0/0	0/0	31:07	1-0	
11/15 at Carolina	13-9	12	2	9	1	13	3	210	52	4.0	62	18	3.4	148	4	12	160	30	17	2	4	50	9	0	0	0/0	3/3	24:55	2-0	
11/23 at New England	23-26	21	2	18	1	19	8	455	74	6.1	41	19	2.2	414	1	9	423	54	28	2	10	97	26	0	2	2/2	4/4	32:43	0-0	
11/29 NEW ORLEANS	30-10	11	4	6	1	10	1	157	47	3.3	87	17	5.1	70	6	40	110	24	9	3	4	50	10	0	1	1/1	1/1	20:15	2-1	
12/6 at Oakland	27-17	20	7	12	1	16	7	314	75	4.2	107	23	4.7	207	8	47	254	44	21	6	6	43	17	0	2	2/2	1/2	26:16	2-1	
12/13 N.Y. JETS	16-21	16	5	9	2	11	4	311	52	6.0	79	23	3.4	232	0	0	232	29	17	1	5	40	21	1	1	3/3	0/1	26:59	2-1	
12/21 DENVER	31-21	14	5	9	0	16	5	219	65	3.4	58	23	2.5	161	2	6	167	40	15	2	8	51	21	0	2	1/1	2/3	28:21	2-0	
12/27 at Atlanta	16-38	15	5	8	2	9	4	346	44	7.9	143	31	4.6	203	0	0	203	13	8	0	5	23	38	1	3	5/5	1/2	27:44	2-0	
1/2 BUFFALO#	24-17	23	7	13	3	10	6	416	57	7.3	77	18	4.3	339	3	21	360	36	21	1	9	93	17	1	0	2/2	1/1	22:28	4-4	
1/9 at Denver#	3-38	24	13	10	1	11	5	424	62	6.8	250	38	6.6	174	1	8	182	23	14	0	5	41	38	3	1	5/5	1/1	32:24	0-0	

- Playoff games

GAME-BY-GAME RUSHING

1998 MIAMI DOLPHINS' INDIVIDUAL RUSHING STATISTICS (ATTEMPTS-YARDS GAINED-LONGEST-TOUCHDOWNS)

DATE	OPPONENT	SCORE	ABDUL-JABBAR	AVERY	PARMALEE	PRITCHETT	MOORE	McDUFFIE	MARINO
9/6	at Indianapolis	24-15	23-108-16-1	5-28-18-0	0-0-0-0	1-1-1-0	Not On Roster	0-0-0-0	1-0-0-0
9/13	BUFFALO	13-7	18-75-26-0	9-41-21-0	0-0-0-0	0-0-0-0	Not On Roster	0-0-0-0	0-0-0-0
9/20	PITTSBURGH	21-0	33-108-18-1	4-4-5-0	0-0-0-0	0-0-0-0	Not On Roster	0-0-0-0	1-m2-m2-0
10/4	at N.Y. Jets	9-20	9-16-6-0	4-20-9-0	1-m2-m2-0	0-0-0-0	Inactive	0-0-0-0	1-0-0-0
10/12	at Jacksonville	21-28	21-43-9-1	3-4-4-0	3-15-10-0	0-0-0-0	Inactive	1-5-5-0	0-0-0-0
10/18	ST. LOUIS	14-0	17-59-10-0	11-85-44-0	1-0-0-0	0-0-0-0	Inactive	0-0-0-0	3-m3-m1-0
10/25	NEW ENGLAND	12-9 (OT)	21-56-23-0	6-17-11-0	1-m2-m2-0	0-0-0-0	Inactive	0-0-0-0	1-m1-m1-0
11/1	at Buffalo	24-30	22-97-31-1	9-17-6-1	1-4-4-0	0-0-0-0	Inactive	0-0-0-0	1-10-10-0
11/8	INDIANAPOLIS	27-14	9-48-12-0	21-99-17-1	0-0-0-0	0-0-0-0	Inactive	1-4-4-0	1-m2-m2-0
11/15	at Carolina	13-9	25-127-30-1	12-53-12-0	0-0-0-0	0-0-0-0	Inactive	0-0-0-0	2-m3-m1-0
11/23	at New England	23-26	10-10-6-1	8-18-9-0	1-5-5-0	0-0-0-0	Inactive	0-0-0-0	0-0-0-0
11/29	NEW ORLEANS	30-10	18-72-32-0	14-39-12-0	Inactive	2-6-3-0	Inactive	0-0-0-0	3-0-1-0
12/6	at Oakland	27-17	19-94-45-0	6-m2-5-0	0-0-0-0	1-0-0-0	Inactive	1-2-2-0	4-m4-0-0
12/13	N.Y. JETS	16-21	10-42-16-0	6-25-17-0	0-0-0-0	2-12-11-1	Inactive	0-0-0-0	0-0-0-0
12/21	DENVER	31-21	15-5-3-0	11-32-16-0	0-0-0-0	0-0-0-0	Inactive	0-0-0-0	2-m1-0-0
12/27	at Atlanta	16-38	Inactive	14-23-7-0	0-0-0-0	0-0-0-0	4-12-4-0	0-0-0-0	1-3-3t-1
1/2	BUFFALO#	24-17	27-95-18-1	1-3-3-0	2-10-11-0	2-7-6-0	Inactive	1-3-3-0	1-m1-m1-0
1/9	at Denver#	3-38	3-5-3-0	0-0-0-0	7-14-12-0	1-m3-m3-0	Inactive	0-0-0-0	0-0-0-0

OTHERS: DOXZON: 1-3-3-0 vs. Indianapolis (11/8); 1-3-3-0 v s. New Orleans (11/29). LUSK: 1-7-7-0 at Carolina (11/15). HUARD: 2-m2-m1-0 at Denver# (1/9/99)

- playoff games

GAME-BY-GAME RECEIVING

1998 MIAMI DOLPHINS' INDIVIDUAL RECEIVING STATISTICS (NUMBER-YARDS GAINED-LONGEST-TOUCHDOWNS)

DATE	OPPONENT	SCORE	McDUFFIE	GADSDEN	L. THOMAS	DRAYTON	PERRY	PARMALEE	A.-JABBAR	PRITCHETT
9/6	at Indianapolis	24-15	2-14-10-0	1-44-44-0	2-29-16-0	1-9-9-0	2-9-9-0	1-5-5-0	1-10-10-0	2-10-7-0
9/13	BUFFALO	13-7	5-60-19-0	2-31-22-0	3-42-18-1	0-0-0-0	4-26-14-0	0-0-0-0	0-0-0-0	0-0-0-0
9/20	PITTSBURGH	21-0	3-36-14-0	4-34-13-0	3-20-10-1	1-9-9-0	0-0-0-0	0-0-0-0	2-6-7-0	0-0-0-0
10/4	at N.Y. Jets	9-20	1-19-19-0	2-30-25-0	1-11-11-0	1-2-2-1	2-18-15-0	3-37-20-0	2-8-11-0	1-5-5-0
10/12	at Jacksonville	21-28	7-68-15-0	5-91-28-0	4-69-26-0	6-30-15-2	3-31-25-0	2-27-23-0	0-0-0-0	2-9-7-0
10/18	ST. LOUIS	14-0	3-14-5-0	2-5-4-1	2-20-11-0	3-26-14-0	0-0-0-0	1-18-18-0	0-0-0-0	0-0-0-0
10/25	NEW ENGLAND	12-9 (OT)	6-77-25-0	4-59-28-0	2-28-21-0	2-35-18-0	3-25-13-0	2-36-20-0	3-12-10-0	0-0-0-0
11/1	at Buffalo	24-30	3-57-41-0	3-68-29-1	2-34-18-0	2-13-9-0	1-8-8-0	2-7-4-0	2-9-5-0	0-0-0-0
11/8	INDIANAPOLIS	27-14	9-132-61-2	0-0-0-0	2-17-11-0	0-0-0-0	Inactive	2-28-18-0	1-m1-m1-0	2-12-8-0
11/15	at Carolina	13-9	7-96-25-0	3-21-9-0	2-14-14-0	1-7-7-0	Inactive	0-0-0-0	1-2-2-0	0-0-0-0
11/23	at New England	23-26	8-86-17-0	3-49-35-2	0-0-0-0	4-51-26-0	2-59-46-0	2-4-4-0	1-4-4-0	3-28-24-0
11/29	NEW ORLEANS	30-10	9-102-22-3	4-60-23-0	4-37-14-0	2-27-27-0	0-0-0-0	Inactive	2-10-9-0	0-0-0-0
12/6	at Oakland	27-17	5-45-21-0	2-22-19-1	2-15-9-0	Inactive	3-19-8-0	4-35-21-0	2-21-18-0	3-9-7-0
12/13	N.Y. JETS	16-21	11-105-20-1	2-18-15-0	4-52-31-0	0-0-0-0	3-42-22-0	2-24-18-0	1-4-4-0	1-4-4-0
12/21	DENVER	31-21	6-57-18-0	2-28-20-1	6-136-56-3	3-64-35-0	2-18-12-0	0-0-0-0	1-5-5-0	1-1212-0
12/27	at Atlanta	16-38	5-82-28-1	9-153-50-0	4-79-31-0	4-61-20-0	0-0-0-0	0-0-0-0	Inactive	2-8-7-0
1/2	BUFFALO#	24-17	6-53-18-0	5-85-52-0	4-36-11-1	3-20-10-0	2-29-22-0	0-0-0-0	2-4-5-0	0-0-0-0
1/9	at Denver#	3-38	9-118-23-0	4-36-14-0	3-31-17-0	Inactive	0-0-0-0	5-24-9-0	1-5-5-0	3-23-12-0

OTHERS: AVERY: 1-5-5-0 at Indianapolis (9/6); 1-3-3-0 at N.Y. Jets (10/4); 1-m2-m2-0 at Jacksonville (10/12); 1-19-19-0 vs. St. Louis (10/18); 1-7-7-0 vs. New England (10/25); 2-19-15-0 vs. Indianapolis (11/8); 1-8-8-0 at Oakland (11/23); 1-4-4-0 at Oakland (12/6); 1-4-4-0 vs. N.Y. Jets (12/13). **JACQUET:** 1-19-19-0 vs. New Orleans (11/29); 5-68-28-0 vs. N.Y. Jets (12/13); 2-35-29-0 vs. Denver (12/21); 1-6-6-0 at Denver# (1/9). **JORDAN:** 1-8-8-0 vs. Pittsburgh (9/20); 1-9-9-0 at N.Y. Jets (10/4). **RUDDY:** 1-8-8-0 vs. Buffalo# (1/2); **MOORE:** 1-1-1-0 at Atlanta (12/27).

- playoff games

GAME-BY-GAME PASSING

DAN MARINO

DATE	OPPONENT	ATT	COM	YDS	PCT	TD	INT	LG	SKD	YDS	RATE
9/6	at Indianapolis	24	13	135	54.2	1	0	44t	0	0	84.5
9/13	BUFFALO	26	14	159	53.8	1	0	22	2	16	85.3
9/20	PITTSBURGH	22	14	113	63.6	1	0	14	1	4	91.7
10/4	at N.Y. Jets	31	13	121	41.9	1	2	25	3	23	37.2
10/12	at Jacksonville	49	30	323	61.2	2	1	28	2	16	85.7
10/18	ST. LOUIS	26	14	114	53.8	2	1	19t	1	10	74.8
10/25	NEW ENGLAND	42	23	279	54.8	0	3	28	3	16	45.6
11/1	at Buffalo	27	15	196	55.6	1	0	41	3	28	91.0
11/8	INDIANAPOLIS	27	18	207	66.7	2	1	61t	0	0	98.8
11/15	at Carolina	21	14	140	66.7	0	1	25	1	9	65.6
11/23	at New England	38	24	289	63.2	2	1	46	0	0	93.0
11/29	NEW ORLEANS	40	22	255	55.0	3	1	27	0	0	89.1
12/6	at Oakland	33	22	170	66.7	1	0	21	0	0	89.2
12/13	N.Y. JETS	57	30	321	52.6	1	1	31	5	43	67.9
12/21	DENVER	38	23	355	60.5	4	1	56t	0	0	115.6
12/27	at Atlanta	36	21	320	58.3	1	2	50	2	13	73.8
1/2	BUFFALO#	34	23	235	67.6	1	1	56	1	7	84.8
1/9	at Denver#	37	26	243	70.3	0	2	23	1	5	65.5

DAMON HUARD

DATE	OPPONENT	ATT	COM	YDS	PCT	TD	INT	LG	SKD	YDS	RATE
9/6	at Indianapolis										
9/13	BUFFALO										
9/20	PITTSBURGH										
10/4	at N.Y. Jets	3	2	21	66.7	0	1	15	0	0	47.2
10/12	at Jacksonville										
10/18	ST. LOUIS										
10/25	NEW ENGLAND										
11/1	at Buffalo										
11/8	INDIANAPOLIS										
11/15	at Carolina										
11/23	at New England										
11/29	NEW ORLEANS										
12/6	at Oakland										
12/13	N.Y. JETS										
12/21	DENVER										
12/27	at Atlanta	6	4	64	66.7	0	0	24	1	9	102.1
1/2	BUFFALO#										
1/9	at Denver#	0	0	0	0.0	0	0	0	0	0	0.0

- playoff game

1998 GAME-BY-GAME TACKLES

NAME	vs.	IN	BF	PT	NY	JX	SL	NE	BF	IN	CA	NE	NO	OA	NY	DN	AL	BF#	DN#
Armstrong	2	IN	2	2	4	2	4	1	0	1	2	0	2	5	2	1	1	1	0
Ball	7	IN	5	2	6	3	4	4	0	1	1	1	1	2	1	1	5	0	NR
Bowens	0	0	0	0	0	0	0	0	0	0	0	0	0	0	0	0	0	0	0
Brigance	0	0	0	0	0	0	0	0	0	0	0	0	0	0	0	0	0	0	0
Bromell	3	IN	3	2	0	1	5	3	2	4	1	3	3	3	2	1	5	0	0
Buckley	3	1	1	1	5	5	1	5	3	4	4	4	4	4	4	2	4	2	1
Burton	0	3	1	1	3	0	1	2	1	0	3	3	1	IN	1	2	2	4	2
Gardener	2	3	2	2	5	3	4	7	5	2	2	5	2	3	2	2	4	3	4
Harris	IN	IN	IN	IN	IN	IN	IN	IN	IN	0	IN	IN	0	IN	0	0	0	0	0
Hill	NR	NR	NR	NR	NR	NR	NR	NR	NR	NR	NR	NR	IN	0	IN	IN	0	0	0
Hollier	0	0	0	0	0	0	0	0	0	1	0	0	0	0	0	0	0	0	2
Izzo	0	0	0	0	0	0	0	0	0	0	0	0	0	0	IN	IN	IN	IN	IN
Jackson	1	1	4	4	4	4	4	5	1	9	4	7	1	1	2	2	6	2	4
Jones	7	8	5	8	2	2	10	6	2	7	8	5	3	5	6	9	9	5	3
Madison	2	6	2	5	4	4	2	3	4	2	6	7	3	3	2	8	0	6	4
Marion	11	5	7	11	6	5	5	2	7	9	5	10	1	8	13	5	7	5	12
Mixon	4	2	3	7	3	3	3	3	2	3	2	1	2	3	3	3	7	3	3
Rodgers	2	4	6	2	1	1	3	5	8	3	3	4	1	6	2	4	2	2	3
Stewart	NR	NR	0	0	0	0	0	0	0	0	0	0	0	0	0	0	0	0	0
Stubbs	0	IN	IN	2	IN	IN	IN	IN	IN	0	IN	IN	0	1	IN	IN	IN	IN	0
Surtain	1	2	4	1	1	1	1	0	0	4	1	3	2	4	3	0	2	3	0
Tanner	0	2	1	1	IN	0	3	2	0	3	0	XX	IN	2	1	0	3	1	4
Taylor	3	7	5	3	2	2	2	8	1	0	5	1	2	5	1	7	0	1	IR
Thomas, Z.	13	13	11	9	10	10	10	12	19	8	12	10	9	9	4	8	3	8	12
Walker	0	1	2	0	0	0	0	2	0	3	0	1	3	0	1	0	3	5	1
Wilson	0	2	0	1	1	1	2	2	0	0	0	2	0	4	1	1	0	4	2
Wooden	12	0	IR	IR	IR	IR	IR	IR	IR	IR	IR	IR	IR	IR	IR	IR	IR	IR	IR

LEGEND

XX = DID NOT PLAY
 IR = INJURED RESERVE
 NR = NOT ON ROSTER
 PP = PHYSICALLY UNABLE TO PERFORM
 # = PLAYOFF GAMES
 IN = INACTIVE
 PS = PRACTICE SQUAD

INDIVIDUAL GAME STATUS

NAME	IN	BF	PT	NY	JX	SL	NE	BF	IN	CA	NE	NO	OA	NY	DN	AL	BF#	DN#
Abdul-Jabbar	ST	ST	ST	ST	ST	ST	ST	ST	ST	ST	ST	ST	ST	ST	ST	ST	ST	ST
Armstrong	PL	PL	PL	PL	PL	PL	PL	PL	PL	PL	PL	PL	PL	PL	PL	PL	PL	PL
Avery	PL	PL	PL	PL	PL	PL	PL	PL	PL	PL	PL	PL	PL	PL	PL	PL	PL	PL
Ball	IN	IN	IN	PS	PS	PS	PS	PS	PS	NR	NR	NR	NR	NR	NR	NR	NR	NR
Barber	NR	NR	NR	NR	NR	NR	NR	NR	NR	NR	NR	NR	NR	NR	NR	NR	NR	NR
Bock	PL	PL	PL	PL	PL	PL	PL	PL	ST	PL	PL	ST	ST	ST	ST	ST	PL	ST
Bowens	ST	ST	ST	ST	ST	ST	ST	ST	ST	ST	ST	ST	ST	ST	ST	ST	ST	IR
Brigance	PL	PL	PL	PL	PL	PL	PL	PL	PL	PL	PL	PL	PL	PL	PL	PL	PL	PL
Bromell	IN	PL	PL	PL	PL	PL	PL	PL	IN	PL	PL	PL	PL	PL	PL	PL	PL	PL
Brown	ST	ST	ST	ST	ST	ST	ST	ST	ST	ST	ST	ST	ST	ST	ST	ST	ST	ST
Buckey	PL	PL	PL	PL	PL	PL	PL	IN	IN	IR	IR	IR	IR	IR	IR	IR	IR	IR
Buckley	ST	ST	ST	ST	ST	ST	ST	ST	ST	ST	ST	ST	ST	ST	ST	ST	ST	ST
Burton	PL	PL	PL	PL	PL	PL	PL	PL	PL	PL	PL	PL	IN	PL	PL	PL	ST	ST
Copeland	NR	NR	NR	IN	PL	IN	IN	PL	NR	NR	NR	NR	NR	NR	NR	NR	NR	NR
Dar Dar	PL	PL	IN	NR	NR	NR	NR	NR	NR	NR	NR	NR	NR	NR	NR	NR	NR	NR
Dixon	ST	ST	ST	ST	ST	ST	ST	ST	PL	ST	ST	IR	IR	IR	IR	IR	IR	IR
Donnalley	ST	ST	ST	ST	ST	ST	ST	ST	ST	ST	ST	ST	ST	IN	ST	XX	ST	ST
Doxzon	NR	NR	NR	NR	PS	PL	PL	XX	PL	PL	XX	PL	PL	PL	PL	XX	PL	PL
Drayton	ST	ST	ST	ST	ST	ST	ST	ST	ST	ST	ST	ST	ST	IN	ST	ST	ST	IN
Erickson	IN	IN	IN	IN	IN	IN	IN	IR	IR	IR	IR	IR	IR	IR	IR	IR	IR	IR
Gadsden	PL	ST	ST	ST	ST	ST	ST	ST	ST	ST	ST	ST	ST	PL	ST	PL	PL	ST
Gardener	ST	ST	ST	ST	ST	ST	ST	ST	ST	ST	ST	ST	ST	ST	ST	ST	ST	ST
Gonzalez	NR	NR	NR	NR	NR	NR	NR	NR	NR	NR	NR	NR	NR	NR	NR	NR	NR	NR
Harris	IN	IN	IN	IN	IN	IN	IN	IN	PL	IN	IN	PL	IN	PL	PL	PL	PL	PL
Hill	NR	NR	NR	NR	NR	NR	NR	NR	NR	NR	NR	NR	NR	NR	NR	NR	NR	NR
Hollier	PL	PL	PL	PL	PL	PL	PL	PL	PL	PL	PL	PL	PL	PL	PL	PL	PL	PL
Huard	XX	XX	XX	PL	XX	XX	XX	IN	IN	IN	IN	IN	IN	IN	IN	PL	IN	PL
Izzo	PL	PL	PL	PL	PL	PL	PL	PL	PL	PL	PL	PL	PL	IN	IN	IN	IN	IN
Jackson	PL	ST	ST	ST	ST	ST	ST	ST	ST	ST	ST	ST	ST	ST	ST	ST	ST	ST
Jacquet	PS	PL	PL	PL	PL	PL	PL	PL	PL	PL	PL	PL	PL	PL	PL	PL	PL	PL
Jones	ST	ST	ST	ST	ST	ST	ST	ST	ST	ST	ST	ST	ST	ST	ST	ST	ST	ST
Jordan	PL	IN	PL	PL	IR	IR	IR	IR	IR	IR	IR	IR	IR	IR	IR	IR	IR	IR
Kitts	IN	NR	NR	NR	NR	NR	NR	NR	NR	NR	NR	NR	NR	NR	NR	NR	NR	NR
Lusk	IN	IN	IN	IN	IN	IN	IN	IN	PL	PL	IN	IN	ST	IN	IN	IN	IN	PL
Madison	ST	ST	ST	ST	ST	ST	ST	ST	ST	ST	ST	ST	ST	ST	ST	ST	ST	ST
Mare	PL	PL	PL	PL	PL	PL	PL	PL	PL	PL	PL	PL	PL	PL	PL	PL	PL	PL
Marino	ST	ST	ST	ST	ST	ST	ST	ST	ST	ST	ST	ST	ST	ST	ST	ST	ST	ST
Marion	ST	ST	ST	ST	ST	ST	ST	ST	ST	ST	ST	ST	ST	ST	ST	ST	ST	ST
McDaniel	NR	NR	NR	NR	IN	PS	PS	PS	PS	PS	PS	PS	PS	PS	PS	PS	PS	IN
McDuffie	ST	ST	ST	ST	ST	ST	ST	ST	ST	ST	ST	ST	ST	ST	ST	ST	ST	ST
Mixon	ST	ST	ST	ST	ST	ST	ST	ST	ST	ST	ST	ST	ST	ST	ST	ST	ST	ST
Montana	NR	NR	NR	NR	NR	NR	NR	NR	IN	PS	PS	PS	PS	PS	PS	PS	PS	PS
Moore	NR	NR	NR	IN	IN	IN	IN	IN	IN	IN	IN	IN	IN	IN	IN	ST	IN	IN
Parmalee	PL	PL	PL	PL	PL	PL	PL	PL	PL	PL	PL	IN	PL	PL	PL	PL	PL	ST
Perry	ST	PL	ST	ST	PL	PL	ST	PL	IN	IN	PL	ST	PL	PL	PL	PL	PL	ST
Pritchett	ST	ST	PL	PL	ST	ST	PL	ST	ST	PL	ST	ST	ST	ST	ST	ST	ST	PL
Rodgers	ST	ST	ST	ST	ST	ST	ST	ST	ST	ST	ST	ST	ST	ST	ST	ST	ST	ST
Ruddy	ST	ST	ST	ST	ST	ST	ST	ST	ST	ST	ST	ST	ST	ST	ST	ST	ST	ST
Scifres	NR	NR	NR	NR	NR	NR	NR	NR	NR	NR	NR	IN	XX	IN	NR	NR	NR	NR
Sheldon	IN	IN	IN	IN	IN	IN	IN	IN	PL	PL	PL	PL	ST	PL	PL	ST	PL	PL
Smith	IN	IN	IN	IN	IN	IN	IN	IN	ST	ST	ST	ST	ST	PL	ST	ST	ST	ST
Stewart	NR	NR	PL	PL	PL	PL	PL	PL	PL	PL	PL	PL	PL	PL	PL	PL	PL	PL
Stokes	NR	NR	NR	NR	NR	NR	NR	NR	IN	IN	IN	XX	PL	XX	PL	PL	IN	XX
Stubbs	ST	IN	IN	PL	IN	IN	IN	IN	PL	IN	IN	PL	PL	IN	IN	IN	IN	PL
Surtain	PL	PL	PL	PL	PL	PL	PL	PL	PL	PL	PL	PL	PL	PL	PL	PL	PL	PL
Tanner	PL	PL	PL	IN	PL	PL	PL	PL	PL	XX	IN	PL	PL	PL	PL	PL	PL	ST
Taylor	PL	ST	ST	ST	ST	ST	ST	ST	ST	ST	ST	ST	ST	ST	ST	ST	IR	IR
Thomas, L.	PL	PL	PL	PL	PL	PL	PL	PL	PL	PL	PL	PL	PL	PL	ST	ST	ST	ST
Thomas, Z.	ST	ST	ST	ST	ST	ST	ST	ST	ST	ST	ST	ST	ST	ST	ST	ST	ST	ST
Uwaezuoke	NR	NR	NR	NR	NR	NR	NR	NR	NR	PL	PL	PL	IN	IN	PL	IN	PL	PL
Wainright	PL	PL	PL	PL	PL	PL	PL	PL	PL	ST	PL	PL	PL	PL	PL	PL	PL	PL
Walker	PL	PL	PL	PL	PL	PL	PL	PL	PL	PL	PL	PL	PL	PL	PL	PL	PL	PL
Webb	ST	ST	ST	ST	ST	ST	ST	ST	IN	IN	IN	IN	IN	ST	IN	IN	ST	IN
Wilmsmeyer	PL	PL	PL	PL	PL	PL	PL	PL	PL	PL	PL	PL	PL	PL	PL	PL	PL	PL
Wilson	PL	PL	PL	PL	PL	PL	PL	PL	PL	PL	PL	PL	PL	PL	PL	PL	PL	PL
Wooden	ST	PL	IR	IR	IR	IR	IR	IR	IR	IR	IR	IR	IR	IR	IR	IR	IR	IR

LEGEND					
ST	=	STARTED	IN	=	INACTIVE LIST
PL	=	PLAYED	IR	=	INJURED RESERVE
NR	=	NOT ON ROSTER	XX	=	DID NOT PLAY
PS	=	PRACTICE SQUAD	#	=	PLAYOFF GAMES

1998 GAME-BY-

OFFENSE

GAME	WR	LT	LG	C	RG	RT
at Indianapolis	Perry-TE	Webb	Dixon	Ruddy	Donnalley	Brown
Buffalo	Gadsden	Webb	Dixon	Ruddy	Donnalley	Brown
Pittsburgh	Gadsden	Webb	Dixon	Ruddy	Donnalley	Brown
at N.Y. Jets	Gadsden	Webb	Dixon	Ruddy	Donnalley	Brown
at Jacksonville	Gadsden	Webb	Dixon	Ruddy	Donnalley	Brown
St. Louis	Gadsden	Webb	Dixon	Ruddy	Donnalley	Brown
New England	Gadsden	Webb	Dixon	Ruddy	Donnalley	Brown
at Buffalo	Gadsden	Webb	Dixon	Ruddy	Donnalley	Brown
Indianapolis	Gadsden	Smith	Bock	Ruddy	Donnalley	Brown
at Carolina	Gadsden	Smith	Dixon	Ruddy	Donnalley	Brown
at New England	Gadsden	Smith	Dixon	Ruddy	Donnalley	Brown
New Orleans	Gadsden	Smith	Bock	Ruddy	Donnalley	Brown
at Oakland	Lusk -TE	Smith	Bock	Ruddy	Sheldon	Brown
N.Y. Jets	Gadsden	Webb	Bock	Ruddy	Donnalley	Brown
Denver	L. Thomas	Smith	Bock	Ruddy	Donnalley	Brown
at Atlanta	L. Thomas	Smith	Bock	Ruddy	Sheldon	Brown
Buffalo#	L. Thomas	Webb	Smith	Ruddy	Donnalley	Brown
at Denver#	L. Thomas	Smith	Bock	Ruddy	Donnalley	Brown

DEFENSE

GAME	LE	LDT	RDT	RE	LLB	MLB
at Indianapolis	Mixon	Bowens	Gardener	Stubbs	Rodgers	Z. Thomas
Buffalo	Mixon	Bowens	Gardener	Taylor	Rodgers	Z. Thomas
Pittsburgh	Mixon	Bowens	Gardener	Taylor	Rodgers	Z. Thomas
at N.Y. Jets	Mixon	Bowens	Gardener	Taylor	Rodgers	Z. Thomas
at Jacksonville	Taylor	Bowens	Gardener	Mixon	Rodgers	Z. Thomas
St. Louis	Mixon	Bowens	Gardener	Taylor	Rodgers	Z. Thomas
New England	Mixon	Bowens	Gardener	Taylor	Rodgers	Z. Thomas
at Buffalo	Mixon	Bowens	Gardener	Taylor	Rodgers	Z. Thomas
Indianapolis	Mixon	Bowens	Gardener	Taylor	Rodgers	Z. Thomas
at Carolina	Mixon	Bowens	Gardener	Taylor	Rodgers	Z. Thomas
at New England	Mixon	Bowens	Gardener	Taylor	Rodgers	Z. Thomas
New Orleans	Mixon	Bowens	Gardener	Taylor	Rodgers	Z. Thomas
at Oakland	Mixon	Bowens	Gardener	Taylor	Rodgers	Z. Thomas
N.Y. Jets	Mixon	Bowens	Gardener	Taylor	Rodgers	Z. Thomas
Denver	Mixon	Bowens	Gardener	Taylor	Rodgers	Z. Thomas
at Atlanta	Mixon	Bowens	Gardener	Taylor	Rodgers	Z. Thomas
Buffalo#	Burton	Bowens	Gardener	Mixon	Rodgers	Z. Thomas
at Denver#	Burton	Tanner	Gardener	Mixon	Rodgers	Z. Thomas

- Playoff Games

GAMES PLAYED-STARTED-DID NOT PLAY: Abdul-Jabbar 15-15-0, Armstrong 16-0-0, Avery 16-0-0, Ball 0-0-0, Bock 16-6-0, Bowens 16-16-0, Brigance 16-0-0, Bromell 14-0-0, Brown 16-16-0, Buckley 7-0-0, Buckley 16-16-0, Burton 15-0-0, Copeland 2-0-0, Dar Dar 2-0-0, Dixon 11-10-0, Donnalley 14-14-1, Doxzon 9-0-2, Drayton 15-15-0, Erickson 0-0-0, Gadsden 16-12-0, Gardener 16-16-0, Harris 5-0-0, Hollier 16-0-0, *Hill 6-0-0, Huard 2-0-6, Izzo 13-0-0, Jackson 16-15-0, Jacquet 15-0-0, Jones 16-16-0, Jordan 4-0-0, Lusk 3-1-0, Madison 16-16-0, Mare 16-0-0, Marino 16-16-0, Marion 16-16-0, McDuffie 16-16-0, Mixon 16-16-0, Montana 0-0-0, Moore 1-1-0, Parmalee 15-0-0, Perry 14-5-0, Pritchett 16-12-0, Rodgers 16-16-0, Ruddy 16-16-0, Scifres 0-0-1, Sheldon 9-2-0, Smith 8-7-0, Stewart 14-0-0, Stokes 3-0-2, Stubbs 5-1-0, Surtain 16-0-0, Tanner 13-0-1, Taylor 16-15-0, L. Thomas 16-2-0, Z. Thomas 16-16-0, #Uwaezuoke 11-0-0, Wainright 16-1-0, Walker 16-0-0, Webb 9-9-0, Wilmsmeyer 16-0-0, Wilson 16-0-0, Wooden 2-1-0.

*Hill played his first four games with the Buffalo Bills this season; #Uwaezuoke played his first seven games with the San Francisco 49ers this season.

PLAYOFF GAMES PLAYED-STARTED-DID NOT PLAY: Abdul-Jabbar 2-1-0, Armstrong 2-0-0, Avery 2-0-0, Barber 0-0-0, Bock 2-1-0, Bowens 1-1-0, Brigance 2-0-0, Bromell 2-0-0, Brown 2-2-0, Buckley 2-2-0, Burton 2-2-0, Donnalley 2-2-0, Doxzon 1-0-1, Drayton 1-1-0, Gadsden 2-1-0, Gardener 2-2-0, Harris 2-0-0, Hollier 2-0-0, Hill 2-0-0, Huard 1-0-0, Izzo 0-0-0, Jackson 2-2-0, Jacquet 2-0-0, Jones 2-2-0, Lusk 1-0-0, Madison 2-2-0, Mare 2-0-0, Marino 2-2-0, Marion 2-2-0, McDaniel 0-0-0, McDuffie 2-2-0, Mixon 2-2-0, Moore 0-0-0,

1998 GAME-BY-GAME SUMMARIES

GAME 1

DOLPHINS 24, INDIANAPOLIS 15
September 6, 1998

RCA Dome
Indianapolis, IN

Miami recorded its seventh straight victory on opening day, marking the team's first win at the RCA Dome since the 1993 season-opener. The Dolphins scored their first points of 1998 on their initial drive of the season when Olindo Mare capped a 16-play, 76-yard drive with a 22-yard field goal. The march, which consumed 9:19 of the clock, saw Dan Marino complete six of eight passes for 35 yards, including a 16-yard strike to Lamar Thomas on third-and-11 from the Dolphins' 19-yard line. Karim Abdul-Jabbar also rushed for 19 yards on the drive and rookie John Avery busted loose for an 18-yard run to the Colts' 12-yard line on his first NFL carry. The Colts got to the Dolphins' 30-yard line on their first series of the game, but had the drive thwarted when Shawn Wooden stripped the ball from Zack Crockett and Brock Marion recovered at the Dolphins' 24. Indianapolis tied the game on a Mike Vanderjagt 51-yard field goal, 4:07 into the second quarter. The key play was a 42-yard completion from Peyton Manning to Marvin Harrison to the Dolphins' 38-yard line. Miami notched its first touchdown of the year when Marino connected with Oronde Gadsden for a 44-yard touchdown strike on the ensuing series, with 7:59 left in the second quarter. For Gadsden, it was his first NFL reception in his first NFL game. On the next play from scrimmage, Terrell Buckley intercepted a Manning pass and returned it 12 yards to the Colts' four-yard line. Two plays later, Karim Abdul-Jabbar gave the Dolphins a 14-point advantage with a four-yard TD run. The Colts got to the Dolphins' 25-yard line in the third quarter, but Miami's defense came up with their third turnover of the game when Daryl Gardener recorded his first career interception and returned it to the 22-yard line. The Colts got to within 11 points when Vanderjagt hit his second field goal of the game, from 27 yards out, 47 seconds into the fourth quarter. Indianapolis had to settle for another Vanderjagt field goal, this one from 20 yards out with 3:53 remaining, after they had a first down from the Dolphins' 11-yard line. They began the drive at the Dolphins' 41-yard line after Bradford Banta recovered a Charles Jordan fumbled punt. The Dolphins got the ball back at their own 23-yard line with 3:42 to play, and were able to run 2:21 off the clock before having to punt. The key play was a 16-yard run by Abdul-Jabbar on second-and-seven from the Dolphins' 26-yard line. The Colts got the ball back at their own four with 1:32 to play and no timeouts after Patrick Surtain downed a Klaus Wilmsmeyer 45-yard punt. On the second play, Terrell Buckley stepped in front of a Manning pass and raced 21 yards for a touchdown, giving the Dolphins a 15-point margin with just 1:19 left in the game. The Colts registered their only touchdown of the game on a six-yard pass from Manning to Harrison as time expired.

MIAMI	3	14	0	7	-	24
INDIANAPOLIS	0	3	0	12	-	15

M -- FG Mare 22	16/76/9:19	1 - 9:19
I -- FG Vanderjagt 51	5/46/2:06	2 - 4:07
M -- Gadsden, 44 pass from Marino (Mare kick)	6/66/2:54	2 - 7:01
M -- Abdul-Jabbar, 4 run (Mare kick)	2/4/0:07	2 - 7:28
I -- FG Vanderjagt 27	11/69/6:16	4 - :47
I -- FG Vanderjagt 20	9/38/4:25	4 - 11:07
M -- Buckley, 21 interception return (Mare kick)		4 - 13:41
I -- Harrison, 6 pass from Manning (pass failed)	8/80/1:19	4 - 15:00

ATT. - 60,587

	Miami	Indianapolis
First Downs/Total-Rush-Pass-Pen.	15/10-5-0	24/4-16-4
Third Down Efficiency	6-13/46.2%	4-11/36.4%
Total Yards-Plays-Average	272-54-5.0	337-67-5.0
Rushes-Yards-Average	30-137-4.6	26-64-2.5
Net Yards Passing-Sacked-Yards Lost	135-0-0	273-4-29
Passes Attempted-Completed-Intercepted	24-13-0	37-21-3
Punts/Number-Average	5-42.6	3-45.3
Penalties/Number-Yards	5-45	5-50
Fumbles/Number-Lost	2-1	1-1
Time of Possession	27:25	32:35

INDIVIDUAL STATISTICS

RUSHING - Miami: Abdul-Jabbar 23-108, 1 TD; Avery 5-28; Pritchett 1-1; Marino 1-0.
Indianapolis: Faulk 24-56; Crockett 1-5; Pathon 1-3.

PASSING - Miami: Marino 24-13-0, 135 yards, 1 TD.
Indianapolis: Manning 37-21-3, 302 yards, 1 TD.

RECEIVING - Miami: L. Thomas 2-29; McDuffie 2-14; Pritchett 2-10; Perry 2-9; Gadsden 1-44, 1 TD; Abdul-Jabbar 1-10; Drayton 1-9; Avery 1-5; Parmalee 1-5.
Indianapolis: Harrison 5-102, 1 TD; Faulk 4-49; Pathon 4-44; Pollard 3-53; Dilger 3-22; Small 2-32.

INTERCEPTIONS – Miami: Buckley 2-33 yards, 1 TD; Gardener 1-(-1) yards.

Indianapolis: None.

SACKS – Miami: Armstrong 1; Jackson 1; Rodgers 1; Taylor 1.

Indianapolis: None.

MISSED FIELD GOALS – Miami: Mare 51(WL)

Indianapolis: None.

GAME 2

DOLPHINS 13, BUFFALO 7
September 13, 1998

Pro Player Stadium
Miami, FL

The Dolphins tied for the second-best mark in club history with eight sacks, and the defense held Buffalo to just 78 yards of total offense in the second half en route to a 13-7 victory. The win was Miami's fifth straight in home openers, and their fourth consecutive victory at home over the Bills. Neither team could get into the opponents' territory in a scoreless first quarter. In fact, that did not happen until midway through the second quarter when Rob Johnson connected with Eric Moulds for a 19-yard completion to the Dolphins' 37. Three plays later, Johnson and Moulds hooked up for a 13-yard completion to the Dolphins' 28-yard line on third-and-14. On fourth-and-one, Johnson eluded the Miami rush and found Moulds in the end zone for a 28-yard TD strike. The Dolphins got the ball back at their own 20 with 5:20 to play in the half. Dan Marino engineered a nine-play, 80-yard drive that used 4:21 of the clock and ended with a 17-yard scoring pass to Lamar Thomas. On the march, Marino completed all six of his pass attempts, for 86 yards. He had a pair of key third-down completions, a 19-yard strike to O.J. McDuffie on third-and-14 from the Dolphins' 16-yard line, and an 18-yard completion to Thomas on third-and-10 from the Dolphins' 35. On the next play, Marino hit Oronde Gadsden for a 22-yard completion to the Bills' 25-yard line. The score occurred two plays afterward. Miami took the lead on their second possession of the second half when they put together a 10-play, 80-yard drive that consumed 5:45 of the clock and was capped by an Olindo Mare 33-yard field goal. The drive, which started at the Dolphins' four-yard line, saw Karim Abdul-Jabbar rush for 41 yards on four attempts. Patrick Surtain came up with his first career interception on Buffalo's second play of the fourth quarter. That coupled with a 15-yard unnecessary roughness penalty on Buffalo, gave Miami the ball at the Bills' 16-yard line, and set up a Mare 27-yard field goal four plays later. Buffalo could not get into Dolphins' territory on either of their final two series of the game. The key drive, however, was the one the Dolphins put together in between. That possession saw Miami amass 40 yards on 11 plays, and most importantly, chew up 6:39 of the clock. Miami converted two third-down conversions on the march, and got another first down on a third-down play courtesy of a Buffalo offside penalty.

BUFFALO	0	7	0	0	-	7
MIAMI	0	7	3	3	-	13

B – Moulds, 28 pass from Johnson (Christie kick)	7/68/4:02	2 - 9:40
M – L. Thomas 17 pass from Marino (Mare kick)	9/80/4:21	2 - 14:01
M – FG Mare 33	10/80/5:45	3 - 11:31
M – FG Mare 27	4/6/1:26	4 - 2:31

ATT. – 73,097

	Buffalo	Miami
First Downs/Total-Rush-Pass-Pen.	12/6-5-1	12/4-7-1
Third Down Efficiency	4-13/30.8%	4-14/28.6%
Total Yards-Plays-Average	187-54-3.5	259-55-4.7
Rushes-Yards-Average	28-110-3.9	27-116-4.3
Net Yards Passing-Sacked-Yards Lost	77-8-57	143-2-16
Passes Attempted-Completed-Intercepted	18-10-1	26-14-0
Punts/Number-Average	8-45.9	8-44.8
Penalties/Number-Yards	10-70	5-42
Fumbles/Number-Lost	2-0	0-0
Time of Possession	30:09	29:51

INDIVIDUAL STATISTICS

RUSHING – Miami: Abdul-Jabbar 18-75; Avery 9-41.

Buffalo: Johnson 6-42; Smith 13-34; Thomas 9-34.

PASSING – Miami: Marino 26-14-0, 159 yards, 1 TD.

Buffalo: Johnson 18-10-1, 134 yards, 1 TD.

RECEIVING – Miami: McDuffie 5-60; Perry 4-26; L. Thomas 3-42, 1 TD; Gadsden 2-31.

Buffalo: Moulds 5-79, 1 TD; Reed 2-15; Early 1-24; Williams 1-12; Gash 1-4.

INTERCEPTIONS – Miami: Surtain 1-0 yards

Buffalo: None.

SACKS – Miami: Armstrong 2; Bromell 2; Taylor 2; Jones 1; Z. Thomas 1.

Buffalo: Northern 1; Smith 0.5; Washington 0.5.

MISSED FIELD GOALS – Miami: None

Buffalo: None.

GAME 3

DOLPHINS 21, PITTSBURGH 0
September 20, 1998

Pro Player Stadium
Miami, FL

The Dolphins recorded their first shutout in the regular season since 1992, and their first at home since 1987 with a 21-0 win over the Pittsburgh Steelers before a paid crowd of 73,948 at Pro Player Stadium. It also marked the fourth time in the last five seasons that Miami has opened with three straight victories. Two of the Dolphins' three touchdowns on the day came as a result of Steelers turnovers. Pittsburgh had an opportunity for the first points of the day on the first play of the second quarter, but Kenny Mixon blocked a 47-yard field goal attempt by Norm Johnson. After the Dolphins could not get into Steelers territory in the first quarter and on their first possession of the second period, they put together an impressive 11-play, 64-yard drive that used 9:48 of the clock and ended with a Karim Abdul-Jabbar three-yard touchdown run. Dan Marino completed all five of his passes, totaling 57 yards, on the march. Included in that total was a 10-yard completion to Lamar Thomas on third-and-two from the Steelers' 27-yard line. Abdul-Jabbar rushed for 16 yards, including a five-yard gain on third-and-two from the Steelers' nine-yard line. On the first play from scrimmage following the touchdown, Sam Madison picked off a Kordell Stewart pass and returned it 13 yards to the Steelers' 24-yard line. Miami capitalized six plays later when Marino connected with Thomas for an eight-yard TD strike on third-and-goal with 2:39 left in the first half. The pass was tipped by Steelers cornerback Dewayne Washington into Thomas' hands. The second half was played in a steady rain which turned into a torrential downpour by the fourth quarter. The only score of the half came when Zach Thomas stepped in front of a Stewart pass and scampered 17 yards for the second touchdown of his career. Madison accounted for his second interception of the game in the fourth quarter, sealing the Dolphins' shutout.

PITTSBURGH	0	0	0	0	-	0
MIAMI	0	14	7	0	-	21

M - Abdul-Jabbar, 3 run (Mare kick)	11/64/7:08	2 - 9:48
M - L. Thomas, 8 pass from Marino (Mare kick)	6/24/2:09	2 - 12:21
M - Z. Thomas, 17 interception return (Mare kick)		3 - 6:54

ATT. - 73,948

	Pittsburgh	Miami
First Downs/Total-Rush-Pass-Pen.	13/5-3-5	11/5-6-0
Third Down Efficiency	3-14/21.4%	6-16/37.5%
Total Yards-Plays-Average	200-60-3.3	219-61-3.6
Rushes-Yards-Average	24-122-5.1	38-110-2.9
Net Yards Passing-Sacked-Yards Lost	78-1-4	109-1-4
Passes Attempted-Completed-Intercepted	35-11-3	22-14-0
Punts/Number-Average	10-47.5	10-45.8
Penalties/Number-Yards	5-51	10-70
Fumbles/Number-Lost	0-0	2-1
Time of Possession	25:14	34:46

INDIVIDUAL STATISTICS

RUSHING - Miami: Abdul-Jabbar 33-108, 1 TD; Avery 4-4; Marino 1-(-2).
Pittsburgh: Bettis 13-48; McAfee 3-29; Huntley 5-26; Stewart 2-17; Fuamatu-Ma'afala 1-2.

PASSING - Miami: Marino 22-14-0, 113 yards, 1 TD.
Pittsburgh: Stewart 35-11-3, 82 yards, 0 TDs.

RECEIVING - Miami: Gadsden 4-34; McDuffie 3-36; L. Thomas 3-20, 1 TD; Abdul-Jabbar 2-6; Drayton 1-9; Jordan 1-8.
Pittsburgh: Hawkins 3-4; Johnson 2-40; Ward 1-18; Blackwell 1-14; Fuamatu-Ma'afala 1-4; Bettis 1-2; Witman 1-2; McAfee 1-(-2).

INTERCEPTIONS - Miami: Madison 2-21 yards; Z. Thomas 1-17 yards, 1 TD.
Pittsburgh: None.

SACKS - Miami: Bromell 1.
Pittsburgh: Kirkland 1.

MISSED FIELD GOALS - Miami: None.
Pittsburgh: Johnson 47 (B).

GAME 4

N.Y. JETS 20, DOLPHINS 9
October 4, 1998

Giants Stadium
East Rutherford, NJ

The Jets snapped the Dolphins' four-game winning streak in this series with a 20-9 victory before a crowd of 75,257 at Giants Stadium. Miami scored first, with 39 seconds left in the first quarter on an Olindo Mare 46-yard field goal. The field goal capped a seven-play, 33-yard drive, which included a 19-yard completion from Dan Marino to O.J. McDuffie, putting the Dolphins at the Jets' 30-yard line. The Jets took a lead they would not relinquish, 5:29 into the second quarter, on a 10-yard touchdown pass from Vinny Testaverde

to Keyshawn Johnson on third-and-nine. The Jets extended their lead on a John Hall 47-yard field goal with 22 seconds remaining in the first half. The score culminated a nine-play, 60-yard drive that used 3:29 of the clock. New York took a 17-3 advantage with 3:33 to play in the third quarter on a 6-yard touchdown run by Curtis Martin on third-and-goal. The key play on the drive, which covered 43 yards in eight plays, was a 16-yard completion from Testaverde to Keith Byars on fourth-and-one from the Dolphins' 22-yard line. The march began following a Victor Green interception of a Dan Marino pass. Miami recorded its only touchdown of the game on a two-yard pass from Marino to Troy Drayton with 5:42 to play. Two plays earlier, Marino hit Bernie Parmalee for an 11-yard completion on fourth-and-10 from the Jets' 12-yard line, keeping the 14-play, 74-yard march alive. The Dolphins had started the drive at their own 26 after Shane Burton blocked a 44-yard field goal attempt by Hall. The two-point conversion rush attempt by Olindo Mare was unsuccessful. New York got the ball back at their own 25 with 5:31 left in the game. They were able to use 4:54 of that remaining time, and the 11-play, 68-yard drive ended with a 25-yard field goal by Hall.

MIAMI	3	0	0	6	-	9
N.Y. JETS	0	10	7	3	-	20

M - FG Mare 46	7/33/3:19	1 - 14:21
NY - K. Johnson, 10 pass from Testaverde (Hall kick)	10/45/6:08	2 - 5:29
NY - FG Hall 47	9/60/3:29	2 - 14:38
NY - Martin, 6 run (Hall kick)	8/43/4:03	3 - 11:27
M - Drayton, 2 pass from Marino (run failed)	14/74/4:02	4 - 9:18
NY - FG Hall 25	11/68/4:54	4 - 14:12

ATT. - 75,257

	Miami	N.Y. Jets
First Downs/Total-Rush-Pass-Pen.	11/1-9-1	22/8-12-2
Third Down Efficiency	2-12/16.7%	6-16/37.5%
Total Yards-Plays-Average	153-52-2.9	289-72-4.0
Rushes-Yards-Average	15-34-2.3	38-117-3.1
Net Yards Passing-Sacked-Yards Lost	119-3-23	172-2-13
Passes Attempted-Completed-Intercepted	34-15-3	32-19-0
Punts/Number-Average	7-41.4	5-39.2
Penalties/Number-Yards	6-81	5-47
Fumbles/Number-Lost	2-0	2-1
Time of Possession	22:56	37:04

INDIVIDUAL STATISTICS

RUSHING - Miami: Avery 4-20; Abdul-Jabbar 9-16; Marino 1-0; Parmalee 1-(-2).
New York: Martin 36-108, 1 TD; Testaverde 1-5; Ward 1-4.

PASSING - Miami: Marino 31-13-2, 121 yards, 1 TD; Huard 3-2-1, 21 yards, 0 TDs.
New York: Testaverde 32-19-0, 185 yards, 1 TD.

RECEIVING - Miami: Parmalee 3-37; Gadsden 2-30; Perry 2-18; Abdul-Jabbar 2-8; McDuffie 1-19; L. Thomas 1-11; Jordan 1-9; Pritchett 1-5; Avery 1-3; Drayton 1-2, 1 TD.
New York: Byars 6-71; Martin 4-17; K. Johnson 3-28, 1 TD; Brady 2-20; Chrebet 2-18; Ward 1-16; L. Johnson 1-15.

INTERCEPTIONS - Miami: None.
New York: Green 2-7 yards, Mickens 1-0 yards; Smith 0-32 yards.

SACKS - Miami: Taylor 2.
New York: Cascadden 1; Logan 1; Pleasant 1.

MISSED FIELD GOALS - Miami: None.
New York: Hall 44 (BL).

GAME 5

JACKSONVILLE 28, DOLPHINS 21
October 12, 1998

ALLTEL Stadium
Jacksonville, FL

Jacksonville broke open a 21-21 tie with 2:36 to play in the game to record a victory in the first-ever game between these two teams in front of 74,051 fans at Jacksonville's ALLTEL stadium and a national television audience on Monday Night Football. The Jaguars opened the scoring on the first play from scrimmage when Fred Taylor busted loose for a 77-yard touchdown run, the third-longest ever against the Dolphins. The Jaguars went up by 14 points 29 seconds into the second quarter when Taylor scored his second touchdown of the game, a two-yard run which capped a six-play, 53-yard drive. The Dolphins cut the lead in half when Dan Marino hit a wide open Troy Drayton in the end zone for a two-yard scoring pass on third-and-goal. The touchdown capped a 12-play, 69-yard drive that used 6:50 of the clock. Marino accounted for several key completions on the march including a 23-yard pass to Oronde Gadsden and a 26-yard strike to Lamar Thomas. Overall, Marino hit on all five of his passes, for 63 yards during the drive. Terrell Buckley intercepted a Mark Brunell pass on the ensuing series, giving the Dolphins the ball at the Jaguars' 36. The Dolphins could not capitalize, however, as on the next series Aaron Beasley picked off a Marino pass and returned it 34 yards to the Jaguars' 44-yard line. Jacksonville had a chance to build on their lead, but Mike Hollis missed wide right on a 45-yard field goal attempt as time expired in the first half, two plays after Tavian

Banks scampered for a 51-yard run to the Dolphins' 31-yard line. Miami tied the game on the initial possession of the second half when Karim Abdul-Jabbar culminated a nine-play, 55-yard drive with a one-yard touchdown run, the 29th rushing touchdown of his career, tying him with Mercury Morris for second on the Dolphins' all-time list. The score came two plays after Jaguars safety Travis Davis was called for pass interference in the end zone. The key play on the drive was a 25-yard completion from Marino to Ed Perry on third-and-17, followed by a 15-yard unnecessary roughness penalty on the Jaguars, putting Miami at the Jacksonville 22. The Dolphins took the lead with 3:28 left in the third quarter when Marino and Drayton hooked up for the second time in the game, from 15 yards out. The touchdown capped a nine-play, 63-yard drive in which Marino completed all five of his passes, totaling 59 yards. The Jaguars tied the game 3:05 into the fourth quarter on a 23-yard touchdown pass from Brunell to Keenan McCardell. Jacksonville's scoring drive started at the Dolphins' 40-yard line after they pinned Miami deep in its own territory. The Dolphins had a chance to re-gain the lead, but Olinde Mare missed wide right on a 54-yard field goal attempt with 2:44 remaining. On the next play from scrimmage, Brunell connected with McCardell once again, this time for a 56-yard touchdown pass and the winning points. Miami got the ball back at their own 34-yard line with 2:36 to play. They got as far as the Jaguars' 38-yard line before Tony Brackens stripped the ball from Marino, and Brackens recovered the fumble at the Jaguars' 48-yard line.

MIAMI	0	7	14	0	-	21
JACKSONVILLE	7	7	0	14	-	28

J - Taylor, 77 run (Hollis kick)	1/77/0:20	1 - :20
J - Taylor, 2 run (Hollis kick)	6/53/2:34	2 - :29
M - Drayton, 2 pass from Marino (Mare kick)	12/69/6:50	2 - 7:19
M - Abdul-Jabbar, 1 run (Mare kick)	9/55/4:31	3 - 4:31
M - Drayton, 15 pass from Marino (Mare kick)	9/63/5:40	3 - 11:32
J - McCardell, 23 pass from Brunell (Hollis kick)	4/40/1:38	4 - 4:05
J - McCardell, 56 pass from Brunell (Hollis kick)	1/56/0:08	4 - 12:24

ATT. - 74,051

	Miami	Jacksonville
First Downs/Total-Rush-Pass-Pen.	25/77-16-2	13/5-6-2
Third Down Efficiency	6-14/42.9%	2-10/20%
Total Yards-Plays-Average	374-79-4.7	385-43-9.0
Rushes-Yards-Average	28-67-2.4	23-186-8.1
Net Yards Passing-Sacked-Yards Lost	307-2-16	199-2-14
Passes Attempted-Completed-Intercepted	49-30-1	18-12-1
Punts/Number-Average	6-41.7	6-45.7
Penalties/Number-Yards	11-89	8-86
Fumbles/Number-Lost	1-1	1-0
Time of Possession	39:06	20:54

INDIVIDUAL STATISTICS

RUSHING - Miami: Abdul-Jabbar 21-43, 1 TD; Parmalee 3-15; McDuffie 1-5; Avery 3-4.
Jacksonville: Taylor 12-89, 2 TDs; Banks 9-75; Brunell 2-22.

PASSING - Miami: Marino 49-30-1, 323 yards, 2 TDs.
Jacksonville: Brunell 18-12-1, 213 yards, 2 TDs.

RECEIVING - Miami: McDuffie 7-68; Drayton 6-30, 2 TDs; Gadsden 5-91; L. Thomas 4-69; Perry 3-31; Parmalee 2-27; Pritchett 2-9; Avery 1-(-2).
Jacksonville: Barlow 4-50; McCardell 3-86, 2 TDs; Smith 1-41; Shelton 1-19; Mitchell 1-9; Banks 1-6; Taylor 1-2.

INTERCEPTIONS - Miami: Buckley 1-0 yards
Jacksonville: Beasley 1-34 yards.

SACKS - Miami: Armstrong 1; Mixon 1.
Jacksonville: Brackens 1; Paup 1.

MISSED FIELD GOALS - Miami: Mare 54 (WR).
Jacksonville: Hollis 45 (WR).

GAME 6

DOLPHINS 14, ST. LOUIS 0
October 18, 1998

Pro Player Stadium
Miami, FL

The Dolphins recorded a 14-0 shutout, their second in as many home games and the first time in franchise history that they have notched shutouts in back-to-back home games, with a 14-0 win over the St. Louis Rams before a paid crowd of 65,418 at Pro Player Stadium. The teams played to a scoreless first quarter. The closest either club got to a score was when the Dolphins got to the Rams' 21-yard line before Billy Jenkins intercepted a Dan Marino pass in the end zone. St. Louis' deepest penetration in the first half was to the Dolphins' 49-yard line, before being forced to punt. Miami broke the tie with six seconds remaining in the first half when Marino hit Oronde Gadsden for a one-yard touchdown pass on third-and-goal. The score capped an 11-play, 46-yard drive that began following a 31-yard punt return by Terrell Buckley. Three plays prior to the score, Rams cornerback Todd Lyght was called for pass interference in the end zone, giving

Miami a first-and-goal from the one-yard line. The Rams made it into Dolphins territory on each of their first two possessions of the second half, but were turned back on downs both times. Miami took a 14-point lead 4:39 into the fourth quarter on a 19-yard scoring pass from Marino to rookie running back John Avery, the first touchdown of Avery's career. The touchdown culminated a 10-play, 80-yard march which used 5:37 of the clock. Fifty yards on the drive came via the ground, including 34 by Karim Abdul-Jabbar (six atts.) and 16 by Avery (two atts.). St. Louis got as far as the Dolphins' 20-yard line on the ensuing series before a fourth down pass by Tony Banks fell incomplete. The Rams threatened to end their scoring drought when they got to the Miami 44 on their final series of the game, but Dolphins cornerback Patrick Surtain intercepted a Banks pass on second-and-six with 4:09 to play. The Dolphins controlled the clock for 9:57 of the fourth quarter, during which time they amassed 84 yards rushing on 15 attempts.

ST. LOUIS	0	0	0	0	-	0
MIAMI	0	7	0	7	-	14

M - Gadsden, 1 pass from Marino (Mare kick)	11/46/3:12	2 - 14:54
M - Avery, 19 pass from Marino (Mare kick)	10/80/5:37	4 - 4:39

ATT. - 65,418

	St. Louis	Miami
First Downs/Total-Rush-Pass-Pen.	15/3-7-5	16/6-8-2
Third Down Efficiency	4-13/30.8%	5-14/35.7%
Total Yards-Plays-Average	204-57-3.6	245-59-4.2
Rushes-Yards-Average	24-76-3.2	32-141-4.4
Net Yards Passing-Sacked-Yards Lost	128-4-15	104-1-10
Passes Attempted-Completed-Intercepted	29-14-1	26-14-1
Punts/Number-Average	8-46.8	8-42.1
Penalties/Number-Yards	8-65	10-71
Fumbles/Number-Lost	3-1	0-0
Time of Possession	29:12	30:48

INDIVIDUAL STATISTICS

RUSHING - Miami: Avery 11-85; Abdul-Jabbar 17-59; Parmalee 1-0; Marino 3-(-3).

St. Louis: Lee 7-34; Holcombe 13-22; Banks 4-20.

PASSING - Miami: Marino 26-14-1, 114 yards, 2 TDs.

St. Louis: Banks 29-14-1, 143 yards, 0 TDs.

RECEIVING - Miami: Drayton 3-26; McDuffie 3-14; L. Thomas 2-20; Abdul-Jabbar 2-12; Gadsden 2-5, 1 TD;

Avery 1-19, 1 TD; Parmalee 1-18.

St. Louis: Bruce 6-72; Lee 2-32; Conwell 2-18; Holcombe 2-9; Proehl 1-10; Flannery 1-2.

INTERCEPTIONS - Miami: Surtain 1-1 yard.

St. Louis: Jenkins 1-25 yards.

SACKS - Miami: Armstrong 2; Bromell 1; Rodgers 1.

St. Louis: Lyle 1.

MISSED FIELD GOALS - Miami: None.

St. Louis: None.

GAME 7

DOLPHINS 12, NEW ENGLAND 9 (OT)
October 25, 1998

Pro Player Stadium
Miami, FL

The Dolphins won for the fourth straight time at home in 1998, and in the process continued to deny their opponents a touchdown at Pro Player Stadium, where they extended their streak to 14 straight quarters without yielding a touchdown, with a 12-9 overtime win over the New England Patriots. The Dolphins' defense came up big early in the game as each of New England's first three drives started in Miami territory. But the Patriots came away empty-handed each time. The Dolphins took a 3-0 lead on an Olindo Mare 48-yard field goal, 4:34 into the second quarter, capping a 12-play, 59-yard drive. Dan Marino completed five of his six passes on the march, totaling 61 yards. New England had a chance to tie the game on the ensuing series, but Adam Vinatieri was short on a 45-yard field goal attempt. Vinatieri answered with a 41-yard field goal with 6:10 remaining in the third quarter, the first score by a Dolphins opponent at Pro Player Stadium in 13 quarters. The drive started at the Dolphins' 28 after Ty Law intercepted a Marino pass. Vinatieri gave the Patriots a 6-3 edge 5:50 into the fourth quarter on a 30-yard field goal, four plays after a 38-yard pass interference penalty put the Patriots at the Dolphins' 11-yard line. The score started a string of four straight series with a field goal. Miami knotted the score at six apiece on Mare's 38-yard field goal with 5:07 to play. That drive began at the Dolphins' 46-yard line following a 32-yard kickoff return by John Avery. The Patriots got the ball back at their own 21 with 5:07 remaining in the game and embarked on a 10-play, 61-yard drive that ended with a Vinatieri 36-yard field goal with 2:13 to play, giving New England a 9-6 lead. The key play was a 47-yard completion from Drew Bledsoe to Tony Simmons on third-and-eight, giving the Patriots the ball at the Dolphins' 17-yard line. Avery returned the kickoff after the score 37 yards to the Dolphins' 41-yard line. Miami then drove to the Patriots' seven-yard line, setting up Mare's third field goal of the game, a 25-yarder with 49 seconds left to tie the game. A 28-yard completion from Marino to Oronde Gadsden put the Dolphins at the Patriots' 21, and a 16-yard strike to Bernie Parmalee gave Miami a first-and-goal from the five-yard line. The

Dolphins got the ball first in overtime, and started at their own 15-yard line. A 16-yard pass interference penalty on third down put them at their own 31-yard line. Two plays later, Marino hit McDuffie for a 25-yard gain to the Patriots' 40-yard line. Six plays and one first down afterwards, Mare gave the Dolphins their first victory over New England since 1996 with a 43-yard field goal, 4:36 into the overtime period.

NEW ENGLAND	0	0	3	6	0	9
MIAMI	0	3	0	6	3	12

M - FG Mare 48	12/59/7:22	2 - 4:34
NE - FG Vinatieri 41	4/4/1:24	3 - 8:50
NE - FG Vinatieri 30	7/71/3:08	4 - 5:50
M - FG Mare 38	7/33/4:03	4 - 9:53
NE - FG Vinatieri 36	10/61/2:54	4 - 12:47
M - FG Mare 25	9/52/1:24	4 - 14:11
M - FG Mare 43	10/59/4:36	OT - 4:36

ATT. - 73,973

	New England	Miami
First Downs/Total-Rush-Pass-Pen.	13/1-8-4	18/2-15-1
Third Down Efficiency	4-15/26.7%	4-16/25%
Total Yards-Plays-Average	251-57-4.4	333-74-4.5
Rushes-Yards-Average	22-26-1.2	29-70-2.4
Net Yards Passing-Sacked-Yards Lost	225-2-15	263-3-16
Passes Attempted-Completed-Intercepted	33-13-1	42-23-3
Punts/Number-Average	7-44	6-45.7
Penalties/Number-Yards	6-64	8-86
Fumbles/Number-Lost	2-0	1-0
Time of Possession	25:36	39:00

INDIVIDUAL STATISTICS

RUSHING - Miami: Abdul-Jabbar 21-56; Avery 6-17; Marino 1-(-1); Parmalee 1-(-2).

New England: Edwards 19-27; Shaw 1-1; Bledsoe 2-(-2).

PASSING - Miami: Marino 42-23-3, 279 yards, 0 TDs.

New England: Bledsoe 33-13-1, 240 yards, 0 TDs.

RECEIVING - Miami: McDuffie 6-77; Gadsden 4-59; Perry 3-25; Abdul-Jabbar 3-12; Parmalee 2-36; Drayton 2-35; L. Thomas 2-28; Avery 1-7.

New England: Jefferson 4-116; Coates 4-49; Edwards 3-26; Simmons 1-47; Purnell 1-2.

INTERCEPTIONS - Miami: Walker 1-0 yards.

New England: Clay 1-19 yards; Law 1-0 yards; Whigham 1-0 yards.

SACKS - Miami: Burton 1; Gardener 1.

New England: Eaton 1; Mitchell 1; Thomas 1.

MISSED FIELD GOALS - Miami: None.

New England: Vinatieri 45 (S).

GAME 8

BUFFALO 30, DOLPHINS 24
November 1, 1998

Bills Stadium
Orchard Park, NY

The Bills defeated the Dolphins for the second straight time in Buffalo on the strength of 16 unanswered points in the fourth quarter to erase a 24-14 deficit and give the Bills a 30-24 win before 79,011 at Bills Stadium. Buffalo drove into Dolphins territory on the opening series of the game, but could not convert as Steve Christie missed wide left on a 49-yard field goal attempt. Following the missed field goal, the Dolphins drove the length of the field in 11 plays, using 6:24 of the clock, with Dan Marino hitting Oronde Gadsden for a 12-yard touchdown pass on third-and-10. Marino completed five of six passes, totaling 43 yards on the drive, including a trio of third down completions. The score also marked the Dolphins' initial first-quarter touchdown of 1998, and their first touchdown in the opening quarter against the Bills since 1993, a span of ten games. The Bills got the ball at the Dolphins' 34-yard line after they stopped Miami on fourth-and-inches, and then embarked on a seven-play drive that ended with a one-yard touchdown pass from Doug Flutie to Jay Riemersma, snapping the Dolphins string of nine straight quarters in which they had held their opponents without a touchdown. Miami responded with a 10-play, 74-yard drive that used 5:54 of the clock and ended with a Karim Abdul-Jabbar one-yard scoring run, the 30th rushing touchdown of his career, and his 31st overall score. It moved him into sole possession of second on the Dolphins' all-time rushing touchdown chart, and tied him with Jim Kick for eighth on the club's all-time touchdown list. The key plays on the march were a pair of completions from Marino to Gadsden, for 29 and 27 yards, both of which converted third downs. Buffalo tied the score once again, with 1:02 left in the first half, when Flutie and Riemersma combined for their second score of the day, this time from 16 yards out. Miami went back on top on the opening series of the second half when John Avery scored the first rushing touchdown of his career, from one-yard out, capping a nine-play, 71-yard drive that used 4:52 of the clock. The score was set up by a 31-yard run by Abdul-Jabbar to the Bills' seven-yard line two plays earlier, which came on third-and-one. Olindo Mare gave Miami a ten-point lead on a 38-yard field goal 1:21 into the final frame, four plays after Terrell Buckley recovered an Antowain Smith

fumble at the Bills' 28. Buffalo got to within three points of the lead on the very next series when Flutie connected with Eric Moulds for a 48-yard scoring strike. Two plays afterward, Ted Washington stripped the ball from Marino and Phil Hansen recovered at the Dolphins' 13. Four plays later, Christie tied the game on a 22-yard field goal. The Bills took their first lead of the game with 1:58 remaining in the game on Christie's 36-yard field goal, which culminated an 11-play, 54-yard drive that consumed 6:19 of the clock. Buffalo extended its lead with 23 seconds left to play, when Christie converted his third field goal, this one from 25 yards out, four plays after the Bills stopped the Dolphins on fourth down from their own 12. Miami's final attempt fell short as Marino completed a 41-yard pass to O.J. McDuffie to the Bills' four-yard line on the final play of the game, following a 55-yard kickoff return by John Avery.

MIAMI	7	7	7	3	-	24
BUFFALO	0	14	0	16	-	30

M	-	Gadsden, 12 pass from Marino (Mare kick)	11/60/6:24	1	-	10:08
B	-	Riemersma, 1 pass from Flutie (Christie kick)	7/34/3:57	2	-	2:12
M	-	Abdul-Jabbar, 1 run (Mare kick)	10/74/5:54	2	-	8:06
B	-	Riemersma, 16 pass from Flutie (Christie kick)	9/56/4:31	2	-	13:58
M	-	Avery, 1 run (Mare kick)	9/71/4:52	3	-	4:52
M	-	FG Mare 38	4/8/1:47	4	-	1:21
B	-	Moulds 48 pass from Flutie (Christie kick)	4/70/1:53	4	-	3:14
B	-	FG Christie 22	4/9/1:34	4	-	5:06
B	-	FG Christie 36	11/54/6:19	4	-	13:02
B	-	FG Christie 25	4/5/1:00	4	-	14:37

ATT. - 79,011

	Miami	Buffalo
First Downs/Total-Rush-Pass-Pen.	15/6-8-1	16/5-11-0
Third Down Efficiency	6-14/42.9%	6-13/46.2%
Total Yards-Plays-Average	296-63-4.7	313-57-5.5
Rushes-Yards-Average	33-128-3.9	30-116-3.9
Net Yards Passing-Sacked-Yards Lost	168-3-28	197-1-9
Passes Attempted-Completed-Intercepted	27-15-0	26-15-1
Punts/Number-Average	5-35	3-45.7
Penalties/Number-Yards	5-35	4-27
Fumbles/Number-Lost	1-1	1-1
Time of Possession	31:33	28:27

INDIVIDUAL STATISTICS

RUSHING - Miami: Abdul-Jabbar 22-97, 1 TD; Avery 9-17, 1 TD; Marino 1-10; Parmalee 1-4.

Buffalo: A. Smith 21-82; T. Thomas 6-23; Flutie 2-9; Gash 1-2.

PASSING - Miami: Marino 27-15-0, 196 yards, 1 TD.

Buffalo: Flutie 26-15-1, 206 yards, 3 TDs.

RECEIVING - Miami: Gadsden 3-68, 1 TD; McDuffie 3-57; L. Thomas 2-34; Drayton 2-13; Abdul-Jabbar 2-9;

Parmalee 2-7; Perry 1-8.

Buffalo: Reed 5-72; Moulds 3-61, 1 TD; K. Williams 2-21; Riemersma 2-17, 2 TDs; Gash 1-14; Thomas

1-14; L. Johnson 1-7.

INTERCEPTIONS - Miami: Buckley 1-0 yards.

Buffalo: None.

SACKS - Miami: Burton 1.

Buffalo: Hansen 1.5; Washington 1; B. Smith 0.5.

MISSED FIELD GOALS - Miami: None.

Buffalo: Christie 49 (WL).

GAME 9

DOLPHINS 27, INDIANAPOLIS 14
November 8, 1998

Pro Player Stadium
Miami, FL

The Dolphins recorded their fifth straight home victory to open the season on the strength of a 20-point first half and defeated the Indianapolis Colts by a 27-14 score before a paid crowd of 73,400 at Pro Player Stadium. Miami got on the board first on their fourth play of the game when Dan Marino connected with O.J. McDuffie for a 61-yard touchdown pass, the longest reception in McDuffie's career and the 300th regular season catch of his career. Miami extended its margin on the third play of the second quarter when Marino and McDuffie combined once again, this time for a six-yard score. The touchdown capped a 12-play, 86-yard drive that consumed 8:11 of the clock. Marino completed all five of his pass attempts on the drive, totaling 48 yards. Miami added an Olindo Mare field goal on its following possession, six plays after Sam Madison intercepted a Peyton Manning pass at the Dolphins' 49-yard line. The key play was a 29-yard pass interference penalty on the Colts, putting the Dolphins at the Indianapolis nine-yard line. On their ensuing series, the Dolphins took over at their own 20-yard line with 3:32 left in the first half, and Marino engineered a 12-play, 75-yard drive that ended with a Mare 23-yard field goal as time expired in the half. Marino completed each of his first six passes on the drive, totaling 47 yards. The Dolphins opened a 27-point lead on the second play of the fourth

quarter when John Avery scored on an eight-yard run. Avery's run capped a 44-yard drive in which he accounted for 35 yards rushing. The Colts answered on the ensuing series with an 11-play, 71-yard drive that used 7:18 of the clock and ended with a Marshall Faulk six-yard scoring run. The score snapped a string of 17 straight quarters in which the Dolphins had not allowed a touchdown at Pro Player Stadium. Peyton Manning connected with Marcus Pollard for the two-point conversion. Indianapolis notched their second touchdown of the afternoon with 2:20 remaining in the game, on a nine-yard touchdown pass from Manning to Ken Dilger, four plays after Monty Montgomery intercepted a Marino pass and scampered 22 yards to the Dolphins' 22-yard line.

INDIANAPOLIS	0	0	0	14	-	14
MIAMI	7	13	0	7	-	27

M - McDuffie, 61 pass from Marino (Mare kick)	4/80/2:06	1 - 5:36
M - McDuffie, 6 pass from Marino (Mare kick)	12/86/8:11	2 - 1:29
M - FG Mare 21	6/47/2:51	2 - 6:52
M - FG Mare 23	12/75/3:32	2 - 15:00
M - Avery, 8 run (Mare kick)	9/44/4:57	4 - :49
I - Faulk, 6 run (Pollard pass from Manning)	11/71/6:29	4 - 7:18
I - Dilger, 9 pass from Manning (pass failed)	4/22/0:59	4 - 12:40

ATT. - 73,400

	Indianapolis	Miami
First Downs/Total-Rush-Pass-Pen.	21/8-9-4	20/7-11-2
Third Down Efficiency	5-14/35.7%	2-7/28.6%
Total Yards-Plays-Average	254-68-3.7	359-60-6.0
Rushes-Yards-Average	26-114-4.4	33-152-4.6
Net Yards Passing-Sacked-Yards Lost	140-0-0	207-0-0
Passes Attempted-Completed-Intercepted	42-22-2	27-18-1
Punts/Number-Average	6-45.2	3-39.7
Penalties/Number-Yards	4-61	9-70
Fumbles/Number-Lost	1-0	1-1
Time of Possession	31:07	28:53

INDIVIDUAL STATISTICS

RUSHING - Miami: Avery 21-99, 1 TD; Abdul-Jabbar 9-48; McDuffie 1-4; Doxzon 1-3; Marino 1-(-2)

Indianapolis: Faulk 21-88, 1 TD; Warren 4-22; Pathon 1-4.

PASSING - Miami: Marino 27-18-1, 207 yards, 2 TDs.

Indianapolis: Manning 42-22-2, 140 yards, 1 TD.

RECEIVING - Miami: McDuffie 9-132, 2 TDs; Parmalee 2-28; Avery 2-19; L. Thomas 2-17; Pritchett 2-12;

Abdul-Jabbar 1-(-1).

Indianapolis: Harrison 5-32; Small 4-32; Faulk 4-16; Pathon 3-23; Dilger 3-22, 1 TD; Warren 1-7; Green

1-6; Greene 1-2.

INTERCEPTIONS - Miami: Buckley 1-16 yards; Madison 1-0 yards.

Indianapolis: Montgomery 1-22 yards.

SACKS - Miami: None.

Indianapolis: None.

MISSED FIELD GOALS - Miami: None.

Indianapolis: None.

GAME 10

DOLPHINS 13, CAROLINA 9
November 15, 1998

Ericsson Stadium
Charlotte, NC

Miami recorded its first road victory since the season-opener by defeating Carolina in its first-ever visit to Ericsson Stadium by a 13-9 score before a crowd of 67,887. The Dolphins scored the first points of the game on the opening possession on Karim Abdul-Jabbar's one-yard touchdown run, which capped an 11-play, 92-yard drive that consumed 5:58 of the clock, marking Miami's longest scoring drive of the season in terms of yards. Abdul-Jabbar rushed for a total of 55 yards on five attempts on the drive. The Panthers responded with an 11-play, 45-yard drive that ended with a John Kasay 32-yard field goal. The scoring march began at the Panthers' 41 following a Michael Bates 39-yard kickoff return. A Kevin Greene interception of a Dan Marino pass, which was returned 18 yards to the Dolphins' 15-yard line, set up the next score of the game, a 27-yard field goal by Kasay 5:03 into the second quarter, five plays after the turnover. Miami got its next points of the afternoon on an Olindo Mare 22-yard field goal as time expired in the first half. The drive started at the Panthers' 49-yard line after a punt and a 15-yard unnecessary roughness penalty on Carolina. The key play was a 30-yard run by Abdul-Jabbar to the Panthers' eight-yard line. The Panthers got to the Dolphins' 17-yard line on their first possession of the second half, but were stopped on fourth-and-one. Miami took a seven-point lead 48 seconds into the fourth quarter on another 22-yard field goal by Mare. The score culminated a 10-play, 48-yard drive which started at the Dolphins' 47-yard line following a Brian Walker interception of a Steve Beuerlein pass. After stopping the Dolphins deep in their own territory, the Panthers got the ball at the Dolphins' 39-yard line after a 16-yard punt return by Winslow Oliver. That led to Kasay's third field goal of the

game, a 43-yarder with 8:45 remaining in the contest. Walker came up with his second interception of the game on Carolina's next series, and the Dolphins were able to run out the final 5:03 of the contest on the strength of a third down conversion and a fourth down conversion. Both came on Marino passes, a 19-yard completion to O.J. McDuffie on third-and-nine from the Dolphins' 41-yard line, and a five-yard strike to Oronde Gadsden on fourth-and-three from the Panthers' 33-yard line. The game marked the 34th time in Dan Marino's career that he did not throw a touchdown pass, and he is now 14-20 in those games, including a 2-0 mark this year.

MIAMI	7	3	0	3	-	13
CAROLINA	3	3	0	3	-	9

M - Abdul-Jabbar, 1 run (Mare kick)	11/92/5:58	1 - 5:58
C - FG Kasay 32	11/45/5:08	1 - 11:06
C - FG Kasay 27	5/6/1:53	2 - 5:03
M - FG Mare 22	9/45/3:54	2 - 15:00
M - FG Mare 22	10/48/5:08	4 - :48
C - FG Kasay 43	5/14/2:04	4 - 6:15

ATT. - 67,887

	Miami	Carolina
First Downs/Total-Rush-Pass-Pen.	15/8-7-0	12/2-9-1
Third Down Efficiency	5-13/38.5%	3-13/23.1%
Total Yards-Plays-Average	315-62-5.1	210-52-4.0
Rushes-Yards-Average	40-184-4.6	18-62-3.4
Net Yards Passing-Sacked-Yards Lost	131-1-9	148-4-12
Passes Attempted-Completed-Intercepted	21-14-1	30-17-2
Punts/Number-Average	5-45.4	3-37.7
Penalties/Number-Yards	6-60	4-50
Fumbles/Number-Lost	3-0	2-0
Time of Possession	35:05	24:55

INDIVIDUAL STATISTICS

RUSHING - Miami: Abdul-Jabbar 25-127, 1 TD; Avery 12-53; Lusk 1-7; Marino 2-(-3).

Carolina: Biakabutuka 8-38; Lane 6-15; Floyd 3-7; Beurlein 1-2.

PASSING - Miami: Marino 21-14-1, 140 yards, 0 TDs.

Carolina: Beurlein 30-17-2, 160 yards, 0 TDs.

RECEIVING - Miami: McDuffie 7-96; Gadsden 3-21; L. Thomas 2-14; Drayton 1-7; Abdul-Jabbar 1-2.

Carolina: Walls 8-84; Ismail 5-50; Muhammad 3-21; Johnson 1-5.

INTERCEPTIONS - Miami: Walker 2-12 yards.

Carolina: Greene 1-18 yards.

SACKS - Miami: Jones 2; Armstrong 1; Taylor 1.

Carolina: Jones 1.

MISSED FIELD GOALS - Miami: None.

Carolina: None.

GAME 11

NEW ENGLAND 26, DOLPHINS 23
November 23, 1998

Foxboro Stadium
Foxboro, MA

Miami dropped its fourth consecutive contest at Foxboro Stadium when Drew Bledsoe connected with Shawn Jefferson for a 25-yard touchdown pass with just 29 seconds to play to give the Patriots a 26-23 win before a crowd of 58,729. The loss was the third straight by the Dolphins on Monday Night Football, dating back to last year. The Dolphins got the first points of the game on their second possession when Dan Marino hit Oronde Gadsden in stride for a 35-yard touchdown on fourth-and-10. Miami reached Patriots territory on a 26-yard pass from Marino to Troy Drayton on the first play of the drive. The Patriots tied the game on the ensuing series, almost four minutes later, on an eight-yard scoring pass from Drew Bledsoe to Ben Coates. A 38-yard completion from Bledsoe to Jefferson on the initial play of the march put New England in Miami territory, and a 14-yard reception by Coates converted a third-and-one from the Dolphins' 21. Miami regained the lead with 7:05 remaining in the first half when Marino and Gadsden hooked up for an 11-yard touchdown on third-and-seven, capping a four-play drive that began at the Patriots' 37-yard line after Sam Madison intercepted a Drew Bledsoe pass and returned it 31 yards. The Patriots cut their deficit to four points on the following series on an Adam Vinatieri 25-yard field goal with 1:08 left in the first half. The score capped a 14-play, 72-yard drive that used 5:57 of the clock. Bledsoe and Jefferson combined for a 33-yard completion on the first play of the drive, which put New England on the Miami end of the field. Overall on the drive, Bledsoe completed six of his nine passes for 72 yards, and he also ran for a yard on third-and-one. New England got to within one point 5:58 into the third quarter on Vinatieri's second field goal of the night, from 44 yards out, culminating a seven play, 45-yard drive. A 46-yard pass from Bledsoe to Robert Edwards, again on the first play of the drive, put the Patriots at the Dolphins' 25. The Dolphins responded with a nine-play, 71-yard drive that resulted in an Olindo Mare 21-yard field goal with 4:40 left in the third quarter. The Patriots answered on the following series with a 45-yard field goal by Vinatieri, after Bledsoe completed each of his first three pass-

es on the drive, totaling 35 yards. The Patriots took their first lead of the night 5:59 into the final frame on a Vinatieri 24-yard field goal, four plays after Bledsoe hit Tony Carter for a 49-yard strike on third-and-two from their own 37-yard line. The Dolphins took over at the Patriots' 48-yard line after a 31-yard kickoff return by John Avery and a 15-yard penalty on the Patriots. Dan Marino then guided Miami on an eight-play, 48-yard drive that ended with a Karim Abdul-Jabbar four-yard touchdown run, giving the Dolphins a four-point edge with 3:22 to play. But New England put together its fifth straight scoring drive that ended with the game-winning points. The march consumed 15 plays, 80 yards and 2:53 of the clock, and saw the Patriots convert a pair of third downs and two fourth downs. After starting at their own four-yard line with just 29 seconds to play, the Dolphins got as far as the New England 37-yard line before time expired.

MIAMI	7	7	3	6	-	23
NEW ENGLAND	7	3	6	10	-	26

M - Gadsden, 35 pass from Marino (Mare kick)	8/72/4:08	1 - 6:43
NE - Coates, 8 pass from Bledsoe (Vinatieri kick)	6/68/3:50	1 - 10:33
M - Gadsden, 11 pass from Marino (Mare kick)	4/37/1:26	2 - 7:55
NE - FG Vinatieri 25	14/72/5:57	2 - 13:52
NE - FG Vinatieri 44	7/45/2:51	3 - 5:58
M - FG Mare 21	9/71/4:22	3 - 10:20
NE - FG Vinatieri 45	7/44/4:09	3 - 14:29
NE - FG Vinatieri 24	9/88/3:39	4 - 5:59
M - Abdul-Jabbar, 4 run (pass failed)	8/48/5:39	4 - 11:48
NE - Jefferson, 25 pass from Bledsoe (Vinatieri kick)	15/80/2:53	4 - 14:31

ATT. - 58,729

	Miami	New England
First Downs/Total-Rush-Pass-Pen.	17/1-13-3	21/2-18-1
Third Down Efficiency	3-13/23.1%	8-19/42.1%
Total Yards-Plays-Average	322-57-5.6	455-74-6.1
Rushes-Yards-Average	19-33-1.7	19-41-2.2
Net Yards Passing-Sacked-Yards Lost	289-0-0	414-1-9
Passes Attempted-Completed-Intercepted	38-24-1	54-28-2
Punts/Number-Average	5-43.2	2-43.5
Penalties/Number-Yards	7-46	10-97
Fumbles/Number-Lost	0-0	0-0
Time of Possession	27:17	32:43

INDIVIDUAL STATISTICS

RUSHING - Miami: Avery 8-18; Abdul-Jabbar 10-10, 1 TD; Parmalee 1-5.

New England: Edwards 14-24; Bledsoe 3-18; Cullors 1-0; Shaw 1-(-1).

PASSING - Miami: Marino 38-24-1, 289 yards, 2 TDs.

New England: Bledsoe 54-28-2, 423 yards, 2 TDs.

RECEIVING - Miami: McDuffie 8-86; Drayton 4-51; Gadsden 3-49, 2 TDs; Pritchett 3-28; Perry 2-59;

Parmalee 2-4; Avery 1-8; Abdul-Jabbar 1-4.

New England: Coates 9-78, 1 TD; Glenn 7-66; Jefferson 6-131, 1 TD; Simmons 4-53; Carter 1-49; Edwards 1-46.

INTERCEPTIONS - Miami: Madison 2-58 yards.

New England: Israel 1-0 yards.

SACKS - Miami: Bromell 1.

New England: None.

MISSED FIELD GOALS - Miami: None.

New England: None.

GAME 12

DOLPHINS 30, NEW ORLEANS 10
November 29, 1998

Pro Player Stadium
Miami, FL

The Dolphins recorded their first victory over the Saints since 1986, marking their fourth straight win over an NFC team, as they exploded for their largest offensive output of the season with 375 yards in their 30-10 win before a paid attendance of 73,216 at Pro Player Stadium. The Saints' only touchdown of the game came on an interception return, marking the fifth time this year that the Dolphins' defense did not allow a touchdown, four of them coming at Pro Player Stadium. The Saints notched the first points of the game on a Doug Brien 43-yard field goal, 7:57 into the contest. The score occurred five plays after Eric Guilford returned a punt 40 yards to the Dolphins' 43-yard line. Miami tied the score on an Olindo Mare 27-yard field goal, 1:16 into the second quarter, capping a nine-play, 60-yard drive, in which a 27-yard pass from Dan Marino to Troy Drayton put the Dolphins at the Saints' 27-yard line. New Orleans re-gained the lead with 5:43 left in the first half when Rob Kelly picked off a Marino pass and raced 79 yards down the left sideline for a touchdown. Miami answered with an eight-play, 70-yard drive that ended with a 22-yard scoring pass from Marino to O.J. McDuffie on third-and-eight, with 1:53 remaining in the half. Sam Madison intercepted a Kerry Collins pass on the next play from scrimmage, giving Miami the ball at the New Orleans 45-yard line with 1:38 on the clock.

The Dolphins traveled to the Saints' 15-yard line before Mare came on to convert his second field goal of the day, a 32-yarder with 41 seconds left in the half. Mare connected on his third try, from 34 yards away, 6:56 into the third quarter, extending the Dolphins' lead to six points. The Dolphins widened the gap on the first play of the fourth quarter when Marino and McDuffie combined for a seven-yard scoring strike, marking the 400th touchdown pass in Marino's career. The play culminated a 10-play, 82-yard drive that used 5:08 of the clock. Miami followed up that series with a nine-play, 35-yard drive that ended with a nine-yard TD connection from Marino to McDuffie on third-and-nine. The Dolphins did not allow the Saints into their end of the field the entire second half, during which time Miami limited New Orleans to just 65 yards of total offense. In fact, the Saints made it into Dolphins territory on just two of their 13 possessions of the game.

NEW ORLEANS	3	7	0	0	-	10
MIAMI	0	13	3	14	-	30

NO - FG Brien 43	5/18/2:07	1 - 7:57
M - FG Mare 27	9/60/2:55	2 - 1:16
NO - Kelly, 79 interception return (Brien kick)		2 - 9:17
M - McDuffie, 22 pass from Marino (Mare kick)	8/70/3:50	2 - 13:07
M - FG Mare 32	8/30/0:57	2 - 14:19
M - FG Mare 34	7/39/3:39	3 - 6:56
M - McDuffie, 7 pass from Marino (Mare kick)	10/82/5:08	4 - :05
M - McDuffie, 9 pass from Marino (Mare kick)	9/35/5:26	4 - 7:26

ATT. - 73,216

	New Orleans	Miami
First Downs/Total-Rush-Pass-Pen.	11/4-6-1	24/6-15-3
Third Down Efficiency	1-10/10%	10-19/52.6%
Total Yards-Plays-Average	157-47-3.3	375-78-4.8
Rushes-Yards-Average	17-87-5.1	38-120-3.2
Net Yards Passing-Sacked-Yards Lost	70-6-40	255-0-0
Passes Attempted-Completed-Intercepted	24-9-3	40-22-1
Punts/Number-Average	7-49.6	6-43.8
Penalties/Number-Yards	4-50	6-51
Fumbles/Number-Lost	2-1	1-0
Time of Possession	20:15	39:45

INDIVIDUAL STATISTICS

RUSHING - Miami: Abdul-Jabbar 18-72; Avery 14-39; Pritchett 2-6; Doxzon 1-3; Marino 3-0.

New Orleans: Collins 5-35; Craver 3-27; Perry 2-22; L. Smith 7-3.

PASSING - Miami: Marino 40-22-1, 255 yards, 3 TDs.

New Orleans: Collins 24-9-3, 110 yards, 0 TDs.

RECEIVING - Miami: McDuffie 9-102, 3 TDs; Gadsden 4-60; L. Thomas 4-37; Drayton 2-27; Abdul-Jabbar 2-10; Jacquet 1-19.

New Orleans: Dawkins 2-24; Hastings 2-19; Craver 2-18; Cleeland 1-29; Bech 1-17; L. Smith 1-3.

INTERCEPTIONS - Miami: Buckley 1-2 yards; Madison 1-0 yards; Walker 1-0 yards.

New Orleans: Kelly 1-79 yards, 1 TD.

SACKS - Miami: Bromell 2; Armstrong 1; Mixon 1; Z. Thomas 1; Team 1.

New Orleans: None.

MISSED FIELD GOALS - Miami: None.

New Orleans: None.

GAME 13

DOLPHINS 27, OAKLAND 17
December 6, 1998

Network Associates Coliseum
Oakland, CA

The Dolphins notched their second straight win in Oakland on the strength of a defense that tied a club record with six interceptions on the way to a 27-17 win before 61,254 at Network Associates Coliseum. The defense also kept Raiders quarterbacks on the move all afternoon with eight sacks, which tied for the second-most in team history. The Raiders got the first break of the game when Terry Wooden blocked a Klaus Wilmsmeyer punt, giving the Raiders possession at the Dolphins' seven-yard line. Two plays later, however, Zach Thomas tipped a Donald Hollas pass in the end zone intended for Rickey Dudley, and Sam Madison intercepted. Miami capitalized when Olindo Mare hit a 25-yard field goal, four plays after Karim Abdul-Jabbar broke loose for a 45-yard run to the Raiders' 14-yard line. In addition, Dan Marino connected with O.J. McDuffie for a 21-yard completion on third-and-10 from the Dolphins' 20-yard line. Oakland began the following drive at their own nine-yard. A Robert Jones sack put Oakland at their own two-yard line and on the next play, Zach Thomas picked off a Hollas pass on third down and returned it one yard for the third interception return for a touchdown of his career and his second this season, with both figures tying team records. Dwight Hollier recovered a Rodney Williams fumble at the Raiders' 22-yard line on the kickoff that followed, leading to a 19-yard touchdown pass from Dan Marino to Oronde Gadsden three plays later. Oakland's first points of the game came on a Greg Davis 40-yard field goal, four plays after Harvey Williams connected with Tim Brown for a 27-yard completion to the Dolphins' 11-yard line. The Dolphins' defense accounted for their

second touchdown of the game when Robert Jones intercepted a Hollas pass and returned it 14 yards for his first career touchdown, with 2:38 remaining in the first half. The score was the second by the Dolphins off of an interception on the day and their fourth of the year, both equaling club records. Darrell Russell recovered a Dan Marino fumble at the Dolphins' nine-yard line on Miami's first possession of the second half, leading to a seven-yard touchdown pass from Hollas to Tim Brown two plays later. Following that score, however, the Dolphins' defense went three consecutive series in which they intercepted an Oakland pass. Miami then added three points on a Mare 47-yard field goal with 3:14 left in the game, capping a 10-play, 36-yard drive. The Raiders notched their final score of the day when Wade Wilson hit Brown for a two-yard touchdown pass with just 1:27 on the game clock, culminating a nine-play, 76-yard drive.

MIAMI	17	7	0	3	-	27
OAKLAND	0	3	7	7	-	17

M - FG Mare 25	8/73/4:36	1 - 11:24
M - Z. Thomas, 1 interception return (Mare kick)		1 - 12:10
M - Gadsden, 19 pass from Marino (Mare kick)	3/22/0:53	1 - 13:14
O - FG Davis 40	10/41/3:42	2 - 9:33
M - Jones, 14 interception return (Mare kick)		2 - 12:22
O - Brown, 7 pass from Hollas (Davis kick)	2/9/0:44	3 - 4:59
M - FG Mare 47	10/36/6:04	4 - 11:46
O - Brown, 2 pass from Wilson (Davis kick)	9/76/1:47	4 - 13:33

ATT. - 61,254

	Miami	Oakland
First Downs/Total-Rush-Pass-Pen.	9/2-7-0	20/7-12-1
Third Down Efficiency	5-18/27.8%	7-16/43.8%
Total Yards-Plays-Average	260-64-4.1	314-75-4.2
Rushes-Yards-Average	31-90-2.9	23-107-4.7
Net Yards Passing-Sacked-Yards Lost	170-0-0	207-8-47
Passes Attempted-Completed-Intercepted	33-22-0	44-21-6
Punts/Number-Average	8-35.1	5-46.8
Penalties/Number-Yards	4-25	6-43
Fumbles/Number-Lost	2-1	2-1
Time of Possession	33:44	26:16

INDIVIDUAL STATISTICS

RUSHING - Miami: Abdul-Jabbar 19-94; McDuffie 1-2; Pritchett 1-0; Avery 6-(-2); Marino 4-(-4).

Oakland: H. Williams 6-55; Kaufman 10-26; Hollas 3-15; Ritchie 2-6; Wilson 2-5.

PASSING - Miami: Marino 33-22-0, 170 yards, 1 TD.

Oakland: Hollas 31-12-6, 152 yards, 1 TD; Wilson 12-8-0, 75 yards, 1 TD; H. Williams 1-1-0, 27 yards, 0 TDs.

RECEIVING - Miami: McDuffie 5-45; Parmalee 4-35; Perry 3-19; Pritchett 3-9; Gadsden 2-22, 1 TD; Abdul-Jabbar 2-21; L. Thomas 2-15; Avery 1-4.

Oakland: Brown 9-104, 2 TDs; H. Williams 4-28; Ritchie 4-23; Jett 2-49; Mickens 1-29; Shedd 1-21.

INTERCEPTIONS - Miami: R. Jones 2-14 yards, 1 TD; Z. Thomas 2-4 yards, 1 TD. Buckley 1-45 yards; Madison 1-0 yards.

Oakland: None.

SACKS - Miami: Armstrong 2.5; Jones 2; Taylor 2; Madison 1; Rodgers 0.5.

Oakland: None.

MISSED FIELD GOALS - Miami: Mare 46 (WR), 43 (WR).

Oakland: Davis 48 (WL).

GAME 14

N.Y. JETS 21, DOLPHINS 16
December 13, 1998

Pro Player Stadium
Miami, FL

Not only did the Dolphins miss out on a chance to clinch a playoff spot, but they could have taken a one-game lead in the AFC East with just two weeks to play in the season. In an ESPN Sunday night contest, Miami dropped a 21-16 decision to the N.Y. Jets before a paid crowd of 74,369 at Pro Player Stadium. The victory by the Jets was their first in Miami since 1993, the same year they last swept a season series from the Dolphins. Miami took a 3-0 lead following their second series of the game when Olindo Mare converted a 24-yard field goal to cap a 15-play, 73-yard drive that used 7:44 of the clock. Karim Abdul-Jabbar rushed for 34 yards on seven carries on the drive, in which Dan Marino also threw for 49 yards. The Jets answered to take the lead with 1:25 to play in the opening period when Vinny Testaverde found Wayne Chrebet in the end zone for a 12-yard touchdown strike, one play after Testaverde and Chrebet combined for a 52-yard completion on third-and-10 from the Jets' 36-yard line. New York had a chance to go up by ten points with 8:07 left in the second quarter, but Shane Burton blocked a 32-yard field goal attempt by John Hall. After stopping Miami deep in its own territory, the Jets got the ball at their own 44-yard line on their second series of the second half. Testaverde connected with Kyle Brady for a 35-yard completion on the next play from scrimmage, leading to a Curtis Martin nine-yard scoring run three plays afterward, giving New York a 14-3 advantage. The

Dolphins got to the Jets 10-yard line early in the fourth quarter, but on third down Victor Green picked off a Marino pass and returned it 87 yards to the Dolphins' nine-yard line. Two plays later, Terrell Buckley intercepted a Testaverde pass in the end zone and brought it back 61 yards to the Jets' 41-yard line. That led to a three-yard TD pass from Marino to O.J. McDuffie five plays later, on third-and-goal. Patrick Surtain recovered the ensuing onside kick. The Dolphins, however, were stopped on fourth-and-one from the Jets' 45. The Jets got to the Dolphins' 27-yard line after taking over on downs, but Trace Armstrong recovered a Martin fumble, putting Miami at their own 34-yard line. Two plays later, though, Chad Cascadden stripped Marino of the ball, recovered and raced 23 yards for a touchdown, with 1:51 remaining. The Dolphins put together a 14-play, 80-yard drive that used 1:48 of the clock and resulted in a Stanley Pritchett one-yard touchdown run, the first rushing score of his NFL career.

N.Y. JETS	7	0	7	7	-	21
MIAMI	3	0	0	13	-	16

M - FG Mare 24	15/73/7:44	1 - 11:58
NY - Chrebet, 12 pass from Testaverde (Hall kick)	5/82/1:37	1 - 13:35
NY - Martin, 9 run (Hall kick)	4/56/2:07	3 - 5:31
M - McDuffie, 3 pass from Marino (Mare kick)	5/41/2:48	4 - 8:35
NY - Cascadden, 23 fumble return (Hall kick)		4 - 13:09
M - Pritchett, 1 run (pass failed)	14/80/1:48	4 - 14:57

ATT. - 74,369

	N.Y. Jets	Miami
First Downs/Total-Rush-Pass-Pen.	16/5-9-2	22/5-16-1
Third Down Efficiency	4-11/36.4%	7-18/38.9%
Total Yards-Plays-Average	311-52-6.0	357-80-4.5
Rushes-Yards-Average	23-79-3.4	18-79-4.4
Net Yards Passing-Sacked-Yards Lost	232-0-0	278-5-43
Passes Attempted-Completed-Intercepted	29-17-1	57-30-1
Punts/Number-Average	5-42.6	7-41.4
Penalties/Number-Yards	5-40	6-44
Fumbles/Number-Lost	2-1	2-1
Time of Possession	26:59	33:01

INDIVIDUAL STATISTICS

RUSHING - Miami: Abdul-Jabbar 10-42; Avery 6-25; Pritchett 2-12, 1 TD.

N.Y. Jets: Martin 19-68, 1 TD; Testaverde 4-11.

PASSING - Miami: Marino 57-30-1, 321 yards, 1 TD.

N.Y. Jets: Testaverde 29-17-1, 232 yards, 1 TD.

RECEIVING - Miami: McDuffie 11-105, 1 TD; Jacquet 5-68; L. Thomas 4-52; Perry 3-42; Parmalee 2-24; Gadsden 2-18; Abdul-Jabbar 1-4; Avery 1-4; Pritchett 1-4.

N.Y. Jets: Chrebet 5-105, 1 TD; K. Johnson 5-44; Brady 2-42; Ward 2-31; Baxter 1-6; Van Dyke 1-4; Martin 1-0.

INTERCEPTIONS - Miami: Buckley 1-61 yards.

N.Y. Jets: Green 1-87 yards.

SACKS - Miami: None.

N.Y. Jets: Cascadden 1.5; Cox 1; Ferguson 1; P Johnson 1; Lewis 0.5.

MISSED FIELD GOALS - Miami: None.

N.Y. Jets: Hall 32 (B).

GAME 15

DOLPHINS 31, DENVER 21
December 21, 1998

Pro Player Stadium
Miami, FL

The Dolphins clinched the 18th playoff berth in franchise history as they recorded their 34th victory on ABC Monday Night Football, a new MNF record, by defeating the defending Super Bowl champion Denver Broncos by a 31-21 score before a paid crowd of 74,363 at Pro Player Stadium. After falling behind 10-0 in the second quarter, the Dolphins scored 31 of the final 42 points. Denver traveled 46 yards in 13 plays on their initial series of the game, with Jason Elam capping the march with a 52-yard field goal, the longest against Miami in 1998. Broncos quarterback John Elway threw for 37 of the 46 yards on the drive. The Dolphins responded with a 67-yard drive, but could not capitalize when Olindo Mare missed wide right on a 28-yard field goal attempt. Bill Romanowski recovered a Dolphins fumble at midfield 1:14 into the second quarter. From there, the Broncos got to the Dolphins' nine-yard line. On third-and-goal, Elway scrambled and fumbled into the end zone, and the loose ball was recovered by Broncos wide receiver Rod Smith, giving Denver a 10-0 lead. The score remained that way until the Dolphins got the ball at midfield with 1:49 left in the first half. Two plays after Dan Marino connected with Nate Jacquet for a 29-yard completion to the Broncos' 21-yard line on third-and-10, Marino hit Lamar Thomas for a nine-yard touchdown pass. The Broncos took over at their own 31 with 54 seconds remaining in the half. Elway completed three straight passes, totaling 43 yards, putting the Broncos at the Dolphins' 26-yard line and setting up an Elam 44-yard

field goal as time expired in the half. Elam missed wide left on a 43-yard field goal attempt following the opening series of the second half. Miami got the ball back at their own 33-yard line and four plays later, Marino and Thomas combined once again for their second touchdown of the game, this time from 56 yards out. Miami took the lead for good on their ensuing series when a five-play, 64-yard drive ended with a 17-yard scoring pass from Marino to Thomas, two plays after Marino hit Troy Drayton for a 21-yard pass to the Broncos' 19-yard line. Miami extended its lead to 15 points at 28-13 when Marino hit Oronde Gadsden for an eight-yard scoring pass on third down, three plays after Sam Madison intercepted an Elway pass and returned it 35 yards to the Broncos' six-yard line. Vaughn Hebron returned the ensuing kickoff 95 yards for a score, and after Bobby Brister combined with Ed McCaffrey for the two-point conversion, the Broncos trailed by seven points at 28-21. The Broncos stopped the Dolphins on the following series after they made it to the Denver 39. But Jerry Wilson picked off an Elway pass at the Broncos' 44-yard line on third-and-10 with 3:17 remaining. That led to a Mare 42-yard field goal with 1:10 to play for the final points of the evening.

DENVER	3	10	0	8	-	21
MIAMI	0	7	14	10	-	31

D - FG Elam 52	13/46/6:03	1 - 9:09
D - R. Smith, fumble recovery in end zone (Elam kick)	10/50/5:50	2 - 7:04
M - L. Thomas, 9 pass from Marino (Mare kick)	5/50/0:55	2 - 14:06
D - FG Elam 44	4/43/0:54	2 - 15:00
M - L. Thomas, 56 pass from Marino (Mare kick)	4/67/2:16	3 - 4:34
M - L. Thomas, 17 pass from Marino (Mare kick)	5/64/2:40	3 - 9:07
M - Gadsden, 8 pass from Marino (Mare kick)	3/6/1:35	4 - 6:45
D - Hebron, 95 kickoff return (McCaffrey pass from Brister)		4 - 7:03
M - FG Mare 42	6/20/2:07	4 - 13:50

ATT. - 74,363

	Denver	Miami
First Downs/Total-Rush-Pass-Pen.	14/5-9-0	19/1-17-1
Third Down Efficiency	5-16/31.3%	4-14/28.6%
Total Yards-Plays-Average	219-65-3.4	391-66-5.9
Rushes-Yards-Average	23-58-2.5	28-36-1.3
Net Yards Passing-Sacked-Yards Lost	161-2-6	355-0-0
Passes Attempted-Completed-Intercepted	40-15-2	38-23-1
Punts/Number-Average	7-47	6-38.5
Penalties/Number-Yards	8-51	0-0
Fumbles/Number-Lost	2-0	1-1
Time of Possession	28:21	31:39

INDIVIDUAL STATISTICS

RUSHING - Miami: Avery 11-32; Abdul-Jabbar 15-5; Marino 2-(-1).

Denver: Elway 5-39; Davis 16-29; Loville 1-0; R. Smith 1-(-10).

PASSING - Miami: Marino 38-23-1, 355 yards, 4 TDs.

Denver: Elway 36-13-2, 151 yards, 0 TDs; Brister 4-2-0, 16 yards, 0 TDs.

RECEIVING - Miami: L. Thomas 6-136, 3 TDs; McDuffie 6-57; Drayton 3-64; Jacquet 2-35; Gadsden 2-28;

Perry 2-18; Pritchett 1-12; Abdul-Jabbar 1-5.

Denver: Sharpe 4-36; R. Smith 3-54; McCaffrey 3-42; Davis 2-5; Griffith 1-14; Loville 1-12; Green 1-4.

INTERCEPTIONS - Miami: Madison 1-35 yards; Wilson 1-0 yards.

Denver: Atwater 1-4 yards.

SACKS - Miami: Bromell 1; Taylor 1.

Denver: None.

MISSED FIELD GOALS - Miami: Mare 28 (WR).

Denver: Elam 43 (WL).

GAME 16

ATLANTA 38, DOLPHINS 16
December 27, 1998

Georgia Dome
Atlanta, GA

Although the Dolphins dropped an interconference matchup for the only time in 1998 with a 38-16 loss to the Atlanta Falcons at the Georgia Dome, a New England loss at the New York Jets gave Miami the number four seed in the playoffs and the right to host Buffalo in a First-Round Playoff game. The Falcons broke on top on the game's first play from scrimmage when Chris Chandler connected with O.J. Santiago for a 62-yard scoring pass. The Falcons notched their second touchdown in as many possessions when Chandler and Santiago hooked up once again, this time from three yards out. The score came one play after Chandler hit Tony Martin for a 53-yard completion on third-and-four from the Falcons' 44-yard line. Atlanta made it a 21-0 game at the 7:00 mark of the first quarter when Ronnie Bradford picked off a Dan Marino pass and raced 11 yards for a touchdown. Miami got its first points of the day when Dan Marino connected with O.J. McDuffie for a 12-yard touchdown pass on third-and-goal, 3:14 into the second quarter. The score capped a seven-play, 61-yard drive in which Marino had completions of 28 yards to McDuffie and 21 yards to Lamar Thomas, putting Miami at the Atlanta five-yard line. The Falcons tacked on three more points when Morten

Andersen culminated a 13-play, 51-yard drive that used 6:59 of the clock with a 35-yard field goal, 4:47 before halftime. Atlanta converted three third downs on the march. The Dolphins got to the Falcons' nine-yard line with less than two minutes to play in the first half, but Michael Booker intercepted a Marino pass in the end zone to end the threat. Travis Hall recovered a Ron Moore fumble at the Dolphins' 35-yard line on the first series of the second half, and on the next play Steve DeBerg connected with Tony Martin for a 35-yard touchdown strike. Eugene Robinson recovered a John Avery fumble on Miami's next offensive series and returned it six yards to the Dolphins' 36-yard line. Jamal Anderson then busted loose up the middle on the very next play for a 36-yard touchdown run. The Dolphins responded with an 11-play, 71-yard drive that consumed 6:20 of the clock and ended with a Marino three-yard scoring run on third-and-goal. Patrick Surtain recovered the ensuing onside kick at the Dolphins' 43-yard line, leading to a 13-play, 49-yard drive that ended with an Olindo Mare 26-yard field goal with 1:55 left in the third quarter, four plays after Marino hit Oronde Gadsden for a 25-yard completion on fourth-and-10 from the Falcons' 32-yard line.

MIAMI	0	6	10	0	-	16
ATLANTA	21	3	14	0	-	38

A	-	Santiago, 62 pass from Chandler (Andersen kick)	1/62/0:24	1	-	:24
A	-	Santiago, 3 pass from Chandler (Andersen kick)	4/62/2:10	1	-	3:52
A	-	Bradford, 11 interception return (Andersen kick)		1	-	8:00
M	-	McDuffie, 12 pass from Marino (kick blocked)	7/61/3:52	2	-	3:14
A	-	FG Andersen 35	13/51/6:59	2	-	10:13
A	-	Martin, 35 pass from DeBerg (Andersen kick)	1/35/0:07	3	-	:51
A	-	Anderson, 36 run (Andersen kick)	1/36/0:10	3	-	2:36
M	-	Marino, 3 run (Mare kick)	11/71/6:20	3	-	8:56
M	-	FG Mare 26	13/49/4:09	3	-	13:05

ATT. - 69,754

	Miami	Atlanta
First Downs/Total-Rush-Pass-Pen.	20/2-16-2	15/5-8-2
Third Down Efficiency	6-11/54.5%	4-9/44.4%
Total Yards-Plays-Average	400-64-6.3	346-44-7.9
Rushes-Yards-Average	19-38-2.0	31-143-4.6
Net Yards Passing-Sacked-Yards Lost	362-3-22	203-0-0
Passes Attempted-Completed-Intercepted	42-25-2	13-8-0
Punts/Number-Average	2-41	2-43
Penalties/Number-Yards	8-49	5-23
Fumbles/Number-Lost	4-4	2-0
Time of Possession	32:16	27:44

INDIVIDUAL STATISTICS

RUSHING - Miami: Avery 14-23; Moore 4-12; Marino 1-3, 1 TD.
 Atlanta: Anderson 18-103, 1 TD; Oxendine 5-32; Green 6-6; Chandler 1-3; Graziani 1-(-1).


PASSING - Miami: Marino 36-21-2, 320 yards, 1 TD; Huard 6-4-0, 64 yards, 0 TDs.
 Atlanta: Chandler 3-3-0, 118 yards, 2 TDs; DeBerg 10-5-0, 85 yards, 1 TD.

RECEIVING - Miami: Gadsden 9-153; McDuffie 5-82, 1 TD; L. Thomas 4-79; Drayton 4-61; Pritchett 2-8; Moore 1-1.
 Atlanta: Martin 3-105, 1 TD; Santiago 2-65, 2 TDs; Harris 1-14; Mathis 1-10; Kozlowski 1-9.

INTERCEPTIONS - Miami: None.
 Atlanta: Booker 1-27 yards; Bradford 1-11 yards, 1 TD.

SACKS - Miami: None.
 Atlanta: Bennett 1; Crockett 1; C. Smith 1.

MISSED FIELD GOALS - Miami: None.
 Atlanta: Andersen 19 (WR).



DOLPHIN FACT

The only player for whom the Dolphins received trade value twice is QB John Stofa. Stofa, who joined Miami as a free agent in 1966, was traded on Dec. 26, 1967, to Cincinnati for first and second round draft choices in 1968. He re-joined the Dolphins as a free agent in 1969 and was traded on Nov. 23, 1971, to Denver for a seventh-round pick in 1972.

In 1998, the Dolphins signed Tennessee guard Kevin Donnalley as an unrestricted free agent. Donnalley was selected by the Titans in the third round of the 1991 draft, with a choice obtained from Miami in exchange for linebacker John Grimsley.

1998-99 ROSTER MOVES

(Daily transactions from July 1, 1998, through the last day of the regular season, December 27, 1998, plus playoff and off-season moves)

Date	Player/Coach	Transaction	Terms
July 10	FB Jim Kitts	Signed	1 Year
	DE Lorenzo Bromell (DC # 4)	Signed	3 Years
July 15	G Jim Bundren (DC #7)	Signed	3 Years
July 16	QB Stan White	Waived	
July 17	RB John Avery (DC #1)	Signed	5 Years
	G Scott Shaw (DC #5)	Signed	3 Years
July 21	CB Patrick Surtain (DC #2a)	Signed	4 Years
	DE Kenny Mixon (DC #2b)	Signed	4 Years
	LB Brad Jackson (DC #3a)	Signed	3 Years
	LB Larry Izzo	Re-Signed	1 Year
	P John Klidd	Re-Signed	1 Year
	QB Chad May	Signed	2 Years
July 22	WR Larry Shannon (DC #3b)	Signed	3 Years
	QB John Dutton (DC #6b)	Signed	2 Years
July 22	K Jon Baker	Waived	
	WR Derrick Steagall	Waived/Injured	
	G Randy Wheeler	Placed on Active/NFI	
	LB Mike Crawford	Placed on Active/PUP	
July 23	WR Kirby Dar Dar	Re-Signed	1 Year
	LB Anthony Harris	Re-Signed	1 Year
	K Olindo Mare	Re-Signed	1 Year
	S Shawn Wooden	Re-Signed	1 Year
	T Jay Hagood	Claimed off Waivers from N.Y. Jets	
July 24	G Jeff Buckey	Re-Signed	1 Year
	G Anthony Redmon	Signed	1 Year
	FB Jamie Reader	Claimed off Waivers from Arizona	
	G Ken Celaj	Waived	
July 25	FB Larry Jones	Waived	
	RB Lawrence Phillips	Waived	
	WR Geoff Turner	Waived	
July 27	LB Selvesta Miller	Waived	
	WR Terry Guess	Signed	1 Year
	WR Michael Timpson	Signed	1 Year
July 28	P Nate Cochran	Waived	
July 30	WR Terry Guess	Waived	
July 31	WR Andre Rone	Signed	1 Year
Aug. 3	CB Corey Harris	Contract Terminated	
	WR Oronde Gadsden	Signed	1 Year
Aug. 10	CB Raphael Ball	Signed	1 Year
	CB Richard Jones	Signed	1 Year
	T Jay Hagood	Waived/Injured	
Aug. 11	QB John Dutton	Waived	
Aug. 15	QB Chad May	Waived	
Aug. 17	DE Mike Chalenski	Contract Terminated	
	WR Michael Timpson	Contract Terminated	
	DE Josh Taves	Waived	
	TE Syii Tucker	Waived	
Aug. 19	S Bracey Walker	Contract Terminated	
Aug. 21	DT Tim Bowers	Signed Tender for Franchise Player	1 Year
Aug. 22	CB Denorse Mosley	Waived/Injury Settlement	
Aug. 24	WR Yatil Green	Placed on Injured Reserve (knee)	
	WR Larry Shannon	Placed on Injured Reserve (knee)	
Aug. 25	CB Tim Jacobs	Contract Terminated	
	P John Kidd	Contract Terminated	
	WR Kevin Alexander	Waived	
	DE Dunstan Anderson	Waived	
	LB Brad Jackson	Waived	
	CB Richard Jones	Waived	
	RB Jerris McPhail	Waived	
	WR Andre Rone	Waived	
	G Scott Shaw	Waived	
	DT Derrick Shepard	Waived	
	DT Antoine Simpson	Waived	
	FB Landon Smith	Waived	

Date	Player/Coach	Transaction	Terms
Aug. 25	T Barry Stokes	Waived	
	C Nathan Strikwerda	Waived	
	LB Ronnie Ward	Waived	
	LB Mike Crawford	Placed on Reserve/PUP	
Aug. 26	G Randy Wheeler	Placed on Reserve/NFI	
	DT Tim Bowens	Signed Contract Extension	5 Years
	WR Nate Jacquet	Claimed off Waivers from Indianapolis	
	WR Phil Savoy	Claimed off Waivers from Arizona	
Aug. 30	TE Hendrick Lusk	Claimed off Waivers from Washington	
	G Jim Bundren	Waived	
	TE Chris Fontenot	Waived	
	WR Nate Jacquet	Waived	
Aug. 31	WR Brian Manning	Waived	
	RB Ray Nealy	Waived	
	FB Jamie Reader	Waived	
	WR Phil Savoy	Waived	
Sept. 1	G Anthony Redmon	Contract Terminated	
	WR Nate Jacquet	Signed to Practice Squad	
	RB Ray Nealy	Signed to Practice Squad	
	FB Jamie Reader	Signed to Practice Squad	
Sept. 8	WR Andy McCullough	Signed to Practice Squad	
	DT Antoine Simpson	Signed to Practice Squad	
Sept. 9	FB Jim Kitts	Waived	
	DT Antoine Simpson	Terminated off Practice Squad	
	RB Ray Nealy	Placed on Practice Squad/Injured	
	WR Nate Jacquet	Signed to 53-man Roster from Practice Squad	
Sept. 15	RB James Bostic	Signed to Practice Squad	
	T Matt Reem	Signed to Practice Squad	
	WR Antwuan Wyatt	Signed to Practice Squad	
	S Shawn Wooden	Placed on Injured Reserve (knee)	
Sept. 23	S Rayna Stewart	Signed	
	WR Andy McCullough	Terminated off Practice Squad	
	CB Terry Billups	Signed to Practice Squad	
	T Matt Reem	Terminated off Practice Squad	
Sept. 29	QB Dan Gonzalez	Signed to Practice Squad	
	CB Raphael Ball	Waived	
Sept. 30	RB Ron Moore	Signed	
	CB Terry Billups	Terminated off Practice Squad	
Oct. 1	RB James Bostic	Terminated off Practice Squad	
	T Matt Reem	Signed to Practice Squad	
	CB Raphael Ball	Signed to Practice Squad	
	WR Kirby Dar Dar	Waived	
Oct. 2	WR Horace Copeland	Signed	2 Years
	QB Dan Gonzalez	Terminated off Practice Squad	
Oct. 7	QB Todd Doxzon	Signed to Practice Squad	
	WR Charles Jordan	Placed on Injured Reserve (groin)	
Oct. 8	CB Emmanuel McDaniel	Signed	2 Years
	CB Emmanuel McDaniel	Waived	
Oct. 14	QB Todd Doxzon	Signed to 53-Man Roster from Practice Squad	
	CB Emmanuel McDaniel	Signed to Practice Squad	
Oct. 15	QB Craig Erickson	Placed on Injured Reserve (elbow)	
	WR Horace Copeland	Waived	
Nov. 4	RB Ray Nealy	Terminated off Practice Squad/Injured	
	WR Denis Montana	Signed	2 Years
Nov. 9	T Barry Stokes	Signed	2 Years
	WR Denis Montana	Waived	
	CB Raphael Ball	Terminated off Practice Squad	
	WR Iheanyi Uwaezuoke	Claimed off Waivers from San Francisco	
Nov. 11	WR Antwuan Wyatt	Terminated off Practice Squad	
	WR Denis Montana	Signed to Practice Squad	
	G Chris Brymer	Signed to Practice Squad	
	T Jeff Buckley	Placed on Injured Reserve (back)	
Nov. 19	CB Ray Hill	Claimed off Waivers from Buffalo	
	G Mark Dixon	Placed on Injured Reserve (neck)	
Nov. 25	T Steve Scifres	Signed	
	S Brian Walker	Signed Contract Extension through 2000	2 Years
Dec. 4	T Steve Scifres	Waived	
	QB Dan Gonzalez	Signed	
Dec. 16	G Chris Brymer	Released off Practice Squad	
	T Alan Barnett	Signed to Practice Squad	
Dec. 23	WR Lamar Thomas	Signed to Contract Extension	2 Years
	CB Jerry Wilson	Signed to Contract Extension	2 Years

Date	Player/Coach	Transaction	Terms
Dec. 29	DE Jason Taylor	Placed on Injured Reserve (clavicle)	
	FB Kantroy Barber	Signed	
Jan. 5	DT Tim Bowens	Placed on Injured Reserve (biceps)	
Jan. 7	CB Emmanuel McDaniel	Signed to Active Roster from Practice Squad	

OFF-SEASON MOVES

Jan. 14	Dave Wannstedt	Named Assistant Head Coach	
Jan. 21	Paul Boudreau	Named Offensive Line Coach	
Feb. 3	P Nick Gallery	Signed	1 Year
	WR Terry Guess	Signed	2 Years
	RB Juan Johnson	Signed	2 Years
	WR Denis Montana	Signed	2 Years
	DT Antoine Simpson	Signed	2 Years
	S Marcus Wimberly	Signed	2 Years
Feb. 11	T Richmond Webb	Named "Franchise" Player	
	RB Karim Abdul-Jabbar	Tendered Qualifying Offer	
	LB O.J. Brigance	Tendered Qualifying Offer	
	DT Shane Burton	Tendered Qualifying Offer	
	WR Oronde Gadsden	Tendered Qualifying Offer	
	LB Anthony Harris	Tendered Qualifying Offer	
	QB Damon Huard	Tendered Qualifying Offer	
	LB Larry Izzo	Tendered Qualifying Offer	
	TE Hendrick Lusk	Tendered Qualifying Offer	
	K Olindo Mare	Tendered Qualifying Offer	
	FB Stanley Pritchett	Tendered Qualifying Offer	
	G Mike Sheldon	Tendered Qualifying Offer	
	LB Zach Thomas	Tendered Qualifying Offer	
	WR Iheanyi Uwaezuoke	Tendered Qualifying Offer	
	S Shawn Wooden	Tendered Qualifying Offer	
Feb. 12	LB Zach Thomas	Re-Signed	5 Years
	RB Tyrone Wheatley	Acquired from N.Y. Giants for a 7th-round 1999 draft choice	
Feb. 18	CB Greg Jeffries	Signed as UFA from Detroit	3 Years
	TE Rickey Brady	Signed	2 Years
	FB Jamie Reader	Signed	2 Years
Feb. 19	LB Robert Jones	Re-Signed	5 Years
Feb. 26	WR Willie Green	Signed	3 Years
	TE Frank Wainright	Lost as UFA to Baltimore	
Mar. 1	G Kevin Gogan	Acquired from S.F. for a 5th-round 1999 draft choice	
Mar. 2	Eddie Jones	Signed a contract as President and C.O.O.	3 Years
	RB Jay Johnson	Signed	2 Years
Mar. 16	DE Rich Owens	Signed as UFA from Washington	2 Years
Mar. 23	G John Bock	Re-Signed	1 Year
	T Thomas Rayam	Signed	1 Year
Mar. 25	TE Hendrick Lusk	Tender offer rescinded	
	WR Iheanyi Uwaezuoke	Tender offer rescinded	
Mar. 26	LB Sammie Burroughs	Signed	1 Year
Apr. 1	FB Roosevelt Potts	Signed as UFA from Baltimore	2 Years
	LB Larry Izzo	Re-Signed	2 Years
	P Klaus Wilmsmeyer	Lost as UFA to Carolina	
Apr. 2	C Casey Wiegmann	Signed to offer sheet as RFA from Chicago	2 Years
Apr. 8	TE Hunter Goodwin	Signed to offer sheet as RFA from Minnesota	3 Years
	LB Anthony Harris	Re-Signed	2 Years
Apr. 9	WR Tony Martin	Signed	4 Years
	C Casey Wiegmann	Chicago matched offer sheet as RFA	
Apr. 12	TE Hunter Goodwin	Minnesota declined to match RFA offer sheet	3 Years
Apr. 13	RB Karim Abdul-Jabbar	Re-Signed	1 Year
	DT Shane Burton	Re-Signed	1 Year
	FB Stanley Pritchett	Re-Signed	1 Year
Apr. 15	WR Denis Montana	Waived	
Apr. 19	RB Jay Johnson	Waived	
Apr. 23	WR S'aha Burley	Signed	
	DT Travis Darden	Signed	
	DE Eric Davis	Signed	
	G Justin Glasgow	Signed	
	TE Frank Leatherwood	Signed	
	S Jackie Mitchell	Signed	
	T O'Lester Pope	Signed	
	LB Derik Stevenson	Signed	
	S Shawn Wooden	Re-Signed	1 Year
Apr. 29	WR Terry Guess	Waived	
	K Olindo Mare	Re-Signed	1 Year
May 3	G Mike Sheldon	Re-Signed	1 Year

Date	Player/Coach	Transaction	Terms
May 11	QB Damon Huard	Re-Signed	1 Year
	K Marshall Young	Signed	2 Years
May 21	LB O.J. Brigrance	Re-Signed	1 Year
June 1	LB Mike Crawford	Waived	
June 7	LB Bryan Jones	Signed	3 Years
June 15	QB Dan Marino	Signed Contract Extension	2 Years
June 21	LB Dixon Edwards	Signed	1 Year
July 13	WR Robert Baker	Signed	1 Year
	QB Jon Denton	Signed	1 Year
July 14	DT Walter Scott	Signed	1 Year
	WR Siaha Burley	Waived	
	DE Eric Davis	Waived	
	S Jackie Mitchell	Waived	

DOLPHINS VS. THE NFL

(Records include post-season games)

MIAMI 7, ARIZONA 0

(formerly St. Louis, Phoenix)

11/27/72 - at Miami 31, St. Louis 10
 11/24/77 - Miami 55, at St. Louis 14
 10/1/78 - at Miami 24, St. Louis 10
 9/6/81 - Miami 20, at St. Louis 7
 9/30/84 - Miami 36, at St. Louis 28
 11/4/90 - at Miami 23, Phoenix 3
 9/8/96 - Miami 38, at Arizona 10

MIAMI 6, ATLANTA 2

11/30/70 - Miami 20, at Atlanta 7
 11/3/74 - at Miami 42, Atlanta 7
 9/21/80 - Miami 20, at Atlanta 17
 12/10/83 - at Miami 31, Atlanta 24
 11/30/86 - Atlanta 20, at Miami 14
 10/11/92 - at Miami 21, Atlanta 17
 12/3/95 - at Miami 21, Atlanta 20
 12/27/98 - at Atlanta 38, Miami 16

MIAMI 1, BALTIMORE 0

10/19/97 - Miami 24, at Baltimore 13

MIAMI 43, BUFFALO 26 (1 tie)

9/18/66 - at Buffalo 58, Miami 24
 11/6/66 - Buffalo 29, at Miami 0
 11/5/67 - at Buffalo 35, Miami 13
 11/26/67 - at Miami 17, Buffalo 14
 10/12/68 - at Miami 14, Buffalo 14 (tie)
 11/10/68 - Miami 21, at Buffalo 17
 10/26/69 - at Miami 24, Buffalo 6
 11/16/69 - at Buffalo 28, Miami 3
 10/18/70 - Miami 33, at Buffalo 14
 12/20/70 - at Miami 45, Buffalo 7
 9/26/71 - Miami 29, at Buffalo 14
 11/7/71 - at Miami 34, Buffalo 0
 10/22/72 - at Miami 24, Buffalo 23
 11/5/72 - Miami 30, at Buffalo 16
 10/21/73 - at Miami 27, Buffalo 6
 11/18/73 - Miami 17, at Buffalo 0
 9/22/74 - Miami 24, at Buffalo 16
 11/17/74 - at Miami 35, Buffalo 28
 10/26/75 - Miami 35, at Buffalo 30
 12/7/75 - at Miami 31, Buffalo 21
 9/13/76 - Miami 30, at Buffalo 21

12/5/76 - at Miami 45, Buffalo 27
 9/18/77 - Miami 13, at Buffalo 0
 12/17/77 - at Miami 31, Buffalo 14
 9/17/78 - at Miami 31, Buffalo 24
 11/12/78 - Miami 25, at Buffalo 24
 9/2/79 - Miami 9, at Buffalo 7
 10/14/79 - at Miami 17, Buffalo 7
 9/7/80 - at Buffalo 17, Miami 7
 10/19/80 - at Miami 17, Buffalo 14
 10/21/81 - at Buffalo 31, Miami 21
 12/19/81 - at Miami 16, Buffalo 6
 11/21/82 - Miami 9, at Buffalo 7
 12/27/82 - at Miami 27, Buffalo 10
 9/4/83 - Miami 12, at Buffalo 0
 10/9/83 - Buffalo 38, at Miami 35 (ot)
 9/17/84 - Miami 21, at Buffalo 17
 10/28/84 - at Miami 38, Buffalo 7
 11/24/85 - Miami 23, at Buffalo 14
 12/22/85 - at Miami 28, Buffalo 0
 10/12/86 - at Miami 27, Buffalo 14
 11/16/86 - Miami 34, at Buffalo 24
 10/25/87 - Buffalo 34, at Miami 31 (ot)
 11/29/87 - at Buffalo 27, Miami 0
 9/11/88 - at Buffalo 9, Miami 6
 11/14/88 - Buffalo 31, at Miami 6
 9/10/89 - Buffalo 27, at Miami 24
 10/29/89 - at Buffalo 31, Miami 17
 9/16/90 - at Miami 30, Buffalo 7
 12/23/90 - at Buffalo 24, Miami 14
 1/12/91 - *at Buffalo 44, Miami 34
 9/1/91 - at Buffalo 35, Miami 31
 11/18/91 - Buffalo 41, at Miami 27
 10/4/92 - Miami 37, at Buffalo 10
 11/16/92 - Buffalo 26, at Miami 20
 1/17/93 - **Buffalo 29, at Miami 10
 9/26/93 - Miami 22, at Buffalo 13
 12/19/93 - Buffalo 47, at Miami 34
 10/9/94 - at Buffalo 21, Miami 11
 12/4/94 - Buffalo 42, at Miami 31
 10/29/95 - at Miami 23, Buffalo 6
 12/17/95 - at Buffalo 23, Miami 20
 12/30/95 - *at Buffalo 37, Miami 22
 10/13/96 - Miami 21, at Buffalo 7
 12/16/96 - at Miami 16, Buffalo 14
 11/2/97 - at Buffalo 9, Miami 6
 11/17/97 - at Miami 30, Buffalo 13
 9/13/98 - at Miami 13, Buffalo 7
 11/1/98 - at Buffalo 30, Miami 24
 1/2/99 - *at Miami 24, Buffalo 17

MIAMI 1, CAROLINA 0

11/15/98 - Miami 13, at Carolina 9

MIAMI 5, CHICAGO 3

11/29/71 - at Miami 34, Chicago 3
11/2/75 - Miami 46, at Chicago 13
9/23/79 - at Miami 31, Chicago 16
12/2/85 - at Miami 38, Chicago 24
9/4/88 - at Chicago 34, Miami 7
11/24/91 - Miami 16, at Chicago 13 (ot)
11/13/94 - Chicago 17, at Miami 14
10/27/97 - Chicago 36, at Miami 33 (ot)

MIAMI 12, CINCINNATI 3

10/20/68 - Miami 24, at Cincinnati 22
11/17/68 - Cincinnati 38, at Miami 21
9/14/69 - at Cincinnati 27, Miami 21
10/10/71 - Miami 23, at Cincinnati 13
12/23/73 - *at Miami 34, Cincinnati 16
12/2/74 - at Miami 24, Cincinnati 3
11/20/77 - at Cincinnati 23, Miami 17
10/9/78 - at Miami 21, Cincinnati 0
9/14/80 - at Miami 17, Cincinnati 16
11/28/83 - at Miami 38, Cincinnati 14
11/8/87 - Miami 20, at Cincinnati 14
10/15/89 - Miami 20, at Cincinnati 13
12/9/91 - at Miami 37, Cincinnati 13
10/2/94 - Miami 23, at Cincinnati 7
10/1/95 - Miami 26, at Cincinnati 23

MIAMI 8, CLEVELAND 4

10/25/70 - Cleveland 28, at Miami 0
12/24/72 - *at Miami 20, Cleveland 14
10/15/73 - Miami 17, at Cleveland 9
11/28/76 - at Cleveland 17, Miami 13
11/18/79 - at Cleveland 30, Miami 24 (ot)
1/4/86 - *at Miami 24, Cleveland 21
11/10/86 - at Cleveland 26, Miami 16
12/12/88 - at Miami 38, Cleveland 31
10/8/89 - at Miami 13, Cleveland 10 (ot)
11/25/90 - Miami 30, at Cleveland 13
9/14/92 - Miami 27, at Cleveland 23
10/10/93 - Miami 24, at Cleveland 14

MIAMI 6, DALLAS 3

1/16/72 - ***Dallas 24, Miami 3
11/22/73 - Miami 14, at Dallas 7
11/5/78 - at Miami 23, Dallas 16
10/25/81 - at Dallas 28, Miami 27
12/17/84 - at Miami 28, Dallas 21
11/22/87 - Miami 20, at Dallas 14
11/19/89 - Miami 17, at Dallas 14
11/25/93 - Miami 16, at Dallas 14
10/27/96 - Dallas 29, at Miami 10

MIAMI 6, DENVER 3 (1 tie)

10/16/66 - at Miami 24, Denver 7
12/4/66 - at Denver 17, Miami 7
9/17/67 - at Miami 35, Denver 21
10/27/68 - at Denver 21, Miami 14
12/7/69 - at Miami 27, Denver 24
9/19/71 - Miami 10, at Denver 10 (tie)
12/20/75 - at Miami 14, Denver 13
9/29/85 - Miami 30, at Denver 26
12/21/98 - at Miami 31, Denver 21
1/9/99 - *at Denver 38, Miami 3

MIAMI 4, DETROIT 2

12/15/73 - at Miami 34, Detroit 7
12/9/79 - Miami 28, at Detroit 10
10/27/85 - at Detroit 31, Miami 21
9/15/91 - at Detroit 17, Miami 13
12/25/94 - at Miami 27, Detroit 20
12/7/97 - at Miami 33, Detroit 30

MIAMI 8, GREEN BAY 1

12/19/71 - at Miami 27, Green Bay 6
10/5/75 - Miami 31, at Green Bay 7
10/28/79 - at Miami 27, Green Bay 7
12/8/85 - Miami 34, at Green Bay 24
9/18/88 - at Miami 24, Green Bay 17
10/22/89 - at Miami 23, Green Bay 20
9/22/91 - at Miami 16, Green Bay 13
9/11/94 - Miami 24, at Green Bay 14 (at Mil.)
9/14/97 - at Green Bay 23, Miami 18

MIAMI 40, INDIANAPOLIS 19

(formerly Baltimore)

11/1/70 - at Baltimore 35, Miami 0
11/22/70 - at Miami 34, Baltimore 17
11/21/71 - at Miami 17, Baltimore 14
12/11/71 - at Baltimore 14, Miami 3
1/2/72 - **at Miami 21, Baltimore 0
10/29/72 - Miami 23, at Baltimore 0
12/16/72 - at Miami 16, Baltimore 0
11/11/73 - at Miami 44, Baltimore 0
12/9/73 - at Baltimore 16, Miami 3
10/27/74 - at Miami 17, Baltimore 7
12/8/74 - Miami 17, at Baltimore 16
11/23/75 - Baltimore 33, at Miami 17
12/14/75 - at Baltimore 10, Miami 7 (ot)
10/10/76 - at Baltimore 28, Miami 14
11/22/76 - Baltimore 17, at Miami 16
10/9/77 - at Baltimore 45, Miami 28
12/5/77 - at Miami 17, Baltimore 6
9/10/78 - Miami 42, at Baltimore 0
10/29/78 - at Miami 26, Baltimore 8
11/1/79 - at Miami 19, Baltimore 0
11/25/79 - Miami 28, at Baltimore 24
10/5/80 - Baltimore 30, at Miami 17
12/14/80 - Miami 24, at Baltimore 14
9/27/81 - Miami 31, at Baltimore 28
11/1/81 - at Miami 27, Baltimore 10
9/19/82 - at Miami 24, Baltimore 20
1/2/83 - Miami 34, at Baltimore 7
10/23/83 - Miami 21, at Baltimore 7
11/20/83 - at Miami 37, Baltimore 0
9/23/84 - at Miami 44, Indianapolis 7
12/9/84 - Miami 35, at Indianapolis 17
9/15/85 - at Miami 30, Indianapolis 13
11/17/85 - Miami 34, at Indianapolis 20
9/14/86 - at Miami 30, Indianapolis 10
10/26/86 - Miami 17, at Indianapolis 13
9/20/87 - Miami 23, at Indianapolis 10
11/15/87 - Indianapolis 40, at Miami 21
9/25/88 - at Indianapolis 15, Miami 13
12/4/88 - Indianapolis 31, at Miami 28
11/5/89 - at Miami 19, Indianapolis 13
12/17/89 - at Indianapolis 42, Miami 13
10/28/90 - Miami 27, at Indianapolis 7
12/30/90 - at Miami 23, Indianapolis 17
9/8/91 - at Miami 17, Indianapolis 6
11/3/91 - Miami 10, at Indianapolis 6
10/25/92 - Indianapolis 31, at Miami 20
11/8/92 - Miami 28, at Indianapolis 0
9/5/93 - Miami 24, at Indianapolis 20

10/24/93 - at Miami 41, Indianapolis 27
 11/6/94 - at Miami 22, Indianapolis 21
 12/18/94 - at Indianapolis 10, Miami 6
 10/8/95 - Indianapolis 27, at Miami 24 (ot)
 11/26/95 - at Indianapolis 36, Miami 28
 9/23/96 - at Indianapolis 10, Miami 6
 11/10/96 - at Miami 37, Indianapolis 10
 8/31/97 - at Miami 16, Indianapolis 10
 12/14/97 - at Indianapolis 41, Miami 0
 9/6/98 - Miami 24, at Indianapolis 15
 11/8/98 - at Miami 27, Indianapolis 14

JACKSONVILLE 1, MIAMI 0

10/12/98 - at Jacksonville 28, Miami 21

MIAMI 13, KANSAS CITY 10

11/13/66 - at Kansas City 34, Miami 16
 12/11/66 - Kansas City 19, at Miami 18
 9/24/67 - Kansas City 24, at Miami 0
 10/8/67 - at Kansas City 41, Miami 0
 9/28/68 - Kansas City 48, at Miami 3
 10/19/69 - at Kansas City 17, Miami 10
 12/25/71 - *Miami 27, at Kansas City 24 (2ot)
 9/17/72 - Miami 20, at Kansas City 10
 10/20/74 - at Miami 9, Kansas City 3
 10/17/76 - Kansas City 20, at Miami 17(ot)
 12/13/81 - Miami 17, at Kansas City 7
 9/25/83 - at Miami 14, Kansas City 6
 9/22/85 - at Miami 31, Kansas City 0
 10/11/87 - at Miami 42, Kansas City 0
 12/3/89 - at Kansas City 26, Miami 21
 12/24/89 - Kansas City 27, at Miami 24
 1/5/91 - *at Miami 17, Kansas City 16
 10/13/91 - at Kansas City 42, Miami 7
 10/31/93 - at Miami 30, Kansas City 10
 12/12/94 - at Miami 45, Kansas City 28
 12/31/94 - *at Miami 27, Kansas City 17
 12/11/95 - at Miami 13, Kansas City 6
 10/5/97 - at Miami 17, Kansas City 14

MIAMI 5, MINNESOTA 2

10/1/72 - Miami 16, at Minnesota 14
 1/13/74 - ***Miami 24, Minnesota 7
 12/11/76 - Minnesota 29, at Miami 7
 9/16/79 - Miami 27, at Minnesota 12
 12/5/82 - at Miami 22, Minnesota 14
 10/2/88 - at Miami 24, Minnesota 7
 9/25/94 - at Minnesota 38, Miami 35

MIAMI 39, NEW ENGLAND 28

(formerly Boston)

11/27/66 - Boston 20, at Miami 14
 10/15/67 - at Boston 41, Miami 10
 12/17/67 - at Miami 41, Boston 32
 11/24/68 - Miami 34, at Boston 10
 12/8/68 - at Miami 38, Boston 7
 11/9/69 - Miami 17, at Boston 16
 11/30/69 - Boston 38, Miami 23 (at Tampa)
 9/20/70 - at Boston 27, Miami 14
 12/6/70 - at Miami 37, Boston 20
 10/17/71 - at Miami 41, New England 3
 12/5/71 - at New England 34, Miami 13
 11/12/72 - at Miami 52, New England 0
 12/3/72 - Miami 37, at New England 21
 9/30/73 - at Miami 44, New England 23
 10/28/73 - Miami 30, at New England 14
 9/15/74 - at New England 34, Miami 24
 12/15/74 - at Miami 34, New England 27

9/28/75 - Miami 22, at New England 14
 12/1/75 - at Miami 20, New England 7
 9/19/76 - at New England 30, Miami 14
 10/31/76 - at Miami 10, New England 3
 11/13/77 - at Miami 17, New England 5
 12/1/77 - at New England 14, Miami 10
 10/22/78 - at New England 33, Miami 24
 12/18/78 - at Miami 23, New England 3
 10/21/79 - at New England 28, Miami 13
 11/29/79 - at Miami 39, New England 24
 10/12/80 - at New England 34, Miami 0
 12/8/80 - at Miami 16, New England 13 (ot)
 11/8/81 - Miami 30, at New England 27 (ot)
 12/6/81 - at Miami 24, New England 14
 12/12/82 - at New England 3, Miami 0
 1/8/83 - *at Miami 28, New England 13
 9/11/83 - at Miami 34, New England 24
 11/13/83 - at New England 17, Miami 6
 9/9/84 - at Miami 28, New England 7
 10/21/84 - Miami 44, at New England 24
 11/3/85 - at New England 17, Miami 13
 12/16/85 - at Miami 30, New England 27
 1/12/86 - **New England 31, at Miami 14
 10/5/86 - at New England 34, Miami 7
 12/22/86 - New England 34, at Miami 27
 9/13/87 - at New England 28, Miami 21
 12/28/87 - New England 24, at Miami 10
 11/6/88 - at New England 21, Miami 10
 11/20/88 - New England 6, at Miami 3
 9/17/89 - Miami 24, at New England 10
 12/10/89 - at Miami 31, New England 10
 9/9/90 - Miami 27, at New England 24
 10/18/90 - at Miami 17, New England 10
 10/6/91 - Miami 20, at New England 10
 11/10/91 - at Miami 30, New England 20
 10/18/92 - at Miami 38, New England 17
 12/27/92 - Miami 16, at New England 13 (ot)
 11/21/93 - at Miami 17, New England 13
 1/2/94 - at New England 33, Miami 27 (ot)
 9/4/94 - at Miami 39, New England 35
 10/30/94 - Miami 23, at New England 3
 9/10/95 - Miami 20, at New England 3
 11/12/95 - New England 34, at Miami 17
 9/1/96 - at Miami 24, New England 10
 11/3/96 - at New England 42, Miami 23
 11/23/97 - at New England 27, Miami 24
 12/22/97 - New England 14, at Miami 12
 12/28/97 - *at New England 17, Miami 3
 10/25/98 - at Miami 12, New England 9 (ot)
 11/23/98 - at New England 26, Miami 23

MIAMI 5, NEW ORLEANS 3

11/15/70 - at Miami 21, New Orleans 10
 11/10/74 - Miami 21, at New Orleans 0
 9/28/80 - at Miami 21, New Orleans 16
 10/2/83 - at New Orleans 17, Miami 7
 12/7/86 - Miami 31, at New Orleans 27
 11/29/92 - at New Orleans 24, Miami 13
 10/15/95 - at New Orleans 33, Miami 30
 11/29/98 - at Miami 30, New Orleans 10

N.Y. GIANTS 3, MIAMI 1

12/10/72 - Miami 23, at N.Y. Giants 13
 9/23/90 - at N.Y. Giants 20, Miami 3
 12/5/93 - N.Y. Giants 19, at Miami 14
 12/8/96 - N.Y. Giants 17, at Miami 7

MIAMI 35, N.Y. JETS 31 (1 tie)

9/9/66 - N.Y. Jets 19, at Miami 14
11/20/66 - at N.Y. Jets 30, Miami 13
10/1/67 - at N.Y. Jets 29, Miami 7
10/22/67 - N.Y. Jets 33, at Miami 14
12/1/68 - at N.Y. Jets 35, Miami 17
12/15/68 - N.Y. Jets 31, at Miami 7
11/2/69 - at N.Y. Jets 34, Miami 31
12/14/69 - N.Y. Jets 27, at Miami 9
10/10/70 - Miami 20, at N.Y. Jets 6
12/13/70 - at Miami 16, N.Y. Jets 10
10/3/71 - N.Y. Jets 14, at Miami 10
10/24/71 - Miami 30, at N.Y. Jets 14
10/8/72 - Miami 27, at N.Y. Jets 17
11/19/72 - at Miami 28, N.Y. Jets 24
10/7/73 - at Miami 31, N.Y. Jets 3
11/4/73 - Miami 24, at N.Y. Jets 14
10/7/74 - at Miami 21, N.Y. Jets 17
11/24/74 - at N.Y. Jets 17, Miami 14
10/19/75 - Miami 43, at N.Y. Jets 0
11/9/75 - at Miami 27, N.Y. Jets 7
9/26/76 - at Miami 16, N.Y. Jets 0
11/7/76 - Miami 27, at N.Y. Jets 7
10/16/77 - at Miami 21, N.Y. Jets 17
11/6/77 - Miami 14, at N.Y. Jets 10
9/3/78 - at N.Y. Jets 33, Miami 20
11/26/78 - N.Y. Jets 24, at Miami 13
9/30/79 - at N.Y. Jets 33, Miami 27
12/15/79 - N.Y. Jets 27, at Miami 24
10/27/80 - at N.Y. Jets 17, Miami 14
12/20/80 - N.Y. Jets 24, at Miami 17
10/4/81 - at Miami 28, N.Y. Jets 28 (tie)
11/22/81 - at N.Y. Jets 16, Miami 15
9/12/82 - Miami 45, at N.Y. Jets 28
12/18/82 - at Miami 20, N.Y. Jets 19
1/23/83 - **at Miami 14, N.Y. Jets 0
10/16/83 - Miami 32, at N.Y. Jets 14
12/16/83 - at Miami 34, N.Y. Jets 14
11/4/84 - Miami 31, at N.Y. Jets 17
11/26/84 - at Miami 28, N.Y. Jets 17
10/14/85 - at N.Y. Jets 23, Miami 7
11/10/85 - at Miami 21, N.Y. Jets 17
9/21/86 - at N.Y. Jets 51, Miami 45 (ot)
11/24/86 - at Miami 45, N.Y. Jets 3
10/18/87 - at N.Y. Jets 37, Miami 31 (ot)
12/7/87 - at Miami 37, N.Y. Jets 28
10/23/88 - N.Y. Jets 44, at Miami 30
11/27/88 - at N.Y. Jets 38, Miami 34
9/24/89 - N.Y. Jets 40, at Miami 33
11/12/89 - Miami 31, at N.Y. Jets 23
10/7/90 - at Miami 20, N.Y. Jets 16
11/11/90 - Miami 17, at N.Y. Jets 3
9/29/91 - at N.Y. Jets 43, Miami 23
12/22/91 - N.Y. Jets 23, at Miami 20 (ot)
11/1/92 - at N.Y. Jets 26, Miami 14
12/20/92 - at Miami 19, N.Y. Jets 17
9/12/93 - N.Y. Jets 24, at Miami 14
11/7/93 - at N.Y. Jets 27, Miami 10
9/18/94 - at Miami 28, N.Y. Jets 14
11/27/94 - Miami 28, at N.Y. Jets 24
9/3/95 - at Miami 52, N.Y. Jets 14
10/22/95 - at N.Y. Jets 17, Miami 16
9/15/96 - at Miami 36, N.Y. Jets 27
12/22/96 - Miami 31, at N.Y. Jets 28
10/12/97 - Miami 31, at N.Y. Jets 20
11/9/97 - at Miami 24, N.Y. Jets 17
10/4/98 - at N.Y. Jets 20, Miami 9
12/13/98 - N.Y. Jets 21, at Miami 16

OAKLAND 17, MIAMI 8 (1 tie)

(formerly Los Angeles)

9/2/66 - Oakland 23, at Miami 14
10/9/66 - at Oakland 21, Miami 10
11/19/67 - at Oakland 31, Miami 17
9/21/68 - Oakland 47, at Miami 21
9/20/69 - at Oakland 20, Miami 17
10/4/69 - at Miami 20, Oakland 20 (tie)
10/3/70 - at Miami 20, Oakland 13
12/27/70 - *at Oakland 21, Miami 14
9/23/73 - at Oakland 12, Miami 7 (at Berkeley)
12/30/73 - **at Miami 27, Oakland 10
12/21/74 - *at Oakland 28, Miami 26
9/22/75 - Oakland 31, at Miami 21
12/10/78 - at Miami 23, Oakland 6
10/8/79 - at Oakland 13, Miami 3
11/2/80 - at Oakland 16, Miami 10
11/15/81 - Oakland 33, at Miami 17
9/19/83 - at L.A. Raiders 27, Miami 14
12/2/84 - L.A. Raiders 45, at Miami 34
10/19/86 - L.A. Raiders 30, at Miami 28
10/9/88 - Miami 24, at L.A. Raiders 14
11/19/90 - L.A. Raiders 13, at Miami 10
12/14/92 - at Miami 20, L.A. Raiders 7
10/16/94 - at Miami 20, L.A. Raiders 17(ot)
12/1/96 - at Oakland 17, Miami 7
11/30/97 - Miami 34, at Oakland 16
12/6/98 - Miami 27, at Oakland 17

MIAMI 6, PHILADELPHIA 3

11/8/70 - at Philadelphia 24, Miami 17
10/12/75 - at Miami 24, Philadelphia 16
9/24/78 - at Philadelphia 17, Miami 3
11/30/81 - at Miami 13, Philadelphia 10
11/11/84 - at Miami 24, Philadelphia 23
12/13/87 - Miami 28, at Philadelphia 10
12/9/90 - at Miami 23, Philadelphia 20(ot)
11/14/93 - Miami 19, at Philadelphia 14
10/20/96 - at Philadelphia 35, Miami 28

MIAMI 11, PITTSBURGH 8

11/14/71 - at Miami 24, Pittsburgh 21
12/31/72 - **Miami 21, at Pittsburgh 17
12/3/73 - at Miami 30, Pittsburgh 26
11/14/76 - at Pittsburgh 14, Miami 3
12/30/79 - *at Pittsburgh 34, Miami 14
11/30/80 - at Pittsburgh 23, Miami 10
9/10/81 - at Miami 30, Pittsburgh 10
10/7/84 - Miami 31, at Pittsburgh 7
1/6/85 - **at Miami 45, Pittsburgh 28
10/6/85 - at Miami 24, Pittsburgh 20
11/1/87 - at Miami 35, Pittsburgh 24
12/18/88 - at Pittsburgh 40, Miami 24
11/26/89 - Pittsburgh 34, at Miami 14
9/30/90 - Miami 28, at Pittsburgh 6
12/13/93 - Pittsburgh 21, at Miami 20
11/20/94 - at Pittsburgh 16, Miami 13(ot)
9/18/95 - at Miami 23, Pittsburgh 10
11/25/96 - Pittsburgh 24, at Miami 17
9/20/98 - at Miami 21, Pittsburgh 0

MIAMI 7, SAINT LOUIS 1

(formerly Los Angeles)

10/31/71 - Miami 20, at Los Angeles 14
10/3/76 - Los Angeles 31, at Miami 28
11/9/80 - Miami 35, at Los Angeles 14
10/30/83 - at Miami 30, L.A. Rams 14

12/14/86 - Miami 37, at L.A. Rams 31(ot)
 9/20/92 - at Miami 26, L.A. Rams 10
 12/24/95 - Miami 41, at St. Louis 22
 10/18/98 - at Miami 14, St. Louis 0

SAN DIEGO 12, MIAMI 8

10/2/66 - at San Diego 44, Miami 10
 11/12/67 - at San Diego 24, Miami 0
 12/10/67 - at Miami 41, San Diego 24
 11/3/68 - at San Diego 34, Miami 28
 10/11/69 - San Diego 21, at Miami 14
 10/15/72 - at Miami 24, San Diego 10
 9/29/74 - Miami 28, at San Diego 21
 10/30/77 - San Diego 14, at Miami 13
 10/15/78 - Miami 28, at San Diego 21
 11/20/80 - San Diego 27, at Miami 24(ot)
 1/2/82 - *San Diego 41, at Miami 38(ot)
 1/16/83 - *at Miami 34, San Diego 13
 11/18/84 - at San Diego 34, Miami 28(ot)
 9/7/86 - at San Diego 50, Miami 28
 10/16/88 - at Miami 31, San Diego 28
 12/15/91 - at San Diego 38, Miami 30
 1/10/93 - *at Miami 31, San Diego 0
 12/27/93 - at San Diego 45, Miami 20
 1/8/95 - * at San Diego 22, Miami 21
 11/5/95 - Miami 24, at San Diego 14

MIAMI 4, SAN FRANCISCO 4

9/16/73 - at Miami 21, San Francisco 13
 9/25/77 - Miami 19, at San Francisco 15
 11/16/80 - at Miami 17, San Francisco 13
 11/6/83 - Miami 20, at San Francisco 17
 1/20/85 - ***San Francisco 38, Miami 16
 9/28/86 - San Francisco 31, at Miami 16
 12/6/92 - at San Francisco 27, Miami 3
 11/20/95 - San Francisco 44, at Miami 20

MIAMI 5, SEATTLE 3

10/23/77 - at Miami 31, Seattle 13
 9/9/79 - at Miami 19, Seattle 10
 12/31/83 - *Seattle 27, at Miami 20
 12/29/84 - *at Miami 31, Seattle 10
 10/4/87 - at Seattle 24, Miami 20
 12/16/90 - at Miami 24, Seattle 17
 9/27/92 - Miami 19, at Seattle 17
 10/6/96 - Seattle 22, at Miami 15

MIAMI 4, TAMPA BAY 2

10/24/76 - Miami 23, at Tampa Bay 20
 11/29/82 - at Tampa Bay 23, Miami 17

10/20/85 - at Miami 41, Tampa Bay 38
 10/30/88 - Miami 17, at Tampa Bay 14
 12/1/91 - at Miami 33, Tampa Bay 14
 9/21/97 - at Tampa Bay 31, Miami 21

MIAMI 13, TENNESSEE 12

(formerly Houston)

10/23/66 - Miami 20, at Houston 13
 12/18/66 - at Miami 29, Houston 28
 12/3/67 - at Houston 17, Miami 14
 12/23/67 - Houston 41, at Miami 10
 9/14/68 - Houston 24, at Miami 10
 10/6/68 - Miami 24, at Houston 7
 9/28/69 - at Houston 22, Miami 10
 11/23/69 - Houston 32, at Miami 7
 9/27/70 - Miami 20, at Houston 10
 9/24/72 - at Miami 34, Houston 13
 11/16/75 - at Houston 20, Miami 19
 10/2/77 - at Miami 27, Houston 7
 11/20/78 - at Houston 35, Miami 30
 12/24/78 - *Houston 17, at Miami 9
 11/5/79 - Houston 9, at Miami 6
 9/20/81 - Miami 16, at Houston 10
 12/4/83 - Miami 24, at Houston 17
 10/14/84 - at Miami 28, Houston 10
 9/8/85 - at Houston 26, Miami 23
 11/2/86 - at Miami 28, Houston 7
 10/1/89 - at Houston 39, Miami 7
 10/20/91 - Houston 17, at Miami 13
 11/22/92 - at Miami 19, Houston 16
 11/17/96 - Miami 23, at Houston 20
 9/7/97 - at Miami 16, Tennessee 13 (ot)

MIAMI 6, WASHINGTON 3

1/14/73 - *** Miami 14, Washington 7
 10/13/74 - at Washington 20, Miami 17
 12/3/78 - Miami 16, at Washington 0
 10/18/81 - at Miami 13, Washington 10
 1/30/83 - *** Washington 27, Miami 17
 9/2/84 - Miami 35, at Washington 17
 12/20/87 - at Miami 23, Washington 21
 12/2/90 - at Washington 42, Miami 20
 10/4/93 - at Miami 17, Washington 10

* AFC Playoff
 ** AFC Championship
 ***Super Bowl

ALL-TIME DOLPHIN WON-LOST RECORDS


(includes post-season games)

OPPONENT	W	L	T	PCT.	PTS.	OPP.	LAST MTG.
Arizona	7	0	0	1.000	227	82	1996
Atlanta	6	2	0	.750	185	150	1998
Baltimore	1	0	0	1.000	24	13	1997
Buffalo	43	26	1	.621	1580	1360	1998
Carolina	1	0	0	1.000	13	9	1998
Chicago	5	3	0	.625	219	156	1997
Cincinnati	12	3	0	.800	366	242	1995
Cleveland	8	4	0	.667	246	236	1993

OPPONENT	W	L	T	PCT.	PTS.	OPP.	LAST MTG.
Dallas	6	3	0	.667	158	167	1996
Denver	6	3	1	.650	195	198	1998
Detroit	4	2	0	.667	156	115	1997
Green Bay	8	1	0	.889	224	131	1997
Indianapolis	40	19	0	.678	1311	948	1998
Jacksonville	0	1	0	.000	21	28	1998
Kansas City	13	10	0	.565	425	439	1997
Minnesota	5	2	0	.714	155	121	1994
New England	39	28	0	.582	1507	1306	1998
New Orleans	5	3	0	.625	174	137	1998
New York Giants	1	3	0	.250	47	69	1996
New York Jets	35	31	1	.530	1565	1409	1998
Oakland	8	17	1	.327	485	548	1998
Philadelphia	6	3	0	.667	179	169	1996
Pittsburgh	11	8	0	.579	430	372	1998
St. Louis	7	1	0	.875	231	136	1998
San Diego	8	12	0	.400	495	525	1995
San Francisco	4	4	0	.500	132	198	1995
Seattle	5	3	0	.625	179	140	1996
Tampa Bay	4	2	0	.667	152	140	1997
Tennessee	13	12	0	.520	466	470	1997
Washington	6	3	0	.667	172	154	1993
TOTALS	317	209	4	.602	11,719	10,168	

MIAMI IN PRESEASON

OPPONENT	W	L	T	PCT.	PTS.	OPP.	LAST MTG.
Arizona	1	0	0	1.000	28	7	1978
Atlanta	3	4	0	.429	122	153	1995
Buffalo	3	0	1	.875	99	72	1987
Chicago	3	7	1	.318	158	154	1997
Cincinnati	4	3	0	.571	120	117	1975
Cleveland	0	1	0	.000	10	17	1986
Dallas	1	3	0	.250	84	87	1992
Denver	6	5	0	.545	240	222	1997
Detroit	5	1	0	.833	149	124	1981
Green Bay	3	3	0	.500	93	85	1998
Indianapolis	2	2	0	.500	67	61	1984
Jacksonville	0	1	0	.000	21	24	1995
Kansas City	1	1	1	.500	49	57	1982
Minnesota	8	11	0	.421	310	371	1996
New England	1	1	0	.500	30	19	1969
New Orleans	8	4	0	.667	239	171	1992
N.Y. Giants	6	0	0	1.000	141	86	1994
N.Y. Jets	0	1	0	.000	14	31	1966
Oakland	3	0	0	1.000	71	57	1991
Philadelphia	5	4	0	.556	153	128	1990
Pittsburgh	2	0	0	1.000	40	24	1994
St. Louis	1	1	0	.500	30	45	1974
San Diego	0	2	0	.000	29	58	1967
San Francisco	3	0	1	.875	82	65	1998
Seattle	1	0	0	1.000	24	7	1980
Tampa Bay	10	4	0	.714	250	199	1998
Tennessee	1	1	0	.500	20	32	1989
Washington	9	4	0	.692	307	221	1998
TOTALS	90	64	4	.582	2,980	2,694	



DOLPHIN FACT

Since 1970, the Dolphins have won or shared the AFC East title in 15 of those 29 seasons and earned trips to post-season action in 18 of those 29 years.

1998 DOLPHINS PRESEASON STATISTICS

PRESEASON RESULTS (4-0)

DATE	OPPONENT	SCORE	W/L	ATTENDANCE
Aug. 8	at Washington	19-16	W	64,243
Aug. 13	TAMPA BAY	14-13	W	59,184
Aug. 23	at San Francisco	21-20	W	53,214
Aug. 28	GREEN BAY	21-7	W	61,915

TEAM STATISTICS

	DOLPHINS	OPPONENTS
TOTAL FIRST DOWNS.....	55	63
By Rushing.....	26	17
By Passing.....	26	37
By Penalty.....	3	9
Third Down: Made/Att.....	22/62	19/57
Third Down Efficiency.....	35.5	33.3
Fourth Down: Made/Att.....	4/6	1/2
Fourth Down Efficiency.....	66.7	50.0
POSSESSION AVERAGE.....	33:37	26:23
TOTAL NET YARDS.....	1104	1032
Average Per Game.....	276.0	258.0
Total Plays.....	253	236
Average Per Play.....	4.4	4.4
NET YARDS RUSHING.....	525	332
Average Per Game.....	131.3	83.0
Total Rushes.....	145	93
NET YARDS PASSING.....	579	700
Average Per Game.....	144.8	175.0
Tackled/Yards Lost.....	4/18	10/58
Gross Yards.....	597	758
Attempts/Completions.....	104/53	133/57
Completion Percentage.....	51.0	42.9
Had Intercepted.....	4	7
PUNTS/AVERAGE.....	25/45.3	26/41.9
NET PUNTING AVERAGE.....	25/36.5	26/33.9
PENALTIES/YARDS.....	32/298	31/256
FUMBLES/BALL LOST.....	8/5	5/3
TOUCHDOWNS.....	8	7
By Rushing.....	5	1
By Passing.....	3	6
By Returns.....	0	0

Score By Quarters	1	2	3	4	OT	Total
DOLPHINS.....	13	23	24	15	0	75
OPPONENTS.....	7	10	9	30	0	56

RUSHING

	NO.	YDS.	AVG.	LG	TD
Avery.....	27	132	4.9	71t	2
Nealy.....	34	124	3.6	35	1
Abdul-Jabbar.....	33	116	3.5	15	2
McPhail.....	21	85	4.0	14	0
Parmalee.....	17	68	4.0	9	0
Erickson.....	3	5	1.7	6	0
Pritchett.....	1	5	5.0	5	0
May.....	2	-2	-1.0	-1	0
Huard.....	7	-8	-1.1	0	0
DOLPHINS.....	145	525	3.6	71t	5
OPPONENTS.....	93	332	3.6	29	1

PASSING

	ATT.	COMP.	YDS.	PCT.	TD	INT.	LG	SACK/ LOST	RATING
Marino	42	26	291	61.9	1	0	37t	0/0	90.5
Erickson.....	29	12	93	41.4	0	2	19	1/3	21.2
Huard.....	25	13	180	52.0	2	1	31	2/7	85.4
May	8	2	33	25.0	0	1	17	1/8	4.7
DOLPHINS	104	53	597	51.0	3	4	37t	4/18	62.1
OPPONENTS	133	57	758	42.9	6	7	72t	10/58	54.7

RECEIVING

	NO.	YDS.	AVG.	LG	TD
Gadsden	9	165	18.3	31	1
McDuffie	8	94	11.8	23	0
Jordan	7	92	13.1	37t	1
L. Thomas	4	61	15.3	26	0
Nealy	3	31	10.3	21	0
Manning.....	3	22	7.3	11	0
Drayton	3	21	7.0	8	0
Pritchett	3	20	6.7	9	0
Parmalee	3	17	5.7	9	0
Reader.....	2	18	9.0	17	0
Perry	2	17	8.5	16	0
Lusk.....	1	4	4.0	4t	1
Timpson.....	1	15	15.0	15	0
Alexander.....	1	9	9.0	9	0
McPhail	1	5	5.0	5	0
Abdul-Jabbar	1	4	4.0	4	0
Avery	1	2	2.0	2	0
DOLPHINS.....	53	597	11.3	37t	3
OPPONENTS.....	57	758	13.3	72t	6

INTERCEPTIONS

	NO.	YDS.	AVG.	LG	TD
Buckley	2	20	10.0	18	0
Madison	2	15	7.5	11	0
Taylor	1	38	38.0	38	0
Mixon	1	8	8.0	8	0
Wooden	1	7	7.0	7	0
DOLPHINS.....	7	88	12.6	38	0
OPPONENTS.....	4	46	11.5	28	0

PUNTING

	NO.	YDS.	AVG.	TB	IN 20	LG	BLK
Wilmsmeyer.....	21	966	46.0	3	5	57	0
Kidd	4	166	41.5	1	1	52	0
DOLPHINS.....	25	1132	45.3	4	6	57	0
OPPONENTS.....	26	1089	41.9	4	4	55	0

PUNT RETURNS

	RET.	FC	YDS.	AVG.	LG	TD
Buckley	5	5	47	9.4	16	0
Jacquet	2	0	14	7.0	10	0
Jordan	3	1	67	22.3	53	0
DOLPHINS.....	10	6	128	12.8	53	0
OPPONENTS.....	15	3	139	9.3	28	0

KICKOFF RETURNS

	NO.	YDS.	AVG.	LG	TD
Avery	4	124	31.0	41	0
McPhail	4	98	24.5	29	0
Nealy	2	52	26.0	32	0
Z. Thomas	1	13	13.0	13	0
DOLPHINS.....	11	287	26.1	41	0
OPPONENTS.....	11	261	23.7	50	0

FIELD GOALS

	1-19	20-29	30-39	40-49	50+	TOTALS
Mare	0/0	2/2	1/1	2/2	1/1	6/6
DOLPHINS.....	0/0	2/2	1/1	2/2	1/1	6/6
OPPONENTS.....	0/0	1/2	1/1	0/0	1/1	3/4

SCORING

	TDR	TDP	TDRt	PAT	FG	S	2-PT	TP
Mare	0	0	0	7/7	6/6	0	0	25
Abdul-Jabbar	2	0	0	0/0	0/0	0	0	12
Avery	2	0	0	0/0	0/0	0	0	12
Gadsden	0	1	0	0/0	0/0	0	1	8
Jordan	0	1	0	0/0	0/0	0	0	6
Lusk	0	1	0	0/0	0/0	0	0	6
Nealy	1	0	0	0/0	0/0	0	0	6
DOLPHINS.....	5	3	0	7/7	6/6	0	1	75
OPPONENTS.....	1	6	0	5/5	3/4	0	0	56

TWO-POINT CONVERSIONS

Gadsden 1

DOLPHINS 1-1, OPPONENTS 0-2

SACKS

Bromell 2.5, Taylor 2.0, Burton 1.5, Armstrong 1.0, Brigance 1.0, Shepard 1.0, Z. Thomas 1.0.

DOLPHINS 10.0, OPPONENTS 4.0

PRONUNCIATION GUIDE

O.J. Brigance	—	bre-GANTZ
Lorenzo Bromell	—	bro-MELL
Oronde Gadsen	—	o-RON-day
Cary Godette	—	guh-DETT
Yatil Green	—	yuh-TEEL
Dwight Hollier	—	HALL-yer
Damon Huard	—	HUE-urd
Larry Izzo	—	IS-o
Olindo Mare	—	o-LEND-o, MAR-ray
Dan Marino	—	Ma-REE-no
Bernie Parmalee	—	PARM-uh-lee
Larry Seiple	—	SIGH-pull
Derrick Steagall	—	STEE-gul
Patrick Surtain	—	sir-TANE

1998 PRESEASON GAME SUMMARIES

PRESEASON GAME 1

DOLPHINS 19, WASHINGTON 16
August 8, 1998

Jack Kent Cooke Stadium
Rajon, MD

Miami registered an impressive win in their 1998 preseason opener and their first-ever visit to Jack Kent Cooke Stadium with a 19-16 win over the Washington Redskins. The Dolphins got the first points of the game on their initial series when Olindo Mare converted on a 27-yard field goal attempt. The score capped a 15-play, 70-yard drive that used 9:38 of the clock. Dan Marino completed six of seven passes for 58 yards on the march. Marino's totals included a 16-yard completion to Ed Perry to convert a third-and-five, and a 19-yard toss to O.J. McDuffie on third-and-seven. Karim Abdul-Jabbar rushed for 21 yards on the drive. Mare hit his second field goal of the night in as many tries when he connected on a 44-yarder, 4:25 into the second stanza. As a team, the Dolphins rushed for 53 yards on nine carries on the drive, including 25 yards by Abdul-Jabbar (two atts.) and 21 by Jerris McPhail (five atts.). Mare added a 50-yard field goal with just 26 seconds remaining in the first half. The score came four plays after Kirby Dar Dar forced the ball loose from James Thrash on a punt return, and Bernie Parmalee recovered at the Redskins' 37-yard line. After the Dolphins stopped the Redskins on three straight plays to open the second half, Charles Jordan brought back a Matt Turk punt 53 yards to the Redskins' 15-yard line, setting up a Ray Nealy three-yard touchdown run four plays afterward. Miami notched its final points of the contest on a Mare 46-yard field goal with 3:54 left in the third quarter, four plays after Kenny Mixon intercepted a Jeff Hostetler pass. Washington didn't get on the board until the 13:28 mark of the fourth quarter when Skip Hicks scampered into the end zone from two yards out. Larry Izzo sacked Hostetler on the two-point attempt. Jeff Suave cut the Redskins deficit to ten points on a 30-yard field goal on Washington's next series. Following the Redskins' next possession, Sam Madison intercepted a Trent Green pass, but Chris Thomas forced the ball loose from Madison, and Thomas recovered and brought it back 10 yards to the Dolphins' three-yard line, leading to a three-yard TD pass from Green to Albert Connell with 1:02 remaining. Washington could not come up with the ensuing onside kick. The Dolphins outgained the Redskins 163-42 in the first half. Miami's offense controlled the clock for 20:53 of the first half.

MIAMI	3	6	10	0	-	19
WASHINGTON	0	0	0	16	-	16

M - FG Mare 27	15/70/9:38	1 - 9:38
M - FG Mare 44	13/59/6:43	2 - 4:25
M - FG Mare 50	4/4/1:24	2 - 14:34
M - Nealy, 3 run (Mare kick)	4/15/1:55	3 - 3:15
M - FG Mare 46	4/-/6:0:53	3 - 11:06
W - Hicks, 2 run (pass failed)	11/70/5:26	4 - 1:32
W - FG Suave 30	10/68/3:44	4 - 9:03
W - Connell, 3 pass from Green (Suave kick)	3/3/0:14	4 - 13:58

ATT. - 64,243

	Miami	Washington
First Downs/Total-Rush-Pass-Pen.	12/8-4-0	19/5-10-4
Third Down Efficiency	5-15/33.3%	6-14/42.9%
Total Yards-Plays-Average	218-56-3.9	240-62-3.9
Rushes-Yards-Average	35-141-4.0	19-77-4.1
Net Yards Passing-Sacked-Yards Lost	77-0-0	163-3-20
Passes Attempted-Completed-Intercepted	21-9-0	40-19-2
Punts/Number-Average	5-48.4	5-43.2
Penalties/Number-Yards	13-105	7-36
Fumbles/Number-Lost	2-1	2-1
Time of Possession	32:25	27:35

INDIVIDUAL STATISTICS

RUSHING - Miami: Abdul-Jabbar 8-46; McPhail 10-39; Parmalee 7-31; Nealy 8-27, 1 TD; May 2-(-2).

Washington: Hicks 9-51, 1 TD; Davis 4-17; Allen 5-9; Hostetler 1-0.

PASSING - Miami: Marino 7-6-0, 58 yards, 0 TDs; Erickson 8-1-0, 11 yards, 0 TDs; Huard 6-2-0, 8 yards, 0 TDs; May 0-0-0, 0 yards, 0 TDs.

Washington: Frerotte 11-5-0, 38 yards, 0 TDs; Hostetler 16-9-1, 82 yards, 0 TDs; Green 13-5-1, 63 yards, 1 TD.

RECEIVING - Miami: McDuffie 2-29; Perry 2-17; Drayton 2-15; L. Thomas 1-11; Abdul-Jabbar 1-4; Reader 1-1.

Washington: Alexander 5-57; Thrash 3-31; Thomas 2-28; Davis 2-26; Palmer 1-11; Maston 1-10; Lusk 1-9; Hicks 1-5; Connell 1-3, 1 TD; Allen 1-2; Mitchell 1-1.

INTERCEPTIONS - Miami: Madison 1-11 yards; Mixon 1-8 yards.

Washington: None.

SACKS – Miami: Bromell 1; Shepard 1; Z. Thomas 1.
 Washington: None.
MISSED FIELD GOALS – Miami: None.
 Washington: None.

PRESEASON GAME 2

DOLPHINS 14, TAMPA BAY 13
 August 13, 1998

Pro Player Stadium
 Miami, FL

The Dolphins recorded their second consecutive win to open the preseason with a 14-13 win over Tampa Bay before a crowd of 59,184 in their 1998 home debut. Kicker Olindo Mare surprised the home fans when his initial kickoff of the game was an onside attempt. The kick was recovered by Miami's Patrick Surtain, but the Dolphins were called for offsides. The re-kick was an onside try as well, and Brian Walker recovered for Miami at the Dolphins' 39-yard line. They then embarked on an 11-play, 56-yard drive that consumed 6:49 of the clock and ended with a Mare 22-yard field goal. Quarterback Dan Marino completed all five of his pass attempts, for 48 yards on the march. The Bucs knotted the score at three when Michael Husted connected on a 27-yard field goal, seven plays after John Lynch intercepted a Craig Erickson pass and returned it 28 yards to the Dolphins' 27-yard line. Miami capitalized on a Tampa Bay turnover when Mare hit on a 39-yard field goal, 1:33 prior to the half, giving the Dolphins a 6-3 lead. The score occurred four plays after Larry Izzo recovered a Jacques Green fumble on a punt return at the Bucs' 26-yard line. The Bucs tied the game once again, on a 51-yard field goal by Peter Elezovic with 2:08 remaining in the third quarter. The score came after Tony Bouie intercepted a Chad May pass at the Bucs' 47-yard line on the previous series. After the Bucs forced the Dolphins into a three-and-out, they took over at their own five-yard line. A nine-play, 95-yard drive that used 5:44 of the clock ensued, ending in a Scott Milanovich to Brice Hunter 17-yard touchdown pass. Milanovich completed both of his pass attempts, totaling 34 yards, and he also scrambled for an eight-yard gain on third-and-five from the Bucs' 49-yard line on the drive. Miami followed with two unsuccessful offensive series before they got the ball at their own 34 with 1:39 left in the game after a Terrell Buckley 13-yard punt return. All three plays that followed were completions from Damon Huard to Oronde Gadsden, with the final one being a 30-yard scoring strike with 1:13 left in the game. The tandem combined for the ensuing two-point conversion, lifting Miami to the victory.

TAMPA BAY	0	3	3	7	-	13
MIAMI	3	3	0	8	-	14

M – FG Mare 22	11/56/6:49	1 - 6:49
TB – FG Husted 27	7/18/1:46	2 - 4:10
M – FG Mare 39	4/5/1:26	2 - 12:27
TB – FG Elezovic 51	8/20/3:24	3 - 12:52
TB – Hunter, 17 pass from Milanovich (Husted kick)	9/95/5:44	4 - 6:00
M – Gadsden, 30 pass from Huard (Gadsden pass from Huard)	3/66/0:26	4 - 13:47

ATT. – 59,184

	Tampa Bay	Miami
First Downs/Total-Rush-Pass-Pen.	15/8-6-1	13/3-10-0
Third Down Efficiency	4-14/28.6%	5-15/33.3%
Total Yards-Plays-Average	239-58-4.1	336-68-4.9
Rushes-Yards-Average	30-166-5.5	31-96-3.1
Net Yards Passing-Sacked-Yards Lost	73-3-17	240-1-8
Passes Attempted-Completed-Intercepted	25-6-2	36-21-3
Punts/Number-Average	7-43.7	5-48
Penalties/Number-Yards	7-54	6-40
Fumbles/Number-Lost	1-1	2-2
Time of Possession	25:22	34:38

INDIVIDUAL STATISTICS

RUSHING – Miami: McPhail 11-46; Nealy 10-28; Parmalee 7-22; Erickson 1-1; Huard 2-(-1).
 Tampa Bay: Dunn 9-62; Abdullah 8-46; Green 1-24; Milanovich 2-21; McElroy 8-11; Neal 1-3; Dilfer 1-(-1).
PASSING – Miami: Marino 5-5-0, 48 yards, 0 TDs; Erickson 17-10-2, 80 yards, 0 TDs; May 8-2-1, 33 yards, 0 TDs; Huard 6-4-0, 87 yards, 1 TD.
 Tampa Bay: Dilfer 12-1-1, 10 yards, 0 TDs; Walsh 5-2-0, 27 yards, 0 TDs; Milanovich 8-3-1, 53 yards, 1 TD.
RECEIVING – Miami: Gadsden 4-82, 1 TD; Parmalee 3-17; Jordan 2-27; Nealy 2-27; L. Thomas 2-24; McDuffie 2-16; Reader 1-17; Timpson 1-15; Manning 1-7; Drayton 1-6; McPhail 1-5; Pritchett 1-5.
 Tampa Bay: Thomas 1-19; Green 1-17; Hunter 1-17, 1 TD; Williams 1-14; Copeland 1-13; Anthony 1-10.
INTERCEPTIONS – Miami: Buckley 1-18; Madison 1-4.
 Tampa Bay: Lynch 1-28; Abraham 1-0; Bouie 1-0.
SACKS – Miami: Brigance 1; Bromell 1; Taylor 1.
 Tampa Bay: Cannida 1.
MISSED FIELD GOALS – Miami: None.
 Tampa Bay: None.

PRESEASON GAME 3

DOLPHINS 21, SAN FRANCISCO 20
August 23, 1998

3Com Park
San Francisco, CA

Rookie running back John Avery rushed for two second-half touchdowns, lifting the Dolphins to a 21-20 come-from-behind victory over the San Francisco 49ers at 3Com Park. The 49ers took a 7-0 lead with 3:45 left in the first quarter when Steve Young found a wide open Terrell Owens for a 72-yard TD. The score came two plays after Lee Woodall recovered a Karim Abdul-Jabbar fumble at the 49ers' 11-yard line. The Dolphins equaled the count at seven apiece 1:02 into the second quarter when Dan Marino hit Charles Jordan in stride for a 37-yard touchdown on third-and-10. The 49ers went back on top with just 1:08 remaining in the first half when Young and Owens again combined for a score, this time from one-yard out. The touchdown pass capped a 12-play, 80-yard drive that used 4:31 of the clock. It came four plays after Young connected with Mark Harris for a 40-yard completion to the Dolphins' three-yard line. The tandem of Young and Owens struck for the third time, 2:47 into the third quarter, on a 26-yard touchdown connection. The score came three plays after Miami cornerback Terrell Buckley was called for a 34-yard pass interference, putting San Francisco at the Dolphins' 32-yard line. The PAT was no good, and it would ultimately cost San Francisco the game. The Dolphins closed the deficit to six points with 3:27 to play in the third quarter on a John Avery two-yard scoring run on fourth-and-goal. The scoring drive started at the 49ers' 36-yard line after Shawn Wooden intercepted a Jim Druckenmiller pass and returned it seven yards. The score occurred four plays after Dan Marino hit Lamar Thomas for a 26-yard completion to the 49ers' nine-yard line. Miami took its first lead of the game 2:57 into the fourth quarter when Avery broke loose down the left sideline for a 71-yard touchdown run. The 49ers were not able to get into Dolphins' territory on any of their final five series of the game, covering the entire fourth quarter.

MIAMI	0	7	7	7	-	21
SAN FRANCISCO	7	7	6	0	-	20

SF - Owens, 72 pass from Young (Becksvort kick)	2/89/0:41	1 - 11:15
M - Jordan, 37 pass from Marino (Mare kick)	9/72/4:47	2 - 1:02
SF - Owens, 1 pass from Young (Becksvort kick)	12/80/4:31	2 - 13:52
SF - Owens, 26 pass from Young (run failed)	5/80/2:47	3 - 2:47
M - Avery, 2 run (Mare kick)	6/36/2:54	3 - 11:33
M - Avery, 71 run (Mare kick)	3/80/1:31	4 - 2:57

ATT. - 53,214

	Miami	San Francisco
First Downs/Total-Rush-Pass-Pen.	13/4-7-2	18/3-12-3
Third Down Efficiency	7-16/43.8%	7-15/46.7%
Total Yards-Plays-Average	291-60-4.9	321-64-5.0
Rushes-Yards-Average	32-134-4.2	24-50-2.1
Net Yards Passing-Sacked-Yards Lost	157-1-3	271-1-5
Passes Attempted-Completed-Intercepted	27-13-0	39-20-1
Punts/Number-Average	8-45.5	6-42.5
Penalties/Number-Yards	7-79	7-81
Fumbles/Number-Lost	2-1	1-0
Time of Possession	31:38	28:22

INDIVIDUAL STATISTICS

RUSHING - Miami: Avery 13-99, 2 TDs; Nealy 6-20; Abdul-Jabbar 9-14; Erickson 2-4; Huard 2-(-3).
San Francisco: Levy 12-20; Young 3-17; Edwards 3-7; Hearst 5-4; Detmer 1-2.

PASSING - Miami: Marino 23-12-0, 158 yards, 1 TD; Erickson 4-1-0, 2 yards, 0 TDs; Huard 0-0-0, 0 yards, 0 TDs.
San Francisco: Young 21-13-0, 232 yards, 3 TDs; Druckenmiller 12-5-1, 34 yards, 0 TDs; Detmer 6-2-0, 10 yards, 0 TDs.

RECEIVING - Miami: Jordan 5-65, 1 TD; McDuffie 3-33; L. Thomas 1-26; Gadsden 1-16; Alexander 1-9; Pritchett 1-9; Avery 1-2.
San Francisco: Owens 7-142, 3 TDs; Stokes 4-33; Harris 2-47; Uwaezuoke 2-17; Smith 2-13; Levy 2-3; Hearst 1-21.

INTERCEPTIONS - Miami: Wooden 1-7 yards.
San Francisco: None.

SACKS - Miami: Taylor 1.
San Francisco: T. Smith 1.

MISSED FIELD GOALS - Miami: None.
San Francisco: None.

PRESEASON GAME 4

DOLPHINS 21, GREEN BAY 7
August 28, 1998

Pro Player Stadium
Miami, FL

The Dolphins capped the fourth perfect preseason in team history and the first since 1981 with a defensive performance that limited the Packers to just 39 yards rushing on 20 carries in a 21-7 win at Pro Player Stadium. Miami scored on the initial possession of the game when Karim Abdul-Jabbar capped a 12-play, 55-yard drive with a one-yard touchdown run on third-and-goal. The drive started at the Dolphins' 45-yard line following a 41-yard kickoff return by John Avery. Dan Marino completed all three of his passes totaling 27 yards, and Abdul-Jabbar rushed for 23 yards on the march. The Packers got to the Dolphins' 23-yard line on the ensuing series, but Tim Bowens recovered a Brett Favre fumble. Jonathan Brown picked up an Avery fumble at the Dolphins' 11-yard line with 6:40 left in the second half. After Miami held Green Bay to one yard over the next three plays, Ryan Longwell's 29-yard field goal attempt sailed wide right. Green Bay got into Miami territory late in the first half, but Jason Taylor intercepted a Doug Pederson pass and returned it 38 yards to the Packers' 26-yard line. Abdul-Jabbar then carried the ball on five straight plays, the final one being a one-yard run for his second score of the night, with just 29 seconds remaining in the first half. On their opening possession of the second half, the Dolphins put together an 11-play, 45-yard drive that used 4:57 of the clock and ended with a four-yard scoring strike from Damon Huard to Hendrick Lusk. The march began at the Packers' 45-yard line following a 16-yard punt return by Terrell Buckley. The key play was a 31-yard completion from Huard to Oronde Gadsden, putting the Dolphins at the Packers' 14-yard line. The Packers spoiled the Dolphins' shutout hopes when Matt Hasselbeck connected with Ronnie Anderson for a 31-yard touchdown strike with 4:40 to play in the contest, culminating a two-play drive. One play earlier, Hasselbeck hit William Henderson for a 27-yard completion.

GREEN BAY	0	0	0	7	-	7
MIAMI	7	7	7	0	-	21

M - Abdul-Jabbar, 1 run (Mare kick)	12/55/7:11	1 - 7:11
M - Abdul-Jabbar, 1 run (Mare kick)	5/26/1:34	2 - 14:31
M - Lusk, 4 pass from Huard (Mare kick)	11/45/4:57	3 - 6:13
GB - Anderson, 31 pass from Hasselbeck (Longwell kick)	2/58/0:46	4 - 10:20

ATT. - 61,915

	Green Bay	Miami
First Downs/Total-Rush-Pass-Pen.	11/1-9-1	17/11-5-1
Third Down Efficiency	2-14/14.3%	5-16/31.3%
Total Yards-Plays-Average	232-52-4.5	259-69-3.8
Rushes-Yards-Average	20-39-2.0	47-154-3.3
Net Yards Passing-Sacked-Yards Lost	193-3-16	105-2-7
Passes Attempted-Completed-Intercepted	29-12-2	20-10-1
Punts/Number-Average	8-39.0	7-40.9
Penalties/Number-Yards	10-85	6-74
Fumbles/Number-Lost	1-1	2-1
Time of Possession	24:12	35:48

INDIVIDUAL STATISTICS

RUSHING - Miami: Abdul-Jabbar 16-56, 2 TDs; Nealy 10-49; Avery 14-33; Parmalee 3-15; Pritchett 1-5; Huard 3-(-4).

Green Bay: Jervey 9-10; Pederson 1-10; Harris 7-8; Hasselbeck 1-7; Freeman 1-4; Favre 1-0.

PASSING - Miami: Marino 7-3-0, 27 yards, 0 TDs; Huard 13-7-1, 85 yards, 1 TD.

Green Bay: Favre 7-4-0, 69 yards, 0 TDs; Pederson 9-3-1, 21 yards, 0 TDs; Hasselbeck 13-5-1, 119 yards, 1 TD.

RECEIVING - Miami: Gadsden 4-67; Manning 2-15; McDuffie 1-16; Pritchett 1-6; Lusk 1-4, 1 TD; Nealy 1-4.

Green Bay: Chmura 3-44; Freeman 3-43; Anderson 2-81, 1 TD; Henderson 2-30; Harris 1-6; McKinney 1-5.

INTERCEPTIONS - Miami: Taylor 1-38 yards; Buckley 1-2 yards.

Green Bay: McDaniel 1-18 yards.

SACKS - Miami: Burton 1.5; Armstrong 1; Bromell 0.5.

Green Bay: Joyner 2.

MISSED FIELD GOALS - Miami: None

Green Bay: Longwell 29 (WR).

DOLPHIN FACT

Of the 34 playoff games in the history of the Dolphins, Miami has led at the half on 15 occasions and in those 15 games, the Dolphins are 11-4. In all playoff games, Miami is 18-16.

ALL-TIME PRESEASON RESULTS

1966 (0-4)			
DATE	SITE	ATT.	SCORE
8/6	at San Diego	25,712	San Diego 38, Miami 10
8/12	at Miami	36,366	Kansas City 33, Miami 0
8/20	at Jacksonville	11,000	N.Y. Jets 31, Miami 14
8/24	at Memphis	18,442	Denver 28, Miami 16
1967 (2-3)			
DATE	SITE	ATT.	SCORE
7/29	at Akron	7,000	Miami 19, Denver 2
8/5	at Memphis	21,200	Miami 10, Buffalo 7
8/12	at Miami	35,871	San Diego 20, Miami 19
8/19	at Miami	50,822	Atlanta 27, Miami 17
9/2	at Charleston	11,214	New Orleans 20, Miami 17
1968 (2-2-1)			
DATE	SITE	ATT.	SCORE
8/11	at Rochester	12,000	Miami 28, Buffalo 28
8/17	at Miami	41,909	Miami 23, Philadelphia 7
8/23	at Jacksonville	15,003	Boston 19, Miami 17
8/31	at Miami	63,202	Baltimore 22, Miami 13
9/7	at Miami	31,014	Miami 19, Atlanta 13
1969 (1-5)			
DATE	SITE	ATT.	SCORE
8/2	at Tampa	32,932	Minnesota 45, Miami 10
8/9	at Miami	49,592	Chicago 16, Miami 10
8/16	at Miami	31,663	Philadelphia 14, Miami 10
8/23	at Cincinnati	24,127	Cincinnati 28, Miami 21
8/30	at Miami	52,680	Baltimore 23, Miami 10
9/6	at Birmingham	10,700	Miami 13, Boston 0
1970 (4-2)			
DATE	SITE	ATT.	SCORE
8/8	at Jacksonville	11,800	Miami 16, Pittsburgh 10
8/15	at Miami	56,739	Miami 20, Cincinnati 10
8/22	at Miami	52,812	Miami 17, San Francisco 7
8/29	at Miami	73,533	Miami 20, Baltimore 13
9/5	at Tampa	32,601	Washington 26, Miami 21
9/12	at Miami	43,714	Atlanta 20, Miami 17
1971 (2-3-1)			
DATE	SITE	ATT.	SCORE
8/7	at Miami	64,005	Cincinnati 27, Miami 10
8/13	at Miami	57,008	Miami 17, San Francisco 17
8/21	at Milwaukee	46,464	Green Bay 10, Miami 7
8/28	at Miami	59,567	Miami 28, Detroit 24
9/4	at Miami	57,173	Miami 27, Washington 10
9/11	at Minnesota	45,880	Minnesota 24, Miami 0
1972 (3-3)			
DATE	SITE	ATT.	SCORE
8/5	at Detroit	53,194	Detroit 31, Miami 23
8/12	at Miami	73,525	Green Bay 14, Miami 13
8/19	at Cincinnati	55,808	Miami 35, Cincinnati 17
8/25	at Miami	73,470	Miami 24, Atlanta 10
8/31	at Washington	52,098	Washington 27, Miami 24
9/10	at Miami	75,826	Miami 21, Minnesota 19
1973 (4-2-1)			
DATE	SITE	ATT.	SCORE
7/27	at Chicago	54,103	Miami 14, College All-Stars 3
8/4	at Miami	78,091	Miami 14, Cincinnati 13
8/11	at Miami	78,112	Miami 14, New Orleans 13
8/18	at Miami	78,590	Miami 9, Chicago 9
8/24	at Miami	78,618	Miami 17, Los Angeles 14
8/31	at Minnesota	45,894	Minnesota 20, Miami 17
9/6	at Dallas	58,656	Dallas 26, Miami 23

1974 (4-2)

DATE	SITE	ATT.	SCORE
8/2	at Cincinnati	37,925	Cincinnati 19, Miami 13
8/10	at Miami	55,073	Miami 45, New Orleans 20
8/19	at Miami	67,963	Miami 21, Minnesota 9
8/24	at Los Angeles	64,663	Los Angeles 31, Miami 13
8/30	at Miami	54,666	Miami 21, Green Bay 10
9/7	at Chicago	55,093	Miami 30, Chicago 7

1975 (5-1)

DATE	SITE	ATT.	SCORE
8/9	at Miami	55,567	Miami 7, Cincinnati 3
8/16	at Miami	52,923	Miami 20, Detroit 14
8/23	at New Orleans	59,646	Miami 20, New Orleans 10
9/1	at Minnesota	47,544	Minnesota 20, Miami 7
9/6	at Miami	51,861	Miami 21, Chicago 10
9/13	at Miami	52,835	Miami 31, N.Y. Giants 13

1976 (6-0)

DATE	SITE	ATT.	SCORE
7/31	at Miami	50,469	Miami 16, Minnesota 3
8/8	at Detroit	53,036	Miami 30, Detroit 21
8/14	at Miami	51,869	Miami 24, Philadelphia 16
8/21	at Tampa Bay	67,466	Miami 28, Tampa Bay 21
8/28	at Houston	43,146	Miami 10, Houston 6
9/4	at New Orleans	63,950	Miami 20, New Orleans 7

1977 (4-2)

DATE	SITE	ATT.	SCORE
8/6	at Tampa Bay	62,056	Miami 13, Tampa Bay 7
8/13	at Miami	43,282	Miami 27, Washington 15
8/20	at Dallas	57,482	Miami 20, Dallas 14
8/26	at Minnesota	47,678	Minnesota 33, Miami 7
9/3	at Miami	38,235	New Orleans 17, Miami 10
9/11	at N.Y. Giants	51,561	Miami 27, N.Y. Giants 21

1978 (4-1)

DATE	SITE	ATT.	SCORE
7/29	at Canton	18,355	Philadelphia 17, Miami 3
8/5	at Miami	45,068	Miami 28, St. Louis 7
8/12	at New Orleans	53,602	Miami 31, New Orleans 17
8/18	at Miami	52,851	Miami 30, Minnesota 22
8/25	at Tampa Bay	70,321	Miami 24, Tampa Bay 20

1979 (4-0)

DATE	SITE	ATT.	SCORE
8/3	at Miami	46,130	Miami 14, New Orleans 7
8/11	at Tampa Bay	70,631	Miami 13, Tampa Bay 7
8/18	at Minnesota	47,696	Miami 21, Minnesota 10
8/24	at Miami	47,951	Miami 14, Philadelphia 13

1980 (3-1)

DATE	SITE	ATT.	SCORE
8/10	at Miami	41,345	Miami 17, Detroit 7
8/18	at Seattle	63,757	Miami 24, Seattle 7
8/23	at Miami	41,986	Minnesota 17, Miami 10
8/29	at New Orleans	51,473	Miami 20, New Orleans 0

1981 (4-0)

DATE	SITE	ATT.	SCORE
8/8	at Minnesota	47,596	Miami 20, Minnesota 6
8/15	at Miami	41,502	Miami 24, Denver 14
8/22	at Detroit	54,676	Miami 31, Detroit 27
8/28	at Miami	41,290	Miami 31, Kansas City 7

1982 (2 -1-1)

DATE	SITE	ATT.	SCORE
8/14	at Miami	45,681	Miami 24, Washington 7
8/21	at Denver	74,465	Denver 17, Miami 14
8/28	at Kansas City	42,403	Miami 17, Kansas City 17 (OT)
9/3	at Miami	46,257	Miami 16, N.Y. Giants 13

1983 (2-2)			
DATE	SITE	ATT.	SCORE
8/6	at Dallas	46,826	Dallas 20, Miami 17
8/13	at Miami	38,735	New Orleans 19, Miami 17
8/19	at Washington	54,750	Miami 38, Washington 7
8/26	at N.Y. Giants	58,732	Miami 24, N.Y. Giants 3
1984 (3-1)			
DATE	SITE	ATT.	SCORE
8/4	at Miami	37,559	Miami 24, Indianapolis 3
8/11	at Minnesota	54,003	Miami 27, Minnesota 7
8/19	at L.A. Raiders	40,099	Miami 29, L.A. Raiders 23
8/24	at Tampa Bay	53,023	Tampa Bay 14, Miami 13
1985 (2-2)			
DATE	SITE	ATT.	SCORE
8/10	at Miami	41,129	Minnesota 16, Miami 13 (OT)
8/17	at Miami	37,557	Miami 27, Buffalo 17
8/24	at L.A. Raiders	45,733	Miami 23, L.A. Raiders 17
8/30	at Atlanta	32,768	Atlanta 19, Miami 17
1986 (2-2)			
DATE	SITE	ATT.	SCORE
8/9	at Minnesota	52,865	Minnesota 30, Miami 16
8/15	at Miami	50,815	Cleveland 17, Miami 10
8/23	at Philadelphia	51,635	Miami 20, Philadelphia 15
8/29	at Miami	45,766	Miami 21, Tampa Bay 3
1987 (2-2)			
DATE	SITE	ATT.	SCORE
8/16	at Miami	63,451	Chicago 10, Miami 3
8/24	at Denver	74,288	Denver 31, Miami 28
8/29	at Philadelphia	38,728	Miami 35, Philadelphia 3
9/4	at Miami	66,236	Miami 34, Buffalo 20
1988 (2-3)			
DATE	SITE	ATT.	SCORE
7/31	at London	70,535	Miami 27, San Francisco 21
8/6	at Chicago	60,386	Chicago 20, Miami 17
8/13	at Miami	51,270	Washington 27, Miami 10
8/19	at Miami	49,795	Miami 16, Denver 13 (OT)
8/26	at Minnesota	51,463	Minnesota 24, Miami 17
1989 (0-4)			
DATE	SITE	ATT.	SCORE
8/14	at Miami	51,085	Chicago 28, Miami 20
8/19	at Jacksonville	56,712	Houston 26, Miami 10
8/25	at Washington	51,438	Washington 35, Miami 21
9/2	at Miami	41,748	Philadelphia 20, Miami 10
1990 (1-3)			
DATE	SITE	ATT.	SCORE
8/11	at Chicago	56,449	Chicago 10, Miami 6
8/18	at Philadelphia	52,404	Philadelphia 23, Miami 14
8/25	at Miami	44,897	Miami 17, Denver 16
8/31	at Miami	44,689	Minnesota 20, Miami 17
1991 (3-2)			
DATE	SITE	ATT.	SCORE
7/26	at Miami	49,939	Chicago 6, Miami 0
8/4	at Tokyo	51,122	Miami 19, L.A. Raiders 17
8/10	at Tampa Bay	51,387	Miami 29, Tampa Bay 13
8/19	at Denver	72,555	Denver 21, Miami 13
8/24	at Miami	44,099	Miami 28, New Orleans 24
1992 (3-2)			
DATE	SITE	ATT.	SCORE
8/1	at Orlando	63,100	Miami 22, Washington 21
8/7	at Miami	50,803	Dallas 27, Miami 24
8/16	at Berlin	60,813	Miami 31, Denver 27
8/22	at Miami	42,136	Miami 22, Tampa Bay 7
8/27	at Baltimore	60,021	New Orleans 17, Miami 3

1993 (3-1)			
DATE	SITE	ATT.	SCORE
8/7	at Atlanta	51,798	Miami 28, Atlanta 27
8/14	at Miami	49,896	Miami 19, Washington 10
8/20	at Denver	59,393	Denver 34, Miami 24
8/28	at Miami	43,233	Miami 23, N.Y. Giants 17
1994 (3-2)			
DATE	SITE	ATT.	SCORE
7/30	at N.Y. Giants	61,720	Miami 20, N.Y. Giants 19
8/6	at Miami	47,244	Miami 24, Pittsburgh 14
8/13	at Milwaukee	52,759	Miami 31, Green Bay 24
8/20	at Miami	51,242	Tampa Bay 29, Miami 14
8/26	at Minnesota	46,933	Minnesota 31, Miami 16
1995 (1-3)			
DATE	SITE	ATT.	SCORE
8/4	at Miami	51,745	Jacksonville 24, Miami 21
8/11	at Atlanta	42,579	Atlanta 37, Miami 0
8/19	at Miami	48,556	Miami 27, Washington 13
8/25	at Orlando	58,595	Tampa Bay 24, Miami 17
1996 (3-1)			
DATE	SITE	ATT.	SCORE
8/3	at Miami	51,141	Miami 13, Tampa Bay 10
8/11	at Chicago	50,761	Chicago 24, Miami 21
8/19	at Miami	55,598	Miami 24, Minnesota 17
8/23	at Tampa Bay	40,137	Miami 19, Tampa Bay 7
1997 (3-2)			
DATE	SITE	ATT.	SCORE
7/26	at Green Bay	59,089	Green Bay 20, Miami 0
8/4	at Mexico City	104,629	Miami 38, Denver 19
8/10	at Miami	57,782	Miami 21, Chicago 14
8/16	at Tampa Bay	35,024	Tampa Bay 24, Miami 10
8/21	at Miami	57,400	Miami 28, Washington 7
1998 (4-0)			
DATE	SITE	ATT.	SCORE
8/8	at Washington	64,243	Miami 19, Washington 16
8/13	at Miami	59,184	Miami 14, Tampa Bay 13
8/23	at San Francisco	53,214	Miami 21, San Francisco 20
8/28	at Miami	61,915	Miami 21, Green Bay 7

YEAR-BY-YEAR SCORES

● local TV blackout lifted (MN) = Monday night (TH) = Thursday night (SN) = Sunday night (FR) = Friday night

1966: Won 3, Lost 11 Fourth (tied) - Eastern Division				Head Coach: George Wilson	
				DISTRIB	ACTUAL
9/2	OAKLAND	L	14-23	26,776	25,188
9/9	NEW YORK JETS	L	14-19	34,402	33,650
9/18	at Buffalo	L	24-58	37,546	37,176
10/2	at San Diego	L	10-44	26,451	26,444
10/9	at Oakland	L	10-21	30,787	28,863
10/16	DENVER	W	24-7	23,393	22,191
10/23	at Houston	W	20-13	23,173	21,999
11/6	BUFFALO	L	0-29	37,177	36,685
11/13	at Kansas City	L	16-34	34,063	33,733
11/20	at New York Jets	L	13-30	58,664	57,092
11/27	BOSTON	L	14-20	22,754	22,480
12/4	at Denver	L	7-17	32,592	32,116
12/11	KANSAS CITY	L	18-19	19,387	17,881
12/18	HOUSTON	W	29-28	20,045	19,274
				427,210	414,772

1967: **Won 4, Lost 10** **Head Coach: George Wilson**
Third (tied) - Eastern Division

				DISTRIB	ACTUAL
9/17	DENVER	W	35-21	29,381	29,072
9/24	KANSAS CITY	L	0-24	36,272	33,280
10/1	at New York Jets.....	L	7-29	61,240	59,433
10/8	at Kansas City.....	L	0-41	45,291	42,920
10/15	at Boston	L	10-41	23,955	17,859
10/22	NEW YORK JETS	L	14-33	30,049	28,392
11/5	at Buffalo	L	13-35	31,622	30,950
11/12	at San Diego	L	0-24	34,761	32,395
11/19	at Oakland	L	17-31	37,295	33,753
11/26	BUFFALO	W	17-14	27,050	24,357
12/3	at Houston.....	L	14-17	21,865	20,979
12/10	SAN DIEGO	W	41-24	23,032	23,007
12/17	BOSTON	W	41-32	25,969	22,079
12/23	HOUSTON	L	10-41	31,121	29,628
				458,903	428,104

1968: **Won 5, Lost 8, Tied 1** **Head Coach: George Wilson**
Third - Eastern Division

				DISTRIB	ACTUAL
9/14	HOUSTON	L	10-24	40,067	38,097
9/21	OAKLAND	L	21-47	30,021	28,751
9/28	KANSAS CITY	L	3-48	28,501	27,732
10/6	at Houston.....	W	24-7	36,109	35,424
10/12	BUFFALO	T	14-14	28,653	28,559
10/20	at Cincinnati	W	24-22	25,936	25,076
10/27	at Denver	L	14-21	44,115	43,411
11/3	at San Diego	L	28-34	37,281	31,686
11/10	at Buffalo	W	21-17	28,759	28,399
11/17	CINCINNATI	L	21-38	31,747	30,304
11/24	at Boston	W	34-10	18,305	13,646
12/1	at New York Jets.....	L	17-35	61,766	60,207
12/8	BOSTON	W	38-7	24,902	24,242
12/15	NEW YORK JETS	L	7-31	32,843	31,302
				469,005	446,836

1969: **Won 3, Lost 10, Tied 1** **Head Coach: George Wilson**
Fifth - Eastern Division

				DISTRIB	ACTUAL
9/14	at Cincinnati	L	21-27	25,335	24,487
9/20	at Oakland	L	17-20	50,277	48,477
9/28	at Houston	L	10-22	41,086	40,387
10/4	OAKLAND	T	20-20	35,614	32,668
10/11	SAN DIEGO	L	14-21	34,585	33,073
10/19	at Kansas City	L	10-17	49,809	47,038
10/26	BUFFALO	W	24-6	39,837	39,194
11/2	at New York Jets.....	L	31-34	61,761	60,793
11/9	at Boston	W	17-16	19,821	10,665
11/16	at Buffalo	L	3-28	32,868	32,344
11/23	HOUSTON	L	7-32	27,218	27,114
11/30	Boston (at Tampa)	L	23-38	32,121	27,179
12/7	DENVER	W	27-24	25,332	24,972
12/14	NEW YORK JETS	L	9-27	48,108	42,148
				523,772	490,539

1970: **Won 10, Lost 4** **Head Coach: Don Shula**
Second - Eastern Division

				DISTRIB	ACTUAL
9/20	at Boston.....	L	14-27	32,607	27,265
9/27	at Houston	W	20-10	39,840	38,779
10/3	OAKLAND	W	20-13	57,140	54,412
10/10	at New York Jets.....	W	20-6	62,712	61,801
10/18	at Buffalo	W	33-14	41,312	40,820
10/25	CLEVELAND	L	0-28	75,313	70,872
11/1	at Baltimore	L	0-35	60,240	59,305
11/8	at Philadelphia.....	L	17-24	58,171	53,149
11/15	NEW ORLEANS	W	21-10	42,866	41,557

11/22	BALTIMORE.....	W	34-17	67,699	63,362
11/30	at Atlanta (MN).....	W	20-7	54,036	53,303
12/6	BOSTON.....	W	37-20	51,034	46,370
12/13	NEW YORK JETS.....	W	16-10	75,099	71,892
12/20	BUFFALO.....	W	45-7	70,990	64,957
				789,059	747,844
AMERICAN CONFERENCE PLAYOFF					
12/27	at Oakland.....	L	14-21	54,401	52,594
1971:	Won 10, Lost 3, Tied 1			Head Coach: Don Shula	
	First - Eastern Division				
				DISTRIB	ACTUAL
9/19	at Denver.....	T	10-10	51,228	50,499
9/26	at Buffalo.....	W	29-14	45,139	44,626
10/3	NEW YORK JETS.....	L	10-14	70,670	67,161
10/10	at Cincinnati.....	W	23-13	60,099	59,090
10/17	NEW ENGLAND.....	W	41-3	58,822	56,222
10/24	at New York Jets.....	W	30-14	62,130	61,170
10/31	at Los Angeles.....	W	20-14	72,903	68,386
11/7	BUFFALO.....	W	34-0	61,016	57,748
11/14	PITTSBURGH.....	W	24-21	66,435	63,178
11/21	BALTIMORE.....	W	17-14	75,312	73,063
11/29	CHICAGO (MN).....	W	34-3	75,312	73,071
12/5	at New England.....	L	13-34	61,457	60,110
12/11	at Baltimore.....	L	3-14	60,238	59,293
12/19	GREEN BAY.....	W	27-6	75,312	74,215
				896,073	867,832
AMERICAN CONFERENCE PLAYOFF					
12/25	at Kansas City.....	W	27-24 (2 OT)	50,374	45,882
AMERICAN CONFERENCE CHAMPIONSHIP					
1/2	BALTIMORE.....	W	21-0	78,939	78,629
SUPER BOWL VI AT NEW ORLEANS					
1/16	Dallas.....	L	3-24	81,023	80,591
1972:	Won 14, Lost 0			Head Coach: Don Shula	
	First - Eastern Division				
				DISTRIB	ACTUAL
9/17	at Kansas City.....	W	20-10	79,829	78,736
9/24	HOUSTON.....	W	34-13	77,821	75,069
10/1	at Minnesota.....	W	16-14	47,900	45,766
10/8	at New York Jets.....	W	27-17	63,841	61,720
10/15	SAN DIEGO.....	W	24-10	80,010	78,212
10/22	BUFFALO.....	W	24-23	80,010	78,175
10/29	at Baltimore.....	W	23-0	60,000	59,303
11/5	at Buffalo.....	W	30-16	46,206	45,659
11/12	NEW ENGLAND.....	W	52-0	80,010	78,148
11/19	NEW YORK JETS.....	W	28-24	80,010	78,166
11/27	ST. LOUIS (MN).....	W	31-10	80,010	78,190
12/3	at New England.....	W	37-21	60,999	60,144
12/10	at New York Giants.....	W	23-13	62,728	62,728
12/16	BALTIMORE.....	W	16-0	80,010	78,202
				979,384	958,218
AMERICAN CONFERENCE PLAYOFF					
12/24	CLEVELAND.....	W	20-14	78,916	78,196
AMERICAN CONFERENCE CHAMPIONSHIP					
12/31	at Pittsburgh.....	W	21-17	50,845	50,350
SUPER BOWL VII AT LOS ANGELES					
1/14	Washington.....	W	14-7	90,182	85,462
1973:	Won 12, Lost 2			Head Coach: Don Shula	
	First - Eastern Division				
				DISTRIB	ACTUAL
9/16	● SAN FRANCISCO.....	W	21-13	78,768	68,275
9/23	at Oakland.....	L	7-12	74,121	74,044
9/30	● NEW ENGLAND.....	W	44-23	78,830	62,508
10/7	● NEW YORK JETS.....	W	31-3	78,821	63,850
10/15	● at Cleveland (MN).....	W	17-9	78,424	72,070
10/21	● BUFFALO.....	W	27-6	78,738	65,241
10/28	● at New England.....	W	30-14	60,268	57,617

11/4	● at New York Jets.....	W	24-14	61,462	57,591
11/11	● BALTIMORE	W	44-0	78,854	60,332
11/18	● at Buffalo	W	17-0	79,401	77,138
11/22	● at Dallas	W	14-7	62,967	58,089
12/3	● PITTSBURGH (MN)	W	30-26	78,922	68,901
12/9	at Baltimore	L	3-16	57,834	41,005
12/15	● DETROIT.....	W	34-7	78,337	53,375
				1,025,747	880,036
AMERICAN CONFERENCE PLAYOFF					
12/23	CINCINNATI	W	34-16	78,928	75,770
AMERICAN CONFERENCE CHAMPIONSHIP					
12/30	● OAKLAND	W	27-10	79,325	75,105
SUPER BOWL VIII AT HOUSTON					
1/13	Minnesota	W	24-7	71,882	68,142
1974:	Won 11, Lost 3				Head Coach: Don Shula
	First - Eastern Division				
				DISTRIB	ACTUAL
9/15	at New England.....	L	24-34	55,006	54,193
9/22	● at Buffalo	W	24-16	79,463	78,990
9/29	at San Diego	W	28-21	45,098	44,706
10/7	● NEW YORK JETS (MN) ...	W	21-17	78,219	61,527
10/13	● at Washington	L	17-20	54,395	54,395
10/20	KANSAS CITY	W	9-3	75,358	67,779
10/27	BALTIMORE.....	W	17-7	72,849	65,868
11/3	ATLANTA	W	42-7	74,935	64,399
11/10	at New Orleans	W	21-0	74,289	73,458
11/17	● BUFFALO	W	35-28	78,771	69,313
11/24	● at New York Jets	L	14-17	60,481	57,162
12/2	CINCINNATI (MN).....	W	24-3	78,675	71,962
12/8	at Baltimore	W	17-16	40,911	34,420
12/15	● NEW ENGLAND	W	34-27	78,611	56,920
				947,061	855,092
AMERICAN CONFERENCE PLAYOFF					
12/21	at Oakland.....	L	26-28	53,023	52,817
1975:	Won 10, Lost 4				Head Coach: Don Shula
	First (Tied) - Eastern Division				
				DISTRIB	ACTUAL
9/22	OAKLAND (MN)	L	21-31	78,805	78,744
9/28	● at New England.....	W	22-14	61,279	60,602
10/5	● at Green Bay	W	31-7	56,267	55,270
10/12	PHILADELPHIA	W	24-16	62,925	60,127
10/19	● at New York Jets.....	W	43-0	60,471	47,191
10/26	● at Buffalo	W	35-30	79,429	79,080
11/2	at Chicago	W	46-13	56,577	51,298
11/9	NEW YORK JETS	W	27-7	75,631	72,896
11/16	● at Houston	L	19-20	50,494	48,892
11/23	BALTIMORE.....	L	17-33	67,029	61,986
12/1	NEW ENGLAND (MN)	W	20-7	68,480	61,963
12/7	BUFFALO	W	31-21	78,701	74,573
12/14	● at Baltimore	L	7-10 (OT)	59,808	59,398
12/20	DENVER	W	14-13	56,187	43,064
				912,083	855,084
1976:	Won 6, Lost 8				Head Coach: Don Shula
	Third-Eastern Division				
				DISTRIB	ACTUAL
9/13	at Buffalo (MN).....	W	30-21	77,800	77,683
9/19	at New England.....	L	14-30	46,227	46,053
9/26	NEW YORK JETS	W	16-0	53,600	49,754
10/3	LOS ANGELES	L	28-31	65,314	60,753
10/10	● at Baltimore	L	14-28	59,295	58,832
10/17	KANSAS CITY	L	17-20 (OT)	50,471	43,325
10/24	at Tampa Bay	W	23-20	63,016	59,155
10/31	NEW ENGLAND	W	10-3	57,984	52,863
11/7	at New York Jets.....	W	27-7	58,882	53,344
11/14	● at Pittsburgh	L	3-14	49,813	48,945
11/22	BALTIMORE (MN).....	L	16-17	68,372	62,104

11/28	at Cleveland	L	13-17	76,562*	74,715
12/5	BUFFALO	W	45-27	51,423	43,475
12/11	MINNESOTA	L	7-29	52,945	46,543
				831,704	777,544

1977: **Won 10, Lost 4** Head Coach: Don Shula
First (Tied) - Eastern Division

				DISTRIB	ACTUAL
9/18	at Buffalo	W	13-0	78,048	76,097
9/25	at San Francisco	W	19-15	45,560	40,503
10/2	HOUSTON	W	27-7	50,764	49,619
10/9	at Baltimore	L	28-45	57,829	57,005
10/16	NEW YORK JETS	W	21-17	45,048	43,446
10/23	SEATTLE	W	31-13	38,967	29,858
10/30	SAN DIEGO	L	13-14	47,525	40,670
11/6	at New York Jets.....	W	14-10	53,698	51,582
11/13	NEW ENGLAND	W	17-5	67,907	67,502
11/20	● at Cincinnati	L	17-23	58,710	46,733
11/24	● at St. Louis	W	55-14	50,855	50,269
12/5	● BALTIMORE (MN).....	W	17-6	74,216	68,977
12/11	● at New England.....	L	10-14	61,279	61,064
12/17	BUFFALO	W	31-14	45,855	39,626
				776,261	722,951

1978: **Won 11, Lost 5** Head Coach: Don Shula
First (Tied) - Eastern Division

				DISTRIB	ACTUAL
9/3	at New York Jets.....	L	20-33	53,941	49,598
9/10	at Baltimore	W	42-0	47,658	46,426
9/17	BUFFALO	W	31-24	51,362	48,373
9/24	● at Philadelphia	L	3-17	64,328	62,998
10/1	ST. LOUIS	W	24-10	47,650	43,882
10/9	CINCINNATI (MN).....	W	21-0	57,481	54,729
10/15	at San Diego	W	28-21	51,426	50,637
10/22	● at New England.....	L	24-33	61,297	60,424
10/29	BALTIMORE	W	26-8	55,783	53,524
11/5	● DALLAS	W	23-16	74,058	70,414
11/12	at Buffalo	W	25-24	50,110	48,623
11/20	● at Houston (MN).....	L	30-35	51,189	50,290
11/26	NEW YORK JETS	L	13-24	53,900	49,255
12/3	● at Washington	W	16-0	54,239	52,860
12/10	OAKLAND	W	23-6	73,889	73,003
12/18	NEW ENGLAND (MN).....	W	23-3	73,945	72,071
				922,256	887,107

AFC WILD-CARD PLAYOFF

12/24	HOUSTON	L	9-17	72,445	70,036
-------	---------------	---	------	--------	--------

1979: **Won 10, Lost 6** Head Coach: Don Shula
First - Eastern Division

				DISTRIB	ACTUAL
9/2	at Buffalo	W	9-7	70,841	69,441
9/9	SEATTLE	W	19-10	60,045	56,233
9/16	● at Minnesota	W	27-12	47,748	44,187
9/23	CHICAGO	W	31-16	66,598	66,011
9/30	at New York Jets	L	27-33	59,595	51,496
10/8	● at Oakland (MN).....	L	3-13	53,419	52,419
10/14	BUFFALO	W	17-7	54,062	45,597
10/21	● at New England	L	13-28	61,297	61,096
10/28	GREEN BAY	W	27-7	54,343	47,741
11/5	HOUSTON (MN)	L	6-9	73,900	70,273
11/11	BALTIMORE	W	19-0	56,884	50,193
11/18	at Cleveland	L	24-30 (OT)	81,300	80,374
11/25	at Baltimore	W	28-24	44,989	36,016
11/29	● NEW ENGLAND (TH).....	W	39-24	73,628	69,174
12/9	at Detroit	W	28-10	79,073	78,087
12/15	NEW YORK JETS	L	24-27	58,620	49,915
				996,342	930,253

AMERICAN CONFERENCE PLAYOFF

12/30	● at Pittsburgh	L	14-34	50,320	50,214
-------	-----------------------	---	-------	--------	--------

1980: **Won 8, Lost 8** Head Coach: Don Shula
Third - Eastern Division

				DISTRIB	ACTUAL
9/7	at Buffalo	L	7-17	80,020	79,598
9/14	CINCINNATI	W	17-16	45,480	38,322
9/21	● at Atlanta	W	20-17	58,558	55,479
9/28	NEW ORLEANS	W	21-16	46,599	40,946
10/5	BALTIMORE	L	17-30	53,838	50,631
10/12	● at New England	L	0-34	60,392	60,377
10/19	BUFFALO	W	17-14	49,499	41,636
10/27	at New York Jets (MN)	L	14-17	59,677	53,046
11/2	at Oakland	L	10-16	47,274	46,378
11/9	● at Los Angeles	W	35-14	67,751	62,198
11/16	SAN FRANCISCO	W	17-13	50,219	45,135
11/20	SAN DIEGO (TH)	L	24-27 (OT)	66,009	63,013
11/30	● at Pittsburgh	L	10-23	54,082	51,384
12/8	NEW ENGLAND (MN)	W	16-13 (OT)	63,936	63,292
12/14	at Baltimore	W	24-14	36,136	30,564
12/20	NEW YORK JETS	L	17-24	47,920	41,854
				887,390	823,853

1981: **Won 11, Lost 4, Tied 1** Head Coach: Don Shula
First - Eastern Division

				DISTRIB	ACTUAL
9/6	at St. Louis	W	20-7	50,923	50,351
9/10	PITTSBURGH (TH)	W	30-10	75,059	74,190
9/20	● at Houston	W	16-10	51,344	47,379
9/27	at Baltimore	W	31-28	42,452	41,630
10/4	NEW YORK JETS	T	28-28 (OT)	69,631	68,723
10/12	● at Buffalo (MN)	L	21-31	79,275	78,576
10/18	WASHINGTON	W	13-10	51,710	47,367
10/25	● at Dallas	L	27-28	65,066	64,221
11/1	BALTIMORE	W	27-10	50,473	46,061
11/8	● at New England	W	30-27 (OT)	61,297	60,436
11/15	OAKLAND	L	17-33	66,359	61,777
11/22	● at New York Jets	L	15-16	60,370	59,962
11/30	● PHILADELPHIA (MN)	W	13-10	73,916	67,797
12/6	NEW ENGLAND	W	24-14	54,326	50,421
12/13	at Kansas City	W	17-7	57,477	57,407
12/19	BUFFALO	W	16-6	73,629	72,956
				983,307	949,254

AMERICAN CONFERENCE PLAYOFF

1/2	● SAN DIEGO	L	38-41 (OT)	74,233	73,735
-----	-------------------	---	------------	--------	--------

1982: **Won 7, Lost 2** Head Coach: Don Shula
Second (Tied) - American Football Conference

				DISTRIB	ACTUAL
9/12	at New York Jets	W	45-28	54,236	53,360
9/19	BALTIMORE	W	24-20	53,823	51,999
11/21	at Buffalo	W	9-7	54,475	52,945
11/29	at Tampa Bay (MN)	L	17-23	70,686	54,854
12/5	MINNESOTA	W	22-14	50,474	45,721
12/12	at New England	L	0-3	33,293	25,716
12/18	NEW YORK JETS	W	20-19	67,825	67,702
12/27	BUFFALO (MN)	W	27-10	75,051	73,924
1/2	at Baltimore	W	34-7	22,354	19,073
				482,217	445,294

Games Lost to Strike: at Green Bay (9/26), at Cincinnati (10/3), DETROIT (10/10), NEW ENGLAND (10/17), at L.A. Raiders (10/31), SAN DIEGO (MN, 11/8), CLEVELAND (11/14)

AMERICAN CONFERENCE PLAYOFF (first round)

1/8	NEW ENGLAND	W	28-13	70,881	68,842
-----	-------------------	---	-------	--------	--------

AMERICAN CONFERENCE PLAYOFF (second round)

1/16	● SAN DIEGO	W	34-13	73,772	71,383
------	-------------------	---	-------	--------	--------

AMERICAN CONFERENCE CHAMPIONSHIP

1/23	● NEW YORK JETS	W	14-0	74,918	67,396
------	-----------------------	---	------	--------	--------

SUPER BOWL XVII AT PASADENA

1/30	Washington	L	17-27		103,667
------	------------------	---	-------	--	---------

1983: **Won 12, Lost 4** **Head Coach: Don Shula**
First - Eastern Division

				DISTRIB	ACTUAL
9/4	at Buffalo	W	12-0	80,020	78,715
9/11	NEW ENGLAND	W	34-24	62,309	59,343
9/19	at L.A. Raiders (MN)	L	14-27	60,696	57,796
9/25	KANSAS CITY	W	14-6	55,125	50,785
10/2	at New Orleans	L	7-17	71,081	66,489
10/9	BUFFALO	L	35-38 (OT)	62,716	59,948
10/16	at New York Jets	W	32-14	60,370	58,615
10/23	at Baltimore	W	21-7	45,768	32,343
10/30	L.A. RAMS	W	30-14	74,856	72,175
11/6	at San Francisco	W	20-17	61,047	57,832
11/13	at New England.....	L	6-17	61,150	60,771
11/20	BALTIMORE.....	W	37-0	59,736	54,482
11/28	● CINCINNATI (MN).....	W	38-14	75,007	74,506
12/4	at Houston.....	W	24-17	50,365	39,434
12/10	ATLANTA.....	W	31-24	62,552	56,725
12/16	NEW YORK JETS (FR)....	W	34-14	75,057	59,975
				1,017,855	939,934

AMERICAN CONFERENCE PLAYOFF

12/31	SEATTLE.....	L	20-27	75,116	71,032
-------	--------------	---	-------	--------	--------

1984: **Won 14, Lost 2** **Head Coach: Don Shula**
First - Eastern Division

				DISTRIB	ACTUAL
9/2	● at Washington	W	35-17	55,431	52,683
9/9	NEW ENGLAND	W	28-7	67,843	66,083
9/17	at Buffalo (MN).....	W	21-17	66,317	65,455
9/23	INDIANAPOLIS	W	44-7	57,813	55,415
9/30	at St. Louis	W	36-28	48,605	46,991
10/7	● at Pittsburgh	W	31-7	59,103	59,103
10/14	HOUSTON	W	28-10	59,106	54,080
10/21	at New England.....	W	44-24	60,890	60,711
10/28	BUFFALO	W	38-7	61,897	58,824
11/4	at New York Jets.....	W	31-17	76,891	72,655
11/11	PHILADELPHIA	W	24-23	70,805	70,227
11/18	at San Diego	L	28-34 (OT)	60,234	53,041
11/26	NEW YORK JETS (MN) ...	W	28-17	75,002	74,884
12/2	● L.A. RAIDERS	L	34-45	75,151	71,222
12/9	● at Indianapolis.....	W	35-17	60,695	60,411
12/17	● DALLAS (MN).....	W	28-21	75,105	74,139
				1,030,888	995,924

AMERICAN CONFERENCE PLAYOFF

12/29	● SEATTLE.....	W	31-10	74,291	73,469
-------	----------------	---	-------	--------	--------

AMERICAN CONFERENCE CHAMPIONSHIP

1/6	● PITTSBURGH	W	45-28	76,029	76,029
-----	--------------------	---	-------	--------	--------

SUPER BOWL XIX AT PALO ALTO

1/20	San Francisco	L	16-38		84,059
------	---------------------	---	-------	--	--------

1985: **Won 12, Lost 4** **Head Coach: Don Shula**
First - Eastern Division

				DISTRIB	ACTUAL
9/8	at Houston	L	23-26	50,157	47,656
9/15	INDIANAPOLIS	W	30-13	57,772	53,693
9/22	KANSAS CITY	W	31-0	72,238	69,791
9/29	● at Denver.....	W	30-26	75,100	73,614
10/6	● PITTSBURGH	W	24-20	75,070	72,820
10/14	● at New York Jets (MN).....	L	7-23	76,891	73,807
10/20	TAMPA BAY.....	W	41-38	62,987	62,335
10/27	● at Detroit	L	21-31	80,638	75,291
11/3	● at New England.....	L	13-17	61,000	58,811
11/10	● NEW YORK JETS	W	21-17	75,275	73,695
11/17	● at Indianapolis.....	W	34-20	60,656	59,666
11/24	at Buffalo	W	23-14	53,529	50,474
12/2	● CHICAGO (MN)	W	38-24	75,594	75,594
12/8	● at Green Bay	W	34-24	56,860	52,671
12/16	● NEW ENGLAND (MN)	W	30-27	75,825	69,489
12/22	BUFFALO	W	28-0	65,686	64,811
				1,075,278	1,034,218

		AMERICAN CONFERENCE PLAYOFF		
1/4	● CLEVELAND	W	24-21	75,842
				75,128
		AMERICAN CONFERENCE CHAMPIONSHIP		
1/12	● NEW ENGLAND	L	14-31	76,270
				74,978

1986: Won 8, Lost 8 **Head Coach: Don Shula**
Third - Eastern Division

				DISTRIB	ACTUAL
9/7	● at San Diego	L	28-50	60,147	57,726
9/14	INDIANAPOLIS	W	30-10	58,442	51,848
9/21	● at New York Jets	L	45-51 (OT)	76,891	71,025
9/28	SAN FRANCISCO	L	16-31	74,730	70,264
10/5	● at New England	L	7-34	61,000	60,689
10/12	BUFFALO	W	27-14	59,089	49,467
10/19	● L.A. RAIDERS	L	28-30	75,284	53,421
10/26	● at Indianapolis	W	17-13	60,596	58,350
11/2	HOUSTON	W	28-7	56,321	43,804
11/10	● at Cleveland (MN)	L	16-26	79,793	77,949
11/16	● at Buffalo	W	34-24	80,290	76,474
11/24	● NEW YORK JETS (MN) ...	W	45-3	76,254	70,206
11/30	ATLANTA	L	14-20	62,309	53,762
12/7	at New Orleans	W	31-27	69,136	64,761
12/14	● at L.A. Rams	W	37-31 (OT)	68,379	62,629
12/22	NEW ENGLAND (MN)	L	27-34	76,254	74,516
				1,094,915	996,891

1987: Won 8, Lost 7 **Head Coach: Don Shula**
Second (Tied) - Eastern Division

				DISTRIB	ACTUAL
9/13	● at New England	L	21-28	60,864	54,642
9/20	at Indianapolis	W	23-10	58,704	57,524
10/4	● at Seattle	L	20-24	32,056	19,448
10/11	KANSAS CITY	W	42-0	43,875	25,867
10/18	● at New York Jets	L	31-37 (OT)	39,000	18,249
10/25	BUFFALO	L	31-34 (OT)	70,592	61,295
11/1	PITTSBURGH	W	35-24	72,028	52,578
11/8	● at Cincinnati	W	20-14	59,931	53,840
11/15	INDIANAPOLIS	L	21-40	72,070	65,433
11/22	● at Dallas (SN)	W	20-14	63,292	56,519
11/29	at Buffalo	L	0-27	72,350	68,055
12/7	● NEW YORK JETS (MN) ...	W	37-28	72,672	62,592
12/13	● at Philadelphia	W	28-10	65,746	63,841
12/20	● WASHINGTON (SN)	W	23-21	72,743	65,715
12/28	● NEW ENGLAND (MN)	L	10-24	72,630	61,192
				928,553	786,790

Game Lost to Strike: NEW YORK GIANTS (9/27)

1988: Won 6, Lost 10 **Head Coach: Don Shula**
Fifth - Eastern Division

				DISTRIB	ACTUAL
9/4	● at Chicago	L	7-34	66,496	63,330
9/11	● at Buffalo	L	6-9	80,343	79,529
9/18	GREEN BAY	W	24-14	61,965	54,409
9/25	● at Indianapolis	L	13-15	60,577	59,638
10/2	MINNESOTA	W	24-7	65,757	59,867
10/9	at L.A. Raiders	W	24-14	55,178	50,751
10/16	SAN DIEGO	W	31-28	64,623	58,972
10/23	NEW YORK JETS	L	30-44	72,756	68,292
10/30	at Tampa Bay	W	17-14	74,314	67,352
11/6	● at New England	L	10-21	60,945	60,840
11/14	BUFFALO (MN)	L	6-31	72,610	67,091
11/20	NEW ENGLAND (SN)	L	3-6	65,009	53,525
11/27	● at New York Jets	L	34-38	76,891	52,752
12/4	INDIANAPOLIS	L	28-31	61,613	45,236
12/12	CLEVELAND (MN)	W	38-31	71,518	61,884
12/18	● at Pittsburgh	L	24-40	59,000	36,051
				1,069,595	939,519

1989: **Won 8, Lost 8** Head Coach: Don Shula
Second (Tied) - Eastern Division

				DISTRIB	ACTUAL
9/10	BUFFALO	L	24-27	58,373	54,541
9/17	at New England	W	24-10	58,089	57,043
9/24	NEW YORK JETS	L	33-40	67,673	65,908
10/1	at Houston	L	7-39	53,617	53,326
10/8	CLEVELAND	W	13-10 (OT)	64,542	58,444
10/15	● at Cincinnati	W	20-13	60,044	58,184
10/22	GREEN BAY	W	23-20	60,570	56,624
10/29	● at Buffalo	L	17-31	80,422	80,208
11/5	INDIANAPOLIS	W	19-13	57,916	52,680
11/12	● at New York Jets	W	31-23	76,891	65,923
11/19	at Dallas	W	17-14	58,738	56,044
11/26	PITTSBURGH	L	14-34	65,302	59,936
12/3	at Kansas City	L	21-26	56,004	54,610
12/10	NEW ENGLAND (SN)	W	31-10	62,127	55,918
12/17	● at Indianapolis	L	13-42	60,643	55,665
12/24	KANSAS CITY	L	24-27	55,952	43,612
				996,903	928,666

1990: **Won 12, Lost 4** Head Coach: Don Shula
Second - Eastern Division

				DISTRIB	ACTUAL
9/9	at New England	W	27-24	45,628	45,305
9/16	BUFFALO	W	30-7	68,490	68,142
9/23	● at New York Giants	L	3-20	77,186	76,483
9/30	● at Pittsburgh	W	28-6	59,000	54,691
10/7	NEW YORK JETS	W	20-16	71,835	69,678
10/18	NEW ENGLAND (TH)	W	17-10	65,017	62,630
10/28	● at Indianapolis	W	27-7	60,649	59,213
11/4	PHOENIX	W	23-3	57,652	54,924
11/11	● at New York Jets	W	17-3	76,891	68,362
11/19	● L.A. RAIDERS (MN)	L	10-13	72,393	70,553
11/25	at Cleveland	W	30-13	73,195	70,225
12/2	● at Washington	L	20-42	55,683	53,599
12/9	● PHILADELPHIA (SN)	W	23-20 (OT)	71,904	67,034
12/16	SEATTLE	W	24-17	61,843	57,851
12/23	● at Buffalo	L	14-24	80,433	80,235
12/30	INDIANAPOLIS	W	23-17	63,797	59,547
				1,061,596	1,018,472
AMERICAN CONFERENCE FIRST ROUND PLAYOFF					
1/5	● KANSAS CITY	W	17-16	73,067	67,276
AMERICAN CONFERENCE DIVISIONAL PLAYOFF					
1/12	● at Buffalo	L	34-44	80,252	77,087

1991: **Won 8, Lost 8** Head Coach: Don Shula
Second (Tied) - Eastern Division

				DISTRIB	ACTUAL
9/1	● at Buffalo	L	31-35	80,368	80,252
9/8	INDIANAPOLIS	W	17-6	55,076	51,155
9/15	at Detroit	L	13-17	59,693	56,896
9/22	GREEN BAY	W	16-13	57,799	56,583
9/29	● at New York Jets	L	23-41	76,891	71,170
10/6	at New England	W	20-10	55,075	49,749
10/13	● at Kansas City	L	7-42	77,865	76,021
10/20	HOUSTON	L	13-17	66,328	60,705
11/3	at Indianapolis	W	10-6	57,154	55,899
11/10	NEW ENGLAND (SN)	W	30-20	59,169	56,065
11/18	● BUFFALO (MN)	L	27-41	72,839	71,062
11/24	● at Chicago	W	16-13 (OT)	66,946	58,288
12/1	TAMPA BAY	W	33-14	59,393	51,036
12/9	CINCINNATI (MN)	W	37-13	64,844	60,616
12/15	at San Diego	L	30-38	53,140	47,731
12/22	● NEW YORK JETS	L	20-23 (OT)	72,487	69,636
				1,035,067	972,864

1992: **Won 11, Lost 5** Head Coach: Don Shula
First - Eastern Division

				DISTRIB	ACTUAL
9/14	at Cleveland (MN)	W	27-23	76,910	74,765
9/20	L.A. RAMS	W	26-10	59,892	55,945
9/27	● at Seattle	W	19-17	65,879	59,374
10/4	● at Buffalo	W	37-10	80,404	80,368
10/11	ATLANTA	W	21-17	71,646	68,633
10/18	NEW ENGLAND	W	38-17	61,120	57,282
10/25	INDIANAPOLIS	L	20-31	62,515	61,117
11/1	● at New York Jets	L	14-26	76,891	69,313
11/8	at Indianapolis	W	28-0	61,046	59,892
11/16	● BUFFALO (MN)	L	20-26	72,460	70,629
11/22	● HOUSTON	W	19-16	72,009	63,597
11/29	● at New Orleans	L	13-24	68,591	68,591
12/6	● at San Francisco	L	3-27	66,461	58,474
12/14	● L.A. RAIDERS (MN)	W	20-7	72,220	67,098
12/20	● NEW YORK JETS (SN)	W	19-17	72,133	68,275
12/27	at New England	W	16-13 (OT)	43,137	34,726
				1,083,314	1,018,079

AMERICAN CONFERENCE Divisional PLAYOFF

1/10	● SAN DIEGO	W	31-0	72,625	71,224
AMERICAN CONFERENCE Championship					
1/17	● BUFFALO	L	10-29	72,996	72,703

1993: **Won 9, Lost 7** Head Coach: Don Shula
Second - Eastern Division

				DISTRIB	ACTUAL
9/5	at Indianapolis	W	24-20	54,249	51,858
9/12	NEW YORK JETS	L	14-24	73,150	70,314
9/26	● at Buffalo	W	22-13	80,076	79,635
10/4	● WASHINGTON (MN)	W	17-10	73,672	68,568
10/10	● at Cleveland	W	24-14	78,512	78,138
10/24	INDIANAPOLIS (SN)	W	41-27	61,209	57,301
10/31	● KANSAS CITY	W	30-10	73,886	67,765
11/7	● at New York Jets	L	10-27	77,289	71,306
11/14	● at Philadelphia	W	19-14	66,552	64,213
11/21	NEW ENGLAND	W	17-13	65,929	59,982
11/25	● at Dallas	W	16-14	60,198	60,198
12/5	● NEW YORK GIANTS	L	14-19	74,444	72,161
12/13	● PITTSBURGH (MN)	L	20-21	73,882	70,232
12/19	● BUFFALO	L	34-47	74,504	71,597
12/27	● at San Diego (MN)	L	20-45	63,349	60,311
1/2	● at New England	L	27-33 (OT)	60,290	53,883
				1,111,191	1,057,462

1994: **Won 10, Lost 6** Head Coach: Don Shula
First - Eastern Division

				DISTRIB	ACTUAL
9/4	NEW ENGLAND	W	39-35	73,821	71,023
9/11	● Green Bay (at Mil.)	W	24-14	56,051	55,011
9/18	● NEW YORK JETS	W	28-14	73,925	68,977
9/25	● at Minnesota	L	35-38	64,035	64,035
10/2	● at Cincinnati (SN)	W	23-7	59,943	55,056
10/9	● at Buffalo	L	11-21	79,583	79,491
10/16	● L.A. RAIDERS	W	20-17 (OT)	74,207	70,112
10/30	● at New England	W	23-3	60,292	59,167
11/6	INDIANAPOLIS	W	22-21	74,028	71,158
11/13	● CHICAGO	L	14-17	74,340	64,871
11/20	● at Pittsburgh	L	13-16 (OT)	59,148	59,148
11/27	● at New York Jets	W	28-24	77,716	75,606
12/4	● BUFFALO (SN)	L	31-42	74,436	69,358
12/12	● KANSAS CITY (MN)	W	45-28	74,421	71,578
12/18	● at Indianapolis	L	6-10	60,714	58,867
12/25	● DETROIT (SN)	W	27-20	74,302	70,980
				1,110,962	1,064,438
AMERICAN CONFERENCE FIRST-ROUND PLAYOFF					
12/31	● KANSAS CITY	W	27-17	74,248	69,757

AMERICAN CONFERENCE DIVISIONAL PLAYOFF

1/8 ● at San Diego L 21-22 63,682 63,381

1995: **Won 9, Lost 7** Head Coach: Don Shula
Second (Tied) - Eastern Division

				DISTRIB	ACTUAL
9/3	● NEW YORK JETS	W	52-14	74,900	71,317
9/10	● at New England.....	W	20-3	60,292	60,239
9/18	● PITTSBURGH (MN)	W	23-10	75,186	72,874
10/1	● at Cincinnati	W	26-23	56,448	52,671
10/8	● INDIANAPOLIS	L	24-27 (OT)	75,181	68,471
10/15	at New Orleans	L	30-33	64,529	55,628
10/22	● at N.Y. Jets	L	16-17	77,716	67,228
10/29	● BUFFALO	W	23-6	75,224	71,060
11/5	● at San Diego (SN).....	W	24-14	63,199	61,996
11/12	● NEW ENGLAND	L	17-34	75,378	70,399
11/20	● SAN FRANCISCO (MN)...	L	20-44	75,557	73,080
11/26	● at Indianapolis.....	L	28-36	60,902	60,414
12/3	● ATLANTA	W	21-20	75,217	63,395
12/11	● KANSAS CITY (MN)	W	13-6	75,311	70,321
12/17	● at Buffalo	L	20-23	79,703	79,531
12/24	● at St. Louis	W	41-22	65,728	63,876
				1,129,674	1,062,500

AMERICAN CONFERENCE FIRST-ROUND PLAYOFF

12/30 ● at Buffalo L 22-37 79,671 73,103

1996: **Won 8, Lost 8** Head Coach: Jimmy Johnson
Fourth - Eastern Division

				DISTRIB	ACTUAL
9/1	● NEW ENGLAND	W	24-10	74,855	71,542
9/8	at Arizona (SN)	W	38-10	57,988	55,444
9/15	● NEW YORK JETS	W	36-27	75,103	68,137
9/23	● at Indianapolis (MN).....	L	6-10	61,393	60,891
10/6	● SEATTLE	L	15-22	75,224	59,539
10/13	● at Buffalo	W	21-7	79,803	79,642
10/20	● at Philadelphia.....	L	28-35	66,890	66,240
10/27	● DALLAS	L	10-29	75,651	75,283
11/3	● at New England.....	L	23-42	60,292	58,942
11/10	● INDIANAPOLIS	W	37-13	75,387	66,623
11/17	at Houston	W	23-20	48,890	47,358
11/25	● PITTSBURGH (MN)	L	17-24	75,507	73,489
12/1	● at Oakland.....	L	7-17	61,436	60,591
12/8	● NEW YORK GIANTS.....	L	7-17	75,234	63,889
12/16	● BUFFALO (MN).....	W	16-14	75,388	67,016
12/22	● at New York Jets.....	W	31-28	77,716	47,271
				1,115,257	1,022,297

1997: **Won 9, Lost 7** Head Coach: Jimmy Johnson
Second - Eastern Division

					PAID
8/31	INDIANAPOLIS	W	16-10		70,813
9/7	TENNESSEE	W	16-13 (OT)		64,439
9/14	● at Green Bay	L	18-23		60,075
9/21	● at Tampa Bay (SN).....	L	21-31		73,314
10/5	● KANSAS CITY	W	17-14		71,794
10/12	● at New York Jets	W	31-20		75,601
10/19	● at Baltimore	W	24-13		64,354
10/27	● CHICAGO (MN)	L	33-36 (OT)		73,156
11/2	● at Buffalo	L	6-9		78,011
11/9	● NEW YORK JETS	W	24-17		73,089
11/17	● BUFFALO (MN).....	W	30-13		74,155
11/23	● at New England	L	24-27		59,002
11/30	at Oakland	W	34-16		50,569
12/7	● DETROIT (SN)	W	33-30		72,266
12/14	● at Indianapolis	L	0-41		61,282
12/22	● NEW ENGLAND (MN)	L	12-14		74,379
					1,095,669

AMERICAN CONFERENCE FIRST-ROUND PLAYOFF

12/28 ● at New England..... L 3-17 60,041

1998: Won 10, Lost 6
Second - Eastern Division

Head Coach: Jimmy Johnson

				PAID
9/6	● at Indianapolis.....	W	24-15	65,087
9/13	● BUFFALO	W	13-7	73,097
9/20	● PITTSBURGH	W	21-0	73,948
10/4	● at N.Y. Jets	L	9-20	75,257
10/12	● at Jacksonville (MN).....	L	21-28	74,051
10/18	● ST. LOUIS	W	14-0	65,418
10/25	● NEW ENGLAND	W	12-9 (OT)	73,973
11/1	● at Buffalo	L	24-30	79,011
11/8	● INDIANAPOLIS	W	27-14	73,400
11/15	● at Carolina.....	W	13-9	67,887
11/23	● at New England (MN).....	L	23-26	58,729
11/29	● NEW ORLEANS.....	W	30-10	73,216
12/6	● at Oakland.....	W	27-17	61,254
12/13	● N.Y. JETS (SN).....	L	16-21	74,369
12/21	● DENVER (MN)	W	31-21	74,363
12/ 27	● at Atlanta	L	16-38	69,754
				1,132,814
AMERICAN CONFERENCE FIRST-ROUND PLAYOFF				
1/2	● BUFFALO	W	24-17	72,698
AMERICAN CONFERENCE DIVISIONAL PLAYOFF				
1/9	● at Denver.....	L	3-38	75,729

COLDEST GAMES

DATE	TEAM	W/L	SCORE	TEMPERATURE- CONDITIONS
12/11/77	at New England	L	10-14	14°, clear
12/12/82	at New England	L	0-3	22°, snowy
12/8/85	at Green Bay	W	34-24	23°, cloudy
12/18/88	at Pittsburgh	L	24-40	23°, overcast, light snow
12/3/89	at Kansas City	L	21-26	23°, clear
12/27/92	at New England (OT)	W	16-13	23°, clear
12/20/79	**at Pittsburgh	L	14-34	24°, hazy and clearing
12/17/95	at Buffalo	L	20-23	26°, some sun
11/24/91	at Chicago (OT)	W	16-13	27°, cloudy, flurries
11/5/67	at Buffalo	L	13-35	28°, snow

**Playoff Game

NOTE: Coldest game in Miami was 12/24/89 vs. Kansas City (27-24 win by Chiefs): 40° and clear.

WARMEST GAMES

DATE	TEAM	W/L	SCORE	TEMPERATURE- CONDITIONS
9/8/96	at Arizona	W	38-10	101°, night and dry
10/9/88	at L.A. Raiders	W	24-14	96°, clear and dry
9/3/95	N.Y. JETS	W	52-14	94°, mostly sunny
10/9/66	at Oakland	L	10-21	93°, sunny
8/19/83	*at Washington	W	38-7	93°, fair and muggy
9/1/96	NEW ENGLAND	W	24-10	93°, mostly sunny
9/17/72	at Kansas City	W	20-10	91°, sunny
9/24/89	N.Y. JETS	L	33-40	91°, partly sunny
9/18/95	PITTSBURGH	W	23-10	91°, partly cloudy
9/28/80	NEW ORLEANS	W	21-16	90°, partly cloudy
9/4/83	at Buffalo	W	12-0	90°, sunny
9/14/86	INDIANAPOLIS	W	30-10	90°, sunny

*Preseason Game

1966 FINAL STATISTICS (3-11)

DATE	OPPONENT	SCORE	W/L	ATT.
9/2	OAKLAND	14-23	L	25,188
9/9	NEW YORK	14-19	L	33,650
9/18	at Buffalo	24-58	L	37,176
10/2	at San Diego	10-44	L	26,444
10/9	at Oakland	10-21	L	28,863
10/16	DENVER	24-7	W	22,191
10/23	at Houston	20-13	W	21,999
11/6	BUFFALO	0-29	L	36,685
11/13	at Kansas City	16-34	L	33,733
11/20	at New York	13-30	L	57,092
11/27	BOSTON	14-20	L	22,480
12/4	at Denver	7-17	L	32,116
12/11	KANSAS CITY	18-19	L	17,881
12/18	HOUSTON	29-28	W	19,274

TEAM STATISTICS	MIA.	OPP.
TOTAL FIRST DOWNS	200	237
By Rushing	75	83
By Passing	103	140
By Penalty	22	14
TOTAL NET YARDS	3458	4611
Average Per Game	247.0	329.4
Total Plays	884	857
Average Per Play	3.9	5.4
NET YARDS RUSHING	1410	1510
Average Per Game	100.7	107.9
Total Rushes	394	416
NET YARDS PASSING	2048	3101
Average Per Game	146.3	221.5
Tackled/Yards Lost	36/326	16/180
Gross Yards	2374	3281
Attempts/Completions	454/179	425/198
Completion Percentage	39.4	46.6
Had Intercepted	32	31
PUNTS/AVERAGE	82/39.4	64/43.9
PENALTIES/YARDS	70/630	81/882
FUMBLES/BALL LOST	29/10	25/15
TOUCHDOWNS	26	44
By Rushing	5	15
By Passing	16	25
By Returns	5	4

Score By Quarters	1	2	3	4	Total
DOLPHINS	39	64	24	86	- 213
OPPONENTS	64	131	83	84	- 362

RUSHING	NO.	YDS.	AVG.	LG	TD
Auer	121	416	3.4	41	4
Gilchrist	72	262	3.6	22	0
Joe	71	232	3.3	14	0
Wilson	27	137	5.1	37	0
Casares	43	135	3.1	10	0
Price	31	107	3.4	14	0
Chesser	16	74	4.6	19	0
Jackson	2	22	11.0	24	0
Stofa	3	17	5.7	14	0
Wood	5	6	1.2	7	1
Norton	3	2	0.6	3	0
DOLPHINS	394	1410	3.6	41	5
OPPONENTS	416	1510	3.6	50	15

RECEIVING	NO.	YDS.	AVG.	LG	TD
Kocourek	27	320	11.9	43	2
Roberson	26	519	20.0	80t	2
Auer	22	263	12.0	27	4
Noonan	17	224	13.2	35	1

PASSING	ATT.	COMP.	YDS.	PCT.	TD	INT.	LG	SCK/LST	RATING
Wood	230	83	993	36.1	4	14	71	20/207	30.5
Wilson	112	46	764	41.1	5	10	80t	11/77	42.4
Stofa	57	29	425	50.9	4	2	48	3/29	84.3
Norton	55	21	192	38.2	3	6	43	2/13	27.0
DOLPHINS	454	179	2374	39.4	16	32	80t	36/326	39.1
OPPONENTS	425	198	3281	46.6	25	32	89t	16/180	61.3

Jackson	16	317	19.8	48	2
Joe	13	116	8.9	67	1
Gilchrist	13	110	8.5	22	1
Roderick	11	156	14.2	64	1
Twilley	10	128	12.8	20	0
Casares	8	45	5.6	20	1
Cronin	7	83	11.9	25	1
Mingo	3	40	13.3	21	0
Morsau	2	15	7.5	9	0
Price	2	14	7.0	9	0
Mathews	1	20	20.0	20	0
Chesser	1	4	4.0	4	0

DOLPHINS	179	2374	13.3	80t	16
OPPONENTS	198	3281	16.6	89t	25

INTERCEPTIONS	NO.	YDS.	AVG.	LG	TD
West	8	62	7.8	27	0
Warren	5	198	39.6	70t	1
Westmoreland	4	104	26.0	42	1
Erlandson	3	31	10.3	26	1
Jaquess	3	27	9.0	27	1
McDaniel	2	20	10.0	20	0
McGeever	2	15	7.5	15	0
Faison	1	26	26.0	26	0
Neff	1	22	22.0	22	0
Emanuel	1	14	14.0	14	0
Rudolph	1	3	3.0	3	0

DOLPHINS	31	522	16.8	70t	4
OPPONENTS	32	370	11.6	60t	1

PUNTING	NO.	YDS.	AVG.	LG	BK
Wilson	42	1772	42.1	63	1
McDaniel	32	1222	38.2	54	0
Chesser	7	233	33.3	39	0
DOLPHINS	82	3227	39.4	63	1
OPPONENTS	64	2809	43.9	70	0

PUNT RET.	NO.	YDS.	AVG.	LG	TD
Neff	10	60	6.0	15	0
Auer	5	99	19.8	56	0
Mathews	4	38	9.5	19	0
Jackson	2	7	3.5	7	0

DOLPHINS	21	204	9.7	56	0
OPPONENTS	40	412	10.3	72t	1

KICKOFF RET.	NO.	YDS.	AVG.	LG	TD
Auer	28	698	24.9	95t	1
Neff	15	376	25.1	90	0
Mathews	5	109	21.8	29	0
Hunter	5	84	16.8	29	0
Jaquess	5	77	15.4	23	0
Jackson	4	105	26.3	34	0
Roderick	1	17	17.0	17	0
Branch	1	15	15.0	15	0
Bruggers	1	3	3.0	3	0
Noonan	0	23	-	23	0

DOLPHINS	65	1507	23.2	95t	1
OPPONENTS	46	939	43.9	96t	1

SCORING	Ru	Pa	Rt	PAT	FG	S	2	TP
Auer	4	4	1	0	0	0	0	54
Mingo	0	0	0	23/23	10/22	0	0	53
Jackson	0	2	0	0	0	0	0	12
Kocourek	0	2	0	0	0	0	0	12
Roberson	0	2	0	0	0	0	0	12

Joe	0	1	0	0	0	0	1	8
Casares	0	1	0	0	0	0	0	6
Cronin	0	1	0	0	0	0	0	6
Erlandson	0	0	1	0	0	0	0	6
Gilchrist	0	1	0	0	0	0	0	6
Jaquess	0	0	1	0	0	0	0	6
Noonan	0	1	0	0	0	0	0	6
Roderick	0	1	0	0	0	0	0	6
Warren	0	0	1	0	0	0	0	6
Westmoreland	0	0	1	0	0	0	0	6
Wood	1	0	0	0	0	0	0	6
Wilson	0	0	0	0	0	0	1	2

DOLPHINS	5	16	5	23/23	10/22	0	1	213
OPPONENTS	15	25	4	38/42	18/36	2	1	362

FIELD GOALS	1-19	20-29	30-39	40-49	50+
Mingo	2/3	4/6	1/3	3/8	0/2
DOLPHINS	2/3	4/6	1/3	3/8	0/2
OPPONENTS	3/4	7/12	4/8	3/9	1/3

TWO-POINT CONVERSIONS
Joe 1, Wilson 1.

DOLPHINS 2-3, OPPONENTS 1-2

USUAL STARTERS

OFFENSE
WR Frank Jackson (7)
..... John Roderick (4)
..... Karl Noonan (3)
LT Maxie Williams (14)
LG Ernie Park (11)
C Tom Goode (13)
RG Billy Neighbors (10)
RT Norm Evans (12)
TE Dave Kocourek (14)
WR Bo Roberson (8)
..... Karl Noonan (4)
QB George Wilson, Jr. (7)
..... Dick Wood (4)
RB Joe Auer (14)
FB Billy Joe (7)
..... Cookie Gilchrist (5)

DEFENSE
LDE Ed Cooke (13)
LDT Tom Nomina (11)
RDT Rich Zecher (9)
RDE LaVerne Torczon (13)
LLB Tom Erlandson (14)
MLB Frank Emanuel (11)
RLB Wahoo McDaniel (8)
..... Jack Rudolph (4)
LCB Jimmy Warren (14)
RCB Dick Westmoreland (14)
SS Pete Jaquess (9)
FS Willie West (14)

boldface indicates Pro Bowl performer
* indicates rookie

1967 FINAL STATISTICS (4-10)

DATE	OPPONENT	SCORE	W/L	ATT.
9/17	DENVER	35-21	W	29,072
9/24	KANSAS CITY	0-24	L	33,280
10/1	at New York	7-29	L	59,433
10/8	at Kansas City	0-41	L	42,920
10/15	at Boston	10-41	L	17,859
10/22	NEW YORK	14-33	L	28,392
11/5	at Buffalo	13-35	L	30,950
11/12	at San Diego	0-24	L	32,395
11/19	at Oakland	17-31	L	33,753
11/26	BUFFALO	17-14	W	24,357
12/3	at Houston	14-17	L	20,979
12/10	SAN DIEGO	41-24	W	23,007
12/17	BOSTON	41-32	W	22,079
12/23	HOUSTON	10-41	L	29,628

TEAM STATISTICS	MIA.	OPP.
TOTAL FIRST DOWNS	212	269
By Rushing	65	106
By Passing	123	142
By Penalty	24	21
TOTAL NET YARDS	3659	4980
Average Per Game	261.4	355.7
Total Plays	847	843
Average Per Play	4.3	5.9
NET YARDS RUSHING	1323	2145
Average Per Game	94.5	153.2
Total Rushes	326	466
NET YARDS PASSING	2336	2835
Average Per Game	166.9	202.5
Tackled/Yards Lost	41/405	28/247
Gross Yards	2741	3082
Attempts/Completions	480/229	349/188
Completion Percentage	47.7	53.8
Had Intercepted	28	28
PUNTS/AVERAGE	70/41.6	52/41.1
PENALTIES/YARDS	53/490	59/691
FUMBLES/BALL LOST	36/16	19/8
TOUCHDOWNS	28	53
By Rushing	10	18
By Passing	16	31
By Returns	2	4

Score By Quarters	1	2	3	4	Total
DOLPHINS	27	75	52	65	- 219
OPPONENTS	86	122	101	98	- 407

RUSHING	NO.	YDS.	AVG.	LG	TD
Haynes	56	274	4.9	65t	2
Mitchell	83	269	3.2	22	3
Harper	41	197	4.8	37	1
Price	46	179	3.9	38	1
Griese	37	157	4.2	22	1
Auer	44	128	2.9	23	1
Seiple	3	58	19.3	34	0
Jackson	1	48	48.0	48	0
Norton	7	14	2.0	13	0
Chesser	2	3	1.5	2	0
Stofa	2	2	1.0	8t	1
Moreau	1	-2	-2.0	-2	0
Clancy	3	-4	-1.3	2	0
DOLPHINS	326	1323	4.1	65t	10
OPPONENTS	466	2145	4.6	64	18

RECEIVING	NO.	YDS.	AVG.	LG	TD
Clancy	67	868	13.0	44	2
Moreau	34	410	12.1	43	3
Twilley	24	314	13.1	38	2
Auer	18	218	12.1	68t	2
Mitchell	18	133	7.4	38	1
Haynes	16	100	6.3	22	0
Noonan	12	141	11.8	32	1
Harper	11	212	19.3	40	3
Carpenter	10	127	12.7	42	0
Jackson	9	122	13.6	26	1
Price	8	56	7.0	27	1
Seiple	1	21	21.0	21	0
Beier	1	19	19.0	19	0
DOLPHINS	229	2741	12.0	68t	16
OPPONENTS	188	3082	16.4	51	31

INTERCEPTIONS	NO.	YDS.	AVG.	LG	TD
Westmoreland	10	127	12.7	29	1
Bramlett	4	35	8.8	22	0
Warren	4	22	5.5	17	0
Petrella	3	67	22.3	28	0
Erlandson	1	37	37.0	37	0
Neff	1	32	32.0	32	0
Emanuel	1	24	24.0	24	0
Buggers	1	20	20.0	20	0
West	1	16	16.0	16	0
McDaniel	1	15	15.0	15	0
Beier	1	7	7.0	7	0
DOLPHINS	28	402	14.4	37	1
OPPONENTS	28	395	14.1	49t	3

PUNTING	NO.	YDS.	AVG.	LG	BK
Seiple	70	2909	41.6	70	1
DOLPHINS	70	2909	41.6	70	1
OPPONENTS	52	2137	41.1	55	0

PUNT RET.	NO.	YDS.	AVG.	LG	TD
Auer	9	42	4.7	16	0
Haynes	6	37	6.2	20	0
Neff	6	34	5.7	15	0
Harper	4	15	3.8	8	0
DOLPHINS	25	128	5.1	20	0
OPPONENTS	41	268	6.5	34	0

KICKOFF RET.	NO.	YDS.	AVG.	LG	TD
Haynes	22	444	20.2	51	0
Auer	21	441	21.0	47	0
Neff	15	351	23.4	69	0
Roderick	4	63	15.8	19	0
Carpenter	3	87	29.0	45	0
Mitchell	2	57	28.5	37	0
DOLPHINS	67	1443	21.5	69	0
OPPONENTS	46	1067	23.2	42	0

SCORING	Ru	Pa	Rt	PAT	FG	S	2	TP
Lusteg	0	0	0	18/18	7/12	0	0	39
Harper	1	3	0	0	0	0	0	24
Mitchell	3	1	0	0	0	0	0	24
Auer	1	2	0	0	0	0	0	18
Moreau	0	3	0	0	0	0	0	18
Clancy	0	2	0	0	0	0	0	12
Haynes	2	0	0	0	0	0	0	12

Mingo	0	0	0	9/9	1/6	0	0	12
Price	1	1	0	0	0	0	0	12
Twilley	0	2	0	0	0	0	0	12
Griese	1	0	0	0	0	0	0	6
Jackson	0	1	0	0	0	0	0	6
Noonan	0	1	0	0	0	0	0	6
Stofa	1	0	0	0	0	0	0	6
Warren	0	0	1	0	0	0	0	6
Westmoreland	0	0	1	0	0	0	0	6

DOLPHINS	10	16	2	27/27	8/18	0	0	219
OPPONENTS	18	31	4	47/50	14/26	0	0	407

FIELD GOALS	1-19	20-29	30-39	40-49	50+
Lusteg	5/6	0/2	0/0	2/2	0/2
Mingo	0/0	0/1	1/2	0/3	0/0
DOLPHINS	5/6	0/3	1/2	2/5	0/2
OPPONENTS	5/7	3/5	3/6	3/6	0/2

TWO-POINT CONVERSIONS	
DOLPHINS	0-1, OPPONENTS 0-3

USUAL STARTERS	
OFFENSE	
WR	Jack Clancy (9)
LT	Maxie Williams (14)
LG	Fred Woodson (7)
	Ken Rice (4)
C	Tom Goodie (14)
RG	Billy Neighbors (14)
RT	Norm Evans (14)
TE	Doug Moreau (10)
WR	Frank Jackson (6)
	Howard Twilley (5)
QB	*Bob Griese (11)
RB	Jack Harper (6)
	Joe Auer (5)
FB	Sam Price (8)
	Stan Mitchell (6)

DEFENSE	
LDE	Ed Cooke (12)
LDT	Ray Jacobs (10)
RDT	*John Richardson (8)
RDE	Mel Branch (14)
LLB	Tom Erlandson (6)
	Jerry Hopkins (6)
MLB	Frank Emanuel (8)
	Wahoo McDaniel (6)
RLB	John Bramlett (10)
LCB	Jimmy Warren (14)
RCB	Dick Westmoreland (14)
SS	Willie West (6)
	Pete Jaquess (4)
FS	Bob Neff (5)

boldface indicates Pro Bowl performer
* indicates rookie

PASSING	ATT.	COMP.	YDS.	PCT.	TD	INT.	LG	SCK/LST	RATING
Griese	331	166	2005	50.2	15	18	68t	25/240	61.6
Norton	133	53	596	39.8	1	9	32	15/156	28.2
Roberts	10	5	11	50.0	0	1	9	1/9	52.3
Seiple	2	2	61	100.0	0	0	42	0/0	118.8
Stofa	2	2	51	100.0	0	0	45	0/0	118.8
Clancy	1	1	17	100.0	0	0	17	0/0	118.8
Lusteg	1	0	0	0.0	0	0	0	0/0	39.6
DOLPHINS	480	229	2741	47.7	16	28	68t	41/405	52.4
OPPONENTS	349	188	3082	53.8	31	28	51	28/247	79.9

1968 FINAL STATISTICS (5-8-1)

DATE	OPPONENT	SCORE	W/L	ATT.
9/14	HOUSTON	10-24	L	38,097
9/21	OAKLAND	21-47	L	28,751
9/28	KANSAS CITY	3-48	L	27,732
10/6	at Houston	24-7	W	35,424
10/12	BUFFALO	14-14	T	28,559
10/20	at Cincinnati	24-22	W	25,076
10/27	at Denver	14-21	L	43,411
11/3	at San Diego	28-34	L	31,686
11/10	at Buffalo	21-17	W	28,399
11/17	CINCINNATI	21-38	L	30,304
11/24	at Boston	34-10	W	13,646
12/1	at New York	17-35	L	60,207
12/8	BOSTON	38-7	W	24,242
12/15	NEW YORK	7-31	L	31,302

TEAM STATISTICS	MIA.	OPP.
TOTAL FIRST DOWNS	247	240
By Rushing	78	116
By Passing	144	112
By Penalty	25	12
TOTAL NET YARDS	4106	4884
Average Per Game	293.3	348.9
Total Plays	892	808
Average Per Play	4.6	6.0
NET YARDS RUSHING	1704	2172
Average Per Game	121.7	193.7
Total Rushes	417	445
NET YARDS PASSING	2402	2712
Average Per Game	171.6	155.1
Tackled/Yards Lost	52/441	27/192
Gross Yards	2843	2904
Attempts/Completions	423/216	342/179
Completion Percentage	51.1	52.3
Had Intercepted	22	22
PUNTS/AVERAGE	75/40.6	55/43.6
PENALTIES/YARDS	48/485	70/655
FUMBLES/BALL LOST	17/8	28/18
TOUCHDOWNS	36	45
By Rushing	12	19
By Passing	21	23
By Returns	3	3

Score By Quarters	1	2	3	4	Total
DOLPHINS	44	93	52	87	276
OPPONENTS	78	131	52	94	355

RUSHING	NO.	YDS.	AVG.	LG	TD
Kick	165	621	3.8	25	4
Csonka	138	540	3.9	40	6
Griese	42	230	5.5	35	1
Mitchell	54	176	3.3	30	1
Milton	2	46	23.0	34	0
Seiple	5	42	8.4	32	0
Price	5	27	5.4	15	0
Tucker	4	13	3.3	7	0
Norton	1	9	9.0	9	0
Hammond	1	0	0.0	0	0
DOLPHINS	417	1704	4.1	40	12
OPPONENTS	445	2172	4.9	76	19

RECEIVING	NO.	YDS.	AVG.	LG	TD
Clancy	67	868	13.0	44	2
Noonan	58	780	13.1	50	11
Kick	44	422	9.6	38	0
Twilley	39	604	15.5	40	1
Moreau	27	365	13.5	28	3

PASSING	ATT.	COMP.	YDS.	PCT.	TD	INT.	LG	SCK/LST	RATING
Griese	355	186	2473	52.4	21	16	50	43/372	75.7
Norton	41	17	254	41.5	0	4	65	7/58	32.9
Hammond	26	13	116	50.0	0	2	25	2/11	30.3
Kick	1	0	0	0.0	0	0	0	0/0	39.6
DOLPHINS	423	216	2843	51.1	21	22	65	52/441	67.5
OPPONENTS	342	179	2904	52.3	23	22	80	27/192	76.7

Cox	11	147	13.4	30	0
Csonka	11	118	10.7	65	1
Milton	9	143	15.9	38	1
Mitchell	8	190	23.8	48	3
Seiple	7	69	9.9	20	1
Darmall	2	25	12.5	13	0
DOLPHINS	216	2843	13.2	65	21
OPPONENTS	179	2904	16.2	80	23

INTERCEPTIONS	NO.	YDS.	AVG.	LG	TD
Anderson	8	230	28.8	96	1
West	4	102	25.5	32	0
Warren	2	27	13.5	18	0
Bramlett	2	14	7.0	14	0
Emanuel	2	8	4.0	6	0
Petrella	1	4	4.0	4	0
Edmunds	1	1	1.0	1	0
Lamb	1	0	0.0	0	0
Westmoreland	1	0	0.0	0	0
DOLPHINS	22	386	17.5	96	1
OPPONENTS	22	432	19.6	66	1

PUNTING	NO.	YDS.	AVG.	LG	BK
Seiple	75	3044	40.6	60	0
DOLPHINS	75	3044	40.6	60	0
OPPONENTS	55	2397	43.6	62	0

PUNT RET.	NO.	YDS.	AVG.	LG	TD
Neff	8	71	8.9	20	0
Milton	6	55	9.2	26	0
Tucker	5	40	8.0	15	0
Anderson	5	18	3.6	10	0
Warren	2	-1	-0.5	0	0
Washington	1	15	15.0	15	0
Harper	1	7	7.0	7	0
DOLPHINS	28	205	7.3	26	0
OPPONENTS	28	250	9.0	48	0

KICKOFF RET.	NO.	YDS.	AVG.	LG	TD
Milton	18	408	22.7	74	0
Warren	10	227	22.7	36	0
Anderson	6	106	17.7	25	0
Neff	5	190	38.0	95	0
Tucker	3	54	18.0	25	0
Urbanek	2	15	7.5	10	0
Kick	1	28	28.0	28	0
Lamb	1	24	24.0	24	0
Price	1	22	22.0	22	0
Harper	1	18	18.0	18	0
Richardson	1	1	1.0	1	0
Woodson	1	0	0.0	0	0
Cox	0	41	-	41	0
DOLPHINS	50	1134	22.7	95	0
OPPONENTS	54	1108	20.5	44	0

SCORING	Ru	Pa	Rt	PAT	FG	S	2 TP
Noonan	0	11	0	0	0	0	0 66
Keys	0	0	0	30/30	7/16	0	0 51
Csonka	6	1	0	0	0	0	0 42
Moreau	0	3	0	6/6	1/3	0	0 27
Mitchell	1	3	0	0	0	0	0 24
Kick	4	0	0	0	0	0	0 24
Anderson	0	0	1	0	0	0	0 6
Emanuel	0	0	1	0	0	0	0 6
Milton	0	1	0	0	0	0	0 6
Griese	1	0	0	0	0	0	0 6

Seiple	0	1	0	0	0	0	0	6
Twilley	0	1	0	0	0	0	0	6
West	0	0	1	0	0	0	0	6
DOLPHINS	12	21	3	36/36	8/19	0	0	276
OPPONENTS	19	23	3	44/44	12/23	2	1	355

FIELD GOALS	1-19	20-29	30-39	40-49	50+
Keys	3/3	3/5	1/4	0/4	0/0
Moreau	0/1	1/1	0/1	0/0	0/0
DOLPHINS	3/4	4/6	1/5	0/4	0/0
OPPONENTS	3/3	5/7	2/6	0/4	2/3

TWO-POINT CONVERSIONS	
DOLPHINS	0-0, OPPONENTS 1-2

SACKS	
Branch	11.0, Fernandez 4.0, Bramlett 2.0, Emanuel 2.0, Jacobs 2.0, Riley 2.0, Edmunds 1.0, Nomina 1.0, Richardson 1.0, Woodson 1.0, DOLPHINS 27.0, OPPONENTS 52.0

USUAL STARTERS	
OFFENSE	
WR	Karl Noonan (14)
LT	*Doug Crusan (7)
	Maxie Williams (6)
LG	Charlie Fowler (7)
	Maxie Williams (6)
C	Tom Goode (14)
RG	Billy Neighbors (12)
RT	Norm Evans (12)
TE	Doug Moreau (10)
WR	Howard Twilley (14)
QB	Bob Griese (13)
RB	*Jim Kick (13)
FB	*Larry Csonka (10)

DEFENSE	
LDE	Jim Riley (9)
LDT	Tom Nomina (13)
RDT	Ray Jacobs (10)
RDE	Manny Fernandez (7)
	Mel Branch (7)
LLB	*Randall Edmunds (14)
MLB	Frank Emanuel (12)
RLB	John Bramlett (10)
LCB	Jimmy Warren (14)
RCB	Dick Westmoreland (9)
SS	Bob Petrella (5)
	*Dick Anderson (4)
	Willie West (4)
FS	*Dick Anderson (7)
	Willie West (5)

boldface indicates Pro Bowl performer
* indicates rookie

1969 FINAL STATISTICS (3-10-1)

DATE	OPPONENT	SCORE	W/L	ATT.
9/14	at Cincinnati	21-27	L	24,487
9/20	at Oakland	17-20	L	48,477
9/28	at Houston	10-22	L	40,587
10/4	OAKLAND	20-20	T	32,668
10/11	SAN DIEGO	14-21	L	33,073
10/19	at Kansas City	10-17	L	47,038
10/26	BUFFALO	24-6	W	39,194
11/2	at N.Y. Jets	31-34	L	60,793
11/9	at Boston	17-16	W	10,665
11/16	at Buffalo	3-28	L	32,344
11/23	HOUSTON	7-32	L	27,114
11/30	Boston (at Tampa)	23-38	L	27,179
12/7	DENVER	27-24	W	24,972
12/14	N.Y. JETS	9-27	L	42,148

TEAM STATISTICS	MIA.	OPP.
TOTAL FIRST DOWNS	224	206
By Rushing	73	68
By Passing	131	126
By Penalty	20	14
TOTAL NET YARDS	3590	4126
Average Per Game	256.5	294.8
Total Plays	678	651
Average Per Play	4.1	4.8
NET YARDS RUSHING	1513	1489
Average Per Game	108.1	106.4
Total Rushes	401	422
NET YARDS PASSING	2077	2637
Average Per Game	148.4	188.4
Tackled/Yards Lost	53/481	28/208
Gross Yards	2558	2845
Attempts/Completions	424/201	404/196
Completion Percentage	47.4	48.5
Had Intercepted	29	18
PUNTS/AVERAGE	85/40.6	80/44.1
PENALTIES/YARDS	53/631	66/840
FUMBLES/BALL LOST	27/13	27/13
TOUCHDOWNS	28	37
By Rushing	12	9
By Passing	12	25
By Returns	4	3

Score By Quarters	1	2	3	4	Total
DOLPHINS	60	79	33	61	- 233
OPPONENTS	71	97	59	105	- 332

RUSHING	NO.	YDS.	AVG.	LG	TD
Kick	180	575	3.2	27	9
Csonka	131	566	4.3	54t	2
Morris	23	110	4.8	37	1
Griese	21	102	4.9	22	0
Mitchell	28	80	2.9	12	0
Milton	7	62	8.9	27	0
Norton	8	16	2.0	9	0
Hines	1	7	7.0	7	0
Seiple	1	6	6.0	6	0
Noonan	1	-11	-11.0	-11	0
DOLPHINS	401	1513	3.8	54t	12
OPPONENTS	422	1489	3.5	80t	9

RECEIVING	NO.	YDS.	AVG.	LG	TD
Seiple	41	577	14.1	41t	5
Kick	29	443	15.3	53t	1
Noonan	29	307	10.6	27	3
Clancy	21	289	13.8	50	1
Csonka	21	183	8.7	42	1
Milton	12	179	14.9	49	0

PASSING	ATT.	COMP.	YDS.	PCT.	TD	INT.	LG	SCK/LST	RATING
Griese	252	121	1695	48.0	10	16	53t	33/289	56.9
Norton	148	65	709	43.9	2	11	29	18/175	32.2
Stola	23	14	146	60.9	0	2	42	2/17	43.0
Seiple	1	1	8	100.0	0	0	8	0/0	118.8
DOLPHINS	424	201	2077	47.4	12	29	53t	53/481	42.9
OPPONENTS	404	196	2637	48.5	25	18	93t	28/208	71.8

Twilley	10	158	15.8	33	1
Moreau	10	136	13.6	35	0
Mitchell	10	125	12.5	34	0
Morris	6	65	10.8	29	0
Boutwell	4	29	7.3	12	0
Mertens	2	26	13.0	15	0
Hines	2	23	11.5	22	0
Pryor	2	-3	-1.5	0	0
Darnall	1	13	13.0	13	0
Anderson	1	8	8.0	8	0
DOLPHINS	201	2558	12.7	53t	12
OPPONENTS	196	2845	14.5	93t	25

INTERCEPTIONS	NO.	YDS.	AVG.	LG	TD
Mumphord	5	102	20.4	51	0
Anderson	3	106	35.3	40	0
Buoniconiti	3	27	9.0	24	0
Weisacosky	3	10	3.3	7	0
Stanfill	2	32	16.0	17t	2
Patrella	1	33	33.0	33	0
Beier	1	7	7.0	7	0
DOLPHINS	18	317	17.6	51	2
OPPONENTS	29	596	20.6	76t	3

PUNTING	NO.	YDS.	AVG.	LG	BK
Seiple	80	3263	40.8	66	2
Anderson	5	188	37.6	49	0
DOLPHINS	85	3451	40.6	66	2
OPPONENTS	80	3526	44.1	61	0

PUNT RET.	NO.	YDS.	AVG.	LG	TD
Morris	25	172	6.9	38	0
Anderson	12	82	6.8	29	0
Beier	5	8	1.6	9	0
Milton	1	4	4.0	4	0
Twilley	1	0	0.0	0	0
McCullers	1	0	0.0	0	0
DOLPHINS	45	266	5.9	38	0
OPPONENTS	30	190	4.3	22	0

KICKOFF RET.	NO.	YDS.	AVG.	LG	TD
Morris	43	1136	26.4	105t	1
Milton	8	166	20.8	37	0
Beier	4	58	14.5	17	0
Mertens	2	1	0.5	1	0
Hines	1	22	22.0	22	0
Mumphord	1	0	0.0	0	0
Warren	1	0	0.0	0	0
DOLPHINS	60	1383	23.1	105t	1
OPPONENTS	47	1073	22.8	73	0

SCORING	Ru	Pa	Rt	PAI	FG	S	2	TP
Kremser	0	0	0	26/27	13/22	0	0	65
Kick	9	1	0	0	0	0	0	60
Seiple	0	5	0	0	0	0	0	30
Csonka	2	1	0	0	0	0	0	18
Noonan	0	3	0	0	0	0	0	18
Morris	1	0	1	0	0	0	0	12
Stanfill	0	0	2	0	0	0	0	12
Clancy	0	1	0	0	0	0	0	6
Milton	0	0	1	0	0	0	0	6
Twilley	0	1	0	0	0	0	0	6
DOLPHINS	12	12	4	26/27	13/22	0	0	233
OPPONENTS	9	25	3	32/33	24/36	0	1	332

FIELD GOALS	1-19	20-29	30-39	40-49	50+
Kremser	4/4	4/4	5/9	0/5	0/0
DOLPHINS	4/4	4/4	5/9	0/5	0/0
OPPONENTS	9/10	5/9	7/10	3/5	0/2

TWO-POINT CONVERSIONS	
DOLPHINS	0-1, OPPONENTS 1-4

SACKS			
Stanfill	8.0, Edmunds	5.0, Fernandez	4.0,
Richardson	3.0, Riley	3.0, Buoniconiti	2.0,
Weisacosky	2.0, McCullers	1.0.	
DOLPHINS	28.0, OPPONENTS	53.0	

USUAL STARTERS	
OFFENSE	
WR	Jack Clancy (7)
	Karl Noonan (5)
LT	Doug Crusan (14)
LG	Maxie Williams (13)
C	Irv Goode (14)
RG	Larry Little (9)
	Billy Neighbors (5)
RT	Norm Evans (12)
TE	Larry Seiple (8)
	Doug Moreau (5)
WR	Karl Noonan (9)
QB	Bob Griese (9)
RB	Jim Kick (14)
FB	Larry Csonka (11)

DEFENSE	
LDE	Jim Riley (14)
LDT	Manny Fernandez (13)
RDT	John Richardson (14)
RDE	*Bill Stanfill (13)
LLB	Randall Edmunds (14)
MLB	Nick Buoniconiti (13)
RLB	Ed Weisacosky (14)
LCB	Jimmy Warren (13)
RCB	*Lloyd Mumphord (7)
	Dick Westmoreland (6)
SS	Tom Beier (7)
	Bob Patrella (6)
FS	Dick Anderson (14)

boldface indicates Pro Bowl performer
* indicates rookie

1970 FINAL STATISTICS (10-4)

DATE	OPPONENT	SCORE	W/L	ATT.
9/20	at Boston	14-27	L	27,265
9/27	at Houston	20-10	W	38,779
10/3	OAKLAND	20-13	W	54,412
10/10	at N.Y. Jets	20-6	W	61,801
10/18	at Buffalo	33-14	W	40,820
10/25	CLEVELAND	0-28	L	70,872
11/1	at Baltimore	0-35	L	59,305
11/8	at Philadelphia	17-24	L	53,149
11/15	NEW ORLEANS	21-10	W	41,557
11/22	BALTIMORE	34-17	W	63,362
11/30	at Atlanta	20-7	W	53,303
12/6	BOSTON	37-20	W	46,370
12/13	N.Y. JETS	16-10	W	71,892
12/20	BUFFALO	45-7	W	64,957

TEAM STATISTICS	MIA.	OPP.
TOTAL FIRST DOWNS	228	228
By Rushing	106	82
By Passing	100	128
By Penalty	22	16
TOTAL NET YARDS	4039	4004
Average Per Game	288.5	286.0
Total Plays	827	808
Average Per Play	4.9	5.0
NET YARDS RUSHING	2082	1453
Average Per Game	148.7	103.8
Total Rushes	492	387
NET YARDS PASSING	1957	2551
Average Per Game	139.8	182.2
Tackled/Yards Lost	36/327	16/157
Gross Yards	2284	2708
Attempts/Completions	299/159	403/234
Completion Percentage	53.2	58.0
Had Intercepted	19	23
PUNTS/AVERAGE	58/41.2	63/41.7
PENALTIES/YARDS	77/834	68/704
FUMBLES/BALL LOST	24/11	24/15
TOUCHDOWNS	33	28
By Rushing	14	8
By Passing	15	17
By Returns	4	3

Score By Quarters	1	2	3	4	Total
DOLPHINS	82	84	45	86	- 297
OPPONENTS	35	85	45	63	- 228

RUSHING	NO.	YDS.	AVG.	LG	TD
Csonka	193	874	4.5	53	6
Kick	191	658	3.4	56	6
Morris	60	409	6.8	40	0
Griese	26	89	3.4	16	2
Mitchell	8	23	2.9	9	0
Seiple	2	21	10.5	24	0
Warfield	2	13	6.5	16	0
Stofa	2	5	2.5	4	0
Pryor	2	0	0.0	0	0
Ginn	5	-1	-0.2	8	0
Noonan	1	-9	-9.0	-9	0
DOLPHINS	492	2082	4.2	56	14
OPPONENTS	387	1453	3.8	26	8

RECEIVING	NO.	YDS.	AVG.	LG	TD
Kick	42	497	11.8	47	0
Warfield	28	703	25.1	54	6
Twilley	22	281	12.8	23	5
Fleming	18	205	11.4	36	0
Morris	12	149	12.4	50	0

PASSING	ATT.	COMP.	YDS.	PCT.	TD	INT.	LG	SCK/LST	RATING
Griese	245	142	2019	58.0	12	17	54	31/282	72.1
Stofa	53	16	240	30.2	3	2	52	5/45	49.3
Kick	1	1	25	100.0	0	0	25	0/0	118.8
DOLPHINS	299	159	2284	53.2	15	19	54	36/327	68.5
OPPONENTS	403	234	2708	58.0	17	22	46	16/157	69.8

Csonka	11	94	8.5	54	0
Noonan	10	186	18.6	51	1
W. Richardson	7	67	9.6	27	1
Mitchell	6	85	14.2	36	1
Seiple	2	14	7.0	7	0
Mandich	1	3	3.0	3	1
DOLPHINS	159	2284	14.4	54	15
OPPONENTS	234	2708	11.6	46	17

INTERCEPTIONS	NO.	YDS.	AVG.	LG	TD
Anderson	8	191	23.9	86	0
Scott	5	112	22.4	47	0
Mumphord	5	35	7.0	32	1
Johnson	3	29	9.7	21	0
Brown	1	32	32.0	32	0
Davis	1	15	15.0	15	0
DOLPHINS	23	414	18.0	86	1
OPPONENTS	19	258	13.6	56	1

PUNTING	NO.	YDS.	AVG.	LG	BK
Seiple	58	2392	41.2	67	0
DOLPHINS	58	2392	41.2	67	0
OPPONENTS	63	2624	41.7	62	0

PUNT RET.	NO.	YDS.	AVG.	LG	TD
Scott	27	290	10.7	77	1
Morris	2	-1	-0.5	0	0
Anderson	1	6	6.0	6	0
DOLPHINS	30	295	9.8	77	1
OPPONENTS	21	241	12.1	80	1

KICKOFF RET.	NO.	YDS.	AVG.	LG	TD
Morris	28	812	29.0	96	1
Ginn	5	59	11.8	26	0
Scott	4	117	29.3	42	0
Mitchell	4	35	8.8	17	0
Seiple	2	5	2.5	3	0
Mandich	2	0	0.0	0	0
Anderson	1	8	8.0	8	0
Foley	1	0	0.0	0	0
Brown	1	0	0.0	0	0
DOLPHINS	48	1036	21.6	96	1
OPPONENTS	55	1142	20.8	99	1

SCORING	Ru	Pa	Rt	PAI	FG	S	TP
Yepremian	0	0	0	31/31	22/29	0	97
Warfield	0	6	0	0	0	0	36
Csonka	6	0	0	0	0	0	36
Kick	6	0	0	0	0	0	36
Twilley	0	5	0	0	0	0	30
Griese	2	0	0	0	0	0	12
Mumphord	0	0	2	0	0	0	12
Mandich	0	1	0	0	0	0	6
Noonan	0	1	0	0	0	0	6
W. Richardson	0	1	0	0	0	0	6
Scott	0	0	1	0	0	0	6
Morris	0	0	1	0	0	0	6
Mitchell	0	1	0	0	0	0	6
Kremser	0	0	0	2/2	0/1	0	2
DOLPHINS	14	15	4	33/33	22/30	0	297
OPPONENTS	8	17	3	27/28	11/22	0	228

FIELD GOALS	1-19	20-29	30-39	40-49	50+
Yepremian	4/4	2/3	5/6	11/15	0/1
Kremser	0/0	0/1	0/0	0/0	0/0
DOLPHINS	4/4	2/4	5/6	11/15	0/1

OPPONENTS .. 5/5 3/4 2/3 1/8 0/3

SACKS
Stanfill 6.0, Fernandez 4.5, J. Richardson 2.5, Riley 2.0, Anderson 1.0.
DOLPHINS 16.0, OPPONENTS 36.0

USUAL STARTERS
OFFENSE
WR Paul Warfield (11)
LT Doug Crusan (14)
LG Maxie Williams (9)
C Bob DeMarco (11)
RG Larry Little (14)
RT Norm Evans (14)
TE Marv Fleming (14)
WR Howard Twilley (13)
QB Bob Griese (14)
RB Jim Kick (14)
FB Larry Csonka (14)

DEFENSE
LDE Jim Riley (14)
LDT Manny Fernandez (12)
RDT John Richardson (14)
RDE Bill Stanfill (14)
LLB Doug Swift (8)
Ted Davis (6)
MLB Nick Buoniconti (14)
RLB Mike Kolen (14)
LCB Curtis Johnson (14)
RCB Lloyd Mumphord (14)
SS Dick Anderson (13)
FS Jake Scott (13)

boldface indicates Pro Bowl performer
* indicates rookie

1971 FINAL STATISTICS (10-3-1)

DATE	OPPONENT	SCORE	W/L	ATT.
9/19	at Denver	10-10	T	50,499
9/26	at Buffalo	29-14	W	44,626
10/3	N.Y. JETS	10-14	L	67,161
10/10	at Cincinnati	23-13	W	59,090
10/17	NEW ENGLAND	41-3	W	56,222
10/24	at N.Y. Jets	30-14	W	61,170
10/31	at Los Angeles	20-14	W	68,386
11/7	BUFFALO	34-0	W	57,748
11/14	PITTSBURGH	24-21	W	63,178
11/21	BALTIMORE	17-14	W	73,063
11/29	CHICAGO	34-3	W	73,071
12/5	at New England	13-34	L	60,110
12/11	at Baltimore	3-14	L	59,293
12/19	GREEN BAY	27-6	W	74,215

TEAM STATISTICS	MIA.	OPP.
TOTAL FIRST DOWNS	232	214
By Rushing	121	93
By Passing	94	111
By Penalty	17	10
TOTAL NET YARDS	4412	3661
Average Per Game	315.1	261.5
Total Plays	803	791
Average Per Play	5.4	4.7
NET YARDS RUSHING	2429	1661
Average Per Game	173.5	118.6
Total Rushes	486	403
NET YARDS PASSING	1983	2000
Average Per Game	141.6	142.9
Tackled/Yards Lost	25/265	35/293
Gross Yards	2248	2293
Attempts/Completions	293/156	363/206
Completion Percentage	53.2	56.7
Had Intercepted	10	17
PUNTS/AVERAGE	52/40.1	72/40.7
PENALTIES/YARDS	65/632	64/561
FUMBLES/BALL LOST	22/13	39/14
TOUCHDOWNS	33	21
By Rushing	11	10
By Passing	20	10
By Returns	2	1

Score By Quarters	1	2	3	4	Total
DOLPHINS	81	76	79	79	- 315
OPPONENTS	65	23	44	42	- 174

RUSHING	NO.	YDS.	AVG.	LG	TD
Csonka	195	1051	5.4	28	7
Kick	162	738	4.6	34	3
Morris	57	315	5.5	51	1
Warfield	9	115	12.8	39	0
Ginn	22	97	4.4	46	0
Grise	26	82	3.2	21	0
Leigh	5	15	3.0	7	0
Seiple	1	14	14.0	14	0
Cole	3	11	3.7	4	0
Mira	6	-9	-1.5	0	0
DOLPHINS	486	2429	4.9	51	11
OPPONENTS	403	1661	4.1	46	10

RECEIVING	NO.	YDS.	AVG.	LG	TD
Warfield	43	996	23.2	86	11
Kick	40	338	8.5	27	0
Twilley	23	349	15.2	41	4
Fleming	13	137	10.5	23	2
Csonka	13	113	8.7	25	1
Noonan	10	180	18.0	43	0
Stowe	5	68	13.6	21	1

PASSING	ATT.	COMP.	YDS.	PCT.	TD	INT.	LG	SCK/LST	RATING
Grise	263	145	2089	55.1	19	9	86	23/248	90.9
Mira	30	11	159	36.7	1	1	43	2/17	51.9
DOLPHINS	293	156	2248	53.2	20	10	86	25/265	87.0
OPPONENTS	363	206	2293	56.8	10	17	51	35/293	65.4

Morris	5	16	3.2	11	0
Mandich	3	19	6.3	10	1
Seiple	1	32	32.0	32	0
DOLPHINS	156	2248	14.4	86	20
OPPONENTS	206	2293	11.1	51	10

INTERCEPTIONS	NO.	YDS.	AVG.	LG	TD
Scott	7	34	4.9	21	0
Foley	4	14	3.5	18	0
Johnson	2	34	17.0	34	0
Anderson	2	33	16.5	33	0
Buoniconti	1	16	16.0	16	0
Swift	1	12	12.0	12	0
DOLPHINS	17	143	9.0	34	0
OPPONENTS	10	166	16.6	53	1

PUNTING	NO.	YDS.	AVG.	LG	BK
Seiple	52	2087	40.1	73	1
DOLPHINS	52	2087	40.1	73	1
OPPONENTS	72	2935	40.4	58	0

PUNT RET.	NO.	YDS.	AVG.	LG	TD
Scott	33	318	9.6	31	0
Anderson	8	114	14.3	47	0
DOLPHINS	41	432	10.5	47	0
OPPONENTS	26	106	4.1	29	0

KICKOFF RET.	NO.	YDS.	AVG.	LG	TD
Morris	15	423	28.2	94	1
Ginn	10	252	25.2	35	0
Leigh	4	99	24.8	31	0
Matheson	3	32	10.7	16	0
DOLPHINS	32	806	25.2	94	1
OPPONENTS	59	1180	20.0	35	0

SCORING	Ru	Pa	Rt	PAT	FG	S	TP
Yepremian	0	0	0	33/33	28/40	0	117
Warfield	0	11	0	0	0	0	66
Csonka	7	1	0	0	0	0	48
Twilley	0	4	0	0	0	0	24
Kick	3	0	0	0	0	0	18
Fleming	0	2	0	0	0	0	12
Morris	1	0	1	0	0	0	12
Johnson	0	0	1	0	0	0	6
Mandich	0	1	0	0	0	0	6
Stowe	0	1	0	0	0	0	6
DOLPHINS	11	20	2	33/33	28/40	0	315
OPPONENTS	10	10	1	22/22	9/20	0	174

FIELD GOALS	1-19	20-29	30-39	40-49	50+
Yepremian	7/7	8/8	6/11	7/12	0/2
DOLPHINS	7/7	8/8	6/11	7/12	0/2
OPPONENTS	5/5	1/4	2/2	0/6	1/4

SACKS	Fernandez	Riley	Stanfil	Heinz	5.0	Cornish	2.0	Swift	2.0	Anderson	1.0	Buoniconti	1.0	Den Herder	1.0	Powell	1.0
DOLPHINS	35.0	OPPONENTS	25.0														

USUAL STARTERS	OFFENSE
WR	Paul Warfield (14)
LT	Doug Crusan (14)
LG	Bob Kuechenberg (14)
C	Bob DeMarco (14)

RG	Larry Little (14)
RT	Norm Evans (14)
TE	Marv Fleming (13)
WR	Howard Twilley (12)
QB	Bob Grise (13)
RB	Jim Kick (11)
FB	Larry Csonka (14)

DEFENSE	
LDE	Jim Riley (13)
LDT	Manny Fernandez (14)
RODT	Bob Heinz (7)
RDE	John Richardson (5)
LLB	Bill Stanfil (13)
MLB	Doug Swift (14)
RLB	Nick Buoniconti (14)
LCB	Mike Kolan (10)
FS	Tim Foley (14)
RCB	Curtis Johnson (10)
SS	Dick Anderson (14)
FS	Jake Scott (14)

boldface indicates Pro Bowl performer
* indicates rookie

1972 FINAL STATISTICS (14-0)

DATE	OPPONENT	SCORE	W/L	ATT.
9/17	at Kansas City	20-10	W	78,736
9/24	HOUSTON	34-13	W	75,069
10/1	at Minnesota	16-14	W	45,766
10/8	at N.Y. Jets	27-17	W	61,720
10/15	SAN DIEGO	24-10	W	78,212
10/22	BUFFALO	24-23	W	78,175
10/29	at Baltimore	23-0	W	59,303
11/5	at Buffalo	30-16	W	45,659
11/12	NEW ENGLAND	52-0	W	78,148
11/19	N.Y. JETS	28-24	W	78,166
11/27	ST. LOUIS	31-10	W	78,190
12/3	at New England	37-21	W	60,144
12/10	at N.Y. Giants	23-13	W	62,728
12/16	BALTIMORE	16-0	W	78,202

TEAM STATISTICS	MIA.	OPP.
TOTAL FIRST DOWNS	291	186
By Rushing	170	76
By Passing	102	96
By Penalty	19	14
TOTAL NET YARDS.....	5036	3297
Average Per Game	359.1	235.5
Total Plays	893	771
Average Per Play	5.6	4.3
NET YARDS RUSHING.....	2960	1548
Average Per Game	210.8	110.6
Total Rushes	613	389
NET YARDS PASSING.....	2076	1749
Average Per Game	148.3	124.9
Tackled/Yards Lost.....	21/159	34/280
Gross Yards	2235	2029
Attempts/Completions.....	259/144	348/178
Completion Percentage.....	55.6	51.1
Had Intercepted	12	26
PUNTS/AVERAGE	44/39.4	67/41.8
PENALTIES/YARDS	68/714	70/659
FUMBLES/BALL LOST	25/16	32/20
TOUCHDOWNS	45	21
By Rushing	26	8
By Passing	17	10
By Returns	2	3

Score By Quarters	1	2	3	4	Total
DOLPHINS	94	108	98	85	- 385
OPPONENTS	36	47	29	59	- 171

RUSHING	NO.	YDS.	AVG.	LG	TD
Csonka	213	1117	5.2	45	6
Morris	190	1000	5.3	33	12
Kick	137	521	3.8	26	5
Ginn	27	142	5.3	22	1
Leigh	21	79	3.8	10	0
Morrall	17	67	3.9	31†	1
Warfield	4	23	5.8	21	0
Griese	3	11	3.7	5	1
Del Gaizo	1	0	0.0	0	0
DOLPHINS	613	2960	4.8	45	26
OPPONENTS	389	1548	4.0	40	8

RECEIVING	NO.	YDS.	AVG.	LG	TD
Warfield	29	606	20.9	47	3
Kick	21	147	7.0	15	1
Twilley	20	364	18.2	44	3
Briscoe	16	279	17.4	51†	4
Morris	15	168	11.2	34	0
Stowe	13	276	21.2	49	2

PASSING	ATT.	COMP.	YDS.	PCT.	TD	INT.	LG	SCK/LST	RATING
Morrall	150	83	1360	55.3	11	7	49	14/14	91.0
Griese	97	53	638	54.6	4	4	39	7/45	71.6
Del Gaizo	9	5	165	55.6	2	1	51†	0/0	100.5
Briscoe	3	3	72	100.0	0	0	26	0/0	118.8
DOLPHINS	259	144	2235	55.6	17	12	51†	21/159	86.9
OPPONENTS.....	348	178	2029	51.1	10	26	82†	34/280	47.5

Fleming	13	156	12.0	31	1
Mandich	11	168	15.3	39	3
Csonka	5	48	9.6	14	0
Ginn	1	23	23.0	23	0

DOLPHINS	144	2235	15.5	51†	17
OPPONENTS	178	2029	11.4	82†	10

INTERCEPTIONS	NO.	YDS.	AVG.	LG	TD
Scott	5	73	14.6	31	0
Mumphord.....	4	50	12.5	28†	1
Anderson.....	3	34	11.3	22	0
Foley	3	25	8.3	15	0
Johnson	3	20	6.7	13	0
Swift	3	5	1.7	4	0
Buoniconti	2	17	8.5	10	0
Babb	1	24	24.0	24	0
Den Herder	1	24	24.0	24	0
Kolen	1	14	14.0	14	0

DOLPHINS	26	286	11.0	31	1
OPPONENTS	12	249	20.8	43	2

PUNTING	NO.	YDS.	AVG.	LG	BK
Saiple	36	1437	39.9	54	0
Lothridge	4	150	37.5	42	0
Anderson.....	4	147	36.8	45	0

DOLPHINS	44	1734	39.4	54	0
OPPONENTS	63	2613	41.8	67	2

PUNT RET.	NO.	YDS.	AVG.	LG	TD
Leigh	22	210	9.5	27	0
Scott	13	100	7.7	15	0
Anderson.....	5	19	3.8	17	0

DOLPHINS	40	329	8.2	27	0
OPPONENTS	17	67	3.9	13	0

KICKOFF RET.	NO.	YDS.	AVG.	LG	TD
Morris	14	334	23.9	33	0
Leigh	6	153	25.5	45	0
Matheson	2	34	17.0	17	0
Ginn	1	25	25.0	25	0
Briscoe	1	0	0.0	0	0

DOLPHINS	24	546	22.8	45	0
OPPONENTS	56	1283	22.9	39	0

SCORING	Ru	Pa	Rt	PAT	FG	S	TP
Yepremian	0	0	0	43/45	24/37	0	115
Morris	12	0	0	0	0	0	72
Csonka	6	0	0	0	0	0	36
Kick	5	1	0	0	0	0	36
Briscoe	0	4	0	0	0	0	24
Mandich	0	3	0	0	0	0	18
Twilley	0	3	0	0	0	0	18
Warfield	0	3	0	0	0	0	18
Stowe	0	2	0	0	0	0	12
Anderson.....	0	0	1	0	0	0	6
Fleming	0	1	0	0	0	0	6
Ginn	1	0	0	0	0	0	6
Griese	1	0	0	0	0	0	6
Morrall	1	0	0	0	0	0	6
Mumphord.....	0	0	1	0	0	0	6
DOLPHINS	26	17	2	43/45	24/37	0	385
OPPONENTS	8	10	3	18/21	9/16	0	171

FIELD GOALS	1-19	20-29	30-39	40-49	50+
Yepremian	7/7	3/3	7/8	4/11	3/8

DOLPHINS	7/7	3/3	7/8	4/11	3/8
OPPONENTS	3/3	2/4	3/3	1/4	0/2

SACKS

Den Herder 10.5, Stanfill 10.0, Fernandez 5.0, Matheson 2.5, Heinz 2.0, Buoniconti 1.0, Dunaway 1.0, M. Moore 1.0, Swift 1.0.

DOLPHINS 34.0, OPPONENTS 21.0

USUAL STARTERS

OFFENSE

WR	Paul Warfield (11)
LT	Doug Crusan (10)
LG	Bob Kuechenberg (14)
C	Jim Langer (14)
RG	Larry Little (14)
RT	Norm Evans (14)
TE	Marv Fleming (14)
WR	Howard Twilley (11)
QB	Earl Morrall (9)
	Bob Griese (5)
RB	Mercury Morris (11)
FB	Larry Csonka (14)

DEFENSE

LDE	Vern Den Herder (14)
LDT	Manny Fernandez (14)
RDT	Bob Heinz (8)
	Jim Dunaway (6)
RDE	Bill Stanfill (14)
LLB	Doug Swift (14)
MLB	Nick Buoniconti (14)
RLB	Mike Kolen (13)
LCB	Tim Foley (13)
RCB	Curtis Johnson (13)
SS	Jake Scott (13)
FS	Dick Anderson (13)

boldface indicates Pro Bowl performer
* indicates rookie

1973 FINAL STATISTICS (12-2)

DATE	OPPONENT	SCORE	W/L	ATT.
9/16	SAN FRANCISCO	21-13	W	68,275
9/23	at Oakland	7-12	L	74,121
9/30	NEW ENGLAND	44-23	W	62,508
10/7	N.Y. JETS	31-3	W	63,850
10/15	at Cleveland	17-9	W	72,070
10/21	BUFFALO	27-6	W	65,241
10/28	at New England	30-14	W	57,617
11/4	at N.Y. Jets	24-14	W	57,591
11/11	BALTIMORE	44-0	W	60,332
11/18	at Buffalo	17-0	W	77,138
11/22	at Dallas	14-7	W	58,089
12/3	PITTSBURGH	30-26	W	68,901
12/9	at Baltimore	3-16	L	41,005
12/15	DETROIT	34-7	W	53,375

TEAM STATISTICS	MIA.	OPP.
TOTAL FIRST DOWNS	215	195
By Rushing	111	109
By Passing	91	78
By Penalty	13	8
Third Down: Made/Att.	67/175	86/231
TOTAL NET YARDS	4103	3281
Average Per Game	293.1	234.4
Total Plays	776	876
Average Per Play	5.3	3.7
NET YARDS RUSHING	2521	1991
Average Per Game	190.1	142.2
Total Rushes	507	511
NET YARDS PASSING	1582	1290
Average Per Game	113.0	92.1
Tackled/Yards Lost	13/93	45/314
Gross Yards	1675	1604
Attempts/Completions	258/133	320/151
Completion Percentage	52.0	47.2
Had Interceded	12	21
PUNTS/AVERAGE	48/42.3	76/38.4
PENALTIES/YARDS	52/416	61/616
FUMBLES/BALL LOST	22/16	29/8
TOUCHDOWNS	38	15
By Rushing	16	10
By Passing	17	5
By Returns	5	0

Score By Quarters	1	2	3	4	OT	Total
DOLPHINS	106	117	53	67	0	343
OPPONENTS	19	50	35	46	0	150

RUSHING	NO.	YDS.	AVG.	LG	TD
Csonka	219	1003	4.6	25	5
Morris	149	954	6.4	70	10
Kick	76	257	3.4	32	0
Leigh	22	134	6.1	34	1
Nottingham	24	134	5.6	30	0
Griese	13	20	1.5	21	0
Warfield	1	15	15.0	15	0
Morrall	1	9	9.0	9	0
Briscoe	2	-5	-2.5	2	0
DOLPHINS	507	2521	5.0	70	16
OPPONENTS	511	1991	3.9	36	10

RECEIVING	NO.	YDS.	AVG.	LG	TD
Briscoe	30	447	14.9	53	2
Warfield	29	514	17.7	45	11
Kick	27	208	7.7	22	0
Mandich	24	302	12.6	28	4
Csonka	7	22	3.1	9	0
Morris	4	51	12.8	36	0
Leigh	4	9	2.3	7	0

PASSING	ATT.	COMP.	YDS.	PCT.	TD	INT.	LG	SCK/LST	RATING
Griese	218	116	1422	53.2	17	8	46	11/75	84.3
Morrall	38	17	253	44.7	0	4	53	2/18	27.5
DOLPHINS	256	133	1675	52.0	17	12	53	13/93	72.3
OPPONENTS	320	151	1604	47.2	5	21	42	45/314	40.2

Fleming	3	22	7.3	15	0
Sellers	2	54	27.0	42	0
Twilley	2	30	15.0	19	0
Nottingham	1	16	16.0	16	0
DOLPHINS	133	1675	12.6	53	17
OPPONENTS	151	1604	10.6	42	5

INTERCEPTIONS NO.	YDS.	AVG.	LG	TD	
Anderson	8	163	20.4	38	2
Scott	4	71	17.8	29	0
Kolen	2	54	27.0	29	0
Foley	2	22	11.0	15	0
Johnson	2	19	9.5	17	0
Stuckey	1	4	4.0	4	0
Ball	1	2	2.0	2	0
Swift	1	0	0.0	0	0
DOLPHINS	21	335	16.0	38	2
OPPONENTS	12	190	15.8	48	0

PUNTING	NO.	YDS.	AVG.	LG	BK
Seiple	48	2031	42.3	57	0
DOLPHINS	48	2031	42.3	57	0
OPPONENTS	76	2918	38.4	60	2

PUNT RET.	NO.	YDS.	AVG.	LG	TD
Scott	22	266	12.1	33	0
Leigh	9	64	7.1	26	0
Anderson	6	52	8.7	27	0
DOLPHINS	37	382	10.3	33	0
OPPONENTS	28	182	6.5	27	0

KICKOFF RET.	NO.	YDS.	AVG.	LG	TD
Morris	11	242	22.0	29	0
Leigh	9	251	27.9	51	0
Scott	2	20	10.0	20	0
Bannon	1	10	10.0	10	0
Seiple	1	0	0.0	0	0
DOLPHINS	24	523	21.8	51	0
OPPONENTS	56	1116	19.9	42	0

SCORING	Ru	Pa	Rt	PAT	FG	S	TP
Yepremian	0	0	0	38/38	25/37	0	113
Warfield	0	11	0	0	0	0	66
Morris	10	0	0	0	0	0	60
Csonka	5	0	0	0	0	0	30
Mandich	0	4	0	0	0	0	24
Anderson	0	0	2	0	0	0	12
Briscoe	0	2	0	0	0	0	12
Foley	0	0	2	0	0	0	12
Buoniconiti	0	0	1	0	0	0	6
Leigh	1	0	0	0	0	0	6
Team	0	0	0	0	0	1	2
DOLPHINS	16	17	5	38/38	25/37	1	343
OPPONENTS	10	5	0	13/15	15/27	0	150

FIELD GOALS	1-19	20-29	30-39	40-49	50+
Yepremian	5/5	8/10	6/9	5/9	1/4
DOLPHINS	5/5	8/10	6/9	5/9	1/4
OPPONENTS	5/5	0/2	6/8	3/8	1/4

SACKS
Stanfill 18.5, Den Herder 10.0, Fernandez 6.5, Mathason 3.0, Heinz 2.5, Ball 2.0, Buoniconiti 1.0, M. Moore 1.0, Swift 0.5.
DOLPHINS 45.0, OPPONENTS 13.0

USUAL STARTERS	
OFFENSE	
WR	Paul Warfield (14)
LT	Wayne Moore (12)
LG	Bob Kuechenberg (13)
C	Jim Langer (14)
RG	Larry Little (13)
RT	Norm Evans (14)
TE	Marv Fleming (11)
WR	Marin Briscoe (14)
QB	Bob Griese (13)
RB	Mercury Morris (11)
FB	Larry Csonka (14)
DEFENSE	
LDE	Vern Den Herder (14)
LDT	Manny Fernandez (13)
RDT	Bob Heinz (13)
RDE	Bill Stanfill (13)
LLB	Doug Swift (14)
MLB	Nick Buoniconiti (13)
RLB	Mike Kolen (13)
LCB	Tim Foley (10)
RCB	Curtis Johnson (13)
SS	Jake Scott (13)
FS	Dick Anderson (12)

boldface indicates Pro Bowl performer
* indicates rookie

1974 FINAL STATISTICS (11-3)

DATE	OPPONENT	SCORE	W/L	ATT.
9/15	at New England	24-34	L	54,913
9/22	at Buffalo	24-16	W	78,990
9/29	at San Diego	28-21	W	44,706
10/7	N.Y. JETS	21-17	W	61,527
10/13	at Washington	17-20	L	54,395
10/20	KANSAS CITY	9-3	W	67,779
10/27	BALTIMORE	17-7	W	65,868
11/3	ATLANTA	42-7	W	64,399
11/10	at New Orleans	21-0	W	73,458
11/17	BUFFALO	35-28	W	69,313
11/24	at N.Y. Jets	14-17	L	57,162
12/2	CINCINNATI	24-3	W	71,962
12/8	at Baltimore	17-16	W	34,420
12/15	NEW ENGLAND	34-27	W	56,920

TEAM STATISTICS	MIA.	OPP.
TOTAL FIRST DOWNS	272	208
By Rushing	134	83
By Passing	118	117
By Penalty	20	8
Third Down: Made/Att	97/195	73/188
TOTAL NET YARDS	4275	3806
Average Per Game	305.4	271.9
Total Plays	884	807
Average Per Play	4.8	4.7
NET YARDS RUSHING	2191	1624
Average Per Game	156.5	116.0
Total Rushes	570	404
NET YARDS PASSING	2084	2182
Average Per Game	148.9	155.9
Tackled/Yards Lost	31/229	31/270
Gross Yards	2313	2452
Attempts/Completions	283/171	372/200
Completion Percentage	60.4	53.8
Had Intercepted	18	16
PUNTS/AVERAGE	65/38.6	70/39.2
PENALTIES/YARDS	69/556	67/525
FUMBLES/BALL LOST	25/13	33/17
TOUCHDOWNS	43	25
By Rushing	25	7
By Passing	18	14
By Returns	0	4

Score By Quarters	1	2	3	4	OT	Total
DOLPHINS	42	98	76	111	0	327
OPPONENTS	31	50	57	78	0	216

RUSHING	NO.	YDS.	AVG.	LG	TD
Csonka	197	749	3.8	24	9
Malone	117	479	4.1	23	3
Kick	86	274	3.2	15	1
Nottingham	66	273	4.1	24	8
Morris	56	214	3.8	17	1
Ginn	26	99	3.8	41	2
Griese	16	66	4.1	22	1
Briscoe	1	17	17.0	17	0
N. Moore	3	16	5.3	15	0
Morrall	1	11	11.0	11	0
Strock	1	-7	-7.0	-7	0
DOLPHINS	570	2191	3.8	41	25
OPPONENTS	404	1624	4.0	56	7

RECEIVING	NO.	YDS.	AVG.	LG	TD
N. Moore	37	605	16.4	48	2
Mandich	33	374	11.3	44	6

PASSING	ATT.	COMP.	YDS.	PCT.	TD	INT.	LG	SCK/LST	RATING
Griese	253	152	1968	60.1	16	15	54	27/202	80.9
Morrall	27	17	301	63.0	2	3	46	3/16	86.1
N. Moore	1	1	31	100.0	0	0	0	0/0	118.8
Kick	1	1	13	100.0	0	0	0	0/0	118.8
Briscoe	1	0	0	0.0	0	0	0	1/11	39.6
DOLPHINS	283	171	2313	60.4	18	18	54	31/229	74.8
OPPONENTS	372	200	2452	53.8	14	16	89	31/270	69.0

Warfield	27	536	19.9	54	2
Twilley	24	256	11.0	21	2
Kick	18	155	8.6	19	1
Briscoe	11	132	12.0	20	1
Csonka	7	35	5.0	11	0
Baker	4	121	30.0	46	2
Nottingham	3	40	13.3	20	0
Morris	2	27	14.0	23	1
Malone	2	26	13.0	13	0
Ginn	2	3	1.5	3	0
Fleming	1	3	3.0	3	1
DOLPHINS	171	2313	13.5	54	18
OPPONENTS	200	2452	12.6	89	14

INTERCEPTIONS	NO.	YDS.	AVG.	LG	TD
Scott	8	75	9.4	30	0
Buoniconti	2	29	14.5	16	0
Foley	2	-2	-1.0	0	0
Stuckey	1	21	21.0	21	0
Matheson	1	10	10.0	10	0
Kolen	1	3	3.0	3	0
Anderson	1	3	3.0	3	0
DOLPHINS	16	139	8.7	30	0
OPPONENTS	18	320	17.8	40	1

PUNTING	NO.	YDS.	AVG.	LG	BK
Seiple	65	2511	38.6	60	0
DOLPHINS	65	2511	38.6	60	0
OPPONENTS	70	2743	39.2	63	2

PUNT RET.	NO.	YDS.	AVG.	LG	TD
Scott	31	346	11.2	30	0
N. Moore	9	136	15.1	42	0
Anderson	3	9	3.0	6	0
Babb	2	29	14.5	20	0
Stuckey	1	0	0.0	0	0
DOLPHINS	46	520	11.3	42	0
OPPONENTS	42	265	6.3	23	0

KICKOFF RET.	NO.	YDS.	AVG.	LG	TD
N. Moore	22	587	26.7	40	0
Ginn	12	235	19.6	30	0
Malone	6	159	26.5	73	0
Matheson	5	65	13.0	25	0
Leigh	2	50	25.0	26	0
Baker	1	22	22.0	22	0
Babb	1	0	0.0	0	0
DOLPHINS	49	1118	22.8	73	0
OPPONENTS	64	1222	19.1	57	0

SCORING	Ru	Pa	Rt	PAT	FG	S	TP
Yepremian	0	0	0	43/43	8/15	0	67
Csonka	9	0	0	0	0	0	54
Nottingham	8	0	0	0	0	0	48
Mandich	0	6	0	0	0	0	36
Malone	3	0	0	0	0	0	18
Morris	1	1	0	0	0	0	12
Warfield	0	2	0	0	0	0	12
Ginn	2	0	0	0	0	0	12
N. Moore	0	2	0	0	0	0	12
Kick	1	1	0	0	0	0	12
Twilley	0	2	0	0	0	0	12
Baker	0	2	0	0	0	0	12
Fleming	0	1	0	0	0	0	6
Griese	1	0	0	0	0	0	6

Briscoe	0	1	0	0	0	0	6
Foley	0	0	0	0	0	1	2
DOLPHINS	25	18	0	43/43	8/15	1	327
OPPONENTS	7	14	4	14	24	0	216

FIELD GOALS	1-19	20-29	30-39	40-49	50+
Yepremian	0/1	4/5	3/4	1/3	0/2
DOLPHINS	0/1	4/5	3/4	1/3	0/2
OPPONENTS	0/0	7/9	2/5	5/6	0/1

SACKS	STANFILL	DEN HARDER	FERNANDEZ	COLAN	REESE
Stanfill	10.0	Den Harder	7.0	Fernandez	3.0
Ball	3.0	Crowder	3.0	Matheson	3.0
Kolen	1.0	Reese	1.0		
DOLPHINS	31.0	OPPONENTS	31.0		

USUAL STARTERS	OFFENSE
WR	Paul Warfield (9)
LT	Bob Kuechenberg (4)
	Wayne Moore (3)
	Tony Funchess (3)
LG	Bob Kuechenberg (4)
C	Jim Langer (14)
RG	Larry Little (14)
RT	Norm Evans (14)
TE	Jim Mandich (10)
WR	*Nat Moore (6)
	Howard Twilley (4)
QB	Bob Griese (13)
RB	Jim Kick (7)
	*Benny Malone (3)
	Mercury Morris (3)
FB	Larry Csonka (11)

DEFENSE	
LDE	Vern Den Herder (14)
LDT	Manny Fernandez (12)
RDT	Bob Heinz (13)
RDE	Bill Stanfill (13)
LLB	Bob Matheson (7)
	Doug Swift (7)
MLB	Nick Buoniconti (13)
RLB	Mike Kolen (13)
LCB	Tim Foley (10)
RCB	Curtis Johnson (12)
SS	Dick Anderson (14)
FS	Jake Scott (14)

boldface indicates Pro Bowl performer
* indicates rookie

1975 FINAL STATISTICS (10-4)

DATE	OPPONENT	SCORE	W/L	ATT.
9/22	OAKLAND	21-31	L	78,744
9/28	at New England	22-14	W	60,602
10/5	at Green Bay	31-7	W	55,270
10/12	PHILADELPHIA	24-16	W	60,127
10/19	at N.Y. Jets	43-0	W	47,191
10/26	at Buffalo	35-30	W	79,080
11/2	at Chicago	46-13	W	51,298
11/9	N.Y. JETS	27-7	W	72,896
11/16	at Houston	19-20	L	48,892
11/23	BALTIMORE	17-33	L	61,986
12/1	NEW ENGLAND	20-7	W	61,963
12/7	BUFFALO	31-21	W	74,573
12/14	at Baltimore	7-10(OT)	L	59,398
12/20	DENVER	14-13	W	43,064

TEAM STATISTICS	MIA.	OPP.
TOTAL FIRST DOWNS	266	224
By Rushing	136	92
By Passing	108	113
By Penalty	22	19
TOTAL NET YARDS	4509	3789
Average Per Game	322.1	270.6
Total Plays	896	858
Average Per Play	5.0	4.4
NET YARDS RUSHING	2500	1768
Average Per Game	178.6	126.3
Total Rushes	594	443
NET YARDS PASSING	2009	2021
Average Per Game	143.5	144.4
Tackled/Yards Lost	23/187	40/314
Gross Yards	2196	2335
Attempts/Completions	279/170	375/200
Completion Percentage	60.9	53.3
Had Intercepted	17	21
PUNTS/AVERAGE	65/38.6	72/40.0
PENALTIES/YARDS	74/575	82/716
FUMBLES/BALL LOST	20/9	23/9
TOUCHDOWNS	46	27
By Rushing	26	14
By Passing	19	9
By Returns	1	4

Score By Quarters	1	2	3	4	OT	Total
DOLPHINS	44	116	99	98	0	357
OPPONENTS	48	53	45	73	3	222

RUSHING	NO.	YDS.	AVG.	LG	TD
Morris	219	875	4.0	49	4
Nottingham	168	718	4.3	56	12
Bulaich	78	309	4.0	30	5
Malone	65	220	3.4	20	3
Solomon	4	87	21.8	35	0
Ginn	21	78	3.7	14	0
N. Moore	8	69	8.6	36	0
Griese	17	59	3.5	17	1
Strock	6	38	6.3	18	1
Morrall	4	33	8.3	16	0
Winfrey	3	10	3.3	5	0
Seiple	1	4	4.0	4	0
DOLPHINS	594	2500	4.2	56	26
OPPONENTS	443	1768	4.0	39	15

RECEIVING	NO.	YDS.	AVG.	LG	TD
N. Moore	40	705	17.6	79t	4
Bulaich	32	276	8.6	59t	5
Twilley	24	366	15.3	32	4
Solomon	22	339	15.4	58t	2

PASSING	ATT.	COMP.	YDS.	PCT.	TD	INT.	LG	SCK/LST	RATING
Griese	191	118	1693	61.8	14	13	79t	16/131	86.6
Strock	45	26	230	57.8	2	2	25	3/29	67.9
Morrall	43	26	273	60.5	3	2	31	4/27	82.7
DOLPHINS	279	170	2196	60.9	19	17	79t	23/187	82.9
OPPONENTS	375	200	2335	53.3	9	21	62t	40/314	57.1

Mandich	21	217	10.3	32t	4
Seiple	10	84	8.4	15	0
Nottingham	9	66	7.3	18	0
Tilman	5	60	12.0	16	0
Ginn	3	21	7.0	8	0
Malone	2	47	23.5	43	0
Morris	2	15	7.5	10	0
DOLPHINS	170	2196	12.9	79t	19
OPPONENTS	200	2335	11.7	62t	9

INTERCEPTIONS	NO.	YDS.	AVG.	LG	TD
Scott	6	60	10.0	38	0
Johnson	4	41	10.3	17	0
Babb	4	18	4.5	18	0
Matheson	3	32	10.7	22	0
Rhone	2	2	1.0	2	0
Towle	1	16	16.0	16	0
Kolen	1	14	14.0	14	0
DOLPHINS	21	183	8.7	38	0
OPPONENTS	17	214	12.6	50	1

PUNTING	NO.	YDS.	AVG.	LG	BK
Seiple	65	2506	38.6	61	0
DOLPHINS	65	2506	38.6	61	0
OPPONENTS	72	2880	40.0	57	1

PUNT RET.	NO.	YDS.	AVG.	LG	TD
Solomon	26	320	12.3	50t	1
N. Moore	8	80	10.0	29	0
Babb	7	95	13.6	46	0
Scott	1	10	10.0	10	0
Ginn	1	4	4.0	4	0
DOLPHINS	43	509	11.8	50t	1
OPPONENTS	34	373	11.0	83t	1

KICKOFF RET.	NO.	YDS.	AVG.	LG	TD
Solomon	17	348	20.5	31	0
N. Moore	9	243	27.0	42	0
Ginn	9	235	26.1	39	0
Nottingham	3	80	26.7	27	0
Winfrey	1	25	25.0	25	0
Malone	1	18	18.0	18	0
DOLPHINS	40	949	23.7	42	0
OPPONENTS	65	1549	23.8	102t	1

SCORING	Ru	Pa	PaT	FG	S	TP	
Yeprman	0	0	0	40/46	13/16	0	79
Nottingham	12	0	0	0	0	0	72
Bulaich	5	5	0	0	0	0	60
Mandich	0	4	0	0	0	0	24
N. Moore	0	4	0	0	0	0	24
Morris	4	0	0	0	0	0	24
Twilley	0	4	0	0	0	0	24
Malone	3	0	0	0	0	0	18
Solomon	0	2	1	0	0	0	18
Griese	1	0	0	0	0	0	6
Strock	1	0	0	0	0	0	6
Reese	0	0	0	0	0	1	2
DOLPHINS	26	19	1	40/46	13/16	1	357
OPPONENTS	15	9	3	25/27	11/21	1	222

FIELD GOALS	1-19	20-29	30-39	40-49	50+
Yeprman	1/1	5/5	6/7	1/2	0/1
DOLPHINS	1/1	5/5	6/7	1/2	0/1
OPPONENTS	0/0	3/5	4/6	4/10	0/0

SACKS	
Don Herder	11.0
Crowder	7.5
Reese	7.5
Stanfill	6.5
Matheson	2.0
Andrews	1.5
Johnson	1.0
Kolen	1.0
Rhone	1.0
Swift	1.0
DOLPHINS	40.0
OPPONENTS	23.0

USUAL STARTERS	
OFFENSE	
WR	Howard Twilley (8)
	*Freddie Solomon (5)
LT	Wayne Moore (14)
LG	Bob Kuechenberg (14)
C	Jim Langer (14)
RG	Larry Little (14)
RT	Norm Evans (13)
TE	Andre Tilman (8)
	Jim Mandich (6)
WR	Nat Moore (14)
QB	Bob Griese (10)
RB	Mercury Morris (14)
FB	Don Nottingham (13)

DEFENSE	
LDE	Vern Don Herder (14)
LDT	Randy Crowder (11)
RDT	Don Reese (11)
RDE	Bill Stanfill (8)
	*Steve Towle (4)
LLB	Doug Swift (13)
MLB	Mike Kolen (9)
RLB	Bob Matheson (13)
LCB	Tim Foley (9)
RCB	Curtis Johnson (14)
SS	Charlie Babb (14)
FS	Jake Scott (14)

boldface indicates Pro Bowl performer
* indicates rookie

1976 FINAL STATISTICS (6-8)

DATE	OPPONENT	SCORE	W/L	ATT.
9/13	at Buffalo	30-21	W	77,683
9/19	at New England	14-30	L	46,053
9/26	N.Y. JETS	16-0	W	49,754
10/3	LOS ANGELES	28-31	L	60,753
10/10	at Baltimore	14-28	L	58,832
10/17	KANSAS CITY	17-20(OT)	L	43,325
10/24	at Tampa Bay	23-20	W	59,155
10/31	NEW ENGLAND	10-3	W	52,863
11/7	at N.Y. Jets	27-7	W	53,344
11/14	at Pittsburgh	3-14	L	48,945
11/22	BALTIMORE	16-17	L	62,104
11/28	at Cleveland	13-17	L	74,715
12/5	BUFFALO	45-27	W	43,475
12/11	MINNESOTA	7-29	L	46,543

TEAM STATISTICS	MIA.	OPP.
TOTAL FIRST DOWNS	267	268
By Rushing	122	125
By Passing	125	131
By Penalty	20	12
TOTAL NET YARDS	4386	5081
Average Per Game	313.3	362.9
Total Plays	874	892
Average Per Play	5.0	5.7
NET YARDS RUSHING	2118	2411
Average Per Game	151.3	172.2
Total Rushes	491	525
NET YARDS PASSING	2268	2670
Average Per Game	162.0	190.7
Tackled/Yards Lost	37/336	20/193
Gross Yards	2604	2863
Attempts/Completions	346/193	347/195
Completion Percentage	55.8	56.2
Had Intercepted	15	11
PUNTS/AVERAGE	62/38.2	63/41.1
PENALTIES/YARDS	70/582	94/716
FUMBLES/BALL LOST	14/8	31/18
TOUCHDOWNS	31	34
By Rushing	15	14
By Passing	15	20
By Returns	1	0

Score By Quarters	1	2	3	4	OT	Total
DOLPHINS	27	96	64	74	0	263
OPPONENTS	31	93	62	75	3	264

RUSHING	NO.	YDS.	AVG.	LG	TD
Malone	186	797	4.3	31	4
Bulaich	122	540	4.4	35	4
Winfrey	52	205	3.9	13	1
Nottingham	63	185	2.9	13	3
Griese	23	108	4.7	26	0
Davis	31	160	5.2	57	1
N. Moore	4	36	9.0	21	0
Seiple	3	14	4.7	7	0
Solomon	4	60	15.0	59	1
Strock	2	13	6.5	11	1
Heath	1	0	0.0	0	0
DOLPHINS	491	2118	4.3	59	15
OPPONENTS	525	2411	4.6	75	14

RECEIVING	NO.	YDS.	AVG.	LG	TD
N. Moore	33	625	18.9	67	4
Bulaich	28	151	5.4	25	0
Solomon	27	453	16.8	53	2

PASSING	ATT.	COMP.	YDS.	PCT.	TD	INT.	LG	SCK/LST	RATING
Griese	272	162	2097	59.6	11	12	47	30/266	78.9
Strock	47	21	359	44.7	3	2	53	4/41	74.6
Monrall	26	10	148	38.5	1	1	67	3/29	54.7
Solomon	1	0	0	0.0	0	0	0	0/0	39.6
DOLPHINS	346	193	2604	55.8	15	15	67	37/336	76.4
OPPONENTS	347	195	2863	56.2	20	11	64	20/193	89.0

Harris	22	372	16.9	44	1
Mandich	22	260	11.8	31	4
Twilley	14	214	15.3	39	1
Tilman	13	130	10.0	16	1
Seiple	10	138	13.8	25	1
Malone	9	103	11.4	36	0
Winfrey	6	55	9.2	16	1
Nottingham	4	33	8.3	29	0
Davis	2	8	4.0	6	0
McCreary	2	51	25.5	30	0
Holmes	1	11	11.0	11	0
DOLPHINS	193	2604	13.5	67	15
OPPONENTS	195	2863	14.7	64	20

INTERCEPTIONS	NO.	YDS.	AVG.	LG	TD
Ellis	2	40	20.0	40	0
Matheson	2	34	17.0	34	0
Babb	2	20	10.0	20	0
White	2	4	2.0	4	0
Anderson	1	32	32.0	32	0
Johnson	1	14	14.0	14	0
Salter	1	0	0.0	0	0
DOLPHINS	11	144	13.1	40	0
OPPONENTS	15	128	8.5	33	0

PUNTING	NO.	YDS.	AVG.	LG	BK
Seiple	62	2366	38.2	56	0
DOLPHINS	62	2366	38.2	56	0
OPPONENTS	63	2593	41.2	56	0

PUNT RET.	NO.	YDS.	AVG.	LG	TD
Solomon	13	205	15.8	79	1
Harris	9	79	8.7	16	0
N. Moore	8	72	9.0	23	0
Babb	3	38	12.7	25	0
Anderson	2	21	10.5	11	0
DOLPHINS	35	415	11.9	79	1
OPPONENTS	34	272	8.0	28	0

KICKOFF RET.	NO.	YDS.	AVG.	LG	TD
Davis	26	617	23.7	47	0
Harris	17	559	32.9	69	0
Nottingham	6	107	17.8	21	0
N. Moore	2	28	14.0	28	0
Winfrey	2	24	12.0	13	0
Solomon	1	12	12.0	12	0
Tilman	1	0	0.0	0	0
DOLPHINS	55	1347	24.5	69	0
OPPONENTS	57	1231	21.6	79	0

SCORING	Ru	Pa	Rt	PAT	FG	S	TP
Yepramian	0	0	0	29/31	16/23	0	77
Bulaich	4	0	0	0	0	0	24
Malone	4	0	0	0	0	0	24
Mandich	0	4	0	0	0	0	24
N. Moore	0	4	0	0	0	0	24
Solomon	1	2	1	0	0	0	24
Nottingham	3	0	0	0	0	0	18
Winfrey	1	1	0	0	0	0	12
Davis	1	0	0	0	0	0	6
Harris	0	1	0	0	0	0	6
Seiple	0	1	0	0	0	0	6
Strock	1	0	0	0	0	0	6
Tilman	0	1	0	0	0	0	6
Twilley	0	1	0	0	0	0	6
DOLPHINS	15	15	1	29/31	16/23	0	263

OPPONENTS 14 20 0 30/34 10/21 0 264

FIELD GOALS	1-19	20-29	30-39	40-49	50+
Yepramian	0/0	9/10	2/4	4/8	1/1
DOLPHINS	0/0	9/10	2/4	4/8	1/1
OPPONENTS	2/2	4/8	2/5	2/6	0/0

SACKS	RESE	STANFILL	DEN	HERDER	ANDREWS	CROWDER	BUNICONTI	HEINZ	MATHESON	TOWLE	BABB	GORDON									
Reese	4.0	Stanfill	4.0	Den Herder	3.0	Andrews	2.0	Crowder	2.0	Buniconti	1.0	Heinz	1.0	Matheson	1.0	Towle	1.0	Babb	0.5	Gordon	0.5

DOLPHINS 20.0, OPPONENTS 37.0

USUAL STARTERS	
OFFENSE	
WR	Nat Moore (9)
LT	Wayne Moore (14)
LG	Bob Kuechenberg (10)
C	Jim Langer (14)
RG	Larry Little (10)
RT	Darryl Carlton (8)
TE	Larry Little (4)
TE	Andre Tilman (14)
WR	Freddie Solomon (7)
WR	Howard Twilley (6)
QB	Bob Griese (13)
RB	Benny Malone (12)
FB	Don Nottingham (8)
FB	Norm Bulaich (6)

DEFENSE	
LDE	Vern Den Herder (14)
LDT	Randy Crowder (14)
RDT	Don Reese (6)
RDT	Bob Heinz (4)
RDE	John Andrews (4)
RDE	Don Reese (3)
RDE	Bill Stanfill (3)
LLB	Larry Gordon (14)
MLB	Steve Towle (12)
RLB	Bob Matheson (11)
LCB	Jerris White (14)
RCB	Curtis Johnson (9)
SS	Charlie Babb (14)
FS	Barry Hill (6)
FS	Bryant Salter (6)

boldface indicates Pro Bowl performer
* indicates rookie

1977 FINAL STATISTICS (10-4)

DATE	OPPONENT	SCORE	W/L	ATT.
9/18	at Buffalo	13-0	W	76,097
9/25	at San Francisco	19-15	W	40,503
10/2	HOUSTON	27-7	W	49,619
10/9	at Baltimore	28-45	L	57,005
10/16	N.Y. JETS	21-17	W	43,446
10/23	SEATTLE	31-13	W	29,858
10/30	SAN DIEGO	13-14	L	40,670
11/6	at N.Y. Jets	14-10	W	51,582
11/13	NEW ENGLAND	17-5	W	67,502
11/20	at Cincinnati	17-23	L	46,733
11/24	at St. Louis	55-14	W	50,269
11/5	BALTIMORE	17-6	W	68,977
11/11	at New England	10-14	L	61,064
11/17	BUFFALO	31-14	W	39,626

TEAM STATISTICS	MIA.	OPP.
TOTAL FIRST DOWNS	267	227
By Rushing	143	101
By Passing	107	117
By Penalty	17	9
Third Down: Made/Att.	78/172	88/199
TOTAL NET YARDS	4327	3982
Average Per Game	309.1	284.4
Total Plays	866	901
Average Per Play	5.0	4.4
NET YARDS RUSHING	2366	1749
Average Per Game	169.0	124.9
Total Rushes	519	467
NET YARDS PASSING	1961	2233
Average Per Game	140.1	159.5
Tackled/Yards Lost.	36/303	20/160
Gross Yards	2264	2393
Attempts/Completions	311/182	414/226
Completion Percentage	58.5	54.6
Had Intercepted	14	15
PUNTS/AVERAGE	58/36.9	67/38.5
PENALTIES/YARDS	59/432	82/644
FUMBLES/BALL LOST	22/13	37/18
TOUCHDOWNS	41	23
By Rushing	18	12
By Passing	22	10
By Returns	1	1

Score By Quarters	1	2	3	4	OT	Total
DOLPHINS	86	113	60	54	0	313
OPPONENTS	52	48	33	64	0	197

RUSHING	NO.	YDS.	AVG.	LG	TD
Malone	129	615	4.8	66	5
Davis	126	533	4.2	60	2
L. Harris	91	417	4.6	77	4
Bulaich	91	416	4.6	29	4
Nottingham	44	214	4.9	13	2
Moore	14	89	6.4	24	1
Solomon	6	43	7.2	14	0
Griese	16	30	1.9	13	0
T. Anderson	1	11	11.0	11	0
Michel	1	-2	-2.0	-2	0
DOLPHINS	519	2366	4.6	77	18
OPPONENTS	467	1749	3.7	64	12

RECEIVING	NO.	YDS.	AVG.	LG	TD
Moore	52	765	14.7	73	12
D. Harris	34	601	17.7	47	5
Bulaich	25	180	7.2	14	0
Tilkman	17	169	10.0	37	2
Davis	14	151	10.8	32	1
Solomon	12	181	15.1	54	1

PASSING	ATT.	COMP.	YDS.	PCT.	TD	INT.	LG	SCK/LST	RATING
Griese	307	180	2252	58.6	22	13	73	36/303	87.7
Strock	4	2	12	50.0	0	1	9	0/0	16.7
DOLPHINS	311	182	2264	58.5	22	14	73	36/303	86.1
OPPONENTS	414	226	2393	54.6	10	15	47	20/160	64.6

Nottingham	8	58	7.3	16	0
L. Harris	7	29	4.1	11	0
Mandich	6	63	10.5	15	0
Malone	4	58	14.5	35	0
McCreary	2	10	5.0	9	1
Seiple	1	-1	-1.0	-1	0
DOLPHINS	182	2264	12.4	73	22
OPPONENTS	226	2393	10.6	47	10

INTERCEPTIONS NO.	YDS.	AVG.	LG	TD	
Johnson	4	35	8.8	19	0
Thomas	3	23	7.7	23	0
Foley	3	17	5.7	17	0
Gordon	1	27	27.0	27	0
Babb	1	15	15.0	15	0
Matheson	1	7	7.0	7	0
Roberson	1	0	0.0	0	0
Volk	1	0	0.0	0	0
DOLPHINS	15	124	8.3	27	0
OPPONENTS	14	238	17.0	34	0

PUNTING	NO.	YDS.	AVG.	LG	BK
Michel	35	1338	38.2	61	0
Seiple	22	801	36.4	54	1
DOLPHINS	58	2139	36.9	61	1
OPPONENTS	67	2581	38.5	60	0

PUNT RET.	NO.	YDS.	AVG.	LG	TD
Solomon	32	285	8.9	39	0
D. Anderson	4	3	0.7	3	0
Babb	2	10	5.0	7	0
Davis	1	11	11.0	11	0
T. Anderson	1	6	6.0	6	0
DOLPHINS	40	315	7.9	39	0
OPPONENTS	29	267	9.2	49	0

KICKOFF RET.	NO.	YDS.	AVG.	LG	TD
Davis	14	414	29.6	73	0
Solomon	10	273	27.3	90	1
T. Anderson	7	167	23.9	40	0
D. Harris	4	91	22.8	31	0
Nottingham	2	36	18.0	18	0
McCreary	1	30	30.0	30	0
DOLPHINS	38	1011	26.6	90	1
OPPONENTS	59	1281	21.7	32	0

SCORING	Ru	Pa	Rt	PAT	FG	S	TP
Moore	1	12	0	0	0	0	78
Yepremian	0	0	0	37/41	10/22	0	67
D. Harris	0	5	0	0	0	0	30
Malone	5	0	0	0	0	0	30
Bulaich	4	0	0	0	0	0	24
L. Harris	4	0	0	0	0	0	24
Davis	2	1	0	0	0	0	18
Nottingham	2	0	0	0	0	0	12
Solomon	0	1	1	0	0	0	12
Tilkman	0	2	0	0	0	0	12
McCreary	0	1	0	0	0	0	6
Michel	0	0	0	0/1	0	0	0
DOLPHINS	18	22	137/42	10/22	0	0	313
OPPONENTS	12	10	121/23	12/20	0	0	197

FIELD GOALS	1-19	20-29	30-39	40-49	50+
Yepremian	0/0	3/4	5/7	2/9	0/2
DOLPHINS	0/0	3/4	5/7	2/9	0/2
OPPONENTS	1/1	2/2	4/5	5/10	0/2

SACKS
Duhe 7.0, Baumhower 4.0, Bokamper 2.5, Gordon 2.0, Matheson 2.0, Den Herder 1.5, Babb 1.0.
DOLPHINS 20.0, OPPONENTS 36.0

USUAL STARTERS	
OFFENSE	
WR	Nat Moore (14)
LT	Wayne Moore (14)
LG	Bob Kuechenberg (12)
C	Jim Langer (14)
RG	Larry Little (13)
RT	Mike Current (14)
TE	Andre Tilman (14)
WR	Freddie Solomon (6)
	Duriel Harris (4)
	Lloyd McCreary (4)
QB	Bob Griese (14)
RB	Benny Malone (8)
	Gary Davis (6)
FB	Norm Bulaich (7)
	*Leroy Harris (5)

DEFENSE	
LDE	Vern Don Herder (11)
NT	*Bob Baumhower (14)
RDE	*A.J. Duhe (14)
LOLB	Kim Bokamper (14)
LILB	Steve Towle (7)
	Mike Kolen (4)
RILB	Bob Matheson (8)
	Steve Towle (5)
ROLB	Larry Gordon (14)
LCB	Norris Thomas (10)
RCB	Curtis Johnson (14)
SS	Tim Foley (10)
FS	Vern Roberson (9)
	Charlie Babb (4)

boldface indicates Pro Bowl performer
* indicates rookie

1978 FINAL STATISTICS (11-5)

DATE	OPPONENT	SCORE	W/L	ATT.
9/3	at N.Y. Jets	20-33	L	49,598
9/10	at Baltimore	42-0	W	46,426
9/17	BUFFALO	31-24	W	48,373
9/24	at Philadelphia	3-17	L	62,998
10/1	ST. LOUIS	24-10	W	43,882
10/9	CINCINNATI	21-0	W	54,729
10/15	at San Diego	28-21	W	50,637
10/22	at New England	24-33	L	60,424
10/29	BALTIMORE	26-8	W	53,524
11/5	DALLAS	23-16	W	70,414
11/12	at Buffalo	25-24	W	48,623
11/20	at Houston	30-35	L	50,290
11/26	N.Y. JETS	13-24	L	49,255
12/3	at Washington	16-0	W	52,860
12/10	OAKLAND	23-6	W	73,003
12/18	NEW ENGLAND	23-3	W	72,071

TEAM STATISTICS	MIA.	OPP.
TOTAL FIRST DOWNS	270	298
By Rushing	119	120
By Passing	135	156
By Penalty	16	22
Third Down: Made/Att.	98/215	88/205
TOTAL NET YARDS	4835	5169
Average Per Game	302.2	323.1
Total Plays	954	1021
Average Per Play	5.1	5.1
NET YARDS RUSHING	2366	2261
Average Per Game	147.9	141.3
Total Rushes	548	543
NET YARDS PASSING	2469	2908
Average Per Game	154.3	181.8
Tackled/Yards Lost	27/238	41/343
Gross Yards	2707	3251
Attempts/Completions	379/226	437/256
Completion Percentage	59.6	58.6
Had Intercepted	18	32
PUNTS/AVERAGE	81/40.3	74/37.0
PENALTIES/YARDS	74/603	99/865
FUMBLER/BALL LOST	24/12	37/21
TOUCHDOWNS	45	30
By Rushing	18	15
By Passing	24	15
By Returns	3	0

Score By Quarters	1	2	3	4	OT	Total
DOLPHINS	101	126	68	77	0	372
OPPONENTS	24	87	64	79	0	254

RUSHING	NO.	YDS.	AVG.	LG	TD
Williams	272	1258	4.6	58t	8
L. Harris	123	512	4.2	51	2
Davis	62	313	5.0	65t	3
Bulaich	40	196	4.9	63	2
Braxton	20	48	2.4	15	2
Strock	10	23	2.3	12	0
Malone	6	18	3.0	7	1
Griese	9	10	1.1	9	0
Benjamin	1	-2	-2.0	-2	0
Moore	4	-3	-0.8	3	0
Roberts	1	-7	-7.0	-7	0
DOLPHINS	548	2366	4.3	65t	18
OPPONENTS	543	2261	4.2	81t	15

RECEIVING	NO.	YDS.	AVG.	LG	TD
Moore	48	645	13.5	47	10

PASSING	ATT.	COMP.	YDS.	PCT.	TD	INT.	LG	SCK/LST	RATING
Griese	235	148	1791	63.0	11	11	63t	18/165	82.4
Strock	135	72	825	53.3	12	6	57	9/73	83.3
Benjamin	8	6	91	75.0	1	1	43	0/0	112.0
Williams	1	0	0	0.0	0	0	0	0/0	39.6
DOLPHINS	379	226	2707	59.6	24	18	63t	27/238	82.9
OPPONENTS	437	256	3251	58.6	15	32	92t	41/343	62.8

D. Harris	45	654	14.5	63t	3
Tilman	31	398	12.8	33	3
L. Harris	25	211	8.4	57	0
Davis	24	218	9.1	34	0
Williams	18	192	10.7	42	0
Bulaich	16	92	5.8	22	0
Cefalo	6	145	24.2	43	3
Braxton	4	47	11.8	19	0
Hardy	4	32	8.0	15	2
McCreary	3	27	9.0	12	2
Rather	1	39	39.0	39	0
Den Herder	1	7	7.0	7t	1
DOLPHINS	226	2707	12.0	63t	24
OPPONENTS	256	3251	12.7	92t	15

INTERCEPTIONS	NO.	YDS.	AVG.	LG	TD
Foley	6	12	2.0	8	0
Small	4	157	39.3	46t	1
Volk	4	42	10.5	24	0
Babb	3	61	20.3	36	0
Gordon	3	35	11.7	22	0
Johnson	3	-2	-0.7	0	0
Thomas	2	63	31.5	53t	1
Rhone	2	4	2.0	4	0
Chambers	1	49	49.0	49	0
Cornelius	1	21	21.0	21	0
Towle	1	14	14.0	14	0
Bokamper	1	2	2.0	2	0
Baumhower	1	0	0.0	0	0
DOLPHINS	32	458	14.3	53t	2
OPPONENTS	18	224	12.4	33	0

PUNTING	NO.	YDS.	AVG.	LG	BK
Roberts	81	3263	40.3	59	0
DOLPHINS	81	3263	40.3	59	0
OPPONENTS	74	2741	37.0	58	2

PUNT RET.	NO.	YDS.	AVG.	LG	TD
Cefalo	28	232	8.3	26	0
Babb	9	57	6.3	14	0
Davis	2	36	18.0	25	0
Moore	1	11	11.0	11	0
Cornelius	1	5	5.0	5	0
DOLPHINS	41	341	8.3	26	0
OPPONENTS	42	303	7.2	34	0

KICKOFF RET.	NO.	YDS.	AVG.	LG	TD
D. Harris	29	657	22.7	53	0
Davis	13	251	19.3	27	0
Anderson	7	157	22.4	31	0
Cefalo	2	40	20.0	21	0
Hardy	2	27	13.5	15	0
DOLPHINS	53	1132	21.4	53	0
OPPONENTS	70	1459	20.8	39	0

SCORING	Ru	Pa	Rt	PAT	FG	S	TP
Yeprmanian	0	0	0	41/45	19/23	0	98
Moore	0	10	0	0	0	0	60
Williams	8	0	0	0	0	0	48
Cefalo	0	3	0	0	0	0	18
Davis	3	0	0	0	0	0	18
D. Harris	0	3	0	0	0	0	18
Tilman	0	3	0	0	0	0	18
Braxton	2	0	0	0	0	0	12
Bulaich	2	0	0	0	0	0	12
Hardy	0	2	0	0	0	0	12

Harris	2	0	0	0	0	0	12
McCreary	0	2	0	0	0	0	12
Baumhower	0	1	0	0	0	0	6
Den Herder	0	1	0	0	0	0	6
Malone	1	0	0	0	0	0	6
Small	0	0	1	0	0	0	6
Thomas	0	0	1	0	0	0	6
Bokamper	0	0	0	0	0	1	2
Duhe	0	0	0	0	0	1	2
DOLPHINS	18	24	34/45	19/23	2	372	
OPPONENTS	15	15	028/30	14/21	1	254	

FIELD GOALS	1-19	20-29	30-39	40-49	50+
Yeprmanian	0/0	4/5	10/11	5/7	0/0
DOLPHINS	0/0	4/5	10/11	5/7	0/0
OPPONENTS	1/1	4/6	6/8	3/6	0/0

SACKS	Player	Yards
Den Herder	9.0	Bokamper 8.0, Duhe 8.0,
Gordon	4.5	Bettors 4.0, Chambers 1.5,
Baumhower	1.5	Matheson 1.5, Babb 1.0,
Barisich	1.0	Simpson 1.0.
DOLPHINS	41.0	OPPONENTS 27.0

USUAL STARTERS	Position	Player
WR	Duriel Harris (15)	
LT	Wayne Moore (9)	
DOLPHINS	Bob Kuechenberg (7)	
LG	Bob Kuechenberg (8)	
	Ed Newman (8)	
C	Jim Langer (16)	
RG	Larry Little (15)	
RT	Mike Current (15)	
TE	Andre Tilman (16)	
WR	Nat Moore (15)	
QB	Bob Griese (9)	
	Don Strock (7)	
RB	Delvin Williams (15)	
FB	Leroy Harris (11)	

DEFENSE	Player
LDE	Vern Dan Herder (16)
NT	Bob Baumhower (16)
RDE	A.J. Duhe (10)
LOLB	Kim Bokamper (16)
LILB	Steve Towle (13)
RILB	Rusty Chambers (15)
ROLB	Larry Gordon (15)
LCB	Norris Thomas (16)
RCB	Curtis Johnson (12)
SS	Tim Foley (16)
FS	Rick Volk (13)

boldface indicates Pro Bowl performer
* indicates rookie

1979 FINAL STATISTICS (10-6)

DATE	OPPONENT	SCORE	W/L	ATT.
9/2	at Buffalo	9-7	W	69,441
9/9	SEATTLE	19-10	W	56,233
9/16	at Minnesota	27-12	W	44,187
9/23	CHICAGO	31-16	W	66,011
9/30	at N.Y. Jets	27-33	L	51,496
10/8	at Oakland	3-13	L	52,419
10/14	BUFFALO	17-7	W	45,597
10/21	at New England	13-28	L	61,096
10/28	GREEN BAY	27-7	W	47,741
11/5	HOUSTON	6-9	L	70,273
11/11	BALTIMORE	19-0	W	50,193
11/18	at Cleveland	24-30(O)	L	80,374
11/25	at Baltimore	28-24	W	36,016
11/29	NEW ENGLAND	39-24	W	69,174
12/9	at Detroit	28-10	W	78,087
12/15	N.Y. JETS	24-27	L	49,915

TEAM STATISTICS	MIA.	OPP.
TOTAL FIRST DOWNS	297	238
By Rushing	126	87
By Passing	140	135
By Penalty	31	16
Third Down: Made/Att.	99/205	96/213
TOTAL NET YARDS	4950	4439
Average Per Game	309.4	277.4
Total Plays	1006	938
Average Per Play	4.9	4.7
NET YARDS RUSHING	2187	1702
Average Per Game	136.7	106.4
Total Rushes	561	484
NET YARDS PASSING	2763	2737
Average Per Game	172.7	171.1
Tackled/Yards Lost	29/255	36/314
Gross Yards	3018	3051
Attempts/Completions	416/235	418/230
Completion Percentage	56.5	55.0
Had Intercepted	22	23
PUNTS/AVERAGE	71/39.5	77/37.9
PENALTIES/YARDS	79/651	107/834
FUMBLES/BALL LOST	27/15	29/15
TOUCHDOWNS	40	31
By Rushing	19	9
By Passing	20	17
By Returns	1	5

Score By Quarters	1	2	3	4	OT	Total
DOLPHINS	71	75	80	115	0	341
OPPONENTS	24	71	87	69	6	257

RUSHING	NO.	YDS.	AVG.	LG	TD
Csonka	220	837	3.8	22	12
Williams	184	703	3.8	39	3
Davis	98	383	3.9	42	1
Nathan	16	68	4.2	18	0
Torrey	13	61	4.7	17	1
Bulaich	9	37	4.1	9	2
Griese	11	30	2.7	18	0
Moore	3	22	7.3	18	0
Harris	1	20	20.0	20	0
Howell	3	8	2.7	5	0
DOLPHINS	561	2187	3.9	42	19
OPPONENTS	484	1702	3.5	30	9

RECEIVING	NO.	YDS.	AVG.	LG	TD
Moore	48	840	17.5	53	6

PASSING	ATT.	COMP.	YDS.	PCT.	TD	INT.	LG	SCK/LST	RATING
Griese	310	176	2160	56.8	14	16	51	26/221	72.0
Strock	100	56	830	56.0	6	6	53	2/22	78.3
Benjamin	4	3	28	75.0	0	0	17	1/10	93.8
Hardy	1	0	0	0.0	0	0	0	0/0	39.6
Williams	1	0	0	0.0	0	0	0	0/0	39.6
DOLPHINS	416	235	3018	56.5	20	22	53	29/255	73.3
OPPONENTS	418	230	3051	55.0	17	23	78t	36/314	69.0

Harris	42	798	19.0	51	3
Davis	34	215	6.3	18	0
Hardy	30	386	12.8	28	3
Williams	21	175	8.3	38	1
Nathan	17	213	12.5	35	2
Csonka	16	75	4.7	18	1
Cefalo	12	223	18.6	30	3
Bulaich	8	53	6.6	13	1
Howell	3	23	7.7	11	0
Lee	2	14	7.0	10	0
Torrey	2	3	1.5	8	0

DOLPHINS	235	3018	12.8	53	20
OPPONENTS	230	3051	13.3	78t	17

INTERCEPTIONS	NO.	YDS.	AVG.	LG	TD
Colzie	5	86	17.2	56	0
Small	5	74	14.8	40	0
Gordon	2	33	16.5	33	0
Thomas	2	29	14.5	24	0
Rhone	2	17	8.5	10	0
Foley	2	8	4.0	8	0
Matheson	1	28	28.0	28	0
Chambers	1	4	4.0	4	0
Babb	1	3	3.0	3	0
Bokamper	1	3	3.0	3	0
Towle	1	0	0.0	0	0
DOLPHINS	23	285	12.4	56	0
OPPONENTS	22	382	17.4	58t	3

PUNTING	NO.	YDS.	AVG.	LG	BK
Roberts	69	2772	40.2	68	1
von Schamann	1	31	31.0	31	0
DOLPHINS	71	2803	39.5	68	1
OPPONENTS	77	2919	37.9	60	0

PUNT RET.	NO.	YDS.	AVG.	LG	TD
Nathan	28	306	10.9	86t	1
Kozlowski	3	21	7.0	11	0
Cefalo	2	10	5.0	10	0
Babb	1	0	0.0	0	0
DOLPHINS	34	337	9.9	86t	1
OPPONENTS	25	131	5.2	34	0

KICKOFF RET.	NO.	YDS.	AVG.	LG	TD
Nathan	45	1016	22.6	43	0
Kozlowski	4	85	21.2	22	0
Davis	2	27	13.5	16	0
Bessilleu	0	20	-	20	0
DOLPHINS	51	1148	22.5	43	0
OPPONENTS	69	1518	22.0	55	0

SCORING	Ru	Pa	Rt	PAT	FG	S	TP
von Schamann	0	0	0	36/40	21/29	0	99
Csonka	12	1	0	0	0	0	78
Moore	0	6	0	0	0	0	36
Williams	3	1	0	0	0	0	24
Cefalo	0	3	0	0	0	0	18
Hardy	0	3	0	0	0	0	18
Harris	0	3	0	0	0	0	18
Bulaich	2	1	0	0	0	0	18
Nathan	0	2	1	0	0	0	18
Davis	1	0	0	0	0	0	6
Torrey	1	0	0	0	0	0	6
Team	0	0	0	0	0	1	2
DOLPHINS	19	20	1	36/40	21/29	1	341

OPPONENTS 9 17 526/30 15/26 0 257

FIELD GOALS	1-19	20-29	30-39	40-49	50+
von Schamann	0/0	8/8	9/14	2/4	2/3
DOLPHINS	0/0	8/8	9/14	2/4	2/3
OPPONENTS	0/0	2/3	7/9	6/14	0/0

SACKS
Den Herder 9.0, Betters 8.0, Baumhower 6.5, Bokamper 4.5, Gordon 3.0, Duhe 2.0, Barisich 1.5, Thomas 1.0, Towle 0.5.
DOLPHINS 36.0, OPPONENTS 29.0

USUAL STARTERS
OFFENSE
WR Duriel Harris (14)
LT Bob Kuechenberg (16)
LG Ed Newman (16)
C Jim Langer (9)
Mark Dennard (7)
RG Larry Little (14)
RT Mike Current (16)
TE Bruce Hardy (14)
WR Nat Moore (14)
QB Bob Griese (12)
RB Delvin Williams (13)
FB Larry Csonka (16)

DEFENSE
LDE Vern Den Herder (16)
NT Bob Baumhower (16)
RDE Doug Betters (14)
LOLB Kim Bokamper (13)
LILB Steve Towle (16)
RILB Rusty Chambers (14)
ROLB Larry Gordon (16)
LCB Norris Thomas (16)
RCB Geraki Small (16)
SS Tim Foley (15)
FS Neal Colzie (16)

boldface indicates Pro Bowl performer
* indicates rookie

1980 FINAL STATISTICS (8-8)

DATE	OPPONENT	SCORE	W/L	ATT.
9/7	at Buffalo	7-17	L	79,598
9/14	CINCINNATI	17-16	W	38,322
9/21	at Atlanta	20-17	W	55,479
9/28	NEW ORLEANS	21-16	W	40,946
10/5	BALTIMORE	17-30	L	50,631
10/12	at New England	0-34	L	60,377
10/19	BUFFALO	17-14	W	41,636
10/27	at N.Y. Jets	14-17	L	53,046
11/2	at Oakland	10-16	L	46,378
11/9	at Los Angeles	35-14	W	62,198
11/16	SAN FRANCISCO	17-13	W	45,135
11/20	SAN DIEGO	24-27(OT)	L	63,013
11/30	at Pittsburgh	10-23	L	51,384
12/8	NEW ENGLAND	16-13(OT)	W	63,292
12/14	at Baltimore	24-14	W	30,564
12/20	N.Y. JETS	17-24	L	41,854

TEAM STATISTICS	MIA.	OPP.
TOTAL FIRST DOWNS	284	309
By Rushing	107	107
By Passing	149	185
By Penalty	28	17
Third Down: Made/Att.	90/232	115/239
TOTAL NET YARDS	4564	5224
Average Per Game	285.3	326.5
Total Plays	1015	1062
Average Per Play	4.5	4.9
NET YARDS RUSHING	1876	2018
Average Per Game	117.3	126.1
Total Rushes	492	530
NET YARDS PASSING	2688	3206
Average Per Game	168.0	200.4
Tackled/Yards Lost	31/265	27/233
Gross Yards	2953	3439
Attempts/Completions	492/267	505/290
Completion Percentage	54.3	57.4
Had Intercepted	26	28
PUNTS/AVERAGE	79/41.5	72/37.3
PENALTIES/YARDS	74/567	108/923
FUMBLES/BALL LOST	33/16	31/17
TOUCHDOWNS	32	36
By Rushing	9	13
By Passing	21	21
By Returns	2	2

Score By Quarters	1	2	3	4	OT	Total
DOLPHINS	47	65	37	114	3	266
OPPONENTS	54	100	65	83	3	305

RUSHING	NO.	YDS.	AVG.	LG	TD
Williams	187	671	3.6	65	2
Nathan	60	327	5.5	18	1
Robiskie	78	250	3.2	36	2
Woodley	55	214	3.9	17	3
Howell	60	206	3.4	23	1
Bennett	43	187	4.3	19	0
Giaquinto	5	16	3.2	5	0
Testerman	1	5	5.0	5	0
Moore	1	3	3.0	3	0
Griese	1	0	0.0	0	0
Strock	1	-3	-3.0	-3	0
DOLPHINS	492	1876	3.8	65	9
OPPONENTS	530	2018	3.8	53	13

PASSING	ATT.	COMP.	YDS.	PCT.	TD	INT.	LG	SK/LST	RATING
Woodley	327	176	1850	53.8	14	17	61	17/127	63.1
Griese	100	61	790	61.0	6	4	54	9/89	89.2
Strock	62	30	313	48.4	1	5	33	5/49	35.1
Moore	1	0	0	0.0	0	0	0	0/0	39.6
Nathan	1	0	0	0.0	0	0	0	0/0	39.6
Williams	1	0	0	0.0	0	0	0	0/0	39.6
DOLPHINS	492	267	2953	54.3	21	26	61	31/265	64.6
OPPONENTS	505	290	3439	57.4	21	28	61	27/233	69.1

RECEIVING	NO.	YDS.	AVG.	LG	TD
Nathan	57	588	10.3	61	5
Moore	47	564	12.0	33	7
Harris	33	583	17.7	54	2
Williams	31	207	6.7	19	0
Giaquinto	24	192	8.0	25	1
Hardy	19	159	8.4	19	2
Rose	13	149	11.5	50	0
Robiskie	13	60	4.6	15	0
Cefalo	11	199	18.1	52	1
Lee	7	83	11.9	41	2
Howell	5	38	7.6	13	0
Bailey	4	105	26.3	39	0
Bennett	3	26	8.7	19	1
DOLPHINS	267	2953	11.1	61	21
OPPONENTS	290	3439	11.9	61	21

INTERCEPTIONS	NO.	YDS.	AVG.	LG	TD
Small	7	46	6.6	22	0
McNeal	5	17	3.4	15	0
Bessillieu	4	13	3.3	12	0
Taylor	3	55	18.3	44	0
Rhone	3	33	11.0	12	0
Blackwood	3	0	0.0	0	0
Ortega	1	17	17.0	17	0
Gordon	1	11	11.0	11	0
Bokamper	1	6	6.0	6	0
DOLPHINS	28	198	7.1	44	0
OPPONENTS	26	386	14.8	71	1

PUNTING	NO.	YDS.	AVG.	LG	BK
Roberts	77	3279	42.6	71	2
DOLPHINS	79	3279	41.5	71	2
OPPONENTS	72	2684	37.3	69	1

PUNT RET.	NO.	YDS.	AVG.	LG	TD
Nathan	23	178	7.7	30	0
Giaquinto	7	35	5.0	15	0
Bessillieu	1	0	0.0	0	0
Blackwood	1	0	0.0	0	0
DOLPHINS	32	213	6.7	30	0
OPPONENTS	42	339	8.1	35	0

KICKOFF RET.	NO.	YDS.	AVG.	LG	TD
Bessillieu	40	890	22.3	87	0
Giaquinto	9	146	16.2	22	0
Nathan	5	102	20.4	31	0
Harris	5	89	17.8	22	0
Barnett	1	7	7.0	7	0
Allen	1	0	0.0	0	0
DOLPHINS	61	1234	20.2	87	0
OPPONENTS	53	1210	22.8	52	0

SCORING	Ru	Pa	Rt	PA*	FG	S	TP
von Schamann	0	0	0	32/32	14/23	0	74
Moore	0	7	0	0	0	0	42
Nathan	1	5	0	0	0	0	36
Woodley	3	0	0	0	0	0	18
Giaquinto	0	1	1	0	0	0	12
Hardy	0	2	0	0	0	0	12
Harris	0	2	0	0	0	0	12
Lee	0	2	0	0	0	0	12
Robiskie	2	0	0	0	0	0	12
Williams	2	0	0	0	0	0	12

Bennett	0	1	0	0	0	0	6
Bessillieu	0	0	1	0	0	0	6
Cefalo	0	1	0	0	0	0	6
Howell	1	0	0	0	0	0	6
DOLPHINS	9	21	2	32/32	14/23	0	266
OPPONENTS	13	21	2	33/36	18/25	1	305

FIELD GOALS	1-19	20-29	30-39	40-49	50+
von Schamann	0/0	9/10	3/5	2/5	0/3
DOLPHINS	0/0	9/10	3/5	2/5	0/3
OPPONENTS	0/0	2/2	12/14	4/8	0/1

SACKS	Bokamper	Duhe	Baumhower	Bettors	Gordon	Bessillieu	Don Herder	Rhone
DOLPHINS	27.0							
OPPONENTS	31.0							

USUAL STARTERS	OFFENSE
WR	Nat Moore (16)
LT	Jon Giesler (10)
LG	Bob Kuechenberg (13)
C	Mark Dennard (16)
RG	Ed Newman (16)
RT	Eric Laakso (16)
TE	Bruce Hardy (12)
TE	Ronnie Lee (13)
QB	*David Woodley (11)
RB	Delvin Williams (10)
FB	Steve Howell (8)
	Tarry Robiskie (5)

DEFENSE	
LDE	Vern Don Herder (16)
NT	Bob Baumhower (16)
RDE	Doug Bettors (16)
LOLB	Kim Bokamper (16)
LILB	Rusty Chambers (8)
	Ralph Ortega (6)
RILB	A.J. Duhe (14)
ROLB	Larry Gordon (14)
LCB	*Don McNeal (13)
RCB	Gerald Small (16)
SS	Glenn Blackwood (15)
FS	Don Bessillieu (13)

boldface indicates Pro Bowl performer
* indicates rookie

1981 FINAL STATISTICS (11-4-1)

DATE	OPPONENT	SCORE	W/L	ATT.
9/6	at St. Louis	20-7	W	50,351
9/10	PITTSBURGH	30-10	W	74,190
9/20	at Houston	16-10	W	47,379
9/27	at Baltimore	31-28	W	41,630
10/4	N.Y. JETS	28-28(OT)	T	68,723
10/12	at Buffalo	21-31	L	78,576
10/18	WASHINGTON	13-10	W	47,367
10/25	at Dallas	27-28	L	64,221
11/1	BALTIMORE	27-10	W	46,064
11/8	at New England	30-27(OT)	W	60,436
11/15	OAKLAND	17-33	L	61,777
11/22	at N.Y. Jets	15-16	L	59,962
11/30	PHILADELPHIA	13-10	W	67,797
12/6	NEW ENGLAND	24-14	W	50,421
12/13	at Kansas City	17-7	W	57,407
12/19	BUFFALO	16-6	W	72,956

TEAM STATISTICS	MIA.	OPP.
TOTAL FIRST DOWNS	306	296
By Rushing	123	124
By Passing	157	160
By Penalty	26	12
Third Down: Made/Att.	86/225	81/214
TOTAL NET YARDS	5322	5363
Average Per Game	332.6	335.2
Total Plays	1063	1039
Average Per Play	5.0	5.2
NET YARDS RUSHING	2173	2032
Average Per Game	135.8	127.0
Total Rushes	535	492
NET YARDS PASSING	3149	3331
Average Per Game	196.8	208.2
Tackled/Yards Lost	30/236	38/314
Gross Yards	3385	3645
Attempts/Completions	498/271	509/297
Completion Percentage	54.4	58.3
Had Intercepted	21	18
PUNTS/AVERAGE	83/40.8	87/41.0
PENALTIES/YARDS	71/541	104/886
FUMBLES/BALL LOST	26/10	30/15
TOUCHDOWNS	39	33
By Rushing	18	10
By Passing	18	23
By Returns	3	0

Score By Quarters	1	2	3	4	OT	Total
DOLPHINS	41	110	97	94	3	345
OPPONENTS	72	92	30	81	0	275

RUSHING	NO.	YDS.	AVG.	LG	TD
Nathan	147	782	5.3	46	5
Franklin	201	711	3.5	29	7
Woodley	63	272	4.3	26	4
Hill	37	146	3.9	24	1
Vigorito	35	116	3.3	30	1
Bennett	28	104	3.7	12	0
Giaquinto	3	31	10.3	20	0
Howell	5	21	4.2	9	0
Orosz	1	13	13.0	13	0
Moore	1	3	3.0	3	0
Strock	14	-26	-1.9	9	0
DOLPHINS	535	2173	4.1	46	18
OPPONENTS	492	2032	4.1	28	10

RECEIVING	NO.	YDS.	AVG.	LG	TD
Harris	53	911	17.2	55	2

PASSING	ATT.	COMP.	YDS.	PCT.	TD	INT.	LG	SCK/LST	RATING
Woodley	366	191	2470	52.2	12	13	69t	24/191	69.8
Strock	130	79	901	60.1	6	8	52	6/45	71.1
Hill	1	1	14	100.0	0	0	14	0/0	118.8
Nathan	1	0	0	0.0	0	0	0	0.0	39.6
DOLPHINS	498	271	3385	54.4	18	21	69t	30/236	70.3
OPPONENTS	509	297	3645	58.3	23	18	76t	38/314	80.2

Nathan	50	452	9.0	31	3
Vigorito	33	237	7.2	31t	2
Celalo	29	631	21.8	69t	3
Moore	26	452	17.4	52	2
Rose	23	316	13.7	50	2
Hardy	15	174	11.6	21	0
Lee	14	64	4.6	11	1
Hill	12	73	6.1	16	1
Giaquinto	7	38	5.4	16	1
Bennett	4	22	5.5	10	0
Franklin	3	6	2.0	3t	1
Howell	2	9	4.5	5	0
DOLPHINS	271	3385	12.5	69t	18
OPPONENTS	297	3645	12.3	76t	23

INTERCEPTIONS	NO.	YDS.	AVG.	LG	TD
G. Blackwood	4	124	31.0	39	0
Kozlowski	3	37	12.3	29	0
Rhone	3	35	11.7	16	0
L. Blackwood	3	12	4.0	11	0
Brudzinski	2	35	17.5	19	0
Duhe	1	11	11.0	11	0
Walker	1	0	0.0	0	0
Bessillieu	1	0	0.0	0	0
DOLPHINS	18	254	14.1	39	0
OPPONENTS	21	288	13.7	39	0

PUNTING	NO.	YDS.	AVG.	LG	BK
Orosz	83	3386	40.8	61	0
DOLPHINS	83	3386	40.8	61	0
OPPONENTS	87	3565	41.0	59	0

PUNT RET.	NO.	YDS.	AVG.	LG	TD
Vigorito	36	379	10.5	87t	1
Walker	5	50	10.0	17	0
G. Blackwood	2	8	4.0	6	0
Bessillieu	1	12	12.0	12	0
Kozlowski	1	9	9.0	9	0
DOLPHINS	45	458	10.2	87t	1
OPPONENTS	45	286	6.4	22	0

KICKOFF RET.	NO.	YDS.	AVG.	LG	TD
Walker	38	932	24.5	90t	1
Bessillieu	7	114	16.3	30	0
Vigorito	4	84	21.0	25	0
Kozlowski	1	40	40.0	40	0
Giaquinto	1	22	22.0	22	0
Harris	1	20	20.0	20	0
Hill	1	20	20.0	20	0
Rose	1	5	5.0	5	0
DOLPHINS	54	1228	22.7	90t	1
OPPONENTS	61	1218	20.0	41	0

SCORING	Ru	Pa	Rt	PAT	FG	S	TP
von Schamann	0	0	0	37/38	24/31	0	109
Nathan	5	3	0	0	0	0	48
Franklin	7	1	0	0	0	0	48
Woodley	4	0	0	0	0	0	24
Vigorito	1	2	1	0	0	0	24
Celalo	0	3	0	0	0	0	18
Moore	0	2	0	0	0	0	12
Harris	0	2	0	0	0	0	12
Hill	1	1	0	0	0	0	12
Rose	0	2	0	0	0	0	12
Giaquinto	0	1	0	0	0	0	6
Kozlowski	0	0	1	0	0	0	6

Lee	0	1	0	0	0	0	6
Walker	0	0	1	0	0	0	6
Gordon	0	0	0	0	0	1	2
DOLPHINS	18	18	3	37/39	24/31	1	345
OPPONENTS	10	23	0	33/33	14/21	0	275

FIELD GOALS	1-19	20-29	30-39	40-49	50+
von Schamann	0/0	9/9	11/12	4/10	0/0
DOLPHINS	0/0	9/9	11/12	4/10	0/0
OPPONENTS	0/0	4/6	5/5	5/8	0/2

SACKS	Player	Yards
Baumhower	9.0	Bokamper 7.5, Duhe 7.5, Rhone 6.0, Betters 5.0, Gordon 1.0, Dan Herder 1.0, G. Blackwood 1.0.
DOLPHINS	38.0	OPPONENTS 30.0

USUAL STARTERS	Player	Position
OFFENSE		
WR	Duhal Harris	(10)
LT	Jon Giesler	(16)
LG	Bob Kuechenberg	(9)
	Jeff Toews	(7)
C	Mark Dennard	(11)
RG	Ed Newman	(16)
RT	Eric Laakso	(16)
TE	Ronnie Lee	(16)
WR	Nat Moore	(11)
QB	David Woodley	(15)
RB	Tony Nathan	(11)
FB	*Andra Franklin	(12)
DEFENSE		
LDE	Doug Betters	(15)
NT	Bob Baumhower	(16)
RDE	Vern Dan Herder	(13)
LOLB	Bob Brudzinski	(16)
LILB	A.J. Duhe	(16)
RILB	Earnie Rhone	(16)
ROLB	Larry Gordon	(16)
LCB	Don McNeal	(12)
RCB	Gerald Small	(16)
SS	Glenn Blackwood	(16)
FS	Lyle Blackwood	(10)

boldface indicates Pro Bowl performer
* indicates rookie

1982 FINAL STATISTICS (7-2)

DATE	OPPONENT	SCORE	W/L	ATT.
9/12	at N.Y. Jets	45-28	W	53,360
9/19	BALTIMORE	24-20	W	51,999
9/21	at Buffalo	9-7	W	52,945
11/29	at Tampa Bay	17-23	L	54,854
12/5	MINNESOTA	22-14	W	45,721
12/12	at New England	0-3	L	25,716
12/18	N.Y. JETS	20-19	W	67,307
12/27	BUFFALO	27-10	W	73,924
1/2	at Baltimore	34-7	W	19,073

TEAM STATISTICS		MIA.	OPP.
TOTAL FIRST DOWNS		165	147
By Rushing		84	77
By Passing		66	65
By Penalty		15	5
Third Down: Made/Att.		52/124	46/118
Fourth Down: Made/Att.		5/8	8/10
TOTAL NET YARDS		2658	2312
Average Per Game		295.3	256.8
Total Plays		582	548
Average Per Play		4.6	4.2
NET YARDS RUSHING		1344	1285
Average Per Game		149.3	142.8
Total Rushes		333	293
NET YARDS PASSING		1314	1027
Average Per Game		146.0	114.1
Tackled/Yards Lost		12/87	29/254
Gross Yards		1401	1281
Attempts/Completions		238/129	226/119
Completion Percentage		54.2	52.7
Had Intercepted		13	19
PUNTS/AVERAGE		35/38.7	40/40.1
PENALTIES/YARDS		34/240	57/461
FUMBLES/BALL LOST		15/10	17/8
TOUCHDOWNS		22	15
By Rushing		11	7
By Passing		8	7
By Returns		3	1

Score By Quarters	1	2	3	4	OT	Total
DOLPHINS	54	43	64	37	0	198
OPPONENTS	26	58	10	37	0	131

RUSHING	NO.	YDS.	AVG.	LG	TD
Franklin	177	701	4.0	25	7
Nathan	66	233	3.5	15	1
Woodley	36	207	5.8	29	2
Vigorito	19	99	5.2	33	1
Hill	13	51	3.9	13	0
Diana	8	31	3.9	7	0
Bennett	9	15	1.7	5	0
Harris	1	13	13.0	13	0
Strock	3	-9	-3.0	0	0
DOLPHINS	333	1344	4.0	33	11
OPPONENTS	284	1285	4.5	62	7

RECEIVING	NO.	YDS.	AVG.	LG	TD
Vigorito	24	186	7.8	26	0
Harris	22	331	15.0	45	1
Celalo	17	356	30.9	46	1
Rose	16	182	11.4	44	2
Nathan	16	114	7.1	16	0
Hardy	12	66	5.5	19	2
Moore	8	82	10.3	23	1
Hill	6	33	5.5	10	0

PASSING	ATT.	COMP.	YDS.	PCT.	TD	INT.	LG	SCK/LST	RATING
Woodley	179	98	1080	54.7	5	8	46	10/72	63.5
Strock	55	30	306	54.5	2	5	43	2/5	44.8
Nathan	2	1	15	50.0	1	0	15	0/0	114.6
Hill	1	0	0	0.0	0	0	0	0/0	39.6
Jensen	1	0	0	0.0	0	0	0	0/0	39.6
DOLPHINS	238	129	1401	54.2	8	13	46	12/77	60.8
OPPONENTS	226	119	1281	52.7	7	19	53	29/243	44.9

Franklin	3	9	3.0	6	0
Diana	2	21	10.5	13	0
Lee	2	6	3.0	5	0
Woodley	1	15	15.0	15	1
DOLPHINS	129	1401	10.9	46	8
OPPONENTS	119	1281	10.8	53	7

INTERCEPTIONS	NO.	YDS.	AVG.	LG	TD
McNeal	4	42	10.5	23	1
Walker	3	54	18.0	30	0
G. Blackwood	2	42	21.0	35	1
L. Blackwood	2	41	20.5	21	0
Small	2	41	20.5	21	0
Kozlowski	1	36	36.0	36	0
Gordon	1	15	15.0	15	0
Brudzinski	1	5	5.0	5	0
Rhone	1	4	4.0	4	0
Bokamper	1	1	1.0	1	0
DuHe	1	0	0.0	0	0
DOLPHINS	19	281	14.8	36	2
OPPONENTS	13	96	7.4	31	0

PUNTING	NO.	YDS.	AVG.	LG	BK
Orosz	35	1353	38.7	61	0
DOLPHINS	35	1353	38.7	61	0
OPPONENTS	40	1605	40.1	61	0

PUNT RET.	NO.	YDS.	AVG.	LG	TD
Vigorito	20	192	9.6	59	1
G. Blackwood	2	2	1.0	2	0
DOLPHINS	22	194	8.8	59	1
OPPONENTS	14	77	5.5	22	0

KICKOFF RET.	NO.	YDS.	AVG.	LG	TD
Walker	20	433	21.7	32	0
Hellin	2	49	24.5	31	0
Diana	1	15	15.0	15	0
Kozlowski	1	10	10.0	10	0
DOLPHINS	24	507	21.3	32	0
OPPONENTS	33	704	21.3	66	0

SCORING	Ru	Pa	Rt	PAT	FG	S	TP
von Schamann	0	0	0	21/22	15/20	0	66
Franklin	7	0	0	0	0	0	42
Woodley	2	1	0	0	0	0	18
Hardy	0	2	0	0	0	0	12
Rose	0	2	0	0	0	0	12
Vigorito	1	0	1	0	0	0	12
G. Blackwood	0	0	1	0	0	0	6
Celalo	0	1	0	0	0	0	6
Harris	0	1	0	0	0	0	6
McNeal	0	0	1	0	0	0	6
Moore	0	1	0	0	0	0	6
Nathan	1	0	0	0	0	0	6
DOLPHINS	11	8	3	21/22	15/20	0	198
OPPONENTS	7	7	1	14/15	9/15	0	131

FIELD GOALS	1-19	20-29	30-39	40-49	50+
von Schamann	0/0	8/9	4/5	3/5	0/1
DOLPHINS	0/0	8/9	4/5	3/5	0/1
OPPONENTS	0/1	2/3	3/6	3/4	1/1

SACKS
Brudzinski 4.5, Gordon 4.0, Betters 4.0,

Bokamper 3.5, Duhe 3.0, Baumhower 2.0, G. Blackwood 2.0, Bowser 2.0, Rhone 2.0, L. Blackwood 1.0, Hester 1.0.
DOLPHINS 29.0, OPPONENTS 12.0

USUAL STARTERS	
OFFENSE	
WR	Jimmy Celalo (9)
LT	Jon Giesler (9)
LG	Bob Kuechenberg (9)
C	Dwight Stephenson (9)
RG	Ed Newman (8)
RT	Eric Laakso (9)
TE	Ronnie Lee (5)
	Bruce Hardy (5)
WR	Duriel Harris (9)
QB	David Woodley (9)
RB	Tony Nathan (7)
FB	Andra Franklin (9)

DEFENSE	
LDE	Doug Betters (7)
NT	Bob Baumhower (8)
RDE	Kim Bokamper (6)
LOLB	Bob Brudzinski (9)
LILB	A.J. Duhe (9)
RILB	Earnie Rhone (9)
ROLB	Larry Gordon (9)
LCB	Don McNeal (9)
RCB	Gerald Small (9)
FS	Glenn Blackwood (9)
	Lyle Blackwood (9)

boldface indicates Pro Bowl performer
* indicates rookie

1983 FINAL STATISTICS (12-4)

DATE	OPPONENT	SCORE	W/L	ATT.
9/4	at Buffalo	12-0	W	78,715
9/11	NEW ENGLAND	34-24	W	59,343
9/19	at L.A. Raiders	14-27	L	57,796
9/25	KANSAS CITY	14-6	W	50,785
10/2	at New Orleans	7-17	L	66,489
10/9	BUFFALO	35-38(OT)	L	59,948
10/16	at N.Y. Jets	32-14	W	58,615
10/23	at Baltimore	21-7	W	32,343
10/30	L.A. RAMS	30-14	W	72,175
11/6	at San Francisco	20-17	W	57,832
11/13	at New England	6-17	L	60,771
11/20	BALTIMORE	37-0	W	54,482
11/28	CINCINNATI	38-14	W	74,506
12/4	at Houston	24-17	W	39,434
12/10	ATLANTA	31-24	W	56,725
12/16	N.Y. JETS	34-14	W	59,975

TEAM STATISTICS	MIA.	OPP.
TOTAL FIRST DOWNS	314	288
By Rushing	132	122
By Passing	151	147
By Penalty	31	19
Third Down: Made/Att.	79/211	78/204
Fourth Down: Made/Att.	9/14	5/10
TOTAL NET YARDS	5195	5139
Average Per Game	324.7	321.2
Total Plays	1033	992
Average Per Play	5.0	5.2
NET YARDS RUSHING	2150	2037
Average Per Game	134.4	127.3
Total Rushes	568	460
NET YARDS PASSING	3045	3002
Average Per Game	190.3	187.6
Tackled/Yards Lost	23/190	49/363
Gross Yards	3235	3365
Attempts/Completions	442/254	480/277
Completion Percentage	57.5	57.7
Had Intercepted	11	26
PUNTS/AVERAGE	75/42.5	90/40.8
PENALTIES/YARDS	64/567	95/836
FUMBLES/BALL LOST	30/16	39/18
TOUCHDOWNS	48	32
By Rushing	16	11
By Passing	28	19
By Returns	4	2

Score By Quarters	1	2	3	4	OT	Total
DOLPHINS	56	135	91	107	0	389
OPPONENTS	62	68	44	73	3	250

RUSHING	NO.	YDS.	AVG.	LG	TD
Franklin	224	746	3.3	18	8
Nathan	151	685	4.5	40	3
Overstreet	85	392	4.6	44	1
Bennett	49	197	4.0	25	2
Woodley	19	78	4.1	15	0
Marino	28	45	1.6	15	2
Hill	2	12	6.0	10	0
Clayton	2	9	4.5	9	0
Hardy	1	2	2.0	2	0
Harris	1	0	0	0	0
Strock	6	-16	-2.7	-2	0
DOLPHINS	568	2150	3.8	44	16
OPPONENTS	460	2037	4.4	55	11

PASSING	ATT.	COMP.	YDS.	PCT.	TD	INT.	LG	SCK/LST	RATING
Marino	296	173	2210	58.4	20	6	85t	10/80	96.0
Woodley	89	43	528	48.3	3	4	64t	10/80	59.6
Strock	52	34	403	65.4	4	1	47	3/30	106.5
Nathan	4	3	46	75.0	0	0	22	0/0	112.5
Clayton	1	1	48	100.0	1	0	48t	0/0	158.3
DOLPHINS	442	254	3235	57.5	28	11	85t	23/190	91.2
OPPONENTS	480	277	3365	57.7	19	26	80t	49/363	70.0

RECEIVING	NO.	YDS.	AVG.	LG	TD
Nathan	52	461	8.9	25	1
Duper	51	1003	19.7	85t	10
Moore	39	558	14.3	66t	6
Rose	29	345	11.9	37	3
Johnson	24	189	7.9	33	4
Hardy	22	202	9.2	25	0
Harris	15	260	17.3	64t	1
Overstreet	8	55	6.9	20	2
Clayton	6	114	19.0	39	1
Bennett	6	35	5.8	9	0
Vigorito	1	7	7.0	7	0
Woodley	1	6	6.0	6	0
DOLPHINS	254	3235	12.7	85t	28
OPPONENTS	277	3365	12.1	80t	19

INTERCEPTIONS	NO.	YDS.	AVG.	LG	TD
Judson	6	60	10.0	29	0
Small	5	60	12.0	28	0
L. Blackwood	4	77	19.3	45	0
G. Blackwood	3	0	0.0	0	0
Kozlowski	2	73	36.5	38t	2
Bokamper	2	43	21.5	24t	1
Rhone	1	15	15.0	15	0
Lankford	1	10	10.0	10	0
Walker	1	7	7.0	7	0
Brown	1	0	0.0	0	0
DOLPHINS	26	345	13.3	45	3
OPPONENTS	11	205	18.6	45	1

PUNTING	NO.	YDS.	AVG.	LG	BK
Roby	74	3189	43.1	64	1
DOLPHINS	75	3189	42.5	64	1
OPPONENTS	90	3674	40.8	63	1

PUNT RET.	NO.	YDS.	AVG.	LG	TD
Clayton	41	392	9.6	60t	1
Walker	8	86	10.8	23	0
Kozlowski	2	12	6.0	11	0
Vigorito	1	62	62.0	62	0
Heflin	1	19	19.0	19	0
G. Blackwood	1	10	10.0	10	0
Sowell	1	0	0.0	0	0
DOLPHINS	55	581	10.6	62	1
OPPONENTS	32	229	7.2	24	0

KICKOFF RET.	NO.	YDS.	AVG.	LG	TD
Walker	36	962	26.7	78	0
Kozlowski	4	50	12.5	23	0
Nathan	3	15	5.0	12	0
Heflin	1	27	27.0	27	0
Clayton	1	25	25.0	25	0
Bennett	1	0	0.0	0	0
DOLPHINS	47	1085	23.1	78	0
OPPONENTS	54	1024	19.0	40	0

SCORING	Ru	Pa	Rt	PAT	FG	S	TP
von Schamann	0	0	0	45/48	18/27	0	99
Duper	0	10	0	0	0	0	60
Franklin	8	0	0	0	0	0	48
Moore	0	6	0	0	0	0	36
Johnson	0	4	0	0	0	0	24
Nathan	3	1	0	0	0	0	24
Rose	0	3	0	0	0	0	18
Overstreet	1	2	0	0	0	0	18

Bennett	2	0	0	0	0	0	12
Clayton	0	1	1	0	0	0	12
Marino	2	0	0	0	0	0	12
Kozlowski	0	0	2	0	0	0	12
Bokamper	0	0	1	0	0	0	6
Harris	0	1	0	0	0	0	6
Charles	0	0	0	0	0	1	2
DOLPHINS	16	28	4	45/48	18/27	0	389
OPPONENTS	11	19	2	31/32	9/15	0	250

FIELD GOALS	1-19	20-29	30-39	40-49	50+
von Schamann	2/2	6/6	5/8	3/6	2/5
DOLPHINS	2/2	6/6	5/8	3/6	2/5
OPPONENTS	0/0	4/5	3/5	2/5	0/0

SACKS	16.0	8.0	6.5	5.5	3.0	3.0	1.0	1.0	1.0						
Bettors	16.0	Baumhower	8.0	Bowser	6.5										
DuHe	5.5	Charles	3.0	Rhone	3.0	Bokamper	2.0	Brown	2.0	Brudzinski	1.0	Hester	1.0	Kozlowski	1.0
DOLPHINS	49.0	OPPONENTS	23.0												

USUAL STARTERS	OFFENSE
WR	Mark Duper (16)
LT	Jon Giesler (16)
LG	Bob Kuechenberg (15)
C	Dwight Stephenson (16)
RG	Ed Newman (16)
RT	Eric Laakso (14)
TE	Dan Johnson (16)
	Bruce Hardy (8)
WR	Nat Moore (15)
QB	Dan Marino (9)
	David Woodley (5)
RB	Tony Nathan (12)
FB	Andra Franklin (12)

DEFENSE	
LDE	Doug Bettors (16)
NT	Bob Baumhower (16)
RDE	Kim Bokamper (14)
LOLB	Bob Brudzinski (15)
LILB	A.J. DuHe (15)
RILB	Earnie Rhone (12)
ROLB	Charles Bowser (16)
LCB	William Judson (16)
RCB	Geraki Small (15)
SS	Glenn Blackwood (16)
FS	Lyle Blackwood (16)

boldface indicates Pro Bowl performer
* indicates rookie

1984 FINAL STATISTICS (14-2)

DATE	OPPONENT	SCORE	W/L	ATT.
9/2	at Washington	35-17	W	52,683
9/9	NEW ENGLAND	28-7	W	66,083
9/17	at Buffalo	21-17	W	65,455
9/23	INDIANAPOLIS	44-7	W	55,415
9/30	at St. Louis	36-28	W	46,991
10/7	at Pittsburgh	31-7	W	59,103
10/14	HOUSTON	28-10	W	54,080
10/21	at New England	44-24	W	60,711
10/28	BUFFALO	38-7	W	58,824
11/4	at N.Y. Jets	31-17	W	72,655
11/11	PHILADELPHIA	24-23	W	70,227
11/18	at San Diego	28-34(OT)	L	53,041
11/26	N.Y. JETS	28-17	W	74,884
12/2	L.A. RAIDERS	34-45	L	71,222
12/9	at Indianapolis	35-17	W	60,411
12/17	DALLAS	28-21	W	74,139

TEAM STATISTICS		MIA.	OPP.
TOTAL FIRST DOWNS		387	314
By Rushing		115	130
By Passing		243	172
By Penalty		29	12
Third Down: Made/Att.		103/200	87/218
Fourth Down: Made/Att.		6/11	17/21
TOTAL NET YARDS		6936	5420
Average Per Game		433.5	338.8
Total Plays		1070	1051
Average Per Play		6.5	5.2
NET YARDS RUSHING		1918	2155
Average Per Game		119.9	134.7
Total Rushes		483	458
NET YARDS PASSING		5018	3265
Average Per Game		313.6	204.1
Tackled/Yards Lost		14/128	42/339
Gross Yards		5146	3604
Attempts/Completions		572/367	651/310
Completion Percentage		64.2	56.3
Had Intercepted		18	24
PUNTS/AVERAGE		51/44.7	83/41.9
PENALTIES/YARDS		67/527	93/772
FUMBLE/BALL LOST		26/10	23/12
TOUCHDOWNS		70	39
By Rushing		18	16
By Passing		49	22
By Returns		3	1

Score By Quarters	1	2	3	4	OT	Total
DOLPHINS	58	170	150	135	0	513
OPPONENTS	52	81	62	97	6	288

RUSHING	NO.	YDS.	AVG.	LG	TD
Bennett	144	606	4.2	19	7
Nathan	118	558	4.7	22	1
Carter	100	495	5.0	35	1
P. Johnson	68	159	2.3	9	9
Franklin	20	74	3.7	18	0
Clayton	3	35	11.7	30	0
Moore	1	3	3.0	3	0
Strock	2	-5	-2.5	0	0
Marino	27	-7	-0.3	10	0
DOLPHINS	484	1918	4.0	35	18
OPPONENTS	458	2155	4.7	52	16

RECEIVING	NO.	YDS.	AVG.	LG	TD
Clayton	73	1389	19.0	65	18
Duper	71	1306	18.4	80	8

PASSING	ATT.	COMP.	YDS.	PCT.	TD	INT.	LG	SCK/LST	RATING
Marino	564	362	5084	64.2	48	17	80	13/120	108.9
Strock	6	4	27	66.7	0	0	12	0/0	76.4
Jensen	1	1	35	100.0	1	0	35	1/8	158.3
Clayton	1	0	0	0.0	0	0	0	0/0	39.6
DOLPHINS	572	367	5146	64.2	49	18	80	14/128	108.5
OPPONENTS	551	310	3604	56.3	22	24	76	42/339	71.3

Nathan	61	579	9.5	24	2
Moore	43	573	13.3	37	6
D. Johnson	34	426	12.5	42	3
Hardy	28	257	9.2	19	5
Cefalo	18	185	10.3	25	2
Jensen	13	139	10.7	20	2
Rose	12	195	16.3	34	2
Carter	8	53	6.6	15	0
Bennett	6	44	7.3	20	1
DOLPHINS	367	5146	14.0	80	49
OPPONENTS	310	3604	11.6	76	22

INTERCEPTIONS NO.	YDS.	AVG.	LG	TD	
G. Blackwood	6	169	28.2	50	0
Judson	4	121	30.3	40	1
McNeal	3	41	13.7	30	1
L. Blackwood	3	29	9.7	15	0
Lankford	3	25	8.3	22	0
B. Brown	1	53	53.0	53	0
Kozlowski	1	26	26.0	26	0
DuHe	1	7	7.0	7	0
Sowell	1	7	7.0	7	0
Brudzinski	1	0	0.0	0	0
DOLPHINS	24	478	19.9	86	2
OPPONENTS	18	377	20.9	97	1

PUNTING	NO.	YDS.	AVG.	LG	BK
Roby	51	2281	44.7	69	0
DOLPHINS	51	2281	44.7	69	0
OPPONENTS	83	3476	41.9	89	0

PUNT RET.	NO.	YDS.	AVG.	LG	TD
Walker	21	169	8.0	33	0
Walker	8	79	9.9	14	0
Hoflin	6	76	12.7	37	0
Kozlowski	5	41	8.2	20	0
DOLPHINS	40	365	9.1	37	0
OPPONENTS	17	138	8.1	32	0

KICKOFF RET.	NO.	YDS.	AVG.	LG	TD
Walker	29	617	21.3	41	0
Hoflin	9	130	14.4	26	0
Kozlowski	2	23	11.5	12	0
Clayton	2	15	7.5	14	0
Hill	1	14	14.0	14	0
DuHe	1	0	0.0	0	0
DOLPHINS	44	799	18.2	41	0
OPPONENTS	66	1360	20.6	42	0

SCORING	Ru	Pa	Rt	PAT	FG	S	TP
Clayton	0	18	0	0	0	0	108
v. Schamann	0	0	0	66/70	9/19	0	93
P. Johnson	9	0	0	0	0	0	54
Bennett	7	1	0	0	0	0	48
Duper	0	8	0	0	0	0	48
Moore	0	6	0	0	0	0	36
Hardy	0	5	0	0	0	0	30
D. Johnson	0	3	0	0	0	0	18
Nathan	1	2	0	0	0	0	18
Cefalo	0	2	0	0	0	0	12
Jensen	0	2	0	0	0	0	12
Rose	0	2	0	0	0	0	12
Baumhower	0	0	1	0	0	0	6
Carter	1	0	0	0	0	0	6
Judson	0	0	1	0	0	0	6
McNeal	0	0	1	0	0	0	6

DOLPHINS	18	49	366/70	9/19	0	513
OPPONENTS	16	22	137/38	9/17	0	298

FIELD GOALS	1-19	20-29	30-39	40-49	50+
von Schamann	0/0	7/7	2/5	0/4	0/3
DOLPHINS	0/0	7/7	2/5	0/4	0/3
OPPONENTS	0/0	0/1	4/4	4/9	1/3

SACKS	
Letters	14.0
Bowser	9.0
Bokamper	4.0
Charles	3.0
Barnett	2.0
Baumhower	2.0
Brudzinski	2.0
Benson	1.0
Brophy	1.0
M. Brown	1.0
DuHe	1.0
Lankford	1.0
Rhone	1.0
DOLPHINS	42.0
OPPONENTS	14.0

USUAL STARTERS	
OFFENSE	
WR	Mark Duper (16)
LT	Jon Giesler (16)
LG	Roy Foster (16)
C	Dwight Stephenson (16)
RG	Ed Newman (16)
RT	Cleveland Green (12)
TE	Dan Johnson (16)
WR	Mark Clayton (15)
QB	Dan Marino (16)
RB	Tony Nathan (12)
FB	Woody Bennett (9)

DEFENSE	
LDE	Doug Betters (16)
NT	Bob Baumhower (15)
RDE	Kim Bokamper (10)
LOLB	Bob Brudzinski (16)
LILB	A.J. DuHe (8)
	Jay DuHe (5)
RILB	Mark Brown (9)
	Earnie Rhone (7)
ROLB	Charles Bowser (15)
LCB	Don McNeal (10)
RCB	William Judson (16)
SS	Glenn Blackwood (16)
FS	Lyle Blackwood (16)

boldface indicates Pro Bowl performer
* indicates rookie

1985 FINAL STATISTICS (12-4)

DATE	OPPONENT	SCORE	W/L	ATT.
9/8	at Houston	23-26	L	47,656
9/15	INDIANAPOLIS	30-13	W	53,693
9/22	KANSAS CITY	31-0	W	69,791
9/29	at Denver	30-26	W	73,614
10/6	PITTSBURGH	24-20	W	72,820
10/14	at N.Y. Jets	7-23	L	73,807
10/20	TAMPA BAY	41-38	W	62,335
10/27	at Detroit	21-31	L	75,291
11/3	at New England	13-17	L	58,811
11/10	N.Y. JETS	21-17	W	73,965
11/17	at Indianapolis	34-20	W	59,666
11/24	at Buffalo	23-14	W	50,474
12/2	CHICAGO	38-24	W	75,594
12/8	at Green Bay	34-24	W	52,671
12/16	NEW ENGLAND	30-27	W	69,489
12/22	BUFFALO	28-0	W	64,811

TEAM STATISTICS	MIA.	OPP.
TOTAL FIRST DOWNS	361	314
By Rushing	116	135
By Passing	218	160
By Penalty	27	19
Third Down: Made/Att.	88/193	88/216
Fourth Down: Made/Att.	8/11	8/13
TOTAL NET YARDS	5843	5767
Average Per Game	365.2	360.4
Total Plays	1039	1033
Average Per Play	5.6	5.6
NET YARDS RUSHING	1729	2256
Average Per Game	108.1	141.0
Total Rushes	444	509
NET YARDS PASSING	4114	3511
Average Per Game	257.1	219.4
Tackled/Yards Lost	19/164	38/278
Gross Yards	4278	3789
Attempts/Completions	576/343	487/257
Completion Percentage	59.5	52.8
Had Intercepted	21	23
PUNTS/AVERAGE	59/43.7	73/40.7
PENALTIES/YARDS	77/637	112/854
FUMBLES/BALL LOST	31/20	36/18
TOUCHDOWNS	52	38
By Rushing	19	15
By Passing	31	21
By Returns	2	2

Score By Quarters	1	2	3	4	OT	Total
DOLPHINS	88	136	95	109	0	428
OPPONENTS	44	96	78	102	0	320

RUSHING	NO.	YDS.	AVG.	LG	TD
Nathan	143	667	4.7	22	5
Davenport	98	370	3.8	33	11
Hampton	105	369	3.5	15	3
Bennett	54	256	4.7	17	0
Carter	14	76	5.4	19	0
N. Moore	1	11	11.0	11	0
Clayton	1	10	10.0	10	0
Strock	2	-6	-3.0	-3	0
Marino	26	-24	-0.9	2	0
DOLPHINS	444	1729	3.9	33	19
OPPONENTS	509	2256	4.4	32	15

RECEIVING	NO.	YDS.	AVG.	LG	TD
Nathan	72	651	9.0	73	1
Clayton	70	996	14.2	45	4
N. Moore	51	701	13.7	69	7

PASSING	ATT.	COMP.	YDS.	PCT.	TD	INT.	LG	SCK/LST	RATING
Marino	567	336	4137	59.3	30	21	73	18/157	84.1
Strock	9	7	141	77.8	1	0	67	0/0	154.7
Clayton	0	0	0	0.0	0	0	0	1/7	-
DOLPHINS	576	343	4278	59.5	31	21	73	19/164	85.6
OPPONENTS	487	257	3789	52.8	21	23	80	38/278	73.3

Hardy	39	409	10.5	31	4
Duper	35	650	18.6	67	3
Rose	19	306	16.1	42	4
Johnson	13	192	14.8	61	3
Davenport	13	74	5.7	17	2
Bennett	10	101	10.1	27	1
Hampton	8	56	7.0	15	0
Heflin	6	98	16.3	46	1
Harris	3	24	8.0	11	0
Carter	2	4	2.0	4	0
Vigorito	1	9	9.0	9	0
Jensen	1	4	4.0	4	1
DOLPHINS	343	4278	12.5	73	31
OPPONENTS	257	3789	14.7	80	21

INTERCEPTIONS	NO.	YDS.	AVG.	LG	TD
G. Blackwood	6	36	6.0	17	0
Judson	4	88	22.0	61	1
Lankford	4	10	2.5	6	0
B. Brown	2	40	20.0	26	0
Brophy	1	41	41.0	41	0
H. Green	1	28	28.0	28	0
Shipp	1	7	7.0	7	0
Brudzinski	1	6	6.0	6	0
M. Brown	1	5	5.0	5	0
Moyer	1	4	4.0	4	0
L. Blackwood	1	0	0.0	0	0
DOLPHINS	23	265	11.5	61	1
OPPONENTS	21	100	4.8	40	0

PUNTING	NO.	YDS.	AVG.	LG	BK
Roby	59	2576	43.7	63	0
DOLPHINS	59	2576	43.7	63	0
OPPONENTS	73	2972	40.7	67	1

PUNT RET.	NO.	YDS.	AVG.	LG	TD
Vigorito	22	197	9.0	21	0
Kozlowski	7	65	9.3	17	0
Lockett	5	23	4.6	8	0
G. Blackwood	3	20	6.7	18	0
Clayton	2	14	7.0	11	0
DOLPHINS	39	319	8.2	21	0
OPPONENTS	27	371	13.7	70	1

KICKOFF RET.	NO.	YDS.	AVG.	LG	TD
Hampton	45	1020	22.7	46	0
Carter	4	82	20.5	25	0
L. Blackwood	2	32	16.0	17	0
Hardy	1	11	11.0	11	0
Kozlowski	0	32	-	-	-
DOLPHINS	52	1177	22.6	46	0
OPPONENTS	63	1359	21.6	50	0

SCORING	Ru	Pa	Ret	PA*	FG	S	TP
Reveiz	0	0	0	50/52	22/27	0	116
Davenport	11	2	0	0	0	0	78
N. Moore	0	7	0	0	0	0	42
Nathan	5	1	0	0	0	0	36
Clayton	0	4	0	0	0	0	24
Rose	0	4	0	0	0	0	24
Hardy	0	4	0	0	0	0	24
Duper	0	3	0	0	0	0	18
Hampton	3	0	0	0	0	0	18
Johnson	0	3	0	0	0	0	18
Bennett	0	1	0	0	0	0	6
Brudzinski	0	0	1	0	0	0	6

Heflin	0	1	0	0	0	0	6
Jensen	0	1	0	0	0	0	6
Judson	0	0	1	0	0	0	6
DOLPHINS	19	31	2	50/52	22/27	0	428
OPPONENTS	15	21	2	35/38	19/28	0	320

FIELD GOALS	1-19	20-29	30-39	40-49	50+
Reveiz	0/0	8/9	5/5	9/10	0/3
DOLPHINS	0/0	8/9	5/5	9/10	0/3
OPPONENTS	2/2	5/5	7/9	4/10	1/2

SACKS	Charles	7.0	Bettors	6.5	M. Moore	5.5	H. Green	5.0	Brudzinski	3.0	Bokamper	2.5	Bowser	2.5	Baumhower	2.0	G. Blackwood	1.0	Brophy	1.0	Brown	1.0	Little	1.0
DOLPHINS	38.0	OPPONENTS	19.0																					

USUAL STARTERS	OFFENSE
WR	Mark Duper (8)
	Nat Moore (7)
LT	Jon Giesler (13)
LG	Roy Foster (16)
C	Dwight Stephenson (16)
RG	Ronnie Lee (6)
	Steve Clark (5)
	Jeff Toews (5)
RT	Cleveland Green (10)
TE	Bruce Hardy (16)
WR	Mark Clayton (16)
QB	Dan Marino (16)
RB	Tony Nathan (15)
FB	Woody Bennett (13)

DEFENSE	
LDE	Doug Bettors (14)
NT	Mike Charles (15)
RDE	Kim Bokamper (12)
LOLB	Bob Brudzinski (13)
LILB	Jackie Shipp (10)
RILB	Mark Brown (15)
ROLB	Hugh Green (11)
LCB	Paul Lankford (15)
RCB	William Judson (16)
SS	Glenn Blackwood (14)
FS	Bud Brown (16)

boldface indicates Pro Bowl performer
* indicates rookie

1986 FINAL STATISTICS (8-8)

DATE	OPPONENT	SCORE	W/L	ATT.
9/7	at San Diego	28-50	L	57,726
9/14	INDIANAPOLIS	30-10	W	51,848
9/21	at N.Y. Jets	45-51 (OT)	L	71,025
9/28	SAN FRANCISCO	16-31	L	70,264
10/5	at New England	7-34	L	60,689
10/12	BUFFALO	27-14	W	49,467
10/19	L.A. RAIDERS	28-30	L	53,421
10/26	at Indianapolis	17-13	W	58,350
11/2	HOUSTON	28-7	W	43,804
11/10	at Cleveland	16-26	L	77,949
11/16	at Buffalo	34-24	W	76,474
11/24	N.Y. JETS	45-3	W	70,206
11/30	ATLANTA	14-20	L	53,762
12/7	at New Orleans	31-27	W	64,761
12/14	at L.A. Rams	37-31 (OT)	W	62,629
12/22	NEW ENGLAND	27-34	L	74,516

TEAM STATISTICS	MIA.	OPP.
TOTAL FIRST DOWNS	351	337
By Rushing	84	144
By Passing	250	177
By Penalty	17	16
Third Down: Made/Att.	98/191	86/209
Fourth Down: Made/Att.	2/10	10/18
TOTAL NET YARDS	6324	6050
Average Per Game	395.3	378.1
Total Plays	1011	1058
Average Per Play	6.3	5.7
NET YARDS RUSHING	1545	2493
Average Per Game	96.6	155.8
Total Rushes	349	540
NET YARDS PASSING	4779	3557
Average Per Game	298.7	222.3
Tackled/Yards Lost	17/119	33/268
Gross Yards	4898	3825
Attempts/Completions	645/392	485/290
Completion Percentage	60.8	59.8
Had Intercepted	23	13
PUNTS/AVERAGE	56/44.2	64/41.4
PENALTIES/YARDS	72/609	82/596
FUMBLES/BALL LOST	37/14	32/14
TOUCHDOWNS	56	47
By Rushing	9	23
By Passing	46	22
By Returns	1	2

Score By Quarters	1	2	3	4	OT	Total
DOLPHINS	45	177	102	100	6	430
OPPONENTS	101	127	58	113	6	405

RUSHING	NO.	YDS.	AVG.	LG	TD
Hampton	186	830	4.5	54	9
Davenport	75	314	4.2	35	0
Nathan	27	203	7.5	20	0
Bennett	36	162	4.5	16	0
Clayton	2	33	16.5	22	0
Carter	4	18	4.5	9	0
Ellis	3	6	2.0	2	0
Strock	1	0	0.0	0	0
Marino	12	-3	-0.3	13	0
Roby	2	-8	-4.0	0	0
Duper	1	-10	-10.0	-10	0
DOLPHINS	349	1545	4.4	54	9
OPPONENTS	540	2493	4.6	47	23

RECEIVING	NO.	YDS.	AVG.	LG	TD
Duper	67	1313	19.6	85	11

PASSING	ATT.	COMP.	YDS.	PCT.	TD	INT.	LG	SCK/LST	RATING
Marino	623	378	4746	60.7	44	23	85t	17/119	92.5
Strock	20	14	152	70.0	2	0	21	0/0	125.4
Jensen	2	0	0	0.0	0	0	0	0/0	39.6
DOLPHINS	645	392	4898	60.8	46	23	85t	17/119	93.3
OPPONENTS	485	290	3825	59.8	22	13	65t	33/268	88.7

Hampton	61	446	7.3	19	3
Clayton	60	1150	19.2	68	10
Hardy	54	430	8.0	18	5
Nathan	48	457	9.5	23	2
N. Moore	38	431	11.3	38	7
Davenport	20	177	8.9	27	1
Johnson	19	170	8.9	20	4
Pruitt	15	235	15.7	27	2
Jensen	5	50	10.0	20	1
Bennett	4	33	8.3	13	0
Carter	1	6	6.0	6	0

DOLPHINS	392	4898	12.5	85t	46
OPPONENTS	290	3825	13.2	65t	22

INTERCEPTIONS	NO.	YDS.	AVG.	LG	TD
Rose	2	63	31.5	36	0
McNeal	2	46	23.0	29	0
G. Blackwood	2	10	5.0	7	0
Judson	2	0	0.0	0	0
L. Blackwood	1	14	14.0	14	0
Offerdahl	1	14	14.0	14	0
B. Brown	1	3	3.0	3	0
Charles	1	2	2.0	2	0
Kozlowski	1	0	0.0	0	0
DOLPHINS	13	152	11.7	36	0
OPPONENTS	23	221	9.6	70t	1

PUNTING	NO.	YDS.	AVG.	LG	BK
Roby	56	2476	44.2	73	0
DOLPHINS	56	2476	44.2	73	0
OPPONENTS	64	2648	41.4	64	0

PUNT RET.	NO.	YDS.	AVG.	LG	TD
Ellis	24	149	6.2	17	0
Pruitt	11	150	13.6	71	1
G. Blackwood	1	0	0.0	0	0
L. Blackwood	1	0	0.0	0	0
Clayton	1	0	0.0	0	0
Thompson	1	0	0.0	0	0
N. Moore	1	-2	-2.0	-2	0
DOLPHINS	40	297	7.4	71t	1
OPPONENTS	23	200	8.7	34	0

KICKOFF RET.	NO.	YDS.	AVG.	LG	TD
Ellis	25	541	21.6	41	0
Davenport	16	285	17.8	37	0
Hampton	9	182	20.2	25	0
Carter	9	133	14.8	22	0
Hardy	3	39	13.0	16	0
L. Lee	1	5	5.0	5	0
Johnson	1	0	0.0	0	0
Toth	1	0	0.0	0	0
DOLPHINS	65	1185	18.2	41	0
OPPONENTS	53	997	18.8	40	0

SCORING	Ru	Pa	Rt	PAT	FG	S	TP
Reveziz	0	0	0	52/55	14/22	0	94
Hampton	9	3	0	0	0	0	72
Duper	0	11	0	0	0	0	66
Clayton	0	10	0	0	0	0	60
N. Moore	0	7	0	0	0	0	42
Hardy	0	5	0	0	0	0	30
Johnson	0	4	0	0	0	0	24
Pruitt	0	2	1	0	0	0	18
Nathan	0	2	0	0	0	0	12
Davenport	0	1	0	0	0	0	6
Jensen	0	1	0	0	0	0	6

DOLPHINS	9	46	152/55	14/22	0	430
OPPONENTS	23	22	245/46	26/31	0	405

FIELD GOALS	1-19	20-29	30-39	40-49	50+
Reveziz	1/1	5/5	4/6	3/8	1/2
DOLPHINS	1/1	5/5	4/6	3/8	1/2
OPPONENTS	2/2	6/7	12/14	6/6	0/2

SACKS
M. Brown 5.0, Better 4.0, H. Green 4.0, Little 4.0, J. Foster 3.0, Brudzinski 2.0, Offerdahl 2.0, Robinson 2.0, Turner 2.0, Shipp 1.0, Baumhower 1.0, M. Moore 1.0, Smith 1.0, Sochia 1.0.
DOLPHINS 33.0, OPPONENTS 17.0

USUAL STARTERS
OFFENSE
WR Mark Duper (16)
LT Jon Giesler (7)
..... Cleveland Green (5)
..... Jeff Dellenbach (4)
LG Roy Foster (16)
C Dwight Stephenson (16)
RG Ronnie Lee (9)
..... Larry Lee (5)
RT Greg Koch (16)
TE Bruce Hardy (16)
WR Mark Clayton (14)
QB Dan Marino (16)
RB Lorenzo Hampton (16)
FB Woody Bennett (14)

DEFENSE
LDE T.J. Turner (15)
NT Bob Baumhower (12)
RDE George Little (16)
LOLB Bob Brudzinski (16)
LILB Jackie Shipp (14)
RILB John Offerdahl (15)
ROLB Mark Brown (11)
LCB William Judson (16)
RCB Paul Lankford (11)
SS Glenn Blackwood (10)
FS Bud Brown (14)

boldface indicates Pro Bowl performer
* indicates rookie

1987 FINAL STATISTICS (8-7)

DATE	OPPONENT	SCORE	W/L	ATT.
9/13	at New England	21-28	L	54,642
9/20	at Indianapolis	23-10	W	57,524
10/4	at Seattle	20-24	L	19,448
10/11	KANSAS CITY	42-0	W	25,867
10/18	at N.Y. Jets	31-37(O)	L	18,249
10/25	BUFFALO	31-34(O)	L	61,295
11/1	PITTSBURGH	35-24	W	52,578
11/8	at Cincinnati	20-14	W	53,840
11/15	INDIANAPOLIS	21-40	L	65,433
11/22	at Dallas	20-14	W	56,519
11/29	at Buffalo	0-27	L	68,055
12/7	N.Y. JETS	37-28	W	62,592
12/13	at Philadelphia	28-10	W	63,841
12/20	WASHINGTON	23-21	W	65,715
12/28	NEW ENGLAND	10-24	L	61,192

TEAM STATISTICS	MEA.	OPP.
TOTAL FIRST DOWNS	331	314
By Rushing	109	115
By Passing	197	176
By Penalty	25	23
Third Down: Made/Att.	96/202	94/208
Fourth Down: Made/Att.	9/18	5/13
TOTAL NET YARDS	5538	5445
Average Per Game	369.2	363.0
Total Plays	1005	1013
Average Per Play	5.5	5.4
NET YARDS RUSHING	1662	2198
Average Per Game	110.8	146.5
Total Rushes	498	498
NET YARDS PASSING	3876	3247
Average Per Game	258.4	216.5
Tackled/Yards Lost	13/101	21/183
Gross Yards	3977	3430
Attempts/Completions	584/338	494/295
Completion Percentage	57.9	58.7
Had Intercepted	20	16
PENALS/AVERAGE	63/38.5	71/38.8
PENALTIES/YARDS	76/634	103/850
FOULS/BALL LOST	37/17	32/16
TOUCHDOWNS	47	42
By Rushing	16	18
By Passing	29	21
By Returns	2	3

Score By Quarters	1	2	3	4	OT	Total
DOLPHINS	90	100	89	83	0	362
OPPONENTS	63	105	61	97	9	335

RUSHING	NO.	YDS.	AVG.	LG	TD
Strackford	145	619	4.3	51	6
Hampton	75	289	3.9	34	1
R. Scott	47	199	4.2	24	3
Davenport	32	114	3.6	27	1
W. Bennett	25	102	4.1	18	0
Mackey	17	98	5.8	17	2
Bailey	10	55	5.5	13	0
Konecny	6	46	7.7	19	0
Tagliatari	13	45	3.5	7	1
Isom	9	41	4.6	8	1
Nathan	4	20	5.0	8	0
Jensen	4	18	4.5	9	0
Roth	3	10	3.3	9	0
Clayton	2	8	4.0	4	0
T. Brown	3	3	1.0	3	0
Roby	1	0	0.0	0	0
Marino	12	-5	-0.4	5	1
DOLPHINS	408	1662	4.1	51	16
OPPONENTS	498	2198	4.4	31	18

RECEIVING	NO.	YDS.	AVG.	LG	TD
Strackford	48	457	9.5	34	1
Clayton	46	776	16.9	43	7
Duper	33	597	18.1	59	8

PASSING	ATT.	COMP.	YDS.	PCT.	TD	INT.	LG	SCK/LST	RATING
Marino	444	263	3245	59.2	26	13	59	9/77	89.2
Mackey	109	57	604	52.3	3	5	30	4/24	58.8
Stork	23	13	114	56.5	0	1	26	0/0	51.7
Stankavage	7	4	8	57.1	0	1	8	0/0	22.6
Strackford	1	1	6	100.0	0	0	6	0/0	91.7
DOLPHINS	584	338	3977	57.9	29	20	59	13/101	81.0
OPPONENTS	494	295	3430	59.7	21	16	55	21/183	81.5

Hardy	28	292	10.4	31	2
Davenport	27	249	9.2	29	1
Pruitt	26	404	15.5	37	3
Jensen	26	221	8.5	20	1
Hampton	23	223	9.7	24	0
Tagliatari	12	117	9.8	27	0
Nathan	10	77	7.7	14	0
Douglas	9	92	10.2	17	1
Sampleton	8	64	8.0	19	0
Chavis	7	108	15.4	27	0
Lewis	6	53	8.8	22	1
Konecny	6	26	4.3	10	0
Roilly	5	70	14.0	20	0
Da. Johnson	4	35	8.8	22	2
W. Bennett	4	18	4.5	6	0
Caterbone	2	46	23.0	30	0
W. Smith	2	13	6.5	8	1
R. Scott	2	7	3.5	5	0
Isom	1	11	11.0	11	0
Banks	1	10	10.0	10	1
T. Brown	1	6	6.0	6	0
Famer	1	5	5.0	5	0
DOLPHINS	338	3977	11.8	59	29
OPPONENTS	295	3430	11.6	55	21

INTERCEPTIONS	NO.	YDS.	AVG.	LG	TD
Lankford	3	44	14.7	44	0
Blackwood	3	17	5.7	17	0
Randle	2	16	8.0	11	0
Hooper	2	11	5.5	11	0
Judson	2	11	5.5	10	0
Hobley	2	7	3.5	7	0
Sowell	1	29	29.0	29	0
B. Brown	1	0	0.0	0	0
DOLPHINS	16	135	8.4	44	0
OPPONENTS	20	298	14.9	68	2

PUNTING	NO.	YDS.	AVG.	LG	BK
Roby	32	1371	42.8	77	0
Hayes	7	274	39.1	51	1
Gore	14	502	35.9	60	0
Stork	9	277	30.8	44	0
DOLPHINS	63	2424	38.5	77	1
OPPONENTS	71	2753	38.8	73	0

PUNT RET.	NO.	YDS.	AVG.	LG	TD
Schwedes	24	203	8.5	31	0
Caterbone	9	78	8.7	21	0
B. Brown	2	8	4.0	8	0
Blackwood	1	1	1.0	1	0
Hooper	1	0	0.0	0	0
DOLPHINS	37	209	7.8	31	0
OPPONENTS	28	141	5.4	15	0

KICKOFF RET.	NO.	YDS.	AVG.	LG	TD
Hampton	16	304	19.0	32	0
Strackford	14	258	18.4	32	0
Schwedes	9	177	19.7	34	0
Hardy	5	62	12.4	18	0
Famer	3	56	18.7	23	0
Roth	2	49	24.5	26	0
Da. Johnson	2	13	6.5	10	0
R. Scott	1	22	22.0	22	0
Isom	1	11	11.0	11	0
Lewis	1	0	0.0	0	0
DOLPHINS	54	952	17.6	34	0
OPPONENTS	67	1222	18.2	47	0

SCORING	Ru	Pa	Rt	PAT	FG	S	TP
Revez	0	0	0	28/30	9/11	0	65
Duper	0	8	0	0	0	0	48
Clayton	0	7	0	0	0	0	42
Strackford	6	1	0	0	0	0	42
Beecher	0	0	0	12/12	3/4	0	21

Pruitt	0	3	0	0	0	0	18
R. Scott	3	0	0	0	0	0	18
Davenport	1	1	0	0	0	0	12
Hardy	0	2	0	0	0	0	12
Da. Johnson	0	2	0	0	0	0	12
Mackey	2	0	0	0	0	0	12
Banks	0	1	0	0	0	0	6
Douglas	0	1	0	0	0	0	6
Hampton	1	0	0	0	0	0	6
Hobley	0	0	1	0	0	0	6
Hooper	0	0	1	0	0	0	6
Isom	1	0	0	0	0	0	6
Jensen	0	1	0	0	0	0	6
Lewis	0	1	0	0	0	0	6
Marino	1	0	0	0	0	0	6
W. Smith	0	1	0	0	0	0	6
Tagliatari	1	0	0	0	0	0	6
Tiffin	0	0	0	4/4	0/1	0	4

DOLPHINS	16	29	2	44/47	12/18	0	362
OPPONENTS	18	21	3	41/47	14/22	0	335

FIELD GOALS	1-19	20-29	30-39	40-49	50+
Revez	1/1	2/2	2/2	4/6	0/0
Beecher	1/1	0/0	1/1	1/2	0/0
Tiffin	0/0	0/0	0/0	0/1	0/0
DOLPHINS	2/2	2/2	3/3	5/9	0/0
OPPONENTS	0/0	7/8	4/7	2/5	1/2

SACKS	Turner	Sochia	Bosa	Reardon	Lambrecht	Offerdahl	M. Brown	Brudzinski	Frye	Graf	S. Scott	Wimberly
Turner	4.0	3.5	3.0	3.0	2.0	2.0	2.0	1.5	1.5	1.0	1.0	0.5

DOLPHINS 21.0, OPPONENTS 13.0

USUAL STARTERS	OFFENSE
WR	Mark Duper (12)
LT	Jon Glesker (9)
LG	Foy Foster (12)
C	Dwight Stephenson (9)
RG	Tom Toth (12)
RT	Ronnie Lee (9)
TE	Bruce Hardy (12)
WR	Mark Clayton (12)
QB	Dan Marino (12)
RB	Lorenzo Hampton (6)
FB	*Troy Strackford (5)
	Woody Bennett (11)

DEFENSE	
LDE	T.J. Turner (12)
NT	Brian Sochia (12)
RDE	*John Bosa (12)
LOLB	Bob Brudzinski (7)
	*Rick Graf (5)
LILB	Jackie Shipp (12)
RILB	John Offerdahl (9)
ROLB	Mark Brown (9)
LCB	Paul Lankford (11)
RCB	William Judson (12)
SS	Glenn Blackwood (8)
FS	Lifort Hobley (4)
	Bud Brown (8)
	Lyle Blackwood (2)
	Lifort Hobley (2)

boldface indicates Pro Bowl performer
* indicates rookie

1988 FINAL STATISTICS (6-10)

DATE	OPPONENT	SCORE	W/L	ATT.
9/4	at Chicago	7-34	L	63,330
9/11	at Buffalo	6-9	L	79,520
9/18	GREEN BAY	24-17	W	54,409
9/25	at Indianapolis	13-15	L	59,638
10/2	MINNESOTA	24-7	W	59,867
10/9	at L.A. Raiders	24-14	W	50,751
10/16	SAN DIEGO	31-28	W	58,972
10/23	N.Y. JETS	30-44	L	68,292
10/30	at Tampa Bay	17-14	W	67,352
11/6	at New England	10-21	L	60,840
11/14	BUFFALO	6-31	L	67,091
11/20	NEW ENGLAND	3-6	L	53,526
11/27	at N.Y. Jets	34-38	L	52,752
12/4	INDIANAPOLIS	28-31	L	45,236
12/12	CLEVELAND	38-31	W	61,884
12/18	at Pittsburgh	24-40	L	36,051

TEAM STATISTICS	MIA.	OPP.
TOTAL FIRST DOWNS	321	359
By Rushing	77	155
By Passing	218	173
By Penalty	26	31
Third Down: Made/Att.	71/184	101/207
Fourth Down: Made/Att.	7/16	5/13
TOTAL NET YARDS	5721	5781
Average Per Game	357.6	361.3
Total Plays	963	1072
Average Per Play	5.9	5.4
NET YARDS RUSHING	1205	2506
Average Per Game	75.3	156.6
Total Rushes	335	557
NET YARDS PASSING	4516	3275
Average Per Game	282.3	204.7
Tackled/Yards Lost	7/41	24/167
Gross Yards	4557	3442
Attempts/Completions	621/363	491/298
Completion Percentage	58.5	60.7
Had Intercepted	23	16
PUNTS/AVERAGE	64/43.0	58/41.8
PENALTIES/YARDS	99/845	103/734
FUMBLES/BALL LOST	28/12	31/15
TOUCHDOWNS	41	45
By Rushing	11	22
By Passing	29	19
By Returns	1	4

Score By Quarters	1	2	3	4	OT	Total
DOLPHINS	72	97	88	62	0	319
OPPONENTS	51	159	69	101	0	380

RUSHING	NO.	YDS.	AVG.	LG	TD
Hampton	117	414	3.5	33	9
Stradford	95	335	3.5	18	2
Davenport	55	273	5.0	64	0
Bennett	31	115	3.7	12	0
Jensen	10	68	6.8	23	0
Cribbs	5	21	4.2	11	0
Clayton	1	4	4.0	4	0
Edmunds	1	-8	-8.0	-8	0
Marino	20	-17	-0.9	6	0
DOLPHINS	335	1205	3.6	64	11
OPPONENTS	557	2506	4.5	44	22

RECEIVING	NO.	YDS.	AVG.	LG	TD
Clayton	86	1129	13.1	45	14
Jensen	58	652	11.2	31	5
Stradford	56	426	7.6	36	1

PASSING	ATT.	COMP.	YDS.	PCT.	TD	INT.	LG	SCK/LST	RATING
Marino	606	354	4434	58.4	28	23	80	6/31	80.8
Jaworski	14	9	123	64.3	1	0	22	1/10	116.1
Stradford	1	0	0	0.0	0	0	0	0/0	39.6
DOLPHINS	621	363	4557	58.5	29	23	80	7/41	81.5
OPPONENTS	491	298	3442	60.7	19	16	47	24/167	81.2

Duper	39	626	16.1	56	1
Edmunds	33	575	17.4	80	3
Davenport	30	282	9.4	27	0
Banks	23	430	18.7	55	2
Hampton	23	204	8.9	39	3
Schwedes	6	130	21.7	42	0
Hardy	4	46	11.5	19	0
Pruitt	2	38	19.0	19	0
Bennett	2	16	8.0	12	0
Kinchen	1	3	3.0	3	0
DOLPHINS	363	4557	12.6	80	29
OPPONENTS	298	3442	11.6	47	19

INTERCEPTIONS	NO.	YDS.	AVG.	LG	TD
Williams	4	62	15.5	23	0
Judson	4	57	14.3	52	0
M. Brown	2	13	6.5	13	0
Offerdahl	2	2	1.0	2	0
Thomas	1	48	48.0	48	0
McNeal	1	23	23.0	23	0
Graf	1	14	14.0	14	0
Lankford	1	0	0.0	0	0
DOLPHINS	16	219	13.7	52	0
OPPONENTS	23	399	17.3	78	4

PUNTING	NO.	YDS.	AVG.	LG	BK
Roby	64	2754	43.0	64	0
DOLPHINS	64	2754	43.0	64	0
OPPONENTS	58	2427	41.8	66	1

PUNT RET.	NO.	YDS.	AVG.	LG	TD
Schwedes	24	230	9.6	36	0
Williams	3	29	9.7	14	0
DOLPHINS	27	259	9.6	36	0
OPPONENTS	35	318	9.1	31	0

KICKOFF RET.	NO.	YDS.	AVG.	LG	TD
Cribbs	41	863	21.0	44	0
Hampton	9	216	24.0	37	0
Williams	8	159	19.9	27	0
Schwedes	3	49	16.3	25	0
Davenport	2	41	20.5	21	0
Edmunds	1	20	20.0	20	0
Hardy	1	17	17.0	17	0
DOLPHINS	65	1365	21.0	44	0
OPPONENTS	53	1109	20.9	57	0

SCORING	Ru	Pa	Rt	PAT	FG	S	TP
Reveiz	0	0	0	52/55	14/22	0	94
Clayton	0	14	0	0	0	0	84
Hampton	9	3	0	0	0	0	72
Reveiz	0	0	0	31/32	8/12	0	55
Jensen	0	5	0	0	0	0	30
Edmunds	0	3	0	0	0	0	18
Franklin	0	0	0	6/7	4/11	0	18
Stradford	2	1	0	0	0	0	18
Banks	0	2	0	0	0	0	12
Duper	0	1	0	0	0	0	6
Hobley	0	0	1	0	0	0	6
DOLPHINS	11	29	1	137/141	12/23	0	319
OPPONENTS	22	19	4	44/45	22/28	0	380

FIELD GOALS	1-19	20-29	30-39	40-49	50+
Reveiz	0/0	4/4	3/4	1/2	0/2
Franklin	0/0	1/2	2/4	0/1	1/4
DOLPHINS	0/0	5/6	5/8	1/3	1/6

OPPONENTS .. 0/0 6/6 10/11 4/7 2/4

SACKS

Turner 5.0, Sochia 4.5, Cline 4.0, Kumerow 3.0, Green 2.5, Bosa 2.0, Graf 1.0, Lankford 1.0, M. Brown 0.5, Offerdahl 0.5.

DOLPHINS 24.0, OPPONENTS 7.0

USUAL STARTERS

OFFENSE

WR	Mark Duper (13)
LT	Jon Giesler (9)
	Mark Dennis (7)
LG	Roy Foster (15)
C	Jeff Dellenbach (16)
RG	*Harry Galbreath (12)
RT	Ronnie Lee (16)
TE	*Ferrell Edmunds (14)
WR	Mark Clayton (16)
QB	Dan Marino (16)
RB	Lorenzo Hampton (10)
FB	Woody Bennett (7)
	Ron Davenport (5)
	Jim Jensen (4)

DEFENSE

LDE	T.J. Turner (16)
NT	Brian Sochia (16)
RDE	Jackie Cline (9)
	John Bosa (6)
LOLB	Rick Graf (16)
LILB	Mark Brown (12)
RILB	John Offerdahl (16)
ROLB	Hugh Green (16)
LCB	Paul Lankford (10)
RCB	William Judson (16)
SS	Lifort Hobley (13)
FS	*Jarvis Williams (16)

boldface indicates Pro Bowl performer
* indicates rookie

1989 FINAL STATISTICS (8-8)

DATE	OPPONENT	SCORE	WL	ATT.
9/10	BUFFALO	24-27	L	54,541
9/17	at New England	24-10	W	57,043
9/24	N.Y. JETS	33-40	L	65,908
10/1	at Houston	7-39	L	53,326
10/8	CLEVELAND	13-10(O)	W	58,444
10/15	at Cincinnati	20-13	W	58,184
10/22	GREEN BAY	23-20	W	56,624
10/29	at Buffalo	17-31	L	80,208
11/5	INDIANAPOLIS	19-13	W	52,680
11/12	at N.Y. Jets	31-23	W	65,923
11/19	at Dallas	17-14	W	56,044
11/26	PITTSBURGH	14-34	L	59,936
12/3	at Kansas City	21-26	L	54,610
12/10	NEW ENGLAND	31-10	W	55,918
12/17	at Indianapolis	13-42	L	55,665
12/24	KANSAS CITY	24-27	L	43,612

TEAM STATISTICS	MIA.	OPP.
TOTAL FIRST DOWNS	311	337
By Rushing	88	139
By Passing	202	180
By Penalty	21	18
Third Down: Made/Att.	101/209	67/194
Fourth Down: Made/Att.	7/14	8/21
TOTAL NET YARDS	5546	5696
Average Per Game	346.6	356.0
Total Plays	1011	1045
Average Per Play	5.5	5.5
NET YARDS RUSHING	1330	2153
Average Per Game	83.1	134.6
Total Rushes	400	493
NET YARDS PASSING	4216	3543
Average Per Game	263.5	221.4
Tackled/Yards Lost	10/86	39/268
Gross Yards	4302	3811
Attempts/Completions	601/331	513/315
Completion Percentage	55.1	61.4
Had Intercepted	25	15
PUNTS/AVERAGE	59/41.7	62/39.0
PENALTIES/YARDS	83/614	106/831
FUMBLES/BALL LOST	30/16	19/8
TOUCHDOWNS	39	43
By Rushing	10	19
By Passing	26	21
By Returns	3	3

Score By Quarters	1	2	3	4	OT	Total
DOLPHINS	78	96	73	81	3	331
OPPONENTS	57	128	77	117	0	379

RUSHING	NO.	YDS.	AVG.	LG	TD
Smith	200	659	3.3	25	6
Stradford	66	240	3.6	13	1
Logan	57	201	3.5	14	0
Davenport	14	56	4.0	9	1
Jensen	8	50	6.3	14	0
Hampton	17	47	2.8	9	0
Secules	4	39	9.8	17	0
T. Brown	13	26	2.0	6	0
Faola	2	10	5.0	5	0
Clayton	3	9	3.0	11	0
Roby	2	0	0.0	0	0
Marino	14	-7	-0.5	2	2
DOLPHINS	400	1330	3.3	25	10
OPPONENTS	493	2153	4.4	33	19

RECEIVING	NO.	YDS.	AVG.	LG	TD
Clayton	64	1011	15.8	78t	9
Jansen	61	557	9.1	20	6
Duper	49	717	14.6	41	1
Edmunds	32	382	11.9	30	3
Banks	30	520	17.3	61	1
Stradford	25	233	9.3	32	0
A. Brown	24	410	17.1	48t	5
T. Brown	13	117	9.0	23	0
Hampton	8	25	3.1	12	0
Schwedes	7	174	24.9	65t	1
Smith	7	81	11.6	34	0
Logan	5	34	6.8	11	0
Davenport	3	19	6.3	9	0
Kinchen	1	12	12.0	12	0
Faola	1	8	8.0	8	0
Hardy	1	2	2.0	2	0
DOLPHINS	331	4302	13.0	78t	26
OPPONENTS	315	3811	12.1	63t	21

INTERCEPTIONS	NO.	YDS.	AVG.	LG	TD
Oliver	4	32	8.0	23	0
McNeal	3	-6	-2.0	0	0
Williams	2	43	21.5	24	0
Judson	2	31	15.5	28	0
Thomas	2	4	2.0	4	0
Hobley	1	22	22.0	22	0
Lankford	1	0	0.0	0	0
DOLPHINS	15	126	8.4	28	0
OPPONENTS	25	335	13.4	48	1

PUNTING	NO.	YDS.	AVG.	LG	BK
Roby	58	2458	42.4	58	1
DOLPHINS	59	2458	41.7	58	1
OPPONENTS	62	2416	39.0	63	1

PUNT RET.	NO.	YDS.	AVG.	LG	TD
Schwedes	18	210	11.7	70t	1
Stradford	14	129	9.2	19	0
Gibson	1	-1	-1.0	-1	0
DOLPHINS	33	338	10.2	70t	1
OPPONENTS	26	256	9.8	18	0

KICKOFF RET.	NO.	YDS.	AVG.	LG	TD
Logan	24	613	25.5	97t	1
Hampton	17	303	17.8	34	0
Reaves	6	84	14.0	22	0
Schwedes	3	24	8.0	13	0
Faola	2	30	15.0	17	0
Kinchen	2	26	13.0	17	0
A. Brown	2	9	4.5	9	0
Williams	1	21	21.0	21	0
Davenport	1	19	19.0	19	0
Ahrens	1	10	10.0	10	0
Goode	1	8	8.0	8	0
Brudzinski	1	6	6.0	6	0
DOLPHINS	61	1153	18.9	97t	1
OPPONENTS	63	1215	19.3	40	0

SCORING	Ru	Pa	Rt	PAT	FG	S	TP
Stoyanovich	0	0	0	38/39	19/26	0	95
Clayton	0	9	0	0	0	0	54
Jensen	0	6	0	0	0	0	36
Smith	6	0	0	0	0	0	36
A. Brown	0	5	0	0	0	0	30
Edmunds	0	3	0	0	0	0	18

Logan	0	0	2	0	0	0	12
Marino	2	0	0	0	0	0	12
Schwedes	0	1	1	0	0	0	12
Banks	0	1	0	0	0	0	6
Davenport	1	0	0	0	0	0	6
Duper	0	1	0	0	0	0	6
Stradford	1	0	0	0	0	0	6
Team	0	0	0	0	0	1	2

DOLPHINS	10	26	3	38/39	19/26	1	331
OPPONENTS	19	21	3	42/43	25/33	2	379

FIELD GOALS	1-19	20-29	30-39	40-49	50+
Stoyanovich	1/1	8/8	5/6	4/8	1/3
DOLPHINS	1/1	8/8	5/6	4/8	1/3
OPPONENTS	1/1	8/8	10/12	5/9	1/3

SACKS	Cross	Green	Sochia	Bosa	2.0
Kumerow	2.0	Offerdahl	1.5	Ahrens	1.0
Cline	1.0	Frye	1.0	Graf	1.0
Hobley	1.0	Junior	1.0	Krauss	1.0
Lankford	1.0	Thomas	1.0	Williams	1.0
TEAM	1.0				

DOLPHINS 39.0, OPPONENTS 10.0

USUAL STARTERS	OFFENSE
WR	Mark Duper (14)
LT	Jeff Deffenbach (15)
LG	Roy Foster (16)
C	*Jeff Uhenhake (15)
RG	Harry Galbreath (14)
RT	Ronnie Lee (15)
TE	Ferrell Edmunds (16)
WR	Mark Clayton (16)
QB	Dan Marino (16)
RB	*Sammie Smith (12)
FB	Tom Brown (7)
	Marc Logan (4)
	Ron Davenport (3)

DEFENSE	
LDE	T.J. Turner (11)
NT	Brian Sochia (16)
RDE	Jeff Cross (16)
LOLB	E.J. Junior (12)
LILB	Dave Ahrens (8)
	John Offerdahl (8)
RILB	Barry Krauss (12)
ROLB	Hugh Green (16)
LCB	Paul Lankford (16)
RCB	William Judson (14)
SS	Jarvis Williams (16)
FS	*Louis Oliver (13)

boldface indicates Pro Bowl performer
* indicates rookie

PASSING	ATT.	COMP.	YDS.	PCT.	TD	INT.	LG	SCK/LST	RATING
Marino	550	308	3997	56.0	24	22	78t	10/86	76.9
Secules	50	22	286	44.0	1	3	44t	0/0	44.3
Jensen	1	1	19	100.0	1	0	19t	0/0	158.3
DOLPHINS	601	331	4302	55.1	26	25	78t	10/86	74.9
OPPONENTS	513	315	3811	61.4	21	15	63t	39/268	85.7

1990 FINAL STATISTICS (12-4)

DATE	OPPONENT	SCORE	W/L	ATT.
9/9	at New England	27-24	W	45,305
9/16	BUFFALO	30-7	W	68,142
9/23	at N.Y. Giants	3-20	L	76,483
9/30	at Pittsburgh	28-6	W	54,691
10/7	N.Y. JETS	20-16	W	69,678
10/18	NEW ENGLAND	17-10	W	62,630
10/28	at Indianapolis	27-7	W	59,213
11/4	PHOENIX	23-3	W	54,924
11/11	at N.Y. Jets	17-3	W	68,362
11/19	L.A. RAIDERS	10-13	L	70,553
11/25	at Cleveland	30-13	W	70,225
12/2	at Washington	20-42	L	53,599
12/9	PHILADELPHIA	23-20(OT)	W	67,034
12/16	SEATTLE	24-17	W	57,851
12/23	at Buffalo	14-24	L	80,235
12/30	INDIANAPOLIS	23-17	W	59,547

TEAM STATISTICS	MIA.	OPP.
TOTAL FIRST DOWNS	303	288
By Rushing	90	110
By Passing	190	145
By Penalty	23	13
Third Down: Made/Att.	88/206	79/207
Fourth Down: Made/Att.	10/13	7/18
TOTAL NET YARDS	5047	4547
Average Per Game	315.4	284.2
Total Plays	975	968
Average Per Play	5.2	4.7
NET YARDS RUSHING	1535	1831
Average Per Game	95.9	114.4
Total Rushes	420	461
NET YARDS PASSING	3512	2716
Average Per Game	219.5	169.8
Tackled/Yards Lost	16/99	45/348
Gross Yards	3611	3064
Attempts/Completions	539/310	462/257
Completion Percentage	57.5	55.6
Had Intercepted	12	19
PUNTS/AVERAGE	72/42.0	75/40.0
PENALTIES/YARDS	64/486	95/759
FUMBLES/BALL LOST	33/15	23/8
TOUCHDOWNS	39	26
By Rushing	13	11
By Passing	21	14
By Returns	5	1

Score By Quarters	1	2	3	4	OT	Total
DOLPHINS	60	113	77	83	3	336
OPPONENTS	30	108	39	65	0	242

RUSHING	NO.	YDS.	AVG.	LG	TD
Smith	226	831	3.7	33	8
Logan	79	317	4.0	17	2
Stradford	37	138	3.7	15	1
Paige	32	95	3.0	11	2
Higgs	10	67	6.7	27	0
Secules	8	34	4.3	17	0
Marino	16	29	1.8	15	0
Limbrick	5	14	2.8	5	0
Martin	1	8	8.0	8	0
Jensen	4	6	1.5	2	0
Banks	1	3	3.0	3	0
Edmunds	1	-7	-7.0	-7	0
DOLPHINS	420	1535	3.7	33	13
OPPONENTS	461	1831	4.0	39	11

RECEIVING	NO.	YDS.	AVG.	LG	TD
Duper	52	810	15.6	69t	5
Jensen	44	365	8.3	18	1
Paige	35	247	7.1	17t	4
Clayton	32	406	12.7	43	3
Edmunds	31	446	14.4	35	1
Stradford	30	257	8.6	23	0
Martin	29	388	13.4	45	2
Pruitt	13	235	18.1	35t	3
Banks	13	131	10.1	23	0
Smith	11	134	12.2	53t	1
Logan	7	54	7.7	12	0
Schwedes	6	66	11.0	19	1
Limbrick	4	23	5.8	9	0
A. Brown	3	49	16.3	24	0
DOLPHINS	310	3611	11.6	69t	21
OPPONENTS	257	3064	11.9	64t	14

INTERCEPTIONS	NO.	YDS.	AVG.	LG	TD
Oliver	5	87	17.4	35	0
Williams	5	82	16.4	42t	1
McKyer	4	40	10.0	21	0
Glenn	2	31	15.5	31t	1
Offerdahl	1	28	28.0	28	0
Hobley	1	15	15.0	15	0
Kumerow	1	5	5.0	5	0
DOLPHINS	19	288	15.2	42t	2
OPPONENTS	12	184	15.3	73	0

PUNTING	NO.	YDS.	AVG.	LG	BK
Roby	72	3022	42.0	62	0
DOLPHINS	72	3022	42.0	62	0
OPPONENTS	75	3001	40.0	63	1

PUNT RET.	NO.	YDS.	AVG.	LG	TD
Martin	26	140	5.4	35	0
Schwedes	9	89	9.9	23	0
Stradford	3	4	1.3	4	0
Williams	1	0	0.0	0	0
DOLPHINS	39	233	6.0	35	0
OPPONENTS	40	397	9.9	36	0

KICKOFF RET.	NO.	YDS.	AVG.	LG	TD
Logan	20	367	18.4	35	0
Higgs	10	210	21.0	30	0
Stradford	3	56	18.7	21	0
Schwedes	2	52	26.0	30	0
Collins	2	30	15.0	30	0
Adams	2	16	8.0	10	0
Paige	1	18	18.0	18	0
Kinchen	1	16	16.0	16	0
Sims	1	9	9.0	9	0
Graf	1	6	6.0	6	0
DOLPHINS	43	780	18.1	35	0
OPPONENTS	53	1092	20.6	38	0

SCORING	Ru	Pa	Rt	PA*	FG	S	TP
Stoyanovich	0	0	0	37/37	21/25	0	100
Smith	8	1	0	0	0	0	54
Paige	2	4	0	0	0	0	36
Duper	0	5	0	0	0	0	30
Clayton	0	3	0	0	0	0	18
Pruitt	0	3	0	0	0	0	18
Logan	2	0	0	0	0	0	12
Martin	0	2	0	0	0	0	12
Edmunds	0	1	0	0	0	0	6

Glenn	0	0	1	0	0	0	6
Higgs	0	0	1	0	0	0	6
Jensen	0	1	0	0	0	0	6
Odom	0	0	1	0	0	0	6
Schwedes	0	1	0	0	0	0	6
Sochia	0	0	1	0	0	0	6
Stradford	1	0	0	0	0	0	6
Williams	0	0	1	0	0	0	6
Team	0	0	0	0	0	1	2

DOLPHINS	13	21	537/37	21/25	1	336
OPPONENTS	11	14	126/26	20/29	0	242

FIELD GOALS	1-19	20-29	30-39	40-49	50+
-------------	------	-------	-------	-------	-----

Revez	0/0	4/4	3/4	1/2	0/2
Stoyanovich	2/2	7/8	6/7	4/5	2/3
DOLPHINS	2/2	7/8	6/7	4/5	2/3
OPPONENTS	1/1	6/6	4/9	7/8	2/5

SACKS

Cross	11.5	Junior	6.0	Griggs	5.5	Wilson	4.0
Hobley	3.0	Oglesby	2.5	Green	2.0	Williams	2.0
Lee	1.5	J.B. Brown	1.0	Glenn	1.0	Odom	1.0
Offerdahl	1.0	Oliver	1.0	Sochia	1.0	Turner	1.0

DOLPHINS 45.0, OPPONENTS 16.0

USUAL STARTERS

OFFENSE

WR	Mark Duper (15)
LT	*Richmond Webb (16)
LG	*Keith Sims (13)
C	Jeff Uhenhake (16)
RG	Harry Galbreath (16)
RT	Mark Dennis (16)
TE	Ferrell Edmunds (16)
WR	Mark Clayton (10)
QB	Dan Marino (16)
RB	Sammie Smith (16)
FB	Tony Paige (13)

DEFENSE

LDE	T.J. Turner (12)
NT	Shawn Lee (10)
RDE	Jeff Cross (16)
LOLB	David Griggs (16)
LILB	John Offerdahl (16)
RILB	Cliff Odom (16)
ROLB	Hugh Green (16)
LCEB	Tim McKyer (16)
RCB	J.B. Brown (16)
SS	Jarvis Williams (16)
FS	Louis Oliver (16)

boldface indicates Pro Bowl performer
* indicates rookie

PASSING	ATT.	COMP.	YDS.	PCT.	TD	INT.	LG	SCK/LST	RATING
Marino	531	306	3563	57.6	21	11	69t	15/90	82.6
Secules	7	3	17	42.9	0	1	8	1/9	10.7
Jensen	1	1	31	100.0	0	0	31	0/0	118.8
DOLPHINS	539	310	3611	57.5	21	12	69t	16/99	81.6
OPPONENTS	462	257	3064	55.6	14	19	64t	45/348	69.0

1991 FINAL STATISTICS (8-8)

DATE	OPPONENT	SCORE	W/L	ATT.
9/1	at Buffalo	31-35	L	80,252
9/8	INDIANAPOLIS	17-6	W	51,155
9/15	at Detroit	13-17	L	56,896
9/22	GREEN BAY	16-13	W	56,583
9/29	at N.Y. Jets	23-41	L	71,170
10/6	at New England	20-10	W	49,749
10/13	at Kansas City	7-42	L	76,021
10/20	HOUSTON	13-17	L	60,705
11/3	at Indianapolis	10-6	W	55,899
11/10	NEW ENGLAND	30-20	W	56,065
11/18	BUFFALO	27-41	L	71,062
11/24	at Chicago	16-13(OT)	W	58,288
12/1	TAMPA BAY	33-14	W	51,036
12/9	CINCINNATI	37-13	W	60,616
12/15	at San Diego	30-38	L	47,731
12/22	N.Y. JETS	20-23(OT)	L	69,636

TEAM STATISTICS	MIA.	OPP.
TOTAL FIRST DOWNS	312	327
By Rushing	91	133
By Passing	205	177
By Penalty	16	17
Third Down: Made/Att.	84/205	103/210
Fourth Down: Made/Att.	10/13	6/10
TOTAL NET YARDS	5241	5406
Average Per Game	327.6	337.6
Total Plays	970	1019
Average Per Play	5.4	5.3
NET YARDS RUSHING	1352	2301
Average Per Game	84.5	143.8
Total Rushes	379	499
NET YARDS PASSING	3889	3105
Average Per Game	243.1	194.1
Tackled/Yards Lost	28/188	35/248
Gross Yards	4077	3353
Attempts/Completions	563/327	485/300
Completion Percentage	58.1	61.9
Had Intercepted	14	12
PUNTS/AVERAGE	57/44.8	65/39.8
PENALTIES/YARDS	62/516	91/684
FUMBLES/BALL LOST	23/14	19/9
TOUCHDOWNS	35	40
By Rushing	8	17
By Passing	26	18
By Returns	1	5

Score By Quarters	1	2	3	4	OT	Total
DOLPHINS	55	119	51	115	3	343
OPPONENTS	65	100	75	106	3	349

RUSHING	NO.	YDS.	AVG.	LG	TD
Higgs	231	905	3.9	24	4
S. Smith	83	297	3.6	18	1
Craver	20	58	2.9	7	1
Marino	27	32	1.2	11	1
Secules	4	30	7.5	12	1
Paige	10	25	2.5	6	0
Logan	4	5	1.3	2	0
DOLPHINS	379	1352	3.6	24	8
OPPONENTS	499	2301	4.6	63	17

RECEIVING	NO.	YDS.	AVG.	LG	TD
Duper	70	1085	15.5	43	5
Clayton	70	1053	15.0	43	12
Paige	57	469	8.2	26	1
Martin	27	434	16.1	54	2
Jensen	21	183	8.7	19	2

PASSING	ATT.	COMP.	YDS.	PCT.	TD	INT.	LG	SCK/LST	RATING
Marino	549	318	3970	57.9	25	13	54	27/182	85.8
Secules	13	8	90	61.5	1	1	17	1/6	75.8
Jensen	1	1	17	100.0	0	0	17	0/0	118.8
DOLPHINS	563	327	4077	58.1	26	14	54	28/188	85.7
OPPONENTS	485	300	3353	61.9	18	12	54	35/348	84.5

Baty	20	269	13.5	30	1
S. Smith	14	95	6.8	12	0
Edmunds	11	118	10.7	22	2
Higgs	11	80	7.3	13	0
Banks	9	119	13.2	25	1
Craver	8	67	8.4	25	0
Miller	4	49	12.3	15	0
Pruitt	2	30	15.0	24	0
Henry	2	17	8.5	9	0
Sims	1	9	9.0	9	0
DOLPHINS	327	4077	12.5	54	26
OPPONENTS	300	3353	11.2	54	18

INTERCEPTIONS	NO.	YDS.	AVG.	LG	TD
Oliver	5	80	16.0	37	0
Harden	2	39	19.5	22	0
Lee	1	14	14.0	14	0
Reichenbach	1	2	2.0	2	0
Brown	1	0	0.0	0	0
J. Williams	1	0	0.0	0	0
Odum	1	0	0.0	0	0
DOLPHINS	12	135	11.3	37	0
OPPONENTS	14	217	15.5	83	2

PUNTING	NO.	YDS.	AVG.	LG	BK
Roby	54	2466	45.7	64	1
Stoyanovich	2	85	42.5	49	0
DOLPHINS	57	2551	44.8	64	1
OPPONENTS	65	2588	39.8	61	2

PUNT RET.	NO.	YDS.	AVG.	LG	TD
Miller	28	248	8.9	32	0
Martin	1	10	10.0	10	0
Junior	1	0	0.0	0	0
DOLPHINS	30	258	8.6	32	0
OPPONENTS	30	332	11.1	39	0

KICKOFF RET.	NO.	YDS.	AVG.	LG	TD
Craver	32	615	19.2	49	0
Logan	12	191	15.9	31	0
Paige	2	31	15.5	16	0
Hill	1	33	33.0	33	0
Henry	1	13	13.0	13	0
J. Williams	1	7	7.0	7	0
Dellenbach	1	0	0.0	0	0
DOLPHINS	50	890	17.8	49	0
OPPONENTS	66	1270	19.2	39	0

SCORING	Ru	Pa	Rt	PAT	FG	S	TP
Stoyanovich	0	0	0	28/29	31/37	0	121
Clayton	0	12	0	0	0	0	72
Duper	0	5	0	0	0	0	30
Higgs	4	0	0	0	0	0	24
Edmunds	0	2	0	0	0	0	12
Jensen	0	2	0	0	0	0	12
Martin	0	2	0	0	0	0	12
Baumann	0	0	0	6/6	2/2	0	12
Banks	0	1	0	0	0	0	6
Baty	0	1	0	0	0	0	6
Craver	1	0	0	0	0	0	6
Klingbeil	0	0	1	0	0	0	6
Marino	1	0	0	0	0	0	6
Paige	0	1	0	0	0	0	6
S. Smith	1	0	0	0	0	0	6
Secules	1	0	0	0	0	0	6
DOLPHINS	8	26	1	34/35	33/39	0	343
OPPONENTS	17	18	5	40/40	23/33	0	349

FIELD GOALS	1-19	20-29	30-39	40-49	50+
Stoyanovich	2/2	8/8	11/12	7/10	3/5
Baumann	0/0	1/1	0/0	1/1	0/0
DOLPHINS	2/2	9/9	11/12	8/11	3/5
OPPONENTS	1/1	9/11	6/7	6/9	1/5

SACKS
Cross 7.0, Griggs 5.5, Junior 5.0, Klingbeil 5.0, Turner 4.0, B. Cox 2.0, Offerdahl 1.5, Gardner 1.0, H. Green 1.0, Harden 1.0, Odum 1.0, TEAM 1.0.
DOLPHINS 35.0, OPPONENTS 28.0

USUAL STARTERS
OFFENSE
WR Mark Duper (16)
LT Richmond Webb (14)
LG Keith Sims (12)
C Jeff Uhlenhake (10)
RG Harry Galbraith (16)
RT Mark Dennis (16)
TE Greg Baty (8)
WR Ferrell Edmunds (8)
WR Mark Clayton (16)
QB Dan Marino (16)
RB Mark Higgs (10)
FB Tony Paige (16)

DEFENSE
LDE Alfred Oglesby (8)
T.J. Turner (8)
NT Chuck Klingbeil (4)
Alfred Oglesby (4)
T.J. Turner (4)
RDE Jeff Cross (16)
LOLB David Griggs (16)
LILB Cliff Odum (15)
RILB Mike Reichenbach (10)
ROLB Bryan Cox (13)
LCB Vestee Jackson (11)
RCB J.B. Brown (11)
SS Bobby Harden (11)
FS Louis Oliver (16)

boldface indicates Pro Bowl performer
* indicates rookie

1992 FINAL STATISTICS (11-5)

DATE	OPPONENT	SCORE	W/L	ATT.
9/14	at Cleveland	27-23	W	74,765
9/20	L.A. RAMS	26-10	W	55,945
9/27	at Seattle	19-17	W	59,374
10/4	at Buffalo	37-10	W	80,368
10/11	ATLANTA	21-17	W	69,633
10/18	NEW ENGLAND	38-17	W	61,120
10/25	INDIANAPOLIS	20-31	L	61,117
11/1	at N.Y. Jets	14-26	L	69,313
11/8	at Indianapolis	28-0	W	59,892
11/16	BUFFALO	20-26	L	70,829
11/22	HOUSTON	19-16	W	63,597
11/29	at New Orleans	13-24	L	68,591
12/6	at San Francisco	3-27	L	58,474
12/14	L.A. RAIDERS	20-7	W	67,098
12/20	N.Y. JETS	19-17	W	68,275
12/27	at New England	16-13(OT)	W	34,726

TEAM STATISTICS	MIA.	OPP.
TOTAL FIRST DOWNS	316	273
By Rushing	101	92
By Passing	194	168
By Penalty	21	13
Third Down: Made/Att.	78/201	88/217
Fourth Down: Made/Att.	8/16	7/20
TOTAL NET YARDS	5500	4583
Average Per Game	343.8	286.4
Total Plays	998	976
Average Per Play	5.5	4.7
NET YARDS RUSHING	1525	1600
Average Per Game	95.3	100.0
Total Rushes	407	428
NET YARDS PASSING	3975	2983
Average Per Game	248.8	186.4
Tackled/Yards Lost	28/173	36/283
Gross Yards	4148	3266
Attempts/Completions	563/332	512/294
Completion Percentage	59.0	57.4
Had Intercepted	17	18
PUNTS/AVERAGE	61/39.7	74/40.1
PENALTIES/YARDS	86/658	89/679
FUMBLES/BALL LOST	31/17	25/14
TOUCHDOWNS	36	32
By Rushing	9	9
By Passing	24	16
By Returns	3	7

Score By Quarters	1	2	3	4	OT	Total
DOLPHINS	75	85	87	90	3	340
OPPONENTS	49	80	71	81	0	281

RUSHING	NO.	YDS.	AVG.	LG	TD
Higgs	256	915	3.6	23	7
Humphrey	102	471	4.6	21	1
Marino	20	66	3.3	12	0
Parmalee	6	38	6.3	20	0
Paige	7	11	1.6	6	1
Mitchell	8	10	1.3	8	0
Craver	3	9	3.0	8	0
Saxon	4	7	1.8	4	0
Martin	1	-2	-2.0	-2	0
DOLPHINS	407	1525	3.7	23	9
OPPONENTS	428	1600	3.7	40	9

RECEIVING	NO.	YDS.	AVG.	LG	TD
Humphrey	54	507	9.4	26	1
K. Jackson	48	534	12.4	42	5
Paige	48	399	8.3	30	1

PASSING	ATT.	COMP.	YDS.	PCT.	TD	INT.	LG	SK/LST	RATING
Marino	554	330	4116	59.6	24	16	62t	28/173	85.1
Mitchell	8	2	32	25.0	0	1	18	0/0	4.2
Martin	1	0	0	0.0	0	0	0	0/0	39.6
DOLPHINS	563	332	4148	59.0	24	17	62t	28/173	83.6
OPPONENTS	512	294	3266	57.4	16	18	60	36/283	72.3

Duper	44	762	17.3	62t	7
Clayton	43	619	14.4	44t	3
Marino	33	553	16.8	55t	2
Banks	22	319	14.5	39t	3
Higgs	16	142	8.9	21	0
Edmunds	10	91	9.1	15	1
Saxon	5	41	8.2	14	0
Clark	3	59	19.7	45	0
M. Williams	3	43	14.3	18	0
Baty	3	19	6.3	12	1
DOLPHINS	332	4148	12.5	62t	24
OPPONENTS	294	3266	11.1	60	16

INTERCEPTIONS NO.	YDS.	AVG.	LG	TD	
Oliver	5	200	40.0	103t	1
Brown	4	119	29.8	48	1
V. Jackson	3	63	21.0	30t	1
Vincent	2	47	23.5	32	0
J. Williams	2	29	14.5	25	0
Alexander	1	0	0.0	0	0
Cox	1	0	0.0	0	0
DOLPHINS	18	458	25.4	103t	3
OPPONENTS	17	446	26.2	102t	4

PUNTING	NO.	YDS.	AVG.	LG	BK
Roby	35	1443	41.2	60	0
Prokop	24	891	37.1	56	0
Stoyanovich	2	90	45.0	48	0
DOLPHINS	61	2424	39.7	60	0
OPPONENTS	74	2971	40.1	59	1

PUNT RET.	NO.	YDS.	AVG.	LG	TD
Miller	24	175	7.3	19	0
Vincent	5	16	3.2	6	0
Martin	1	0	0.0	0	0
J. Williams	1	0	0.0	0	0
DOLPHINS	31	191	6.2	19	0
OPPONENTS	33	382	11.6	84t	1

KICKOFF RET.	NO.	YDS.	AVG.	LG	TD
M. Williams	19	328	17.3	28	0
Parmalee	14	289	20.6	32	0
Craver	8	174	21.8	44	0
Paige	2	29	14.5	19	0
Humphrey	1	18	18.0	18	0
DOLPHINS	44	838	19.0	44	0
OPPONENTS	65	1380	21.2	82	0

SCORING	Ru	Pa	Rt	PAT	FG	S	TP
Stoyanovich	0	0	0	34/36	30/37	0	124
Duper	0	7	0	0	0	0	42
Higgs	7	0	0	0	0	0	42
K. Jackson	0	5	0	0	0	0	30
Banks	0	3	0	0	0	0	18
Clayton	0	3	0	0	0	0	18
Humphrey	1	1	0	0	0	0	12
Martin	0	2	0	0	0	0	12
Paige	1	1	0	0	0	0	12
Baty	0	1	0	0	0	0	6
Brown	0	0	1	0	0	0	6
Edmunds	0	1	0	0	0	0	6
V. Jackson	0	0	1	0	0	0	6
Oliver	0	0	1	0	0	0	6
DOLPHINS	9	24	3	34/36	30/37	0	340
OPPONENTS	9	16	7	30/32	19/26	1	281

FIELD GOALS	1-19	20-29	30-39	40-49	50+
Stoyanovich	0/0	9/9	14/16	4/4	3/8
DOLPHINS	0/0	9/9	14/16	4/4	3/8
OPPONENTS	2/2	8/8	4/5	3/8	2/3

SACKS
Cox 14.0, Coleman 6.0, Cross 5.0, Griggs 3.0, Hobley 2.0, Offerdahl 1.5, Webster 1.5, Braggs 1.0, Hollier 1.0, Klingbeil 1.0.
DOLPHINS 36.0, OPPONENTS 28.0

USUAL STARTERS	OFFENSE
WR	Mark Duper (16)
LT	Richmond Webb (16)
LG	Keith Sims (16)
C	Jeff Uhlenhake (13)
RG	Harry Galbreath (16)
RT	Jeff Dellenbach (8)
	Mark Dennis (8)
TE	Keith Jackson (11)
WR	Mark Clayton (13)
QB	Dan Marino (16)
RB	Mark Higgs (15)
FB	Tony Paige (16)

DEFENSE	
LDE	Jeff Cross (7)
	David Griggs (4)
	T.J. Turner (4)
NT	Chuck Klingbeil (13)
RDE	Jeff Cross (7)
	Marco Coleman (7)
LOLB	Marco Coleman (7)
	David Griggs (4)
LILB	John Grimsley (11)
RILB	John Offerdahl (8)
	*Dwight Hollier (4)
ROLB	Bryan Cox (16)
LCB	*Troy Vincent (11)
RCB	J.B. Brown (14)
SS	Jarvis Williams (10)
FS	Louis Oliver (16)

boldface indicates Pro Bowl performer
* indicates rookie

1993 FINAL STATISTICS (9-7)

DATE	OPPONENT	SCORE	W/L	ATT.
9/5	at Indianapolis	24-20	W	51,858
9/12	N.Y. JETS	14-24	L	70,314
9/26	at Buffalo	22-13	W	79,635
10/4	WASHINGTON	17-10	W	68,568
10/10	at Cleveland	24-14	W	78,138
10/24	INDIANAPOLIS	41-27	W	57,301
10/31	KANSAS CITY	30-10	W	67,765
11/7	at N.Y. Jets	10-27	L	71,306
11/14	at Philadelphia	19-14	W	64,213
11/21	NEW ENGLAND	17-13	W	59,982
11/25	at Dallas	16-14	W	60,198
12/5	N.Y. GIANTS	14-19	L	72,161
12/13	PITTSBURGH	20-21	L	70,232
12/19	BUFFALO	34-47	L	71,597
12/27	at San Diego	20-45	L	60,311
1/2	at New England	27-33(OT)	L	53,883

TEAM STATISTICS	MIA.	OPP.
TOTAL FIRST DOWNS	309	332
By Rushing	85	103
By Passing	207	205
By Penalty	17	24
Third Down: Made/Att.	100/218	103/229
Fourth Down: Made/Att.	8/17	3/10
TOTAL NET YARDS	5812	5150
Average Per Game	363.3	321.9
Total Plays	1030	1061
Average Per Play	5.6	4.9
NET YARDS RUSHING	1459	1665
Average Per Game	91.2	104.1
Total Rushes	419	460
NET YARDS PASSING	4353	3485
Average Per Game	272.1	217.8
Tackled/Yards Lost	30/211	29/197
Gross Yards	4564	3682
Attempts/Completions	581/342	572/350
Completion Percentage	58.9	61.2
Had Intercepted	18	13
PUNTS/AVERAGE	58/39.7	76/41.3
PENALTIES/YARDS	81/663	92/650
FUMBLES/BALL LOST	32/16	30/14
TOUCHDOWNS	40	43
By Rushing	10	12
By Passing	27	26
By Returns	3	5

Score By Quarters	1	2	3	4	OT	Total
DOLPHINS	100	76	85	88	0	349
OPPONENTS	56	126	71	92	6	351

RUSHING	NO.	YDS.	AVG.	LG	TD
Higgs	186	693	3.7	31	3
Kirby	119	390	3.3	20	3
Byars	64	269	4.2	77	3
Mitchell	21	89	4.2	32	0
Parmalee	4	16	4.0	12	0
Saxon	5	13	2.6	9	0
Martin	1	6	6.0	6	0
Pederson	2	-1	-0.5	0	0
DeBerg	4	-4	-1.0	-1	0
Fryar	3	-4	-1.3	2	0
Marino	9	-4	-0.4	4	1
McDuffie	1	-4	-4.0	-4	0
DOLPHINS	419	1459	3.5	77	10
OPPONENTS	460	1665	3.6	65	12

RECEIVING	NO.	YDS.	AVG.	LG	TD
Humphrey	54	507	9.4	26	1
Kirby	75	874	11.7	47	3
Fryar	64	1010	15.8	65	5
Byars	61	613	10.0	27	3
Ingram	44	707	16.1	77	6
K. Jackson	39	613	15.7	57	6
Martin	20	347	17.4	80	3
McDuffie	19	197	10.4	18	0
Higgs	10	72	7.2	15	0
Baty	5	78	15.6	32	1
Miller	2	15	7.5	8	0
Banks	1	26	26.0	26	0
M. Williams	1	11	11.0	11	0
Parmalee	1	1	1.0	1	0
DOLPHINS	342	4564	13.3	80	27
OPPONENTS	350	3682	10.5	54	26

INTERCEPTIONS	NO.	YDS.	AVG.	LG	TD
Brown	5	43	8.6	29	0
Oliver	2	60	30.0	56	1
Vincent	2	29	14.5	23	0
Green	2	0	0.0	0	0
Cox	1	26	26.0	26	0
Hobley	1	17	17.0	17	0
DOLPHINS	13	175	13.5	56	1
OPPONENTS	18	329	18.3	97	2

PUNTING	NO.	YDS.	AVG.	LG	BK
Hatcher	58	2304	39.7	56	0
DOLPHINS	58	2304	39.7	56	0
OPPONENTS	76	3135	41.3	60	1

PUNT RET.	NO.	YDS.	AVG.	LG	TD
McDuffie	28	317	11.3	72	2
Vincent	0	9	-	9	0
DOLPHINS	28	326	11.6	72	2
OPPONENTS	32	359	11.2	64	1

KICKOFF RET.	NO.	YDS.	AVG.	LG	TD
McDuffie	32	755	23.6	48	0
M. Williams	8	180	22.5	39	0
Kirby	4	85	21.3	26	0
Miller	2	22	11.0	16	0
Fryar	1	10	10.0	10	0
Baty	1	7	7.0	7	0
Saxon	1	7	7.0	7	0
Vincent	0	2	-	2	0
DOLPHINS	49	1068	21.8	48	0
OPPONENTS	62	1239	20.0	40	0

SCORING	Ru	Pa	Rt	PA*	FG	S	TP
Stoyanovich	0	0	0	37/37	24/32	0	109
Byars	3	3	0	0	0	0	36
Ingram	0	6	0	0	0	0	36
K. Jackson	0	6	0	0	0	0	36
Kirby	3	3	0	0	0	0	36
Fryar	0	5	0	0	0	0	30
Higgs	3	0	0	0	0	0	18
Martin	0	3	0	0	0	0	18
McDuffie	0	0	2	0	0	0	12
Baty	0	1	0	0	0	0	6
Marino	1	0	0	0	0	0	6
Oliver	0	0	1	0	0	0	6

DOLPHINS	10	27	337/40	24/32	0	349
OPPONENTS	12	26	540/42	17/27	1	351

FIELD GOALS	1-19	20-29	30-39	40-49	50+
Stoyanovich	2/2	9/10	7/11	4/7	2/2

DOLPHINS	2/2	9/10	7/11	4/7	2/2
OPPONENTS	0/0	3/4	8/11	5/10	1/2

SACKS
Cross 10.5, Coleman 5.5, Cox 5.0, Hunter 3.0, Veasey 2.0, Klingbeil 1.5, Alexander 1.0, Griggs 0.5
DOLPHINS 29.0, OPPONENTS 30.0

USUAL STARTERS

OFFENSE
WR Irving Fryar (16)
LT Richmond Webb (16)
LG Keith Sims (16)
C Jeff Dellenbach (11)
RG Bert Weikner (11)
RT Ron Heller (16)
TE Keith Jackson (15)
WR Mark Ingram (16)
QB Scott Mitchell (7)
Dan Marino (5)
Steve DeBerg (4)
Terry Kirby (8)
Keith Byars (16)

DEFENSE
LDE Jeff Cross (16)
DT Larry Webster (9)
Mike Golic (7)
NT Chuck Klingbeil (16)
RDE Marco Coleman (15)
LLB John Grimsley (9)
Dwight Hollier (4)
MLB John Offardahl (8)
Dwight Hollier (6)
RLB Bryan Cox (15)
LCB Troy Vincent (13)
RCB J.B. Brown (16)
SS Jarvis Williams (14)
FS Louis Oliver (11)

boldface indicates Pro Bowl performer
* indicates rookie

PASSING	ATT.	COMP.	YDS.	PCT.	TD	INT.	LG	SCK/LST	RATING
Mitchell	233	133	1773	57.1	12	8	77	7/49	84.2
DeBerg	188	113	1521	60.1	6	7	47	15/116	81.0
Marino	150	91	1218	60.7	8	3	80	7/42	95.9
Pederson	8	4	41	50.0	0	0	12	1/4	65.1
Byars	2	1	11	50.0	1	0	11	0/0	106.3
DOLPHINS	581	342	4564	58.9	27	18	80	30/211	86.4
OPPONENTS	572	350	3682	61.2	26	13	54	29/197	85.6

1994 FINAL STATISTICS (10-6)

DATE	OPPONENT	SCORE	W/L	ATT.
9/4	NEW ENGLAND	39-35	W	71,023
9/11	at Green Bay	24-14	W	55,011
9/18	N.Y. JETS	28-14	W	69,977
9/25	at Minnesota	35-38	L	64,035
10/2	at Cincinnati	23-7	W	55,056
10/9	at Buffalo	11-21	L	79,491
10/16	L.A. RAIDERS	20-17(OT)	W	70,112
10/30	at New England	23-3	W	59,167
11/6	INDIANAPOLIS	22-21	W	71,158
11/13	CHICAGO	14-17	L	64,871
11/20	at Pittsburgh	13-16(OT)	L	59,148
11/27	at N.Y. Jets	28-24	W	75,606
12/4	BUFFALO	31-42	L	69,358
12/12	KANSAS CITY	45-28	W	71,578
12/18	at Indianapolis	6-10	L	58,867
12/25	DETROIT	27-20	W	70,980

TEAM STATISTICS	MIA.	OPP.
TOTAL FIRST DOWNS	344	305
By Rushing	109	85
By Passing	220	195
By Penalty	15	25
Third Down: Made/Att.	101/219	76/197
Fourth Down: Made/Att.	17/25	8/22
TOTAL NET YARDS	6078	5224
Average Per Game	379.9	326.5
Total Plays	1078	1000
Average Per Play	5.6	5.2
NET YARDS RUSHING	1658	1430
Average Per Game	103.6	89.4
Total Rushes	433	394
NET YARDS PASSING	4420	3794
Average Per Game	276.3	237.1
Tackled/Yards Lost	18/113	23/160
Gross Yards	4533	3954
Attempts/Completions	627/392	577/334
Completion Percentage	62.5	57.9
Had Intercepted	18	23
PUNTS/AVERAGE	60/40.2	68/41.7
PENALTIES/YARDS	92/747	82/653
FUMBLES/BALL LOST	28/14	29/9
TOUCHDOWNS	45	42
By Rushing	13	14
By Passing	31	23
By Returns	1	5

Score By Quarters	1	2	3	4	OT	Total
DOLPHINS	22	135	105	124	3	389
OPPONENTS	85	52	87	100	3	327

RUSHING	NO.	YDS.	AVG.	LG	TD
Parmalee	216	868	4.0	47	6
Spikes	70	312	4.5	40	2
Kirby	60	233	3.9	30	2
Higgs	19	68	3.6	21	0
Byars	19	64	3.4	12	2
Craver	6	43	7.2	19	0
McDuffie	5	32	6.4	12	0
Kosar	1	17	17.0	17	0
Saxon	8	16	2.0	7	0
Gary	7	11	1.6	4	0
Marino	22	-6	-0.3	10	1
DOLPHINS	433	1658	3.8	47	13
OPPONENTS	394	1430	3.6	45	14

RECEIVING	NO.	YDS.	AVG.	LG	TD
Fryar	73	1270	17.4	54	7
K. Jackson	59	673	11.4	35	7

PASSING	ATT.	COMP.	YDS.	PCT.	TD	INT.	LG	SCK/LST	RATING
Marino	615	385	4453	62.6	30	17	64	18/113	89.2
Kosar	12	7	80	58.3	1	1	22	0/0	71.5
DOLPHINS	627	392	4533	62.5	31	18	64	18/113	88.8
OPPONENTS	577	334	3954	57.9	23	23	83	29/160	75.6

Byars	49	418	8.5	34	5
Ingram	44	506	11.5	64	6
McDuffie	37	488	13.2	30	3
Parmalee	34	249	7.3	22	1
Saxon	27	151	5.6	25	0
Craver	24	237	9.9	28	0
M. Williams	15	221	14.7	29	0
Kirby	14	154	11.0	26	0
Miller	6	94	15.7	27	1
Spikes	4	16	4.0	9	0
R. Williams	2	26	13.0	17	0
Gary	2	19	9.5	11	0
Baty	2	11	5.5	8	1

DOLPHINS	392	4533	11.6	64	31
OPPONENTS	334	3954	11.8	83	23

INTERCEPTIONS	NO.	YDS.	AVG.	LG	TD
Vincent	5	113	22.6	58	1
Brown	3	82	27.3	38	0
Atkins	3	24	8.0	18	0
Stewart	3	11	3.7	11	0
Braxton	2	3	1.5	3	0
Beavers	2	0	0.0	0	0
Hollier	1	36	36.0	36	0
Veasey	1	7	7.0	7	0
Cross	1	0	0.0	0	0
Malone	1	0	0.0	0	0
Oliver	1	0	0.0	0	0
DOLPHINS	23	276	12.0	76	1
OPPONENTS	18	190	10.6	28	1

PUNTING	NO.	YDS.	AVG.	LG	BK
Arnold	46	1810	39.3	53	0
Kidd	14	602	43.0	58	0
DOLPHINS	60	2412	40.2	58	0
OPPONENTS	68	2834	41.7	64	0

PUNT RET.	NO.	YDS.	AVG.	LG	TD
McDuffie	32	228	7.1	26	0
Miller	1	13	13.0	13	0
DOLPHINS	33	241	7.3	26	0
OPPONENTS	32	324	10.1	75	1

KICKOFF RET.	NO.	YDS.	AVG.	LG	TD
McDuffie	36	767	21.3	46	0
Spikes	19	434	22.8	34	0
R. Williams	2	25	12.5	15	0
M. Williams	2	9	4.5	9	0
Parmalee	2	0	0.0	0	0
Braxton	1	34	34.0	34	0
Miller	1	13	13.0	13	0
Saxon	1	12	12.0	12	0
Baty	1	0	0.0	0	0
Ingram	1	0	0.0	0	0
DOLPHINS	66	1294	19.6	46	0
OPPONENTS	74	1549	20.9	93	2

SCORING	Ru	Pa	Rt	PAI	FG	S	2	TP
Stoyanovich	0	0	0	35/3524/31	0	0	0	107
Fryar	0	7	0	0	0	0	2	46
K. Jackson	0	7	0	0	0	0	1	44
Parmalee	6	1	0	0	0	0	1	44
Byars	2	5	0	0	0	0	0	42
Ingram	0	6	0	0	0	0	0	36
McDuffie	0	3	0	0	0	0	0	18
Kirby	2	0	0	0	0	0	1	14
Spikes	2	0	0	0	0	0	0	12
Baty	0	1	0	0	0	0	0	6

Marino	1	0	0	0	0	0	0	6
Miller	0	1	0	0	0	0	0	6
Vincent	0	0	1	0	0	0	0	6
Craver	0	0	0	0	0	0	1	2
DOLPHINS	13	31	1	35/3524/31	0	5	389	
OPPONENTS	14	23	5	40/4011/18	0	1	351	

FIELD GOALS	1-19	20-29	30-39	40-49	50+
Stoyanovich	1/1	8/8	6/10	8/10	1/2
DOLPHINS	1/1	8/8	6/10	8/10	1/2
OPPONENTS	3/3	1/1	3/4	4/8	0/2

TWO-POINT CONVERSIONS
Fryar 2, Craver 1, K. Jackson 1, Kirby 1, Parmalee 1

DOLPHINS 6-10, OPPONENTS 1-2

SACKS
Cross 9.5, Coleman 6.0, Bowers 3.0, Cox 3.0, Veasey 2.5, Singleton 2.0, Atkins 1.0, Smith 1.0, TEAM 1.0.

DOLPHINS 29.0, OPPONENTS 18.0

USUAL STARTERS

OFFENSE
WR Irving Fryar (16)
LT Richmond Webb (16)
LG Keith Sims (16)
C Jeff Dellenbach (16)
RG Bert Weidner (14)
RT Ron Heller (16)
TE Keith Jackson (16)
WR Mark Ingram (13)
QB Dan Marino (16)
RB Bernie Parmalee (10)
FB Keith Byars (9)
James Saxon (7)

DEFENSE
LDE Jeff Cross (10)
DT Tim Bowers (15)
NT Chuck Kingbell (15)
RDE Marco Coleman (16)
LLB Chris Singleton (11)
MLB Bryan Cox (15)
RLB Dwight Hollier (6)
*Aubrey Beavers (6)
LCB Troy Vincent (12)
RCB J.B. Brown (16)
SS Michael Stewart (16)
FS Gene Atkins (15)

boldface indicates Pro Bowl performer
* indicates rookie

1995 FINAL STATISTICS (9-7)

DATE	OPPONENT	SCORE	W/L	ATT.
9/3	N.Y. JETS	52-14	W	71,317
9/10	at New England	20-3	W	60,239
9/18	PITTSBURGH	23-10	W	72,874
10/1	at Cincinnati	25-23	W	52,671
10/8	INDIANAPOLIS	24-27(OT)	L	68,471
10/15	at New Orleans	30-33	L	55,628
10/22	at N.Y. Jets	16-17	L	67,228
10/29	BUFFALO	23-6	W	71,060
11/5	at San Diego	24-14	W	61,996
11/12	NEW ENGLAND	17-34	L	70,399
11/20	SAN FRANCISCO	20-44	L	73,060
11/26	at Indianapolis	28-36	L	60,414
12/3	ATLANTA	21-20	W	63,395
12/11	KANSAS CITY	13-6	W	70,321
12/17	at Buffalo	20-23	L	79,531
12/24	at St. Louis	41-22	W	63,876

TEAM STATISTICS	MIA.	OPP.
TOTAL FIRST DOWNS	345	309
By Rushing	98	93
By Passing	225	192
By Penalty	22	24
Third Down: Made/Att.	96/209	68/199
Fourth Down: Made/Att.	10/13	15/32
TOTAL NET YARDS	5716	5244
Average Per Game	357.3	327.8
Total Plays	1034	1000
Average Per Play	5.5	5.2
NET YARDS RUSHING	1506	1675
Average Per Game	94.1	104.7
Total Rushes	413	415
NET YARDS PASSING	4210	3569
Average Per Game	263.1	223.1
Tackled/Yards Lost	29/188	29/187
Gross Yards	4398	3756
Attempts/Completions	592/384	556/327
Completion Percentage	64.9	58.8
Had Intercepted	20	14
PUNTS/AVERAGE	57/42.7	59/41.0
PENALTIES/YARDS	110/907	82/739
FUMBLES/BALL LOST	24/12	30/16
TOUCHDOWNS	46	38
By Rushing	16	7
By Passing	28	30
By Returns	2	1

Score By Quarters	1	2	3	4	OT	Total
DOLPHINS	62	137	93	106	0	398
OPPONENTS	44	105	95	85	3	332

RUSHING	NO.	YDS.	AVG.	LG	TD
Parmalee	236	878	3.7	40	9
Kirby	108	414	3.8	38	4
Spikes	32	126	3.9	17	1
Byars	15	44	2.9	15	1
Kosar	7	19	2.7	14	1
Marino	11	14	1.3	12	0
McDuffie	3	6	2.0	11	0
Wilson	1	5	5.0	5	0
DOLPHINS	413	1506	3.6	40	16
OPPONENTS	415	1675	4.0	44	7

RECEIVING	NO.	YDS.	AVG.	LG	TD
Kirby	66	618	9.4	46	3
Fryar	62	910	14.7	67	8
McDuffie	62	819	13.2	48	8

PASSING	ATT.	COMP.	YDS.	PCT.	TD	INT.	LG	SCK/LST	RATING
Marino	482	309	3668	64.1	24	15	67	22/153	90.8
Kosar	108	74	699	68.5	3	5	31	6/28	76.1
Kirby	1	1	31	100.0	1	0	31	0/0	158.3
McGwire	1	0	0	0.0	0	0	0	1/7	39.6
DOLPHINS	592	384	4398	64.9	28	20	67	29/188	88.8
OPPONENTS	556	327	3756	58.8	30	14	50	29/187	86.7

Byars	51	362	7.1	26	2
Green	43	499	11.6	31	3
Parmalee	39	345	8.8	35	1
Clark	37	525	14.2	42	2
R. Hill	12	260	21.7	58	0
Spikes	5	18	3.6	13	1
R. Williams	3	28	9.3	13	0
M. Williams	2	17	8.5	15	0
Wilson	1	3	3.0	3	0
Marino	1	-6	-6.0	-6	0
DOLPHINS	384	4398	11.5	67	28
OPPONENTS	327	3756	11.5	50	30

INTERCEPTIONS	NO.	YDS.	AVG.	LG	TD
Vincent	5	95	19.0	69	1
Brown	2	20	10.0	20	0
Jackson	1	23	23.0	23	0
Cox	1	12	12.0	12	0
Beavers	1	8	8.0	8	0
Singleton	1	3	3.0	3	0
Atkins	1	0	0.0	0	0
Buckley	1	0	0.0	0	0
Stewart	1	0	0.0	0	0
DOLPHINS	14	161	11.5	69	1
OPPONENTS	20	210	10.5	45	0

PUNTING	NO.	YDS.	AVG.	LG	BK
Kidd	57	2433	42.7	56	0
DOLPHINS	57	2433	42.7	56	0
OPPONENTS	59	2420	41.0	61	0

PUNT RET.	NO.	YDS.	AVG.	LG	TD
McDuffie	24	163	6.8	24	0
DOLPHINS	24	163	6.8	24	0
OPPONENTS	35	265	7.6	27	0

KICKOFF RET.	NO.	YDS.	AVG.	LG	TD
McDuffie	23	564	24.5	47	0
Spikes	18	378	21.0	55	0
R. Hill	12	287	23.9	33	0
R. Williams	2	20	10.0	12	0
S. Hill	1	38	38.0	38	0
Dar Dar	1	22	22.0	22	0
Buckley	1	16	16.0	16	0
Milner	1	13	13.0	13	0
DOLPHINS	59	1338	22.7	55	0
OPPONENTS	85	1782	21.0	62	0

SCORING	Ru	Pa	Rt	PAT	FG	S	2	TP
Stoyanovich	0	0	0	37/37	27/34	0	0	118
Parmalee	9	1	0	0	0	0	0	60
McDuffie	0	8	0	0	0	0	1	50
Fryar	0	8	0	0	0	0	0	48
Kirby	4	3	0	0	0	0	0	42
Green	0	3	0	0	0	0	1	20
Byars	1	2	0	0	0	0	0	18
Clark	0	2	0	0	0	0	0	12
Spikes	1	1	0	0	0	0	0	12
Johnson	0	0	1	0	0	0	0	6
Kosar	1	0	0	0	0	0	0	6
Vincent	0	0	1	0	0	0	0	6
DOLPHINS	16	28	2	37/37	27/34	0	2	398
OPPONENTS	7	30	1	31/33	23/31	1	1	332

FIELD GOALS	1-19	20-29	30-39	40-49	50+			
DOLPHINS	16	28	2	37/37	27/34	0	2	398
OPPONENTS	7	30	1	31/33	23/31	1	1	332

Stoyanovich	1/1	7/9	11/12	6/7	2/5
DOLPHINS	1/1	7/9	11/12	6/7	2/5
OPPONENTS	0/1	10/11	8/9	3/6	2/4

TWO-POINT CONVERSIONS
Green 1, McDuffie 1
DOLPHINS 2-9, OPPONENTS 1-5

SACKS
Cox 7.5, Coleman 6.5, Cross 6.0, T. Armstrong 4.5, Bowers 2.0, Ertman 1.0, Singleton 1.0, Fox 0.5
DOLPHINS 29.0, OPPONENTS 29.0

USUAL STARTERS

OFFENSE
WR Irving Fryar (16)
LT Richmond Webb (16)
LG Keith Sims (16)
C Tim Ruddy (16)
RG Chris Gray (10)
RT Billy Milner (9)
TE Ron Heller (7)
TE Eric Green (14)
WR O.J. McDuffie (16)
QB Dan Marino (14)
RB Bernie Parmalee (12)
FB Keith Byars (16)

DEFENSE
LDE Jeff Cross (16)
DT Tim Bowers (16)
NT Chuck Klingbeil (15)
RDE Marco Coleman (16)
LLB Chris Singleton (15)
MLB Bryan Cox (16)
RLB Dwight Holler (14)
LCB Troy Vincent (16)
RCB J.B. Brown (12)
SS Michael Stewart (16)
FS Gene Atkins (11)

boldface indicates Pro Bowl performer
* indicates rookie

1996 FINAL STATISTICS (8-8)

DATE	OPPONENT	SCORE	W/L	ATT.
9/1	NEW ENGLAND	24-10	W	71,542
9/8	at Arizona	38-10	W	55,444
9/15	N.Y. JETS	36-27	W	68,137
9/23	at Indianapolis	6-10	L	60,891
10/6	SEATTLE	15-22	L	59,939
10/13	at Buffalo	21-7	W	79,642
10/20	at Philadelphia	28-35	L	66,240
10/27	DALLAS	10-29	L	75,283
11/3	at New England	23-42	L	58,942
11/10	INDIANAPOLIS	37-13	W	66,623
11/17	at Houston	23-20	W	47,358
11/25	PITTSBURGH	17-24	L	73,489
12/1	at Oakland	7-17	L	50,591
12/8	N.Y. GIANTS	7-17	L	63,889
12/16	BUFFALO	16-14	W	67,016
12/22	at N.Y. Jets	31-28	W	47,271

TEAM STATISTICS	MIA.	OPP.
TOTAL FIRST DOWNS	294	306
By Rushing	92	91
By Passing	173	191
By Penalty	29	24
Third Down: Made/Att.	89/221	65/193
Fourth Down: Made/Att.	8/19	11/24
TOTAL NET YARDS	5165	5191
Average Per Game	322.8	324.4
Total Plays	1000	987
NET YARDS RUSHING	1622	1536
Average Per Game	101.4	96.0
Total Rushes	460	411
NET YARDS PASSING	3543	3655
Average Per Game	221.4	228.4
Tackled/Yards Lost	36/240	37/233
Gross Yards	3783	3888
Attempts/Completions	504/300	539/337
Completion Percentage	59.5	62.5
Had Intercepted	11	20
PUNTS/AVERAGE	78/46.3	75/43.8
PENALTIES/YARDS	111/852	98/786
FUMBLES/BALL LOST	31/13	29/16
TOUCHDOWNS	41	41
By Rushing	14	10
By Passing	22	29
By Returns	5	2

Score By Quarters	1	2	3	4	OT	Total
DOLPHINS	57	120	84	78	0	339
OPPONENTS	72	89	71	93	0	325

RUSHING	NO.	YDS.	AVG.	LG	TD
Abdul-Jabbar	307	1116	3.6	29	11
Spikes	87	316	3.6	49	3
Parmalee	25	80	3.2	17	0
McPhail	6	28	4.7	10	0
Pritchett	7	27	3.9	16	0
Izzo	1	26	26.0	26	0
Erickson	11	16	1.5	12	0
McDuffie	2	7	3.5	7	0
Kosar	1	6	6.0	6	0
Kidd	1	3	3.0	3	0
R. Wilson	1	0	0.0	0	0
Marino	11	-3	-0.3	7	0
DOLPHINS	460	1622	3.5	49	14
OPPONENTS	411	1536	3.7	49	10

RECEIVING	NO.	YDS.	AVG.	LG	TD
McDuffie	74	918	12.4	36	8
Barnett	36	562	15.6	66	3
Pritchett	33	354	10.7	74	2
Drayton	26	320	12.3	51	0
Abdul-Jabbar	23	139	6.0	23	0
R. Hill	21	409	19.5	61	4
Parmalee	21	189	9.0	17	0
McPhail	20	282	14.1	52	0
L. Thomas	10	166	16.6	34	1
Miller	9	116	12.9	22	0
Spikes	8	81	10.1	19	1
Jordan	7	152	21.7	43	0
Byars	5	40	8.0	16	0
Carolan	4	48	12.0	21	1
R. Wilson	2	5	2.5	3	1
Wainright	1	2	2.0	2	1
DOLPHINS	300	3783	12.6	74	22
OPPONENTS	337	3888	11.5	84	29

INTERCEPTIONS	NO.	YDS.	AVG.	LG	TD
Buckley	6	164	27.3	91	1
Oliver	3	110	36.7	60	0
Jackson	3	82	27.3	61	1
Z. Thomas	3	64	21.3	27	1
Wooden	2	15	7.5	15	0
J.B. Brown	1	29	29.0	29	0
Hollier	1	11	11.0	11	0
S. Hill	1	0	0.0	0	0
DOLPHINS	20	475	23.8	91	3
OPPONENTS	11	256	23.3	100	1

PUNTING	NO.	YDS.	AVG.	LG	BK
Kidd	78	3611	46.3	63	0
DOLPHINS	78	3611	46.3	63	0
OPPONENTS	75	3283	43.8	80	2

PUNT RET.	NO.	YDS.	AVG.	LG	TD
McDuffie	22	212	9.6	19	0
Buckley	3	24	8.0	13	0
Miller	1	15	15.0	15	0
DOLPHINS	26	251	9.7	19	0
OPPONENTS	48	368	7.7	26	0

KICKOFF RET.	NO.	YDS.	AVG.	LG	TD
Spikes	28	681	24.3	59	0
McPhail	15	335	22.3	40	0
Dar Dar	7	132	18.9	25	0
Jordan	4	81	20.3	22	0
R. Hill	2	4	2.0	4	0
Buckley	1	48	48.0	48	0
Z. Thomas	1	17	17.0	17	0
R. Wilson	1	12	12.0	12	0
Wainright	1	10	10.0	10	0
DOLPHINS	60	1320	22.0	59	0
OPPONENTS	48	1058	22.0	54	0

SCORING	Ru	Pa	Rt	PAT	FG	S	2	TP
Nedney	0	0	0	36/36	18/29	0	0	89
Abdul-Jabbar	11	0	0	0	0	0	0	66
McDuffie	0	8	0	0	0	0	0	48
R. Hill	0	4	0	0	0	0	0	24
Spikes	3	1	0	0	0	0	0	24
Barnett	0	3	0	0	0	0	0	18
Pritchett	0	2	0	0	0	0	0	12
Buckley	0	0	1	0	0	0	0	6

Carolan	0	1	0	0	0	0	0	6
S. Hill	0	0	1	0	0	0	0	6
Jackson	0	0	1	0	0	0	0	6
Miller	0	0	1	0	0	0	0	6
L. Thomas	0	1	0	0	0	0	0	6
Z. Thomas	0	0	1	0	0	0	0	6
Wainright	0	1	0	0	0	0	0	6
R. Wilson	0	1	0	0	0	0	0	6
Drayton	0	0	0	0	0	0	0	2
DOLPHINS	14	22	5	35/36	18/29	1	1	139
OPPONENTS	10	29	2	38/39	13/17	0	1	135

FIELD GOALS	1-19	20-29	30-39	40-49	50+
Nedney	1/1	7/7	7/11	3/6	0/2
DOLPHINS	1/1	7/7	7/11	3/6	0/2
OPPONENTS	1/1	5/6	5/5	2/5	0/0

TWO-POINT CONVERSIONS	
Drayton	1
DOLPHINS	1-5, OPPONENTS 1-2

SACKS			
Armstrong	12.0, Stubbs	9.0, Bowens	3.0,
Burton	3.0, Emlman	2.0, Z. Thomas	2.0,
Jackson	1.5, Bailey	1.0, Gardener	1.0, S. Hill
1.0, Hollier	1.0, Hand	0.5	
DOLPHINS	37.0, OPPONENTS	36.0	

USUAL STARTERS

OFFENSE	
WR	Fred Barnett (7)
	Randal Hill (5)
	Lamar Thomas (3)
LT	Richmond Webb (16)
LG	Keith Sims (15)
C	Tim Ruddy (16)
RG	Chris Gray (11)
RT	James Brown (16)
TE	Troy Drayton (10)
WR	O.J. McDuffie (16)
QB	Dan Marino (13)
RB	*Karim Abdul-Jabbar (14)
FB	*Stanley Pritchett (16)

DEFENSE	
LDE	Trace Armstrong (9)
	*Shane Burton (6)
LDT	*Daryl Gardener (12)
RDT	Tim Bowens (16)
RDE	Daniel Stubbs (14)
LLB	Dwight Hollier (15)
MLB	*Zach Thomas (16)
RLB	Chris Singleton (13)
LCB	Terrill Buckley (16)
RCB	Calvin Jackson (15)
SS	Louis Oliver (12)
FS	*Shawn Wooden (7)
	Gene Atkins (5)
	Sean Hill (4)

boldface indicates Pro Bowl performer
* indicates rookie

PASSING	ATT.	COMP.	YDS.	PCT.	TD	INT.	LG	SCK/LST	RATING
Marino	373	221	2795	59.2	17	9	74	18/131	87.8
Erickson	99	55	780	55.6	4	2	61	11/72	86.3
Kosar	32	24	208	75.0	1	0	20	6/34	102.1
Abdul-Jabbar	0	0	0	0.0	0	0	0	1/3	0.0
DOLPHINS	504	300	3783	59.5	22	11	74	36/240	88.4
OPPONENTS	539	337	3888	62.5	29	20	84	37/233	86.7

1977 FINAL STATISTICS (9-7)

DATE	OPPONENT	SCORE	W/L	ATT.
8/31	INDIANAPOLIS	16-10	W	70,813
9/7	TENNESSEE	16-13(O)	W	64,439
9/14	at Green Bay	18-23	L	60,075
9/21	at Tampa Bay	21-31	L	73,314
10/5	KANSAS CITY	17-14	W	71,794
10/12	at N.Y. Jets	31-20	W	75,601
10/19	at Baltimore	24-13	W	64,354
10/27	CHICAGO	33-36(O)	L	73,156
11/2	at Buffalo	6-9	L	78,011
11/9	N.Y. JETS	24-17	W	73,809
11/17	BUFFALO	30-13	W	74,155
11/23	at New England	24-27	L	59,002
11/30	at Oakland	34-16	W	50,569
12/7	DETROIT	33-30	W	72,266
12/14	at Indianapolis	0-41	L	61,282
12/22	NEW ENGLAND	12-14	L	74,379

TEAM STATISTICS	MIA.	OPP.
TOTAL FIRST DOWNS	311	299
By Rushing	87	106
By Passing	199	176
By Penalty	25	17
Third Down: Made/Att.	82/217	92/215
Third Down Efficiency	37.8	42.8
Fourth Down: Made/Att.	13/23	7/18
TOTAL NET YARDS	5135	5364
Average Per Game	320.9	335.3
Total Plays	1028	1004
NET YARDS RUSHING	1343	1813
Average Per Game	83.9	113.3
Total Rushes	430	443
NET YARDS PASSING	3792	3551
Average Per Game	237.0	221.9
Tackled/Yards Lost	22/153	31/231
Gross Yards	3945	3782
Attempts/Completions	579/332	530/329
Completion Percentage	57.6	62.1
Had Intercepted	12	10
PUNTS/AVERAGE	68/43.6	63/42.5
PENALTIES/YARDS	93/783	92/892
FUMBLE/BALL LOST	22/8	31/17
TOUCHDOWNS	37	36
By Rushing	18	9
By Passing	16	23
By Returns	3	4

Score By Quarters	1	2	3	4	OT	Total
DOLPHINS	67	103	49	117	3	339
OPPONENTS	43	135	51	95	3	327

RUSHING	NO.	YDS.	AVG.	LG	TD
Abdul-Jabbar	283	892	3.2	22	15
Spikes	63	180	2.9	14	2
McPhail	17	146	8.6	71	1
Parmalee	18	59	3.3	12	0
Phillips	18	44	2.4	8	0
Jordan	3	12	4.0	16	0
Erickson	4	8	2.0	4	0
Pritchett	3	7	2.3	4	0
Kidd	1	4	4.0	4	0
Nealy	1	3	3.0	3	0
Potts	1	3	3.0	3	0
Marino	18	-14	-0.8	1	0
DOLPHINS	490	1343	3.1	71	18
OPPONENTS	443	1813	4.1	43	9

RECEIVING	NO.	YDS.	AVG.	LG	TD
McDuffie	76	943	12.4	55	1

PASSING	ATT.	COMP.	YDS.	PCT.	TD	INT.	LG	SCK/LST	RATING
Marino	548	319	3780	58.2	16	11	55	20/132	80.7
Erickson	28	13	165	46.4	0	1	27	2/21	50.4
DOLPHINS	576	332	3945	57.6	16	12	55	22/153	79.2
OPPONENTS	530	329	3782	62.1	23	10	70	31/231	90.1

Drayton	39	558	14.3	30	4
McPhail	34	262	7.7	19	1
Abdul-Jabbar	29	261	9.0	36	1
L. Thomas	28	402	14.4	26	2
Parmalee	28	301	10.8	29	1
Jordan	27	471	17.4	44	3
Perriman	19	309	16.3	26	1
Barnett	17	166	9.8	20	1
Perry	11	45	4.1	10	1
Manning	7	85	12.1	21	0
Spikes	7	70	10.0	24	0
Pritchett	5	35	7.0	17	0
Potts	3	27	9.0	13	0
Phillips	1	6	6.0	6	0
Dotson	1	4	4.0	4	0
DOLPHINS	332	3945	11.9	55	16
OPPONENTS	329	3782	11.5	70	23

INTERCEPTIONS	NO.	YDS.	AVG.	LG	TD
Buckley	4	26	6.5	12	0
Teague	2	25	12.5	23	0
Wooden	2	10	5.0	10	0
Madison	1	21	21.0	21	0
Z. Thomas	1	10	10.0	10	0
DOLPHINS	10	92	9.2	23	0
OPPONENTS	12	307	25.6	100	4

PUNTING	NO.	YDS.	AVG.	LG	BK
Kidd	52	2247	43.2	58	0
Richardson	11	480	43.6	54	0
Mare	5	235	47.0	53	0
DOLPHINS	68	2962	43.6	58	0
OPPONENTS	63	2679	42.5	65	0

PUNT RET.	NO.	YDS.	AVG.	LG	TD
Jordan	26	273	10.5	38	0
Buckley	4	58	14.5	26	0
McDuffie	2	4	2.0	3	0
DOLPHINS	32	335	10.5	38	0
OPPONENTS	43	323	7.5	25	0

KICKOFF RET.	NO.	YDS.	AVG.	LG	TD
Spikes	24	565	23.5	48	0
McPhail	15	314	20.9	39	0
C. Harris	11	224	20.4	34	0
Ismael	8	166	20.8	27	0
Potts	1	16	16.0	16	0
Perry	1	7	7.0	7	0
Jordan	1	6	6.0	6	0
A. Harris	1	0	0.0	0	0
Hollier	1	0	0.0	0	0
DOLPHINS	63	1298	20.6	48	0
OPPONENTS	53	1018	19.2	40	0

SCORING	Ru	Pa	Rt	PAT	FG	S	2	TP
Mare	0	0	0	33/33	28/36	0	0	117
Abdul-Jabbar	15	1	0	0/0	0/0	0	0	96
Drayton	0	4	0	0/0	0/0	0	0	24
Jordan	0	3	0	0/0	0/0	0	0	18
McDuffie	0	1	1	0/0	0/0	0	0	12
McPhail	1	1	0	0/0	0/0	0	0	12
Spikes	2	0	0	0/0	0/0	0	0	12
L. Thomas	0	2	0	0/0	0/0	0	0	12
Barnett	0	1	0	0/0	0/0	0	0	6
Bowens	0	0	1	0/0	0/0	0	0	6
Buckley	0	0	1	0/0	0/0	0	0	6
Parmalee	1	0	0	0/0	0/0	0	0	6

Perriman	0	1	0	0/0	0/0	0	0	6
Perry	0	1	0	0/0	0/0	0	0	6
DOLPHINS	18	16	3	33/33	28/36	0	0	339
OPPONENTS	9	23	4	30/32	25/35	1	2	327

FIELD GOALS	1-19	20-29	30-39	40-49	50+
Mare	2/2	14/15	8/10	3/6	1/3
DOLPHINS	2/2	14/15	8/10	3/6	1/3
OPPONENTS	0/0	11/11	9/12	4/9	1/3

TWO-POINT CONVERSIONS	
DOLPHINS	0-4
OPPONENTS	2-4

SACKS	
Armstrong	5.5
Bowens	5.0
Rodgers	5.0
Taylor	5.0
Burton	4.0
Wilson	2.0
Gardener	1.5
A. Harris	1.0
Stubbs	1.0
Jackson	0.5
Thomas	0.5
DOLPHINS	31.0
OPPONENTS	22.0

USUAL STARTERS	
OFFENSE	
WR	Lamar Thomas (6)
	Fred Barnett (5)
	Brett Perriman (5)
LT	Richmond Webb (16)
LG	Jeff Buckley (12)
C	Tim Ruddy (15)
RG	Everett Mciver (14)
RT	James Brown (16)
TE	Troy Drayton (15)
WR	O.J. McDuffie (16)
QB	Dan Marino (16)
RB	Karin Abdul-Jabbar (14)
FB	Stanley Pritchett (5)
	Bernie Parmalee (4)
	Ed Perry - TE (4)

DEFENSE	
LDE	Trace Armstrong (16)
LDT	Tim Bowens (16)
RDT	Daryl Gardener (16)
RDE	*Jason Taylor (11)
LLB	Anthony Harris (14)
MLB	Zach Thomas (15)
RLB	*Derrick Rodgers (14)
LCB	Terrell Buckley (15)
RCB	Calvin Jackson (11)
SS	Shawn Wooden (15)
FS	Corey Harris (6)
	George Teague (6)
	Calvin Jackson (4)

* indicates rookie

DOLPHINS INDIVIDUAL RECORDS

The following individual records relate solely to service with the Miami Dolphins. They include National Football League regular-season statistics only – with the exception of those single-game records marked by "*" or "**"

* Playoff game **Super Bowl

1966-1977: 14 games 1983-1986: 16 games
1978-1981: 16 games 1987: 15 games
1982: 9 games 1988-1998: 16 games

SERVICE

MOST SEASONS

16 Dan Marino (1983-98)
15 Bob Kuechenberg (1970-84)
14 Bob Griese (1967-80)
14 Don Strock (1974-87)
13 Nat Moore (1974-86)
12 Larry Little (1969-80)
12 Ed Newman (1973-84)
12 Bruce Hardy (1978-89)
12 Jim Jensen (1981-92)

MOST GAMES PLAYED

231 Dan Marino (1983-98)
190 Bob Kuechenberg (1970-84)
183 Nat Moore (1974-86)
167 Ed Newman (1973-85)
164 Jim Jensen (1981-92)
163 Don Strock (1974-87)
161 Bob Griese (1967-80)
159 Vern Den Herder (1971-81)
158 Larry Little (1969-80)
151 Bruce Hardy (1978-89)

MOST CONSECUTIVE GAMES PLAYED

128 Jim Langer (10th in 1970 through 11th in 1979)
127 Garo Yepremian (2nd in 1970 through 14th in 1978)
125 Bob Baumhower (1st in 1977 through 14th in 1984)
118 Richmond Webb (3rd in 1991 through 8th in 1998)
107 Dwight Stephenson (1st in 1980 through 2nd in 1987)
104 Jeff Cross (1st in 1988 through 8th in 1994)
98 Dick Anderson (1st in 1968 through 14th in 1974)
95 Vern Den Herder (1st in 1971 through 11th in 1977)
95 Dan Marino (6th in 1987 through 5th in 1993)

MOST STARTS

229 Dan Marino (1983-98)

176 Bob Kuechenberg (1970-84)
152 Bob Griese (1967-80)
152 Larry Little (1969-80)
143 Vern Den Herder (1971-81)
136 Norm Evans (1966-75)
136 Mark Duper (1982-92)
134 Richmond Webb (1990-98)

MOST CONSECUTIVE STARTS

118 Richmond Webb (3rd in 1991 through 8th in 1998)
109 Jim Langer (1st in 1972 through 9th in 1979)
95 Dan Marino (6th in 1987 through 5th in 1993)
91 Norm Evans (3rd in 1969 through 9th in 1975)
87 Dick Anderson (12th in 1968 through 14th in 1974)
86 Bob Baumhower (1st in 1977 through 8th in 1982)
84 Jake Scott (1st in 1970 through 14th in 1975)
81 Vern Den Herder (1st in 1972 through 11th in 1977)
81 Jeff Cross (16th in 1988 through 16th in 1993)
81 Keith Sims (11th in 1991 through 11th in 1996)
80 Dwight Stephenson (12th in 1981 through 2nd in 1987)

MOST PRO BOWLS

9 Dan Marino (1983-87, 1991-92, 1994-95)
7 Richmond Webb (1990-96)
6 Bob Griese (1970-71, 1973-74, 1977-78)
6 Jim Langer (1973-78)
6 Bob Kuechenberg (1974-75, 1977-78, 1982-83)
5 Larry Csonka (1970-74)
5 Paul Warfield (1970-74)
5 Jake Scott (1971-75)
5 Bob Baumhower (1979, 1981-84)
5 Dwight Stephenson (1983-87)
5 John Offerdahl (1986-90)
5 Mark Clayton (1984-86, 1988, 1991)

MOST CONSECUTIVE PRO BOWLS

7 Richmond Webb (1990-96)
6 Jim Langer (1973-78)
5 Larry Csonka (1970-74)
5 Paul Warfield (1970-74)
5 Jake Scott (1971-75)
5 Dan Marino (1983-87)
5 Dwight Stephenson (1983-87)
5 John Offerdahl (1986-90)

MOST PRO BOWL STARTS

7 Dan Marino (1983-86, 1992, 1994-95)
5 Jim Langer (1973-77)

- 4 Dwight Stephenson (1983-86)
- 4 John Offerdahl (1986, 1988-90)
- 4 Richmond Webb (1992-95)
- 3 Larry Little (1972-74)
- 3 Jake Scott (1972-73, 1975)
- 3 Bob Baumhower (1979, 1981, 1983)

MOST CONSECUTIVE PRO BOWL STARTS

- 5 Jim Langer (1973-77)
- 4 Dwight Stephenson (1983-86)
- 4 Dan Marino (1983-86)
- 4 Richmond Webb (1992-95)
- 3 Larry Little (1972-74)
- 3 John Offerdahl (1988-90)

SCORING

MOST POINTS

Career

- 830 Garo Yepremian (1970-78), 335 XPs, 165 FGs
- 774 Pete Stoyanovich (1990-95), 246 XPs, 176 FGs
- 540 Uwe von Schamann (1979-84), 237 XPs, 101 FGs
- 492 Mark Clayton (1983-92), 82 TDs
- 450 Nat Moore (1974-86), 75 TDs

Season

- 124 Pete Stoyanovich (1992), 34 XPs, 30 FGs
- 121 Pete Stoyanovich (1991), 28 XPs, 31 FGs
- 118 Pete Stoyanovich (1995), 37 XPs, 27 FGs
- 117 Garo Yepremian (1971), 33 XPs, 28 FGs
- 117 Olindo Mare (1997), 33 XPs, 28 FGs

Game

- 24 Paul Warfield (12/15/73 vs. Detroit), 4 TDs
- 24 Mark Ingram (11/27/94 at N.Y. Jets), 4 TDs

MOST POINTS BY ROOKIE

Season

- 116 Fuad Reveiz (1985), 50 XPs, 22 FGs
- 99 Uwe von Schamann (1979), 36 XPs, 21 FGs
- 95 Pete Stoyanovich (1989), 38 XPs, 19 FGs
- 78 Ron Davenport (1985), 13 TDs

MOST CONSECUTIVE GAMES SCORING POINTS

- 121 Garo Yepremian (8th in 1970 through 16th in 1978)

MOST TOUCHDOWNS

Career

- 82 Mark Clayton (1983-92), 81 pass, 1 return
- 75 Nat Moore (1974-86), 74 pass, 1 run
- 59 Mark Duper (1982-92), 59 pass
- 57 Larry Csonka (1968-74, 1979), 53 run, 4 pass
- 33 Mercury Morris (1969-75), 29 run, 1 pass, 3 return
- 33 Paul Warfield (1970-74), 33 pass
- 33 Tony Nathan (1979-87), 16 run, 16 pass, 1 return
- 33 Karim Abdul-Jabbar (1996-98), 32 run, 1 pass

Season

- 18 Mark Clayton (1984), 18 pass
- 16 Karim Abdul-Jabbar (1997), 15 run, 1 pass
- 14 Mark Clayton (1988), 14 pass
- 13 Ron Davenport (1985), 11 run, 2 pass
- 13 Nat Moore (1977), 12 pass, 1 run
- 13 Larry Csonka (1979), 12 run, 1 pass

Game

- 4 Paul Warfield (12/15/73 vs. Detroit), 4 pass
- 4 Mark Ingram (11/27/94 at N.Y. Jets), 4 pass

MOST TOUCHDOWNS BY ROOKIE

Season

- 13 Ron Davenport (1985), 11 run, 2 pass
- 11 Karim Abdul-Jabbar (1996), 11 run
- 8 Andra Franklin (1981), 7 run, 1 pass
- 7 Larry Csonka (1968), 6 run, 1 pass
- 7 Troy Stradford (1987), 6 run, 1 pass

Game

- 3 Ronald Scott (10/11/87 vs. Kansas City), 3 run
- 3 Troy Stradford (12/7/87 vs. N.Y. Jets), 3 run
- 3 Sammie Smith (12/10/89 vs. New England), 3 run

MOST CONSECUTIVE GAMES SCORING TOUCHDOWN

- 6 Paul Warfield (4th through 9th in 1971)
- 6 Mark Clayton (13th through 16th in 1988 and 2nd through 3rd in 1989)

MOST FIELD GOALS

Career

- 176 Pete Stoyanovich (1989-95), 222 att.
- 165 Garo Yepremian (1970-78), 242 att.
- 101 Uwe von Schamann (1979-84), 149 att.

Season

- 31 Pete Stoyanovich (1991), 37 att.
- 30 Pete Stoyanovich (1992), 37 att.
- 28 Garo Yepremian (1971), 40 att.
- 28 Olindo Mare (1997), 36 att.
- 27 Pete Stoyanovich (1995), 34 att.

Game

- 5 Garo Yepremian (9/26/71 at Buffalo), 6 att.
- 4 11 times (last - Olindo Mare, 10/25/98 vs. New England)

MOST FIELD GOALS BY ROOKIE

Season

- 22 Fuad Reveiz (1985), 27 att.
- 21 Uwe von Schamann (1979), 29 att.
- 19 Pete Stoyanovich (1989), 26 att.
- 13 Karl Kremser (1969), 22 att.

Game

- 3 Seven times (last - Pete Stoyanovich (10/22/89 vs. Green Bay)

MOST CONSECUTIVE GAMES SCORING FIELD GOAL

- 20 Garo Yepremian (10th in 1970 through 1st in 1972)

MOST CONSECUTIVE FIELD GOALS

16 Garo Yepremian (8th through 16th in 1978)

HIGHEST FIELD GOAL PERCENTAGE**Career (minimum 50 attempts)**

79.4 Olindo Mare (1997-98), 50 of 63
 79.3 Pete Stoyanovich (1989-95), 176 of 222
 73.6 Fuad Reveiz (1985-88), 53 of 72
 68.2 Garo Yepremian (1970-78), 165 of 242
 67.8 Uwe von Schamann (1979-84), 101 of 149

Season (minimum 15 attempts)

84.0 Pete Stoyanovich (1990), 21 of 25
 83.8 Pete Stoyanovich (1991), 31 of 37
 82.6 Garo Yepremian (1978), 19 of 23
 81.5 Fuad Reveiz (1985), 22 of 27
 81.5 Olindo Mare (1998), 22 of 27

LONGEST FIELD GOALS

59 Pete Stoyanovich (11/12/89 at N.Y. Jets)
 *58 Pete Stoyanovich (1/5/91 vs. Kansas City)
 54 Garo Yepremian (10/22/72 vs. Buffalo)
 53 Garo Yepremian (9/16/73 vs. San Francisco)
 53 Garo Yepremian (12/5/76 vs. Buffalo)
 53 Uwe von Schamann (10/21/79 at New England)
 53 Pete Stoyanovich (10/28/90 at Indianapolis)
 53 Pete Stoyanovich (9/29/91 at N.Y. Jets)
 53 Pete Stoyanovich (9/27/92 at Seattle)

LONGEST FIELD GOALS BY ROOKIE

59 Pete Stoyanovich (11/12/89 at N.Y. Jets)
 53 Uwe von Schamann (10/21/79 at New England)
 51 Uwe von Schamann (11/5/79 vs. Houston)
 *51 Fuad Reveiz (1/4/86 vs. Cleveland)
 49 Fuad Reveiz (12/16/85 vs. New England)

MOST POINTS AFTER TOUCHDOWN**Career**

335 Garo Yepremian (1970-78), 351 attempts
 246 Pete Stoyanovich (1989-95), 250 attempts
 237 Uwe von Schamann (1979-84), 250 attempts

Season

66 Uwe von Schamann (1984), 70 attempts
 52 Fuad Reveiz (1986), 55 attempts
 50 Fuad Reveiz (1985), 52 attempts

Game

7 Garo Yepremian (11/12/72 vs. New England), 7 attempts
 7 Garo Yepremian (11/24/77 at St. Louis), 8 attempts
 7 Pete Stoyanovich (9/3/95 vs. N.Y. Jets), 7 attempts

MOST POINTS AFTER TOUCHDOWN BY ROOKIE**Season**

50 Fuad Reveiz (1985), 52 attempts
 38 Pete Stoyanovich (1989), 39 attempts

36 Uwe von Schamann (1979), 40 attempts

30 Jimmy Keyes (1968), 30 attempts

MOST CONSECUTIVE POINTS AFTER TOUCHDOWN

110 Garo Yepremian (7th in 1972 to 2nd in 1975)

110 Pete Stoyanovich (16th in 1992 to 16th in 1995)

HIGHEST POINT AFTER TOUCHDOWN PCT.**Career (minimum 150 attempts)**

98.4 Pete Stoyanovich (1989-95), 246 of 250
 95.3 Fuad Reveiz (1985-88), 161 of 169
 94.9 Garo Yepremian (1970-78), 335 of 353
 94.8 Uwe Von Schamann (1979-84), 237 of 250

MOST TWO-POINT CONVERSIONS**Career**

2 Irving Fryar (1993-95), 2 pass
 1 Nine times (last - Troy Drayton, 10/20/96 at Philadelphia)

Season

2 Irving Fryar (1994), 2 pass

RUSHING

MOST RUSHING YARDS**Career**

6,737 Larry Csonka (1968-74, 1979), 1,506 attempts
 3,877 Mercury Morris (1969-75), 754 attempts
 3,644 Jim Kiick (1968-74), 997 attempts
 3,543 Tony Nathan (1979-87), 732 attempts
 2,968 Karim Abdul-Jabbar (1996-98), 860 attempts

Season

1,258 Delvin Williams (1978), 4.6 per carry
 1,117 Larry Csonka (1972), 5.2 per carry
 1,116 Karim Abdul-Jabbar (1996), 3.6 per carry
 1,051 Larry Csonka (1971), 5.4 per carry
 1,003 Larry Csonka (1973), 4.6 per carry
 1,000 Mercury Morris (1972), 5.3 per carry

Game

197 Mercury Morris (9/30/73 vs. New England), 15 attempts
 172 Gary Davis (12/17/77 vs. Buffalo), 26 attempts
 169 Troy Stradford (11/22/87 at Dallas), 17 attempts
 159 Sammie Smith (9/9/90 at New England), 23 attempts
 152 Karim Abdul-Jabbar (12/22/96 at N.Y. Jets), 30 attempts

MOST RUSHING YARDS BY ROOKIE**Season**

1,116 Karim Abdul-Jabbar (1996), 3.6 per carry
 711 Andra Franklin (1981), 3.5 per carry
 659 Sammie Smith (1989), 3.3 per carry
 621 Jim Kiick (1968), 3.8 per carry
 619 Troy Stradford (1987), 4.3 per carry

Game

169 Troy Stradford (11/22/87 at Dallas), 17 attempts

- 152 Karim Abdul-Jabbar (12/22/96 at N.Y. Jets), 30 attempts
- 140 Leroy Harris (12/5/77 vs. Baltimore), 17 attempts
- 124 Karim Abdul-Jabbar (9/15/96 vs. N.Y. Jets), 23 attempts
- 123 Sammie Smith (11/7/89 vs. Indianapolis), 25 attempts

MOST RUSHING ATTEMPTS

Career

- 1,506 Larry Csonka (1968-74, 1979)
- 997 Jim Kiick (1968-74)
- 860 Karim Abdul-Jabbar (1996-98)
- 754 Mercury Morris (1969-75)
- 732 Tony Nathan (1979-87)

Season

- 307 Karim Abdul-Jabbar (1996)
- 283 Karim Abdul-Jabbar (1997)
- 272 Delvin Williams (1978)
- 270 Karim Abdul-Jabbar (1998)
- 256 Mark Higgs (1992)

Game

- **33 Larry Csonka (1/13/74 vs. Minnesota), 145 yards
- 33 Karim Abdul-Jabbar (9/20/98 vs. Pittsburgh), 108 yards
- 31 Mercury Morris (10/5/75 at Green Bay), 125 yards
- 30 Troy Stradford (12/7/87 vs. N.Y. Jets), 120 yards
- 30 Mark Higgs (9/1/91 at Buffalo), 146 yards
- 30 Bernie Parmalee (10/16/94 vs. L.A. Raiders), 150 yards
- 30 Karim Abdul-Jabbar (12/22/96 at N.Y. Jets), 152 yards

MOST RUSHING ATTEMPTS BY ROOKIE

Season

- 307 Karim Abdul-Jabbar (1996)
- 201 Andra Franklin (1981)
- 200 Sammie Smith (1989)
- 165 Jim Kiick (1968)

Game

- 30 Troy Stradford (12/7/87 vs. N.Y. Jets), 120 yards
- 30 Karim Abdul-Jabbar (12/22/96 at N.Y. Jets), 152 yards
- 29 Karim Abdul-Jabbar (11/3/96 at New England), 104 yards
- 27 Karim Abdul-Jabbar (12/16/96 vs. Buffalo), 76 yards
- 26 Larry Csonka (10/6/68 at Houston), 82 yards
- 26 Jim Kiick (10/6/68 at Houston), 104 yards
- 26 Karim Abdul-Jabbar (9/1/96 at New England), 115 yards

MOST RUSHING TOUCHDOWNS

Career

- 53 Larry Csonka (1968-74, 1979)
- 32 Karim Abdul-Jabbar (1996-98)
- 29 Mercury Morris (1969-75)

- 28 Jim Kiick (1968-74)
- 25 Don Nottingham (1973-77)

Season

- 15 Karim Abdul-Jabbar (1997)
- 12 Mercury Morris (1972)
- 12 Don Nottingham (1975)
- 12 Larry Csonka (1979)
- 11 Ron Davenport (1985)
- 11 Karim Abdul-Jabbar (1996)
- 10 Mercury Morris (1973)

Game

- 3 Jim Kiick (12/20/70 vs. Buffalo), 4,2,2
- 3 Mercury Morris (11/12/72 vs. New England), 4,4,6
- 3 Mercury Morris (9/30/73 vs. New England), 24,70,35
- *3 Larry Csonka (12/30/73 vs. Oakland), 11,2,2
- 3 Don Nottingham (11/3/74 vs. Atlanta), 1,2,1
- 3 Don Nottingham (10/5/75 at Green Bay), 11,1,11
- 3 Don Nottingham (10/26/75 at Buffalo), 1,1,1
- 3 Larry Csonka (9/23/79 vs. Chicago), 12,9,1
- 3 Larry Csonka (11/29/79 vs. New England), 1,1,1
- 3 Ronald Scott (10/11/87 vs. Kansas City), 2,4,3
- 3 Troy Stradford (12/7/87 vs. N.Y. Jets), 1,1,1
- 3 Sammie Smith (12/10/89 vs. New England), 1,7,2
- 3 Bernie Parmalee (12/25/94 vs. Detroit), 1,1,6
- 3 Karim Abdul-Jabbar (10/19/97 at Baltimore), 5,5,6
- 3 Karim Abdul-Jabbar (11/23/97 at New England), 1,1,1

MOST RUSHING TOUCHDOWNS BY ROOKIE

Season

- 11 Ron Davenport (1985)
- 11 Karim Abdul-Jabbar (1996)
- 7 Andra Franklin (1981)
- 6 Larry Csonka (1968)
- 6 Troy Stradford (1987)
- 6 Sammie Smith (1989)

Game

- 3 Ronald Scott (10/11/87 vs. Kansas City)
- 3 Troy Stradford (12/7/87 vs. N.Y. Jets)
- 3 Sammie Smith (12/10/89 vs. New England)

MOST CONSECUTIVE GAMES WITH RUSHING TOUCHDOWN

- 5 Mercury Morris (6th through 10th in 1972)
- 5 Don Nottingham (2nd through 6th in 1975)
- 5 Pete Johnson (8th through 12th in 1984)
- 5 Karim Abdul-Jabbar (10th through 14th in 1997)

HIGHEST RUSHING AVERAGE

Career (minimum 300 attempts)

- 5.1 Mercury Morris (1969-75), 754 attempts

- 4.8 Tony Nathan (1979-87), 732 attempts
- 4.5 Larry Csonka (1968-74, 1979), 1,506 attempts
- 4.4 Norm Bulaich (1975-79), 340 attempts
- 4.4 Gary Davis (1976-79), 318 attempts
- Season (minimum 100 attempts)**
- 6.4 Mercury Morris (1973), 149/954 yards
- 5.4 Larry Csonka (1971), 195/1,051 yards
- 5.3 Mercury Morris (1972), 190/1,000 yards
- 5.3 Tony Nathan (1981), 147/782 yards
- 5.2 Larry Csonka (1972), 213/1,117 yards
- Game (minimum 10 attempts)**
- 13.1 Mercury Morris (9/30/73 vs. New England) 15/197
- 12.6 Abner Haynes (9/17/67 vs. Denver), 12/151
- 12.6 Delvin Williams (11/9/80 at Los Angeles), 12/151

MOST 100-YARD RUSHING GAMES

- Career**
- 15 Larry Csonka (1968-74, 1979)
- 10 Mercury Morris (1969-75)
- 9 Karim Abdul-Jabbar (1996-98)
- 8 Benny Malone (1974-78)
- 7 Mark Higgs (1990-94)
- 6 Delvin Williams (1978-80)
- 6 Bernie Parmalee (1992-98)
- Season**
- 5 Delvin Williams (1978)
- 4 Larry Csonka (1972)
- 4 Karim Abdul-Jabbar (1996)
- 3 13 times (last - Karim Abdul-Jabbar, 1998)

MOST 100-YARD RUSHING GAMES BY ROOKIE

- Season**
- 4 Karim Abdul-Jabbar (1996)
- 3 Benny Malone (1974)
- 3 Troy Stradford (1987)
- 2 Jim Kiick (1968)
- 2 Leroy Harris (1977)

MOST CONSECUTIVE 100-YARD RUSHING GAMES

- 2 Larry Csonka (11th through 12th in 1970)
- 2 Benny Malone (7th through 8th in 1974)
- 2 Don Nottingham (2nd through 3rd in 1975)
- 2 Mercury Morris (5th through 6th in 1975)
- 2 Benny Malone (7th through 8th in 1976)
- 2 Benny Malone (4th through 5th in 1977)
- 2 Andra Franklin (5th through 6th in 1982)
- 2 Mark Higgs (1st through 2nd in 1991)
- 2 Bernie Parmalee (7th through 8th in 1994)

LONGEST RUNS FROM SCRIMMAGE

- 77t Leroy Harris (12/5/77 vs. Baltimore)
- 77t Keith Byars (11/25/93 at Dallas)
- 71t Jerris McPhail (10/27/97 vs. Chicago)
- 70t Mercury Morris (9/30/73 vs. New England)
- 70 Mercury Morris (10/15/73 at Cleveland)
- 66t Benny Malone (10/9/77 at Baltimore)

- 65t Abner Haynes (9/17/67 vs. Denver)
- 65t Gary Davis (9/17/78 vs. Buffalo)
- 65 Delvin Williams (11/9/80 at Los Angeles)
- 64 Ron Davenport (12/13/88 at Pittsburgh)
- 63 Norm Bulaich (9/10/78 at Baltimore)
- 60t Gary Davis (12/17/77 vs. Buffalo)

PASSING

MOST YARDS PASSING

- Career**
- 58,913 Dan Marino (1983-98)
- 25,092 Bob Griese (1967-80)
- 5,928 David Woodley (1980-83)
- 4,613 Don Strock (1974-87)
- 2,335 Earl Morrall (1972-76)
- Season**
- 5,084 Dan Marino (1984)
- 4,746 Dan Marino (1986)
- 4,453 Dan Marino (1994)
- 4,434 Dan Marino (1988)
- 4,137 Dan Marino (1985)
- Game**
- 521 Dan Marino (10/23/88 vs. N.Y. Jets), 35 of 60
- 473 Dan Marino (9/4/94 vs. New England), 23 of 42
- 470 Dan Marino (12/2/84 vs. L.A. Raiders), 35 of 57
- 450 Dan Marino (10/1/95 at Cincinnati), 33 of 48
- 448 Dan Marino (9/21/86 at N.Y. Jets), 30 of 50

MOST YARDS PASSING BY ROOKIE

- Season**
- 2,210 Dan Marino (1983)
- 2,005 Bob Griese (1967)
- 1,850 David Woodley (1980)
- Game**
- 322 Dan Marino (10/9/83 vs. Buffalo), 19 of 29
- 279 Dan Marino (10/30/83 vs. L.A. Rams), 25 of 38
- 270 Bob Griese (12/17/67 vs. Boston), 17 of 32
- 251 David Woodley (11/20/80 vs. San Diego), 22 of 34
- 240 Dan Marino (11/20/83 vs. Baltimore), 14 of 21

MOST PASS ATTEMPTS

- Career**
- 7,989 Dan Marino (1983-98)
- 3,429 Bob Griese (1967-80)
- 961 David Woodley (1980-83)
- 688 Don Strock (1974-87)
- 377 Rick Norton (1966-69)
- Season**
- 623 Dan Marino (1986), 378 completions
- 615 Dan Marino (1994), 385 completions
- 606 Dan Marino (1988), 354 completions
- 567 Dan Marino (1985), 335 completions
- 564 Dan Marino (1984), 362 completions
- Game**
- *64 Dan Marino (12/30/95 at Buffalo), 33 completions

- 60 Dan Marino (10/23/88 vs. N.Y. Jets), 35 completions
- 60 Dan Marino (11/23/97 at New England), 38 completions
- 57 Dan Marino (12/2/84 vs. L.A. Raiders), 35 completions
- 57 Dan Marino (12/13/98 vs. N.Y. Jets), 30 completions
- 55 Kyle Mackey (10/18/87 at N.Y. Jets), 26 completions
- 55 Dan Marino (9/24/89 vs. N.Y. Jets), 33 completions

MOST PASS ATTEMPTS BY ROOKIE

Season

- 331 Bob Griese (1967), 166 completions
- 327 David Woodley (1980), 176 completions
- 296 Dan Marino (1983), 173 completions

Game

- 42 David Woodley (10/27/80 at N.Y. Jets), 22 completions
- 41 Bob Griese (12/23/67 vs. Houston), 16 completions
- 41 David Woodley (12/20/80 vs. N.Y. Jets), 20 completions
- 39 Bob Griese (11/12/67 at San Diego), 13 completions
- 38 Dan Marino (10/30/83 vs. L.A. Rams), 25 completions

MOST PASS COMPLETIONS

Career

- 4,763 Dan Marino (1983-98)
- 1,926 Bob Griese (1967-80)
- 508 David Woodley (1980-83)
- 388 Don Strock (1974-87)
- 156 Rick Norton (1966-69)

Season

- 385 Dan Marino (1994), 615 attempts
- 378 Dan Marino (1986), 623 attempts
- 362 Dan Marino (1984), 564 attempts
- 354 Dan Marino (1988), 606 attempts
- 336 Dan Marino (1985), 567 attempts

Game

- 39 Dan Marino (11/16/86 at Buffalo), 54 attempts
- 38 Dan Marino (11/23/97 at New England), 60 attempts
- 35 Dan Marino (12/2/84 vs. L.A. Raiders), 57 attempts
- 35 Dan Marino (10/23/88 vs. N.Y. Jets), 60 attempts
- 35 Dan Marino (12/3/95 vs. Atlanta), 50 attempts

MOST PASS COMPLETIONS BY ROOKIE

Season

- 176 David Woodley (1980), 327 attempts
- 173 Dan Marino (1983), 296 attempts
- 166 Bob Griese (1967), 331 attempts

Game

- 25 Dan Marino (10/30/83 vs. L.A. Rams), 38 attempts
- 22 David Woodley (10/27/80 at N.Y. Jets), 42 attempts

- 22 David Woodley (11/20/80 vs. San Diego), 34 attempts
- 20 David Woodley (12/20/80 vs. N.Y. Jets), 41 attempts
- 19 Dan Marino (10/9/83 vs. Buffalo), 29 attempts

MOST CONSECUTIVE PASS COMPLETIONS

- 15 Dan Marino (11/8/92 at Indianapolis through 11/16/92 vs. Buffalo)
- 14 Dan Marino (11/17/96 at Houston through 11/25/96 vs. Pittsburgh)
- 13 Earl Morrall (12/1/75 vs. New England)
- 13 Dan Marino (11/10/96 vs. Indianapolis)
- *12 Don Strock (1/2/82 vs. San Diego)
- 12 Dan Marino (11/30/86 vs. Atlanta through 12/7/86 at New Orleans)

MOST TOUCHDOWN PASSES

Career

- 408 Dan Marino (1983-98)
- 192 Bob Griese (1967-80)
- 39 Don Strock (1974-87)
- 34 David Woodley (1980-83)
- 17 Earl Morrall (1972-76)

Season

- 48 Dan Marino (1984) of 362 completions
- 44 Dan Marino (1986) of 378 completions
- 30 Dan Marino (1985) of 336 completions
- 30 Dan Marino (1994) of 385 completions
- 28 Dan Marino (1988) of 354 completions

Game

- 6 Bob Griese (11/24/77 at St. Louis)
- 6 Dan Marino (9/21/86 at N.Y. Jets)
- 5 Dan Marino (9/2/84 at Washington)
- 5 Dan Marino (12/8/85 at Green Bay)
- 5 Dan Marino (12/14/86 at L.A. Rams)
- 5 Dan Marino (11/27/88 at N.Y. Jets)
- 5 Dan Marino (9/4/94 vs. New England)
- 4 19 times (last - Dan Marino, 12/21/98 vs. Denver)

MOST TOUCHDOWN PASSES BY ROOKIE

Season

- 20 Dan Marino (1983) of 173 completions
- 15 Bob Griese (1967) of 166 completions
- 14 David Woodley (1980) of 176 completions

Game

- 3 Bob Griese (12/17/67 vs. New England)
- 3 David Woodley (11/9/80 at L.A. Rams)
- 3 David Woodley (12/14/80 at Baltimore)
- 3 Dan Marino (10/9/83 vs. Buffalo)
- 3 Dan Marino (10/16/83 at N.Y. Jets)
- 3 Dan Marino (11/28/83 vs. Cincinnati)

MOST CONSECUTIVE GAMES WITH TOUCHDOWN PASS

- 30 Dan Marino (10th in 1985 through 2nd in 1987 and 6th through 10th in 1987)

MOST PASSES HAD INTERCEPTED

Career

- 235 Dan Marino (1983-98)
- 172 Bob Griese (1967-80)
- 42 David Woodley (1980-83)

- 37 Don Strock (1974-87)
- 30 Rick Norton (1966-69)

Season

- 23 Dan Marino (1986), 623 attempts
- 23 Dan Marino (1988), 606 attempts
- 22 Dan Marino (1989), 550 attempts
- 21 Dan Marino (1985), 567 attempts
- 18 Bob Griese (1967), 331 attempts
- 17 Four times (last - Dan Marino, 1994)

Game

- 5 Bob Griese (12/23/67 vs. Houston), 41 attempts
- 5 Rick Norton (11/23/69 vs. Houston), 26 attempts
- 5 David Woodley (10/25/81 at Dallas), 37 attempts
- 5 Kyle Mackey (10/18/87 at N.Y. Jets), 55 attempts
- 5 Dan Marino (10/23/88 vs. N.Y. Jets), 60 attempts

MOST PASSES HAD INTERCEPTED AS ROOKIE

Season

- 18 Bob Griese (1967), 331 attempts
- 17 David Woodley (1980), 327 attempts
- 10 George Wilson, Jr. (1966), 112 attempts

Game

- 5 Bob Griese (12/23/67 vs. Houston), 41 attempts
- 3 Bob Griese (11/6/66 vs. Buffalo), 31 attempts
- 3 David Woodley (9/28/80 vs. New Orleans), 15 attempts

MOST CONSECUTIVE GAMES WITH NO PASSES INTERCEPTED

- 4 Bob Griese (5th through 8th in 1971)
- 4 Dan Marino (4th through 7th in 1997)

MOST CONSECUTIVE PASSES WITH NONE INTERCEPTED

- 156 Dan Marino (3rd through 8th in 1997)
- 122 Bob Griese (10th through 14th in 1967)

LOWEST INTERCEPTION RATE

Career (minimum 250 attempts)

- 2.94 Dan Marino (1983-98), 235 of 7,989 attempts
- 4.37 David Woodley (1980-83), 42 of 961 attempts
- 5.02 Bob Griese (1967-80), 172 of 3,429 attempts
- 5.38 Don Strock (1974-87), 37 of 388 attempts
- 5.99 Earl Morrall (1972-76), 17 of 284 attempts

Season (minimum 150 attempts)

- 2.00 Dan Marino (1993), 3 of 150 attempts
- 2.01 Dan Marino (1997), 11 of 548 attempts
- 2.03 Dan Marino (1983), 6 of 296 attempts
- 2.07 Dan Marino (1990), 11 of 531 attempts
- 2.37 Dan Marino (1991), 13 of 549 attempts

HIGHEST COMPLETION PERCENTAGE

Career (minimum 150 completions)

- 59.6 Dan Marino (1983-98), 4,763 of 7,989 attempts
- 56.4 Don Strock (1974-87), 388 of 688 attempts
- 56.2 Bob Griese (1967-80), 1,926 of 3,429 attempts
- 53.9 Earl Morrall (1972-76), 153 of 284 attempts

Season (minimum 75 completions)

- 64.2 Dan Marino (1984), 362 of 564 attempts
- 64.1 Dan Marino (1995), 309 of 482 attempts
- 63.0 Bob Griese (1978), 148 of 235 attempts
- 62.6 Dan Marino (1994), 385 of 615 attempts
- 61.8 Bob Griese (1975), 118 of 191 attempts

Game (minimum 12 completions)

- 92.3 Bob Griese (12/18/78 vs. New England), 12 of 13 attempts
- *84.2 David Woodley (1/8/83 vs. New England), 16 of 19 attempts
- 82.4 Earl Morrall (12/1/75 vs. New England), 14 of 17 attempts
- 81.8 Don Strock (12/10/83 vs. Atlanta), 18 of 22 attempts
- 81.3 Dan Marino (12/4/88 vs. Indianapolis), 26 of 32 attempts
- 81.0 Bob Griese (10/22/67 vs. N.Y. Jets), 17 of 21 attempts

HIGHEST COMPLETION PERCENTAGE BY ROOKIE

Season (minimum 75 completions)

- 58.4 Dan Marino (1983), 173 of 296 attempts
- 53.8 David Woodley (1980), 176 of 327 attempts
- 50.2 Bob Griese (1967), 166 of 331 attempts

Game (minimum 12 completions)

- 81.0 Bob Griese (10/22/67 vs. N.Y. Jets), 17 of 21 attempts
- 72.0 David Woodley (11/16/80 vs. San Francisco), 18 of 25 attempts
- 68.8 David Woodley (11/2/80 at Oakland), 11 of 16 attempts
- 66.7 Dan Marino (11/20/83 vs. Baltimore), 14 of 21 attempts
- 65.8 Dan Marino (10/30/83 vs. L.A. Rams), 25 of 38 attempts

HIGHEST PASSER RATING

Career (minimum 250 attempts)

- 87.3 Dan Marino (1983-98)
- 77.1 Bob Griese (1967-80)
- 76.2 Earl Morrall (1972-76)
- 73.5 Don Strock (1974-87)
- 65.4 David Woodley (1980-83)

Season (minimum 150 attempts)

- 108.9 Dan Marino (1984)
- 96.0 Dan Marino (1983)
- 95.9 Dan Marino (1993)
- 92.5 Dan Marino (1986)
- 91.0 Earl Morrall (1972)

HIGHEST PASSER RATING BY ROOKIE

Season (minimum 150 attempts)

- 96.0 Dan Marino (1983)

- 63.1 David Woodley (1980)
- 61.6 Bob Griese (1967)

HIGHEST AVERAGE GAIN

Career (minimum 250 attempts)

- 8.22 Earl Morrall (1972-76), 284/2,335 yards
- 7.37 Dan Marino (1983-98), 7,989/58,913 yards
- 7.32 Bob Griese (1967-80), 3,429/25,092 yards
- 6.70 Don Strock (1974-87), 688/4,613 yards
- 6.17 David Woodley (1980-83), 961/5,928 yards

Season (minimum 150 attempts)

- 9.07 Earl Morrall (1972), 150/1,360
- 9.01 Dan Marino (1984), 564/5,084
- 8.86 Bob Griese (1975), 191/1,693
- 8.24 Bob Griese (1970), 245/2,019
- 8.12 Dan Marino (1993), 150/1,218

Game (minimum 20 attempts)

- *13.16 Dan Marino (1/6/85 vs. Pittsburgh), 32/421
- 12.52 Earl Morrall (12/15/74 vs. New England), 23/288
- 11.92 Dan Marino (9/30/84 at St. Louis), 36/429
- 11.43 Dan Marino (11/20/83 vs. Baltimore), 21/240
- 11.26 Dan Marino (9/4/94 vs. New England), 42/473

MOST 300-YARD PASSING GAMES

Career

- 60 Dan Marino (1983-98)
- 3 Bob Griese (1967-80)
- 2 David Woodley (1980-83)
- 2 Steve DeBerg (1993)
- 1 John Stofa (1966-67, 1969-70)
- 1 Don Strock (1974-87)
- 1 Scott Mitchell (1990-93)
- 1 Bernie Kosar (1994-96)

Season

- 9 Dan Marino (1984)
- 6 Dan Marino (1985)
- 6 Dan Marino (1986)
- 6 Dan Marino (1988)
- 5 Dan Marino (1989)
- 5 Dan Marino (1994)

MOST CONSECUTIVE 300-YARD PASSING GAMES

- 3 Dan Marino (14th through 16th in 1984)
- 3 Dan Marino (13th through 15th in 1988)
- 3 Dan Marino (11th through 13th in 1994)
- 3 Dan Marino (14th through 16th in 1998)

LONGEST PASS PLAYS

- 86t Bob Griese to Paul Warfield (11/14/71 vs. Pittsburgh)
- 85t Dan Marino to Mark Duper (11/20/83 vs. Baltimore)
- 85t Dan Marino to Mark Duper (11/2/86 vs. Houston)
- 80t George Wilson, Jr. to Bo Roberson (10/23/66 at Houston)
- 80t Dan Marino to Mark Duper (9/23/84 vs. Indianapolis)
- 80t Dan Marino to Ferrell Edmunds (11/27/88 at N.Y. Jets)

- 80t Dan Marino to Tony Martin (10/4/93 vs. Washington)
- 79t Bob Griese to Nat Moore (11/2/75 at Chicago)
- 78t Dan Marino to Mark Clayton (11/12/89 at N.Y. Jets)
- 77t Scott Mitchell to Mark Ingram (10/31/93 vs. Kansas City)
- **76t David Woodley to Jimmy Cefalo (1/30/83 vs. Washington)
- *75t Bob Griese to Paul Warfield (1/2/72 vs. Baltimore)

PASS RECEIVING

MOST RECEPTIONS

Career

- 550 Mark Clayton (1983-92)
- 511 Mark Duper (1982-92)
- 510 Nat Moore (1974-86)
- 383 Tony Nathan (1979-87)
- 358 O.J. McDuffie (1993-98)
- 269 Duriel Harris (1976-83, 1985)

Season

- 90 O.J. McDuffie (1998), 1,050 yards
- 86 Mark Clayton (1988), 1,129 yards
- 76 O.J. McDuffie (1997), 943 yards
- 75 Terry Kirby (1993), 874 yards
- 74 O.J. McDuffie (1996), 918 yards

Game

- 12 Jim Jensen (11/6/88 at New England), 110 yards
- *11 O.J. McDuffie (12/30/95 at Buffalo), 154 yards
- 11 O.J. McDuffie (12/13/98 vs. N.Y. Jets), 105 yards
- 10 Duriel Harris (10/28/79 vs. Green Bay), 180 yards
- 10 Tony Nathan (9/29/85 at Denver), 120 yards
- **10 Tony Nathan (1/20/85 vs. San Francisco), 83 yards
- 10 Tony Nathan (12/8/85 at Green Bay), 86 yards
- *10 Tony Nathan (1/4/86 vs. Cleveland), 101 yards
- 10 Tony Nathan (9/28/86 vs. San Francisco), 101 yards
- 10 Ron Davenport (12/7/87 vs. N.Y. Jets), 72 yards
- 10 Mark Clayton (10/23/88 vs. N.Y. Jets), 153 yards
- 10 Keith Byars (9/25/94 at Minnesota), 79 yards

MOST RECEPTIONS BY ROOKIE

Season

- 75 Terry Kirby (1993), 874 yards
- 67 Jack Clancy (1967), 868 yards
- 48 Troy Stradford (1987), 457 yards
- 44 Jim Kluck (1968), 422 yards

Game

- 9 Terry Kirby (12/19/93 vs. Buffalo), 148 yards
- 8 Jack Clancy (11/19/67 at Oakland), 114 yards

- 8 Jack Clancy (12/10/67 vs. San Diego), 96 yards
- 8 Troy Stradford (11/1/87 vs. Pittsburgh), 46 yards
- 8 Terry Kirby (12/5/93 vs. N. Y. Giants), 95 yards
- 7 Eight times (last - Terry Kirby, 12/27/93 at San Diego*)

MOST CONSECUTIVE GAMES WITH RECEPTION

- 92 Mark Clayton (6th in 1986 through 16th in 1992 - missed 13th in 1986, 1st in 1989, 1st in 1990, 10th through 14th in 1990 and 1st through 3rd in 1992)
- 62 O.J. McDuffie (3rd in 1995 through 16th in 1998 - current)
- 43 Mark Duper (16th in 1989 through 10th in 1992)
- 43 Keith Byars (1st in 1993 through 2nd in 1996 - missed 10th through 16th in 1994)

MOST RECEIVING YARDS

Career

- 8,869 Mark Duper (1982-92), 17.4 per catch
- 8,643 Mark Clayton (1983-92), 15.7 per catch
- 7,547 Nat Moore (1974-86), 14.8 per catch
- 4,534 Duriel Harris (1976-83, 1985), 16.9 per catch
- 4,415 O.J. McDuffie (1993-98), 12.3 per catch
- 3,592 Tony Nathan (1979-89), 9.4 per catch
- 3,355 Paul Warfield (1970-74), 21.5 per catch
- 3,190 Irving Fryar (1993-95), 16.0 per catch
- 3,064 Howard Twilley (1966-76), 14.5 per catch
- 2,455 Bruce Hardy (1978-89), 9.6 per catch

Season

- 1,389 Mark Clayton (1984), 73 receptions
- 1,313 Mark Duper (1986), 67 receptions
- 1,306 Mark Duper (1984), 71 receptions
- 1,270 Irving Fryar (1994), 73 receptions
- 1,150 Mark Clayton (1986), 60 receptions
- 1,129 Mark Clayton (1988), 86 receptions
- 1,085 Mark Duper (1991), 70 receptions
- 1,053 Mark Clayton (1991), 70 receptions
- 1,050 O.J. McDuffie (1998), 90 receptions
- 1,011 Mark Clayton (1989), 64 receptions
- 1,010 Irving Fryar (1993), 64 receptions
- 1,003 Mark Duper (1983), 51 receptions

Game

- 217 Mark Duper (11/10/85 vs. N.Y. Jets), 8 receptions
- 211 Irving Fryar (9/4/94 vs. New England), 5 receptions
- 210 Nat Moore (10/4/81 vs. N.Y. Jets), 7 receptions
- 202 Mark Duper (10/9/83 vs. Buffalo), 7 receptions
- 180 Duriel Harris (10/28/79 vs. Green Bay), 10 receptions

MOST RECEIVING YARDS BY ROOKIE

Season

- 874 Terry Kirby (1993), 75 receptions
- 868 Jack Clancy (1967), 67 receptions

- 605 Nat Moore (1974), 37 receptions
- 575 Ferrell Edmunds (1988), 33 receptions

Game

- 148 Terry Kirby (12/19/93 vs. Buffalo), 9 receptions
- 126 Jack Clancy (12/3/67 at Houston), 7 receptions
- 121 Mel Baker (12/15/74 vs. New England), 4 receptions
- 117 Ferrell Edmunds (11/27/88 at N.Y. Jets), 2 receptions
- 116 Duriel Harris (11/22/76 vs. Baltimore), 5 receptions
- 114 Jack Clancy (11/19/67 at Oakland), 8 receptions

MOST RECEIVING TOUCHDOWNS

Career

- 81 Mark Clayton (1983-92), 550 receptions
- 74 Nat Moore (1974-86), 510 receptions
- 59 Mark Duper (1982-92), 511 receptions
- 33 Paul Warfield (1970-74), 156 receptions
- 27 O.J. McDuffie (1993-98), 358 receptions

Season

- 18 Mark Clayton (1984), 73 receptions
- 14 Mark Clayton (1988), 86 receptions
- 12 Nat Moore (1977), 52 receptions
- 12 Mark Clayton (1991), 70 receptions
- 11 Karl Noonan (1968), 58 receptions
- 11 Paul Warfield (1971), 43 receptions
- 11 Paul Warfield (1973), 29 receptions
- 11 Mark Duper (1986), 67 receptions

Game

- 4 Paul Warfield (12/15/73 vs. Detroit), 21,7,16,4
- 4 Mark Ingram (11/27/94 at N.Y. Jets), 10,17,28,8
- 3 Paul Warfield (11/14/71 vs. Pittsburgh), 12,86,60
- 3 Nat Moore (11/24/77 at St. Louis), 4,9,28
- 3 Mark Clayton (12/17/84 vs. Dallas), 41,39,63
- 3 Mark Duper (12/20/87 at L.A. Rams), 69,5,20
- 3 Mark Duper (12/20/87 vs. Washington), 26,59,6
- 3 Irving Fryar (9/4/94 vs. New England), 54,50,35
- 3 O.J. McDuffie (11/29/98 vs. New Orleans), 22,7,9
- 3 Lamar Thomas (12/21/98 vs. Denver), 9,56,17

MOST RECEIVING TOUCHDOWNS BY ROOKIE

Season

- 5 Andre Brown (1989), 24 receptions
- 3 Jack Harper (1967), 11 receptions
- 3 Jimmy Cefalo (1978), 6 receptions
- 3 Ferrell Edmunds (1988), 33 receptions
- 3 Terry Kirby (1993), 75 receptions

MOST CONSECUTIVE GAMES WITH RECEIVING TOUCHDOWN

- 6 Paul Warfield (4th through 9th in 1971)

6 Mark Clayton (13th through 16th in 1988 and 2nd through 3rd in 1989)

HIGHEST RECEIVING AVERAGE

Career (minimum 100 receptions)

21.5 Paul Warfield (1970-74), 156 receptions
 17.4 Mark Duper (1982-92), 511 receptions
 16.9 Duriel Harris (1976-83, 1985), 269 receptions
 16.0 Irving Fryar (1993-95), 199 receptions
 15.8 Tony Martin (1990-93), 109 receptions

Season (minimum 24 receptions)

25.1 Paul Warfield (1970), 28/703 yards
 23.2 Paul Warfield (1971), 43/996 yards
 21.8 Jimmy Cefalo (1981), 29/631 yards
 20.9 Paul Warfield (1972), 29/606 yards
 20.0 Bo Roberson (1966), 26/519 yards

Game (minimum three receptions)

52.7 Paul Warfield (11/14/71 vs. Pittsburgh)
 3/158
 42.2 Irving Fryar (9/4/94 vs. New England),
 5/211
 41.3 Nat Moore (10/10/76 at Baltimore),
 3/124
 40.0 Paul Warfield (10/3/70 vs. Oakland),
 3/120
 38.0 Nat Moore (9/25/77 at San Francisco),
 3/114

HIGHEST RECEIVING AVERAGE BY ROOKIE

Season (minimum 24 receptions)

17.4 Ferrell Edmunds (1988), 33/575 yards
 17.1 Andre Brown (1989), 24/410 yards
 16.4 Nat Moore (1974), 37/605 yards

Game (minimum three receptions)

30.3 Mel Baker (12/15/74 vs. New England),
 4/121
 23.2 Duriel Harris (11/12/76 vs. Baltimore),
 5/116
 21.0 Andre Brown (10/29/89 at Buffalo),
 5/105

MOST 100-YARD RECEIVING GAMES

Career

28 Mark Duper (1982-92)
 22 Mark Clayton (1983-92)
 12 Nat Moore (1974-86)
 10 Paul Warfield (1970-74)
 10 Duriel Harris (1976-83, 1985)
 10 Irving Fryar (1993-95)

Season

8 Mark Duper (1986)
 6 Mark Clayton (1984)
 6 Irving Fryar (1994)
 5 Mark Clayton (1989)
 4 Paul Warfield (1971)
 4 Duriel Harris (1979)
 4 Mark Duper (1984)

MOST 100-YARD RECEIVING GAMES BY ROOKIE

Season

3 Jack Clancy (1967)
 2 Terry Kirby (1993)
 1 Mel Baker (1974)

1 Duriel Harris (1976)
 1 Ferrell Edmunds (1988)
 1 Andre Brown (1989)

MOST CONSECUTIVE 100-YARD RECEIVING GAMES

4 Irving Fryar (10th through 13th in 1994)
 3 Mark Clayton (14th through 16th in 1984)
 3 Mark Duper (3rd through 5th in 1986)

TOTAL YARDS FROM SCRIMMAGE

(rushing/receiving)

Career

8,859 Mark Duper (1982-92), -10/8,869
 8,751 Mark Clayton (1983-92), 108/8,643
 7,795 Nat Moore (1974-86), 248/7,547
 7,425 Larry Csonka (1968-74, 1979), 6,737/688
 7,135 Tony Nathan (1979-87), 3,543/3,592
 5,854 Jim Kiick (1968-74), 3,644/2,210
 4,567 Duriel Harris (1976-83, 1985), 33/4,534
 4,467 O.J. McDuffie (1993-98), 52/4,415

Season

1,450 Delvin Williams (1978), 1,258/192
 1,424 Mark Clayton (1984), 35/1,389
 1,318 Tony Nathan (1985), 667/651
 1,306 Mark Duper (1984), 0/1,306
 1,303 Mark Duper (1986), -10/1,313
 1,276 Lorenzo Hampton (1986), 830/446
 1,270 Irving Fryar (1994), 0/1,270
 1,264 Terry Kirby (1993), 390/874
 1,255 Karim Abdul-Jabbar (1996), 1,116/139
 1,234 Tony Nathan (1981), 782/452

Game

252 Troy Stradford (11/22/87 at Dallas),
 169/83
 217 Mark Duper (11/10/85 vs. N.Y. Jets),
 0/217

By Rookie, Season

1,264 Terry Kirby (1993), 390/874
 1,255 Karim Abdul-Jabbar (1996), 1,116/139
 1,076 Troy Stradford (1987), 619/457
 1,043 Jim Kiick (1968), 621/422
 864 Jack Clancy (1967), -4/868

COMBINED YARDAGE

(rushing/receiving/returns)

Career

9,276 Mark Clayton (1983-92), 108/8,643/525
 8,950 Nat Moore (1974-86), 248/7,547/1,155
 8,859 Mark Duper (1982-92), -10/8,869/0
 8,752 Tony Nathan (1979-87), 3,543/3,592/1,617
 7,618 O.J. McDuffie (1993-98), 52/4,415/3,151
 7,486 Mercury Morris (1969-75), 3,877/491/3,118

Season

1,655 John Avery (1998), 503/67/1,085
 1,603 Tony Nathan (1979), 68/213/1,322
 1,552 O.J. McDuffie (1995), 6/819/727
 1,518 Mark Clayton (1984), 35/1,389/94
 1,515 O.J. McDuffie (1994), 32/488/995

Game

302 Mercury Morris (11/1/70 at Baltimore)
 8-89/3-68/6-145
 *280 O.J. McDuffie (12/30/95 at Buffalo)
 1-9/11-154/6-117

- 254 Freddie Solomon (10/9/77 at Baltimore)
0-0/4-51/7-203
252 Freddie Solomon (12/5/76 vs. Buffalo)
1-59t/5-114/1-79t
252 Troy Stradford (11/22/87 at Dallas)
17-169/6-83/0-0

By Rookie, Season

- 1,655 John Avery (1998), 503/67/1,085
1,603 Tony Nathan (1979), 68/213/1,322
1,483 Mercury Morris (1969), 110/65/1,308

PUNTING

MOST PUNTS

Career

- 633 Larry Seiple (1967-77), 25,347 yards
555 Reggie Roby (1983-92), 24,035 yards
227 George Roberts (1978-80), 9,314 yards

Season

- 93 Klaus Wilmsmeyer (1998), 42.5 average
83 Tom Orosz (1981), 40.8 average
81 George Roberts (1978), 40.3 average

Game

- 10 George Wilson, Jr. (9/9/66 vs. N.Y. Jets), 483 yards
10 George Roberts (10/12/80 at New England), 445 yards
10 Klaus Wilmsmeyer (9/20/98 vs. Pittsburgh), 458 yards
9 Larry Seiple (9/18/77 at Buffalo), 325 yards

HIGHEST PUNTING AVERAGE

Career (minimum 120 punts)

- 44.2 John Kidd (1994-97), 201 punts
43.3 Reggie Roby (1983-92), 555 punts
41.0 George Roberts (1978-80), 227 punts

Season (minimum 40 punts)

- 46.3 John Kidd (1996), 78 punts
45.7 Reggie Roby (1991), 54 punts
44.7 Reggie Roby (1984), 51 punts
44.2 Reggie Roby (1986), 56 punts
43.7 Reggie Roby (1985), 59 punts

Game (minimum 4 punts)

- 58.5 Reggie Roby (9/28/86 vs. San Francisco), 4-234 yards
54.4 John Kidd (10/27/96 vs. Dallas), 5-272 yards
53.8 Reggie Roby (10/20/91 vs. Houston), 4-215 yards
52.7 Reggie Roby (9/22/91 vs. Green Bay), 7-369 yards
52.3 Reggie Roby (9/15/91 at Detroit), 4-209 yards

LONGEST PUNTS

- 77 Reggie Roby (11/29/87 at Buffalo), net 77
73 Larry Seiple (11/14/71 vs. Pittsburgh), touchback
73 Reggie Roby (9/28/86 vs. San Francisco), touchback
73 Reggie Roby (10/5/86 at New England), net 73
71 George Roberts (11/2/80 at Oakland), net 62

PUNT RETURNS

MOST PUNT RETURNS

Career

- 127 Jake Scott (1970-75)
120 O.J. McDuffie (1993-98)
79 Tom Vigorito (1981-85)
75 Scott Schwedes (1987-90)
71 Freddie Solomon (1975-77)

Season

- 41 Mark Clayton (1983), 9.6 average
36 Tom Vigorito (1981), 10.5 average
33 Jake Scott (1971), 9.6 average

Game

- 7 Mercury Morris (10/19/69 at Kansas City), 17.6 average
6 Jake Scott (11/10/74 at New Orleans), 16.5 average
6 Freddie Solomon (12/5/77 vs. Baltimore), 9.3 average
6 Tom Vigorito (11/30/81 vs. Philadelphia), 12.2 average
6 Mark Clayton (11/20/83 vs. Baltimore), 16.2 average
6 Vince Heflin (9/23/84 vs. Indianapolis), 12.7 average

MOST PUNT RETURN YARDS

Career

- 1,330 Jake Scott (1970-75)
1,065 O.J. McDuffie (1993-98)
830 Tom Vigorito (1981-85)
810 Freddie Solomon (1975-77)

Season

- 392 Mark Clayton (1983), 9.6 average
379 Tom Vigorito (1981), 10.5 average
354 Terrell Buckley (1998), 12.2 average

Game

- 123 Mercury Morris (10/19/69 at Kansas City), 7 returns
114 O.J. McDuffie (12/13/93 vs. Pittsburgh), 5 returns
106 James Pruitt (9/14/86 vs. Indianapolis), 2 returns
99 Jake Scott (11/10/74 at New Orleans), 6 returns

MOST PUNT RETURN TOUCHDOWNS

Career

- 2 Freddie Solomon (1975-77)
2 Tom Vigorito (1981-85)
2 O.J. McDuffie (1993-98)

Season

- 2 O.J. McDuffie (1993)

LONGEST PUNT RETURNS

- 87t Tom Vigorito (9/10/81 vs. Pittsburgh)
86t Tony Nathan (10/14/79 vs. Buffalo)
79t Freddie Solomon (12/5/76 vs. Buffalo)
77t Jake Scott (11/22/70 vs. Baltimore)
72t O.J. McDuffie (12/13/93 vs. Pittsburgh)
71t James Pruitt (9/14/86 vs. Indianapolis)
71t O.J. McDuffie (10/24/93 vs. Indianapolis)

HIGHEST PUNT RETURN AVERAGE**Career (minimum 50 returns)**

- 11.4 Freddie Solomon (1975-77), 71 returns
- 10.5 Jake Scott (1970-75), 127 returns
- 10.5 Tom Vigorito (1981-85), 79 returns

Season (minimum 14 returns)

- 12.3 Freddie Solomon (1975), 26 returns
- 12.2 Terrell Buckley (1998), 29 returns
- 12.1 Jake Scott (1973), 22 returns

Game (minimum 4 returns)

- 22.8 O.J. McDuffie (12/13/93 vs. Pittsburgh), 5-114 yards
- 21.5 O.J. McDuffie (10/24/93 vs. Indianapolis), 4-86 yards
- 18.8 Charlie Babb (11/23/75 vs. Baltimore), 4-75 yards
- 17.6 Mercury Morris (10/19/69 at Kansas City), 7-123 yards

MOST FAIR CATCHES**Career**

- 82 O.J. McDuffie (1993-98) of 202 punts
- 55 Jake Scott (1970-75) of 182 punts
- 30 Scott Miller (1991-94) of 83 punts
- 29 Dick Anderson (1968-77) of 74 punts

Season

- 24 O.J. McDuffie (1996) of 46 punts
- 22 O.J. McDuffie (1993) of 36 punts
- 18 Jake Scott (1971) of 51 punts
- 16 Jake Scott (1973) of 38 punts

Game

- 6 Jake Scott (12/20/70 vs. Buffalo) of 8 punts

KICKOFF RETURNS

MOST KICKOFF RETURNS**Career**

- 123 Fulton Walker (1981-85)
- 111 Mercury Morris (1969-75)
- 96 Lorenzo Hampton (1985-89)

Season

- 45 Tony Nathan (1979), 22.6 average
- 45 Lorenzo Hampton (1985), 22.7 average
- 43 Mercury Morris (1969), 26.4 average
- 43 John Avery (1998), 25.2 average

Game

- 7 Don Bessillieu (10/12/80 at New England), 20.4 average
- 7 Fulton Walker (11/8/81 at New England), 23.7 average
- 7 Joe Cribbs (12/18/88 at Pittsburgh), 21.3 average

MOST KICKOFF RETURN YARDS**Career**

- 2,947 Mercury Morris (1969-75)
- 2,944 Fulton Walker (1981-85)
- 2,086 O.J. McDuffie (1993-98)
- 2,058 Irving Spikes (1994-97)
- 2,025 Lorenzo Hampton (1985-89)

Season

- 1,136 Mercury Morris (1969), 26.4 average
- 1,085 John Avery (1998), 25.2 average
- 1,020 Lorenzo Hampton (1985), 22.7 average

Game

- 204 Gene Milton (9/21/68 vs. Oakland), long 73
- **190 Fulton Walker (1/30/83 vs. Washington), long 98t
- 185 Fulton Walker (10/12/81 at Buffalo), long 90t

MOST KICKOFF RETURN TOUCHDOWNS**Career**

- 3 Mercury Morris (1969-75)
- 1 by three players (last - Marc Logan, 10/1/89 at Houston)

Season

- 1 Six times (last - Marc Logan, 10/1/89 at Houston)

LONGEST KICKOFF RETURNS

- 105t Mercury Morris (9/14/69 at Cincinnati)
- **98t Fulton Walker (1/30/83 vs. Washington)
- 97t Marc Logan (10/1/89 at Houston)
- 96t Mercury Morris (12/6/70 vs. Boston)
- 95t Joe Auer (9/2/66 vs. Oakland)
- 95 Bobby Neff (9/14/68 vs. Houston)

HIGHEST KICKOFF RETURN AVERAGE**Career (minimum 50 returns)**

- 26.5 Mercury Morris (1969-75), 111 returns
- 25.3 Duriel Harris (1976-83, 1985), 56 returns
- 23.9 Fulton Walker (1981-85), 123 returns

Season (minimum 14 returns)

- 32.9 Duriel Harris (1976), 17 returns, 559 yards
- 29.6 Gary Davis (1977), 14 returns, 414 yards
- 29.0 Mercury Morris (1970), 28 returns, 812 yards

Game (minimum 4 returns)

- **47.5 Fulton Walker (1/30/83 vs. Washington), 4-190
- 42.8 Freddie Solomon (10/9/77 at Baltimore), 4-171
- 34.0 Gene Milton (9/21/68 vs. Oakland), 6-204

INTERCEPTIONS

MOST INTERCEPTIONS**Career**

- 35 Jake Scott (1970-75)
- 34 Dick Anderson (1968-77)
- 29 Glenn Blackwood (1979-87)
- 24 William Judson (1982-89)
- 24 Louis Oliver (1989-93, 1995-96)

Season

- 10 Dick Westmoreland (1967), 127 yards
- 8 Willie West (1966), 62 yards
- 8 Dick Anderson (1968), 230 yards
- 8 Dick Anderson (1970), 191 yards
- 8 Dick Anderson (1973), 163 yards
- 8 Jake Scott (1974), 75 yards
- 8 Terrell Buckley (1998), 157 yards
- 8 Sam Madison (1998), 114 yards

Game

- 4 Dick Anderson (12/3/73 vs. Pittsburgh), 121 yards
- 3 Willie West (10/23/66 at Houston), 49 yards

- 3 Dick Westmoreland (1/26/67 vs. Buffalo), 43 yards
- 3 Charlie Babb (9/22/75 vs. Oakland), 18 yards
- 3 Curtis Johnson (11/9/75 vs. N.Y. Jets), 25 yards
- 3 Larry Gordon (12/10/78 vs. Oakland), 35 yards
- *3 A.J. Duhe (1/23/83 vs. N.Y. Jets), 36 yards
- 3 William Judson (10/16/83 at N.Y. Jets), 23 yards
- 3 Louis Oliver (10/4/92 at Buffalo), 170 yards

MOST INTERCEPTIONS BY ROOKIE

- Season**
- 8 Dick Anderson (1968), 230 yards
 - 5 Lloyd Mumphord (1969), 102 yards
 - 5 Jake Scott (1970), 112 yards
 - 5 Don McNeal (1980), 17 yards

- Game**
- 2 Dick Anderson (11/24/68 at Boston), 109 yards
 - 2 Jake Scott (12/7/69 vs. Denver), 0 yards
 - 2 Don McNeal (10/12/80 at New England), 2 yards
 - 2 Jarvis Williams (10/9/88 at L.A. Raiders), 23 yards

MOST CONSECUTIVE GAMES WITH INTERCEPTION

- 5 Dick Westmoreland (9th through 13th in 1967)

MOST INTERCEPTION RETURN YARDS

- Career**
- 792 Dick Anderson (1968-77), 23.3 average
 - 569 Louis Oliver (1989-93, 1995-96), 23.7 average
 - 425 Jake Scott (1970-75), 12.1 average
 - 398 Glenn Blackwood (1979-87), 13.7 average
 - 378 Gerald Small (1978-83), 16.4 average

- Season**
- 230 Dick Anderson (1968), 8 for 28.8 average
 - 200 Louis Oliver (1992), 5 for 40.0 average
 - 198 Jimmy Warren (1966), 5 for 39.6 average
 - 191 Dick Anderson (1970), 8 for 23.9 average

- Game**
- 170 Louis Oliver (10/4/92 at Buffalo), 3 interceptions
 - 121 Dick Anderson (12/3/73 vs. Pittsburgh), 4 interceptions
 - 109 Dick Anderson (11/24/68 at Boston), 2 interceptions

LONGEST INTERCEPTION RETURNS

- 103t Louis Oliver (10/4/92 at Buffalo), Jim Kelly
- 96t Dick Anderson (11/24/68 at Boston), Tom Sherman
- 91t Terrell Buckley (10/13/96 at Buffalo), Jim Kelly
- 86t Dick Anderson (12/20/70 vs. Buffalo),

- Dennis Shaw
- 86t William Judson (60t), Mike Kozlowski (26, lateral), (9/9/84 vs. New England), Steve Grogan
- 76t Troy Vincent (58t), Gene Atkins (18, lateral), (12/12/94 vs. Kansas City), Steve Bono
- 70t Jimmy Warren (11/13/66 at Kansas City), Len Dawson
- 67t Troy Vincent (9/3/95 vs. N.Y. Jets), Boomer Esiason
- *62t Dick Anderson (1/2/72 vs. Baltimore), John Unitas
- 61t William Judson (9/8/85 at Houston), Warren Moon
- 61t Calvin Jackson (11/25/96 vs. Pittsburgh), Mike Tomczak
- 61 Terrell Buckley (12/13/98 vs. N.Y. Jets), Vinny Testaverde

TOUCHDOWN INTERCEPTIONS

- Career**
- 3 Dick Anderson (1968-77)
 - 3 Zach Thomas (1996-98)
 - 2 Dick Westmoreland (1966-69)
 - 2 Jimmy Warren (1966-67)
 - 2 Bill Stanfill (1969-76)
 - 2 Lloyd Mumphord (1969-74)
 - 2 Mike Kozlowski (1979-86)
 - 2 Don McNeal (1980-89)
 - 2 William Judson (1982-89)
 - 2 Louis Oliver (1989-93, 1995-96)
 - 2 Troy Vincent (1992-95)
 - 2 Terrell Buckley (1995-98)

- Season**
- 2 Bill Stanfill (1969), 15,17 yards
 - 2 Dick Anderson (1973), 27,38 yards
 - 2 Mike Kozlowski (1983), 35,38 yards
 - 2 Zach Thomas (1998), 17,1 yards

- Game**
- 2 Dick Anderson (12/3/73 vs. Pittsburgh)
 - 2 Mike Kozlowski (12/16/83 vs. N.Y. Jets)

SACKS

MOST SACKS

- Career**
- 67½ Bill Stanfill (1969-76)
 - 65½ Doug Betters (1978-87)
 - 64 Vern Den Herder (1971-81)
 - 59½ Jeff Cross (1988-95)
 - 39½ Bob Baumhower (1977-86)
 - 39½ Kim Bokamper (1977-85)

- Season**
- 18½ Bill Stanfill (1973)
 - 16 Doug Betters (1983)
 - 14 Doug Betters (1984)
 - 14 Bryan Cox (1992)
 - 12 Trace Armstrong (1996)

- Game**
- 5 Bill Stanfill (10/7/73 vs. N.Y. Jets)
 - 5 Vern Den Herder (10/21/73 vs. Buffalo)
 - 5 Bill Stanfill (11/17/74 vs. Buffalo)
 - 4 Vern Den Herder (9/22/74 at Buffalo)
 - 4 Vern Den Herder (11/11/79 vs. Baltimore)

- 4 Doug Betters (9/4/83 at Buffalo)
- 4 E.J. Junior (10/6/91 at New England)

MOST SACKS BY ROOKIE

- Season**
- 8 Bill Stanfill (1969)
 - 8 Lorenzo Bromell (1998)
 - 7 A.J. Duhe (1977)
 - 6 Marco Coleman (1992)
 - 5 Derrick Rodgers (1997)
 - 5 Jason Taylor (1997)
- Game**
- 3 A.J. Duhe (11/6/77 at N.Y. Jets)
 - 3 Marco Coleman (10/25/92 vs. Indianapolis)
 - 2 Bill Stanfill (10/26/69 vs. Buffalo)
 - 2 Bob Baumhower (11/20/77 at Cincinnati)
 - 2 A.J. Duhe (12/11/77 at New England)
 - 2 Doug Betters (10/29/78 vs. Baltimore)
 - 2 Charles Bowser (1/2/83 at Baltimore)
 - 2 John Bosa (12/17/87 vs. N.Y. Jets)
 - 2 Marco Coleman (11/1/92 at N.Y. Jets)
 - 2 Shane Burton (12/1/96 at Oakland)
 - 2 Derrick Rodgers (10/12/97 at N.Y. Jets)
 - 2 Lorenzo Bromell (9/13/98 vs. Buffalo)
 - 2 Lorenzo Bromell (11/29/98 vs. New Orleans)

FUMBLES

MOST FUMBLES

- Career**
- 101 Dan Marino (1983-98)
 - 52 Bob Griese (1967-80)
 - 34 Tony Nathan (1979-87)
 - 29 Mercury Morris (1969-75)
 - 21 Larry Csonka (1968-74, 1979)
- Season**
- 9 Bob Griese (1971)
 - 9 Tony Nathan (1980)
 - 9 Dan Marino (1985)
 - 9 Dan Marino (1986)
 - 9 Dan Marino (1994)
 - 9 Dan Marino (1998)
 - 8 Five times (last - Dan Marino, 1997)
- Game**
- 4 Craig Erickson (10/6/96 vs. Seattle)
 - 3 Rick Norton (9/9/66 vs. N.Y. Jets)
 - 3 Rick Norton (11/9/69 at Boston)
 - 3 Mercury Morris (11/15/70 vs. New Orleans)
 - 3 Tony Nathan (11/30/80 vs. San Diego)
 - 3 Scott Schwedes (12/13/87 at Philadelphia)
 - 3 Dan Marino (10/27/97 vs. Chicago)

MOST FUMBLES BY ROOKIE

- Season**
- 8 Tony Nathan (1979)
 - 7 Scott Schwedes (1987)
 - 6 Bob Griese (1967)
 - 6 Rick Norton (1966)
 - 6 Troy Stradford (1987)
- Game**
- 3 Rick Norton (9/9/66 vs. N.Y. Jets)
 - 3 Scott Schwedes (12/13/87 at Philadelphia)
 - 2 16 times (last - John Avery, 11/15/98 at Carolina)

MOST OWN FUMBLE RECOVERIES

- Career**
- 38 Dan Marino (1983-98)
 - 23 Bob Griese (1967-80)
- Season**
- 7 Dan Marino (1988)
 - 6 Bob Griese (1971)
 - 4 Rick Norton (1969)
 - 4 Dan Marino (1986)
- Game**
- 3 Rick Norton (11/9/69 at Boston)
 - 3 Craig Erickson (10/6/96 vs. Seattle)
 - 2 Nine times (last - Craig Erickson 11/2/97 at Buffalo)

MOST OPPONENT FUMBLE RECOVERIES

- Career**
- 17 Dick Anderson (1968-77)
 - 17 Bob Baumhower (1977-86)
 - 14 Vern Den Herder (1971-81)
 - 12 Larry Gordon (1976-82)
 - 11 Glenn Blackwood (1979-87)
- Season**
- 6 Dick Anderson (1972)
 - 5 Bud Brown (1985)
 - 4 Nine times (last - Louis Oliver, 1996)
- Game**
- 2 Tom Nomina (11/13/66 at Kansas City), 0 yards
 - 2 Art Powell (10/18/70 at Buffalo), 0 yards
 - 2 Jim Riley (11/7/76 vs. Buffalo), 0 yards
 - 2 Jeris White (11/28/76 at Cleveland), 0 yards
 - 2 Bob Baumhower (12/11/77 at New England), 0 yards
 - 2 Tim Foley (11/29/79 vs. New England), 2 yards
 - 2 Glenn Blackwood (10/19/80 vs. Buffalo), 0 yards
 - 2 Doug Betters (11/6/83 at San Francisco), 0 yards
 - 2 Bud Brown (9/8/85 vs. Houston), 6 yards
 - 2 Bryan Cox (10/31/93 vs. Kansas City), 1 yard

LONGEST FUMBLE RETURNS (plus all TDs)

- 68 A.J. Duhe (10/15/78 at San Diego), Dan Fouts
- 59t Trell Hooper (10/11/87 vs. Kansas City), Robert Parker
- 55t Liffort Hobley (10/11/87 vs. Kansas City), Chris Smith
- 44t Don Bessillieu (10/19/80 vs. Buffalo), Joe Cribbs
- 37t Pat Johnson (12/24/95 at St. Louis), Todd Kinchen
- 35t Dick Anderson (10/15/72 vs. San Diego), Mike Garrett
- 25t Mike Kozlowski (12/6/81 vs. New England), Sam Cunningham
- 22t Terrell Buckley (10/27/97 vs. Chicago), Ricky Proehl
- 21t Bob Baumhower (10/7/84 at Pittsburgh), Mark Malone

- 19t Liffort Hobley (10/9/88 at L.A. Raiders), Vance Mueller
- 13t Nick Buoniconti (9/30/73 vs. New England), John Tarver
- 13t Bob Baumhower (10/9/78 vs. Cincinnati), Dave Turner
- 13t Brian Sochia (12/30/90 vs. Indianapolis), Jeff George
- 10t Willie West (10/6/68 at Houston), Bob Davis
- 10t Sean Hill (9/1/96 vs. New England), Louis Oliver
- 7t Bob Brudzinski (10/27/85 at Detroit), Eric Hipple
- 4t O.J. McDuffie (10/12/97 at N.Y. Jets), Charles Jordan
- 1t Cliff Odom (10/28/90 at Indianapolis), Jack Trudeau
- 0t Chuck Klingbeil (9/22/91 vs. Green Bay), Don Majkowski
- 0t Scott Miller (9/1/96 vs. New England), Stanley Pritchett
- 0t Tim Bowens (11/30/97 at Oakland), Jeff George

TOUCHDOWN FUMBLE RETURNS

- Career**
- 2 Bob Baumhower (1977-86)
 - 2 Liffort Hobley (1987-93)

TAKEAWAYS

(interceptions/fumble recoveries)

MOST TAKEAWAYS

- Career**
- 51 Dick Anderson (1968-77), 34 INTs, 17 FRs
 - 42 Jake Scott (1970-75), 35 INTs, 7 FRs
 - 41 Glenn Blackwood (1979-87), 29 INTs, 12 FRs
 - 31 Louis Oliver (1989-93, 1995-96), 24 INTs, 7 FRs
 - 30 Curtis Johnson (1970-78), 22 INTs, 8 FRs
 - 30 Tim Foley (1970-80), 22 INTs, 8 FRs
- Season**
- 11 Dick Anderson (1970), 8 INTs, 3 FRs
 - 11 Jake Scott (1974), 8 INTs, 3 FRs
 - 10 Dick Westmoreland (1967), 10 INTs
 - 9 Dick Anderson (1968), 8 INTs, 1 FR
 - 9 Dick Anderson (1972), 3 INTs, 6 FRs
 - 9 Terrell Buckley (1998), 8 INTs, 1 FR
- Game**
- 4 Dick Anderson (12/3/73 vs. Pittsburgh), 4 INTs
 - 4 Jeris White (11/26/76 at Cleveland), 2 INTs, 2 FRs

MOST TAKEAWAYS BY ROOKIE

- Season**
- 9 Dick Anderson (1968), 8 INTs, 1 FR
 - 7 Lloyd Mumphord (1969), 5 INTs, 2 FRs
 - 7 Curtis Johnson (1970), 3 INTs, 4 FRs
 - 7 Jarvis Williams (1988), 4 INTs, 3 FRs
- Game**
- 3 Lloyd Mumphord (12/7/69 vs. Denver), 2 INTs, 1 FR

BLOCKED KICKS

MOST BLOCKED KICKS

- Career**
- 9 Curtis Johnson (1970-78), 6 FGs, 2 Punts, 1 PAT
 - 8 Lloyd Mumphord (1969-74), 7 FGs, 1 Punt
 - 5 Vern Den Herder (1971-81), 4 FGs, 1 Punt
 - 5 William Judson (1982-89), 3 FGs, 2 Punts
 - 5 Jeff Cross (1988-95), 3 FGs, 1 Punt, 1 PAT
- Season**
- 4 Wahoo McDaniel (1966), 1 FG, 3 PATs
 - 3 Frank Cornish (1970), 2 FGs, 1 PAT
 - 3 Curtis Johnson (1972), 1 FG, 2 Punts
 - 3 Shane Burton (1998), 3 FGs

MOST BLOCKED FIELD GOALS

- Career**
- 7 Lloyd Mumphord (1969-74)
 - 6 Curtis Johnson (1970-78)
 - 4 Vern Den Herder (1971-81)
 - 4 Bob Baumhower (1977-86)
- Season**
- 3 Shane Burton (1998)
 - 2 Ten times, last 1984

BLOCKED FIELD GOAL RETURNS

- 51t Lloyd Mumphord (12/6/70 vs. Boston), Gino Capelletti
- 47t Curtis Johnson (12/19/71 vs. Green Bay), Tim Webster

SHORT FIELD GOAL RETURNS

- 50 Jake Scott (12/6/70 vs. Boston), Gino Capelletti

MOST BLOCKED PUNTS

- Career**
- 3 Tim Foley (1970-80)
 - 2 Curtis Johnson (1970-78)
 - 2 William Judson (1982-89)
 - 2 Marc Logan (1989-91)
- Season**
- 2 Curtis Johnson (1972)
 - 2 Tim Foley (1973)
 - 2 Marc Logan (1991)

BLOCKED PUNT RETURNS

- 19t Mark Higgs (10/18/90 vs. New England), Brian Hansen
- 8t Tim Foley (11/11/73 vs. Baltimore), David Lee
- *5t Charlie Babb (12/24/72 vs. Cleveland), Don Cockroft
- 5t Tim Foley (11/11/73 vs. Baltimore), David Lee

MOST BLOCKED POINTS AFTER TOUCHDOWNS

- Career**
- 3 Wahoo McDaniel (1966-68)
 - 3 Doug Betterts (1978-87)

TEAM RECORDS

CHAMPIONSHIPS

SUPER BOWL:
2 1972, 1973
AMERICAN FOOTBALL CONFERENCE:
5 1971, 1972, 1973, 1982, 1984
AFC EASTERN DIVISION:
15 1971, 1972, 1973, 1974, 1975, 1977,
1978, 1979, 1981, 1982, 1983, 1984,
1985, 1992, 1994
PLAYOFF BERTHS:
18 1970, 1971, 1972, 1973, 1974, 1978,
1979, 1981, 1982, 1983, 1984, 1985,
1990, 1992, 1994, 1995, 1997, 1998

GAMES

REGULAR-SEASON RECORD: 299-193-4 (.607)
PLAYOFF RECORD: 18-16 (.529)
OVERALL RECORD: 317-209-4 (.602)
HOME REGULAR-SEASON RECORD:
172-71-3 (.705)
**PRO PLAYER STADIUM REGULAR-SEASON
RECORD:** 62-33 (.653)
HOME PLAYOFF RECORD: 14-5 (.737)
PRO PLAYER STADIUM PLAYOFF RECORD:
4-1 (.800)
HOME OVERALL RECORD: 186-76-3 (.708)
PRO PLAYER STADIUM OVERALL RECORD:
66-34 (.660)
ROAD REGULAR-SEASON RECORD:
127-122-1 (.510)
ROAD PLAYOFF RECORD: 4-1 (.267)
ROAD OVERALL RECORD: 131-133-1 (.496)
MOST WINS IN A SEASON:
17 in 1972 (14 regular season, 3 playoffs)
16 in 1984 (14 regular season, 2 playoffs)
BEST SEASON WINNING PERCENTAGE:
1.000 in 1972 (14-0 regular season, 3-0
playoffs)
FEWEST WINS IN A SEASON: 3 in 1966 and
1969
LOWEST SEASON WINNING PERCENTAGE:
.214 in 1966 (3-11)

CONSECUTIVES

MOST WINS:
18 1st in 1972 through 1st in 1973
MOST REGULAR-SEASON WINS:
16 14th in 1971 through 1st in 1973
16 12th in 1983 through 11th in 1984
MOST HOME WINS:
31 10/17/71 through 12/15/74
MOST REGULAR-SEASON HOME WINS:
27 10/17/71 through 12/15/74
MOST ROAD WINS:
9 9/17/72 through 1/14/73

MOST REGULAR-SEASON ROAD WINS:

7 9/17/72 through 12/10/72
7 12/4/83 through 11/4/84

MOST WINS IN A SERIES:

20 vs. Buffalo, 1970-79

MOST PRESEASON WINS:

11 5th in 1975 through 3rd in 1977

MOST LOSSES:

8 2nd through 9th in 1967

MOST REGULAR-SEASON LOSSES:

8 2nd through 9th in 1967

MOST HOME LOSSES:

4 12/23/67 through 9/28/68
4 10/23/88 through 12/4/88

MOST ROAD LOSSES:

10 11/13/66 through 12/3/67

MOST LOSSES IN A SERIES:

8 vs. N.Y. Jets, 1966-69

MOST PRESEASON LOSSES:

7 5th in 1988 through 2nd in 1990
5 1st through 5th in 1969

SCORING

MOST POINTS SCORED

Season 513 1984
Game 55 11/24/77 at St. Louis

FEWEST POINTS SCORED

Season 198 1982, 9 games
213 1966
Game 0 Ten times, last 1997

MOST POINTS ALLOWED

Season 407 1967
Game 58 9/18/66 at Buffalo
51 9/21/86 at N.Y. Jets
50 9/7/86 at San Diego

FEWEST POINTS ALLOWED

Season 131 1982, 9 games
150 1973, 14 games
Game 0 22 times, last 1998

MOST POINTS, BOTH TEAMS

Game 96 at N.Y. Jets 51, Miami 45, ot
(9/21/86)
81 Buffalo 47, at Miami 34
(12/19/93)
*79 San Diego 41, at Miami 38, ot
(1/2/82)
79 L.A. Raiders 45, at Miami 34
(12/2/84)
79 at Miami 41, Tampa Bay 38
(10/20/85)
78 at San Diego 50, Miami 28
(9/7/86)
*78 at Buffalo 44, Miami 34
(1/12/91)

FEWEST POINTS, BOTH TEAMS

Game 3 at New England 3, Miami 0
(12/12/82)
9 New England 6, at Miami 3
(1/20/88)
12 at Miami 9, Kansas City 3
(10/20/74)
12 Miami 12, at Buffalo 0 (9/4/83)

MOST DECISIVE WIN

Game 52 52-0 vs. New England
(11/12/72)
44 44-0 vs. Baltimore (11/11/73)
43 43-0 at N.Y. Jets (10/19/75)
42 45-3 vs. N.Y. Jets (11/24/86)
42 42-0 vs. Kansas City (10/11/87)

MOST DECISIVE LOSS

Game 45 48-3 vs. Kansas City (9/28/68)
41 41-0 at Kansas City (10/8/67)
41 41-0 at Indianapolis (12/14/97)
35 35-0 at Baltimore (11/1/70)
35 42-7 at Kansas City (10/13/91)
*35 38-3 at Denver (1/9/99)

MOST TOUCHDOWNS SCORED

Season 70 1984
Game 8 11/24/77 at St. Louis

FEWEST TOUCHDOWNS SCORED

Season 26 1966

MOST TOUCHDOWNS ALLOWED

Season 53 1967
Game 8 9/18/66 at Buffalo

FEWEST TOUCHDOWNS ALLOWED

Season 15 1973

MOST TOUCHDOWNS SCORED BY

Rushing
Season 26 1972, 1975
Game 4 Eight times, last 1989

Passing
Season 49 1984
Game 6 11/24/77 at St. Louis
6 9/21/86 at N.Y. Jets

Interception
Season 4 1966
4 1998
Game 2 12/3/73 vs. Pittsburgh
2 9/12/82 at N.Y. Jets
2 12/16/83 vs. N.Y. Jets
2 12/6/98 at Oakland

Kickoff Return 1 Eight times, last 1989

Punt Return 2 1993

Fumble Return
Season 3 1997
2 1987, 1990, 1996
Game 2 10/11/87 vs. Kansas City
2 9/1/96 vs. New England

Blocked Punt Return
Season 2 1973
Game 2 11/11/73 vs. Baltimore

FEWEST TOUCHDOWNS SCORED BY

Rushing 5 1966
Passing 12 1969

MOST TOUCHDOWNS ALLOWED BY

Rushing
Season 23 1986
Game 5 9/4/88 at Chicago

Passing
Season 31 1967
Game 5 Four times, last 1983

Interception
Season 4 1988, 1992, 1997
Game 2 12/18/88 at Pittsburgh
2 11/23/97 at New England

Kickoff Return 2 1994
1 1966, 1970, 1975, 1998

Punt Return 1 Seven times, last 1994

Fumble Return 2 1991, 1992, 1993, 1998

Blocked FG Return 1 1979, 1989

FEWEST TOUCHDOWNS ALLOWED BY

Rushing 6 1998
Passing 5 1973

MOST POINTS AFTER TOUCHDOWN SCORED

Season 66 1984
Game 7 11/12/72 vs. New England
7 11/24/77 at St. Louis
7 9/3/95 vs. N.Y. Jets

MOST POINTS AFTER TOUCHDOWN SCORED, OPPONENT

Season 47 1967
Game 7 9/18/66 at Buffalo

MOST FIELD GOALS SCORED

Season 31 1991
Game 5 9/26/71 at Buffalo

MOST FIELD GOALS SCORED, OPPONENT

Season 26 1986
Game 5 9/28/69 at Houston
5 9/25/88 at Indianapolis
*5 1/17/93 vs. Buffalo

MOST SAFETIES SCORED

Season 2 1978
Game 1 11 times, last 1996

MOST SAFETIES SCORED, OPPONENT

Season 2 Five times, last 1989
Game 1 19 times, last 1997

SCORE BY QUARTERS, DOLPHINS

1st -
21 12/20/70 vs. Buffalo
21 10/2/77 vs. Houston
2nd -
28 12/17/67 vs. Boston
24 10/23/77 vs. Seattle
24 10/29/78 vs. Baltimore
24 11/20/83 vs. Baltimore
24 10/9/88 at L.A. Raiders
24 12/1/91 vs. Tampa Bay
3rd -
21 11/3/74 vs. Atlanta
21 9/12/82 at N.Y. Jets
21 9/2/84 at Washington
21 10/11/87 vs. Kansas City
21 11/12/89 at N.Y. Jets
21 10/18/92 vs. New England
21 12/12/94 vs. Kansas City
21 9/3/95 vs. N.Y. Jets

4th - *22 12/30/95 at Buffalo
 21 9/30/73 vs. New England
 21 9/29/74 at San Diego

SCORE BY QUARTERS, OPPONENT

1st - 24 9/28/68 vs. Kansas City
 *24 1/2/82 vs. San Diego
 2nd - 31 12/14/97 at Indianapolis
 28 9/21/86 at N.Y. Jets
 3rd - 21 12/19/93 vs. Buffalo
 21 12/4/94 vs. Buffalo
 4th - 28 10/2/66 at San Diego
 28 12/15/91 at San Diego

SCORE BY QUARTERS, BOTH TEAMS

1st - 27 9/28/68 vs. Kansas City
 Kansas City 24, Miami 3
 2nd - 42 9/21/86 at N.Y. Jets
 N.Y. Jets 28, Miami 14
 35 9/3/95 vs. N.Y. Jets
 Miami 21, N.Y. Jets 14
 3rd - 29 9/4/94 vs. New England
 Miami 15, New England 14
 28 12/10/67 vs. San Diego
 Miami 14, San Diego 14
 28 12/19/93 vs. Buffalo
 Buffalo 21, Miami 7
 28 11/27/94 at N.Y. Jets
 Miami 14, N.Y. Jets 14
 4th - 35 11/17/74 vs. Buffalo
 Buffalo 21, Miami 14
 35 12/15/91 at San Diego
 San Diego 28, Miami 7

**MOST CONSECUTIVE QUARTERS HELD
 SCORELESS, DOLPHINS**

13 1973, 3rd Q in 8th through 3rd Q in 11th

**MOST CONSECUTIVE QUARTERS HELD
 SCORELESS, OPPONENT**

11 1970, 1st Q in 6th through 3rd Q in 8th

SCORE BY HALVES, DOLPHINS

1st - 35 12/17/67 vs. Boston
 31 12/20/70 vs. Buffalo
 31 12/2/85 vs. Chicago
 31 12/7/86 at New Orleans
 2nd - 31 9/22/85 vs. Kansas City
 31 12/12/94 vs. Kansas City
 31 9/3/95 vs. N.Y. Jets
 29 9/4/94 vs. New England
 29 9/25/94 at Minnesota

SCORE BY HALVES, OPPONENT

1st - 48 9/18/66 at Buffalo
 2nd - 38 10/2/66 at San Diego
 35 12/4/94 vs. Buffalo
 31 10/3/76 vs. Los Angeles

SCORE BY HALVES, BOTH TEAMS

1st - 58 9/18/66 at Buffalo
 Buffalo 48, Miami 10
 52 9/21/86 at N.Y. Jets
 N.Y. Jets 31, Miami 21
 2nd - 52 10/9/83 vs. Buffalo
 Miami 28, Buffalo 24

TIME OF POSSESSION (SINCE 1977)

HIGHEST TIME OF POSSESSION

Season 32:38 1979
 Game 43:39 12/7/87 vs. N.Y. Jets
 41:55 12/16/96 vs. Buffalo
 41:17 10/28/79 vs. Green Bay
 41:05 10/28/90 at Indianapolis
 40:56 10/9/83 vs. Buffalo (OT)

LOWEST TIME OF POSSESSION

Season 27:02 1988
 Game 14:28 9/4/88 at Chicago
 16:32 10/1/89 at Houston
 18:02 10/27/96 vs. Dallas
 19:34 11/1/92 at N.Y. Jets
 19:42 9/23/90 at N.Y. Giants

HIGHEST TIME OF POSSESSION ALLOWED

Season 32:58 1988
 Game 46:29 10/4/81 vs. N.Y. Jets (OT)
 45:32 9/4/88 at Chicago
 44:53 10/27/97 vs. Chicago (OT)
 43:28 10/1/89 at Houston
 42:28 12/9/90 vs. Philadelphia (OT)

LOWEST TIME OF POSSESSION ALLOWED

Season 27:22 1979
 Game 16:21 12/7/87 vs. N.Y. Jets
 18:05 12/16/96 vs. Buffalo
 18:43 10/28/79 vs. Green Bay
 18:55 10/28/90 at Indianapolis
 *19:14 1/16/83 vs. San Diego

FIRST DOWNS

MOST FIRST DOWNS

Season 387 1984
 Game 34 11/24/77 at St. Louis
 34 12/12/88 vs. Cleveland

FEWEST FIRST DOWNS

Season 200 1966
 Game 7 10/3/70 vs. Oakland
 7 9/23/90 at N.Y. Giants
 8 9/24/67 vs. Kansas City
 8 10/12/80 at New England

MOST FIRST DOWNS ALLOWED

Season 359 1988
 Game 39 11/27/88 at N.Y. Jets
 *34 1/2/82 vs. San Diego
 34 11/18/84 at San Diego

FEWEST FIRST DOWNS ALLOWED

Season 186 1972
 Game 4 11/11/73 vs. Baltimore
 5 9/2/79 at Buffalo
 7 9/24/72 vs. Houston
 7 10/28/90 at Indianapolis

MOST FIRST DOWNS, BOTH TEAMS

Season 701 1984
 Game *59 1/2/82 vs. San Diego
 59 10/9/83 vs. Buffalo
 59 11/27/88 at N.Y. Jets

FEWEST FIRST DOWNS, BOTH TEAMS

Season 312 1982
 Game 15 11/9/69 at Boston
 21 Three times, last 1973

MOST FIRST DOWNS BY**Rushing**

Season 170 1972
 Game 19 10/29/72 at Baltimore
 19 11/24/77 at St. Louis

Passing

Season 250 1986
 Game 26 12/12/88 vs. Cleveland
 24 9/15/85 vs. Indianapolis
 24 9/21/86 at N.Y. Jets
 24 11/16/86 at Buffalo
 24 9/24/89 vs. N.Y. Jets

Penalty

Season 31 1979, 1983
 Game 6 12/4/66 at Denver
 6 11/26/67 vs. Buffalo
 6 9/8/96 at Arizona

FEWEST FIRST DOWNS BY**Rushing**

Season 65 1967
 Game 0 10/15/67 at Boston

Passing

Season 91 1973
 Game 1 9/4/83 at Buffalo

Penalty

Season 13 1973

MOST FIRST DOWNS ALLOWED BY**Rushing**

Season 155 1988
 Game **24 1/30/83 vs. Washington
 *18 12/30/95 at Buffalo
 17 Three times, last 1988

Passing

Season 205 1993
 Game 23 11/27/88 at N.Y. Jets
 *21 1/2/82 vs. San Diego
 21 10/4/92 at Buffalo

Penalty

Season 34 1998
 Game 7 10/9/83 vs. Buffalo
 5 Eight times, last 10/18/98
 vs. St. Louis

FEWEST FIRST DOWNS ALLOWED BY**Rushing**

Season 66 1969
 Game 0 12/20/70 vs. Buffalo
 0 10/13/74 at Washington

Passing

Season 78 1973
 Game 0 12/8/68 vs. Boston
 1 11/5/79 vs. Houston
 1 12/12/82 at New England

Penalty

Season 8 1973, 1974

TOTAL NET YARDS**MOST NET YARDS GAINED**

Season 6,936 1984
 Game 584 10/23/88 vs. N.Y. Jets
 *569 1/6/85 vs. Pittsburgh
 552 9/30/84 at St. Louis
 552 10/21/84 at New England

FEWEST NET YARDS GAINED

Season 3,458 1966
 Game 88 10/12/80 at New England
 111 9/9/66 vs. N.Y. Jets
 124 9/24/67 vs. Kansas City

MOST NET YARDS ALLOWED

Season 6,050 1986
 Game 597 11/27/88 at N.Y. Jets
 593 10/3/76 vs. Los Angeles
 582 9/1/91 at Buffalo
 581 9/21/86 at N.Y. Jets
 *564 1/2/82 vs. San Diego

FEWEST NET YARDS ALLOWED

Season 3,281 1973
 Game 76 10/21/73 vs. Buffalo
 118 10/16/66 vs. Denver
 121 9/2/79 at Buffalo
 132 11/11/73 vs. Baltimore
 132 10/11/87 vs. Kansas City
 132 10/28/90 at Indianapolis

MOST NET YARDS GAINED, BOTH TEAMS

Season 12,374 1986
 Game 1,066 9/21/86 at N.Y. Jets
 *1,038 12/30/95 at Buffalo
 1,037 11/27/88 at N.Y. Jets
 *1,036 1/2/82 vs. San Diego

FEWEST NET YARDS GAINED, BOTH TEAMS

Season 4,970 1982
 Game 335 10/16/66 vs. Denver

RUSHING**MOST RUSHING YARDS**

Season 2,960 1972
 Game 315 11/11/73 vs. Baltimore
 304 12/3/72 at New England
 302 11/7/71 vs. Buffalo
 301 9/30/73 vs. New England

FEWEST RUSHING YARDS

Season 1,205 1988
 Game 14 11/19/90 vs. L.A. Raiders
 *14 1/9/99 at Denver
 23 9/24/67 vs. Kansas City
 23 11/29/87 at Buffalo
 23 12/19/93 vs. Buffalo
 25 12/11/77 at New England
 *25 12/30/79 at Pittsburgh
 **25 1/20/85 vs. San Francisco

MOST RUSHING YARDS ALLOWED

Season 2,506 1988
 Game *341 12/30/95 at Buffalo
 305 12/18/88 at Pittsburgh
 280 10/29/89 at Buffalo
 279 12/3/67 at Houston

FEWEST RUSHING YARDS ALLOWED

Season 1,430 1994
 Game 16 9/2/66 vs. Oakland
 18 10/18/92 vs. New England
 26 10/13/74 at Washington
 28 9/8/96 at Arizona
 29 11/16/80 vs. San Francisco
 29 9/1/96 vs. New England

MOST RUSHING YARDS, BOTH TEAMS

Season 4,627 1978
 Game 487 12/5/76 vs. Buffalo
 444 9/30/73 vs. New England

FEWEST RUSHING YARDS, BOTH TEAMS

Season 2,629 1982
 Game 74 11/23/98 at New England
 81 9/22/91 vs. Green Bay
 89 12/22/97 vs. New England
 94 12/21/98 vs. Denver
 96 10/25/98 vs. New England

MOST RUSHING ATTEMPTS

Season 613 1972
 Game 58 10/5/75 at Green Bay
 56 9/12/82 at N.Y. Jets
 55 11/24/77 at St. Louis

FEWEST RUSHING ATTEMPTS

Season 326 1967
 Game *8 1/8/95 at San Diego
 **9 1/20/85 vs. San Francisco
 9 9/7/86 at San Diego
 10 9/4/88 at Chicago
 10 12/2/90 at Washington

MOST RUSHING ATTEMPTS, OPPONENT

Season 557 1988
 Game *59 1/12/86 vs. New England
 54 9/4/88 at Chicago
 **52 1/30/83 vs. Washington
 *52 12/30/95 at Buffalo
 51 Five times, last 1989

FEWEST RUSHING ATTEMPTS, OPPONENT

Season 293 1982
 Game 7 9/4/94 at Green Bay
 12 10/10/70 at N.Y. Jets
 12 12/7/87 vs. N.Y. Jets
 12 10/28/90 at Indianapolis

HIGHEST RUSHING AVERAGE

Season 5.00 1971
 4.97 1973

LOWEST RUSHING AVERAGE

Season 3.13 1997
 3.33 1989

HIGHEST RUSHING AVERAGE, OPPONENT

Season 4.88 1968

LOWEST RUSHING AVERAGE, OPPONENT

Season 3.52 1979
 3.53 1969

PASSING

MOST NET YARDS PASSING

Season 5,018 1984

Game 521 10/23/88 vs. N.Y. Jets
 456 9/4/94 vs. New England
 446 9/24/89 vs. N.Y. Jets
 442 10/1/95 at Cincinnati
 *435 1/6/85 vs. Pittsburgh
 435 9/21/86 at N.Y. Jets

FEWEST NET YARDS PASSING

Season 1,582 1973
 Game 22 11/23/69 vs. Houston
 *26 12/30/73 vs. Oakland
 26 9/4/83 at Buffalo

MOST NET YARDS PASSING ALLOWED

Season 3,655 1996
 Game 449 9/21/86 at N.Y. Jets
 427 10/1/67 at N.Y. Jets
 426 10/3/76 vs. Los Angeles
 426 11/27/88 at N.Y. Jets
 418 9/4/94 vs. New England

FEWEST NET YARDS PASSING ALLOWED

Season 1,290 1973
 Game 1 10/21/73 vs. Buffalo
 11 11/5/79 vs. Houston
 13 12/12/82 at New England
 20 11/1/73 vs. Baltimore
 24 10/22/72 vs. Buffalo

MOST NET YARDS PASSING, BOTH TEAMS

Season 8,336 1986
 Game 884 9/21/86 at N.Y. Jets

FEWEST NET YARDS PASSING, BOTH TEAMS

Season 2,341 1982
 2,872 1973
 Game 72 12/12/82 at New England

MOST GROSS YARDS PASSING

Season 5,146 1984
 Game 521 10/23/88 vs. N.Y. Jets
 473 9/4/94 vs. New England
 470 12/2/84 vs. L.A. Raiders
 450 10/1/95 at Cincinnati
 448 9/21/86 at N.Y. Jets

FEWEST GROSS YARDS PASSING

Season 1,675 1973
 Game *34 12/30/73 vs. Oakland
 46 9/4/83 at Buffalo

MOST GROSS YARDS PASSING ALLOWED

Season 3,888 1996
 Game 479 9/21/86 at N.Y. Jets
 440 10/1/67 at N.Y. Jets
 436 10/3/76 vs. Los Angeles
 *433 1/2/82 vs. San Diego
 433 11/27/88 at N.Y. Jets

FEWEST GROSS YARDS PASSING ALLOWED

Season 1,604 1973
 Game 13 12/12/82 at New England
 25 11/5/79 vs. Houston
 35 12/9/73 at Baltimore
 45 10/22/72 vs. Buffalo

MOST PASS ATTEMPTS

Season 645 1986
 Game *66 12/30/95 at Buffalo
 60 10/23/88 vs. N.Y. Jets

60 11/23/97 at New England
 59 12/29/93 vs. Buffalo
 58 9/28/86 vs. San Francisco

FEWEST PASS ATTEMPTS

Season 256 1973
 Game *6 12/30/73 vs. Oakland
 **7 1/13/74 vs. Minnesota
 10 11/9/69 at Boston
 10 11/22/73 at Dallas

MOST PASS ATTEMPTS, OPPONENT

Season 577 1994
 Game 58 10/4/92 at Buffalo
 56 11/18/84 at San Diego
 55 10/9/83 vs. Buffalo
 55 12/12/94 vs. Kansas City

FEWEST PASS ATTEMPTS, OPPONENT

Season 320 1973
 Game 5 12/12/82 at New England

MOST PASS COMPLETIONS

Season 392 1986
 Game 39 11/16/86 at Buffalo
 38 11/23/97 at New England
 35 12/2/84 vs. L.A. Raiders
 35 9/28/86 vs. San Francisco
 35 10/23/88 vs. N.Y. Jets
 35 12/3/95 vs. Atlanta

FEWEST PASS COMPLETIONS

Season 133 1973
 Game 3 10/15/73 at Cleveland
 *3 12/30/73 vs. Oakland

MOST PASS COMPLETIONS, OPPONENT

Season 334 1994
 Game 38 10/9/83 vs. Buffalo
 37 11/18/84 at San Diego

FEWEST PASS COMPLETIONS, OPPONENT

Season 151 1973
 Game 2 11/9/69 at Boston
 2 12/12/82 at New England
 4 11/14/76 at Pittsburgh

INTERCEPTIONS

MOST INTERCEPTIONS

Season 32 1978, 458 yards
 Game 6 12/3/73 vs. Pittsburgh
 6 10/19/75 at N.Y. Jets
 6 9/10/78 at Baltimore
 6 11/21/82 at Buffalo
 6 10/16/83 at N.Y. Jets
 6 12/6/98 at Oakland

FEWEST INTERCEPTIONS

Season 10 1997, 92 yards
 11 1976, 144 yards

MOST INTERCEPTIONS, OPPONENT

Season 32 1966, 370 yards
 Game 6 11/13/66 at Kansas City

FEWEST INTERCEPTIONS, OPPONENT

Season 10 1971, 166 yards

MOST INTERCEPTION RETURN YARDS

Season 522 1966
 Game 218 10/4/92 at Buffalo

FEWEST INTERCEPTION RETURN YARDS

Season 92 1997
 124 1977

MOST INTERCEPTION RETURN YARDS, OPPONENT

Season 596 1969
 Game 160 11/23/97 at New England
 151 12/2/84 vs. L.A. Raiders

FEWEST INTERCEPTION RETURN YARDS, OPPONENT

Season 96 1982

PENALTIES

MOST PENALTIES

Season 111 1996, 852 yards
 Game 14 10/1/95 at Cincinnati
 14 11/3/96 at New England
 13 11/26/95 at Indianapolis
 13 10/27/97 vs. Chicago (OT)
 12 10/9/94 at Buffalo

MOST YARDS PENALIZED

Season 907 1995, on 110
 Game 143 10/1/95 at Cincinnati
 135 10/3/70 vs. Oakland
 132 10/23/88 vs. N.Y. Jets
 126 11/30/69 vs. Boston (at Tampa)
 124 10/30/83 vs. L.A. Rams

FEWEST PENALTIES

Season 48 1968, 485 yards
 Game 0 12/23/67 vs. Houston
 0 12/8/68 vs. Boston
 0 9/29/91 at N.Y. Jets
 *0 1/10/93 vs. San Diego
 0 12/21/98 vs. Denver

FEWEST YARDS PENALIZED

Season 416 1973, on 52
 Game 0 12/23/67 vs. Houston
 0 12/8/68 vs. Boston
 0 9/29/91 at N.Y. Jets
 *0 1/10/93 vs. San Diego
 0 12/21/98 vs. Denver

MOST PENALTIES, OPPONENT

Season 108 1980, 923 yards
 Game 19 12/22/85 vs. Buffalo
 17 10/18/87 at N.Y. Jets
 15 10/11/69 vs. San Diego
 15 10/9/83 vs. Buffalo

MOST YARDS PENALIZED, OPPONENT

Season 923 1980, on 108
 Game 156 9/20/69 at Oakland
 144 11/5/67 at Buffalo
 126 11/15/87 vs. Indianapolis

FEWEST PENALTIES, OPPONENT

Season 59 1967, 691 yards
 Game 1 Ten times, last 1997

FEWEST YARDS PENALIZED, OPPONENT

Season 525 1974, on 67
 Game 5 Five times, last 1986

MOST PENALTIES, BOTH TEAMS

Season 209 1996, 1,638 yards
 Game 26 12/22/85 vs. Buffalo
 23 11/10/85 vs. N.Y. Jets
 22 10/18/87 at N.Y. Jets
 22 12/1/96 at Oakland

MOST YARDS PENALIZED, BOTH TEAMS

Season 1,739 1998, on 203
 1,675 1997, on 185
 Game 230 10/3/70 vs. Oakland
 227 11/30/69 vs. Boston (at Tampa)

FEWEST PENALTIES, BOTH TEAMS

Season 112 1967, 1,181 yards
 Game 2 12/23/67 vs. Houston
 2 11/11/73 vs. Baltimore
 2 12/12/82 at New England

FEWEST YARDS PENALIZED, BOTH TEAMS

Season 1,032 1973, on 113
 Game 10 11/11/73 vs. Baltimore
 10 12/12/82 at New England
 20 12/8/68 vs. Boston

PUNTING

MOST PUNTS

Season 97 1998
 Game 10 9/9/66 vs. N.Y. Jets
 10 10/12/80 at New England
 *10 1/23/83 vs. N.Y. Jets
 10 9/20/98 vs. Pittsburgh

MOST PUNT YARDS

Season 4,064 1998, 41.9 average
 Game 483 9/9/66 vs. N.Y. Jets

FEWEST PUNTS

Season 35 1982
 Game 0 9/23/79 vs. Chicago
 0 10/12/86 vs. Buffalo
 0 12/12/88 vs. Cleveland

MOST PUNTS, OPPONENT

Season 90 1983
 Game 11 11/11/73 vs. Baltimore

MOST PUNT YARDS OPPONENT

Season 3,986 1998, 45.3 average
 Game 475 9/20/98 vs. Pittsburgh

FEWEST PUNTS, OPPONENT

Season 40 1982
 Game 0 12/17/67 vs. Boston
 0 9/21/97 at Tampa Bay
 1 12 times, last 1997

MOST PUNTS, BOTH TEAMS

Season 185 1998
 Game *20 1/23/83 vs. N.Y. Jets
 20 9/20/98 vs. Pittsburgh

FEWEST PUNTS, BOTH TEAMS

Season 75 1982
 Game 1 10/12/86 vs. Buffalo
 2 9/23/79 vs. Chicago

2 12/12/88 vs. Cleveland

HIGHEST PUNTING AVERAGE

Season 46.3 1996, 78 punts
 x-Game 58.5 9/28/86 vs. San Francisco

HIGHEST PUNTING AVERAGE, OPPONENT

Season 45.3 1998, 88 punts
 x-Game 55.5 9/28/68 vs. Kansas City

x-minimum 4 punts

PUNT RETURNS

MOST PUNT RETURNS

Season 55 1983, 581 yards
 Game 7 10/19/69 at Kansas City

MOST PUNT RETURN YARDS

Season 581 1983, 55 returns
 Game 123 10/19/69 at Kansas City
 123 12/13/93 vs. Pittsburgh

MOST PUNT RETURNS, OPPONENT

Season 45 1981, 286 yards
 Game 8 9/9/66 vs. N.Y. Jets

MOST PUNT RETURN YARDS, OPPONENT

Season 373 1975, 34 returns
 Game 115 10/12/80 at New England
 110 11/1/70 at Baltimore

KICKOFF RETURNS

MOST KICKOFF RETURNS

Season 67 1967, 1,443 yards
 Game 9 9/18/66 at Buffalo
 9 9/7/86 at San Diego

MOST KICKOFF RETURN YARDS

Season 1,507 1966, 65 returns
 Game 245 12/5/71 at New England
 229 11/13/66 at Kansas City

MOST KICKOFF RETURNS, OPPONENT

Season 70 1978, 1,459 yards
 Game 9 11/24/77 at St. Louis

MOST KICKOFF RETURN YARDS, OPPONENT

Season 1,549 1975, 65 returns
 1,549 1994, 66 returns
 Game 251 12/12/94 vs. Kansas City
 207 9/17/67 vs. Denver
 200 11/24/77 at St. Louis

SACKS

MOST SACKS

Season 49 1983, 363 yards
 45 1973, 314 yards
 45 1990, 348 yards
 45 1998, 270 yards
 Game 9-59 10/21/73 vs. Buffalo
 8-61 9/20/81 at Houston
 8-57 9/13/98 vs. Buffalo
 8-47 12/6/98 at Oakland

FEWEST SACKS

Season 16 1966, 180 yards

MOST SACKS, OPPONENT

Season	53	1969, 481 yards
	52	1968, 441 yards
Game	8-83	11/16/69 at Buffalo
	8-80	9/20/70 at Boston
	7-61	9/9/66 vs. N.Y. Jets
	7-77	10/8/67 at Kansas City

FEWEST SACKS, OPPONENT

Season	7	1988, 41 yards
	10	1989, 86 yards
	11	1982, 87 yards
	13	1973, 93 yards
	13	1987, 101 yards

MOST CONSECUTIVE GAMES WITH NO SACKS ALLOWED

19 5th through 16th in 1988 and 1st through 7th in 1989

MOST SACKS, BOTH TEAMS

Season	78	1969, 689 yards
--------	----	-----------------

FEWEST SACKS, BOTH TEAMS

Season	31	1988, 208 yards
--------	----	-----------------

FUMBLES**MOST FUMBLES**

Season	37	1986, 1987
Game	7	10/6/96 vs. Seattle
	6	11/26/89 vs. Pittsburgh
	5	14 times, last 1994

MOST FUMBLES LOST

Season	17	1987, 1992
Game	5-5	9/25/83 vs. Kansas City
	5-4	11/15/70 vs. New Orleans
	*5-4	1/12/86 vs. New England
	4-4	9/7/86 at San Diego
	5-4	10/18/90 vs. New England
	4-4	12/27/98 at Atlanta

FEWEST FUMBLES

Season	14	1976
--------	----	------

MOST FUMBLES, OPPONENT

Season	39	1983
Game	7	11/7/71 vs. Buffalo
	7	9/18/77 at Buffalo

7 10/23/83 at Baltimore

7 12/4/94 vs. Buffalo

MOST FUMBLES LOST, OPPONENT

Season	21	1971, 1978
--------	----	------------

TAKEAWAY/GIVEAWAY**BEST RATIO**

Season	+23	1978, 53 TAs, 30 GAs
	+18	1972, 46 TAs, 28 GAs
	+17	1983, 44 TAs, 27 GAs
	+12	1996, 36 TAs, 24 GAs
	+10	1968, 40 TAs, 30 GAs

WORST RATIO

Season	-18	1989, 23 TAs, 41 GAs
	-11	1969, 31 TAs, 42 GAs
	-10	1986, 31 TAs, 42 GAs
	-8	1967, 36 TAs, 44 GAs
	-7	1991, 21 TAs, 28 GAs
	-7	1993, 27 TAs, 34 GAs

MOST TAKEAWAYS

Season	53	1978, 21 FRs, 32 INTs
	46	1966, 15 FRs, 31 INTs
	46	1972, 20 FRs, 26 INTs
	45	1980, 17 FRs, 28 INTs
	44	1983, 18 FRs, 26 INTs

FEWEST TAKEAWAYS


Season	21	1991, 9 FRs, 12 INTs
	23	1989, 8 FRs, 15 INTs
	27	Five times, last 1997

MOST TAKEAWAYS, OPPONENT

Season	44	1967, 16 FRs, 28 INTs
	42	1966, 10 FRs, 32 INTs
	42	1969, 13 FRs, 29 INTs
	42	1980, 16 FRs, 26 INTs
	41	Two times, last 1989

FEWEST TAKEAWAYS, OPPONENT

Season	20	1997, 8 FRs, 12 INTs
	23	1971, 13 FRs, 10 INTs
	23	1976, 8 FRs, 15 INTs
	23	1982, 10 FRs, 13 INTs
	24	1996, 13 FRs, 11 INTs



DOLPHIN FACT

Miami's 31-0 playoff win over San Diego on January 10, 1993, at Pro Player Stadium marked the largest margin of victory by the team in a playoff game. The previous largest margin of victory in the post-season by the Dolphins was three 21-point wins as Miami came away with a 21-0 win over Baltimore on January 2, 1972 in the Orange Bowl, a 31-10 win over San Diego on January 16, 1983 in the O.B. and a 31-10 win over Seattle on December 29, 1984 in the O.B.

ALL-TIME LEADERS

(Boldface indicates active player)

RUSHING

	PLAYER	YEARS	NO.	YDS.	AVG.	LG	TD
1.	Larry Csonka	1968-74, 1979	1506	6737	4.5	54t	53
2.	Mercury Morris	1969-75	754	3877	5.1	70t	29
3.	Jim Kiick	1968-74	997	3644	3.7	56	28
4.	Tony Nathan	1979-87	732	3543	4.8	46	16
5.	Karim Abdul-Jabbar	1996-98	860	2968	3.5	45	32
6.	Mark Higgs	1990-94	702	2648	3.8	31	14
7.	Delvin Williams	1978-80	643	2632	4.1	65	13
8.	Andra Franklin	1981-84	622	2232	3.6	29	22
9.	Benny Malone	1974-78	503	2129	4.2	66t	16
10.	Bernie Parmalee	1992-98	513	1959	3.8	47t	15
11.	Lorenzo Hampton	1985-89	500	1949	3.9	54t	22
12.	Sammie Smith	1989-91	509	1787	3.5	33	15
13.	Woody Bennett	1980-88	424	1761	4.2	27	10
14.	Don Nottingham	1973-77	365	1524	4.2	56	25
15.	Norm Bulaich	1975-79	340	1498	4.4	63	17
16.	Gary Davis	1976-79	318	1389	4.4	65t	7
17.	Troy Stradford	1987-90	343	1332	3.9	51	10
18.	Ron Davenport	1985-89	274	1127	4.1	64	13
19.	Terry Kirby	1993-95	287	1037	3.6	38	9
20.	Bob Griese	1967-80	261	994	3.8	35	7
21.	Irving Spikes	1994-97	252	934	3.7	49	8
22.	Leroy Harris	1977-78	214	929	4.3	77t	6
23.	David Woodley	1980-83	173	771	4.5	29	9
24.	Joe Carter	1984-86	118	589	5.0	35	1
25.	Stan Mitchell	1966-70	173	548	3.1	30	4
26.	Joe Auer	1966-67	165	544	3.3	41	5
27.	Marc Logan	1989-91	140	523	3.7	17	2
28.	John Avery	1998	143	503	3.5	44	2
29.	Bobby Humphrey	1992	102	471	4.6	21	1
30.	Hubert Ginn	1970-75	101	415	4.1	46	3
31.	David Overstreet	1983	85	392	4.6	44	1
32.	Keith Byars	1993-96	98	377	3.8	77t	6
33.	Sam Price	1966-68	82	313	3.8	38	1
34.	Abner Haynes	1967	56	274	4.9	65t	2
35.	Cookie Gilchrist	1966	72	262	3.6	22	0
36.	Terry Robiskie	1980-81	78	250	3.2	36	2
37.	Nat Moore	1974-86	40	248	6.2	36	1
38.	Steve Howell	1979-81	68	235	3.4	23	1
39.	Billy Joe	1966	71	232	3.3	14	0
40.	Charles Leigh	1971-73	48	228	4.8	34t	1
41.	Tom Vigorito	1981-85	54	215	4.0	30t	2
	Stan Winfrey	1975-77	55	215	3.9	13	1
43.	Eddie Hill	1981-84	52	209	4.0	24	1
44.	Ronald Scott	1987	47	199	4.2	24	3
45.	Jack Harper	1967-68	41	197	4.8	37	1
46.	Freddie Solomon	1975-77	14	190	13.6	59t	1
47.	Jerris McPhail	1996-97	23	174	7.6	71t	1
48.	Paul Warfield	1970-74	16	166	10.4	39	0
49.	Larry Seiple	1967-77	16	159	9.9	34	0
	Pete Johnson	1984	68	159	2.3	9	9
51.	Jim Jensen	1981-92	26	142	5.5	23	0
52.	George Wilson	1966	27	137	5.1	37	0
53.	Rick Casares	1966	43	135	3.1	10	0
54.	Tony Paige	1990-92	49	131	2.7	11	3
55.	Earl Morrall	1972-76	23	120	5.2	31t	1
56.	Aaron Craver	1991-94	29	110	3.8	19	1

	PLAYER	YEARS	NO.	YDS.	AVG.	LG	TD
57.	Gene Milton	1968-69	9	108	12.0	34	0
	Mark Clayton	1983-92	14	108	7.7	30	0
59.	Scott Secules	1989-91	16	103	6.4	17	1
60.	Scott Mitchell	1990-93	29	99	3.4	32	0
61.	Kyle Mackey	1987	17	98	5.8	17	2
62.	Dan Marino	1983-98	295	93	0.3	15	9
63.	George Chesser	1966-67	18	77	4.3	19	0
64.	Frank Jackson	1966-67	3	70	23.3	48	0
65.	Bob Torrey	1979	13	61	4.7	17	1
66.	Clarence Bailey	1987	10	55	5.5	13	0
67.	Stanley Pritchett	1996-98	16	53	3.3	16	1
68.	O.J. McDuffie	1993-98	14	52	3.7	12	0
69.	Jim Braxton	1978	20	48	2.4	15	2
70.	Nick Giaquinto	1980-81	8	47	5.9	20	0
71.	Mark Konecny	1987	6	46	7.7	19	0
72.	John Tagliaferri	1987	13	45	3.5	7	1
73.	Lawrence Phillips	1997	18	44	2.4	8	0
74.	Bernie Kosar	1994-96	9	42	4.7	17	1
75.	Rickey Isom	1987	9	41	4.6	8	1
	Rick Norton	1966-69	19	41	2.2	13	0
77.	James Saxon	1992-94	17	36	2.1	9	0
78.	Duriel Harris	1976-83, 1985	3	33	11.0	20	0
79.	Rich Diana	1982	8	31	3.9	7	0
80.	Tom Brown	1987-89	16	29	1.8	6	0
81.	Larry Izzo	1996-98	1	26	26.0	26	0
82.	John Stofa	1966-67, 1969-70	7	24	3.4	14	1
	Craig Erickson	1996-98	15	24	1.6	12	0
84.	Joe Cribbs	1988	5	21	4.2	11	0
85.	Don Strock	1974-87	51	20	0.4	18	2
86.	Garrett Limbrick	1990	5	14	2.8	05	0
87.	Tom Orosz	1981-82	1	13	13.0	13	0
	Gary Tucker	1968	4	13	3.3	7	0
89.	Marlin Briscoe	1972-74	3	12	4.0	17	0
	Charles Jordan	1996-98	3	12	4.0	16	0
	Tony Martin	1989-93	3	12	4.0	8	0
	Ron Moore	1998	4	12	3.0	4	0
93.	Terry Anderson	1977-78	1	11	11.0	11	0
	Terry Cole	1971	3	11	3.7	4	0
	Cleveland Gary	1994	7	11	1.6	4	0
96.	Nuu Faaofa	1989	2	10	5.0	5	0
	Pete Roth	1987	3	10	3.3	9	0
98.	Jimmy Hines	1969	1	7	7.0	7	0
	Hendrick Lusk	1998	1	7	7.0	7	0
	John Kidd	1994-97	2	7	3.5	4	0
101.	Todd Doxzon	1998	2	6	3.0	3	0
	Craig Ellis	1986	3	6	2.0	2	0
	Dick Wood	1966	5	6	1.2	7	1
104.	Don Testerman	1980	1	5	5.0	5	0
	Robert Wilson	1994-96	2	5	2.5	5	0
106.	Fred Banks	1987-93	1	3	3.0	3	0
	Roosevelt Potts	1997	1	3	3.0	3	0
108.	Bruce Hardy	1978-89	1	2	2.0	2	0
	Ray Nealy	1997	1	2	2.0	2	0
110.	Jim Del Gaizo	1972, 1975	1	0	0.0	0	0
	Kim Hammond	1968	1	0	0.0	0	0
	Clayton Heath	1976	1	0	0.0	0	0
	Barry Pryor	1969-70	2	0	0.0	0	0
114.	Doug Pederson	1993	2	-1	-0.5	0	0
115.	Guy Benjamin	1978-79	1	-2	-2.0	-2	0
	Mike Michel	1977	1	-2	-2.0	-2	0
	Doug Moreau	1966-69	1	-2	-2.0	-2	0
118.	Jack Clancy	1967-69	3	-4	-1.3	2	0
	Irving Fryar	1993-95	3	-4	-1.3	2	0
	Steve DeBerg	1993	4	-4	-1.0	-1	0
121.	George Roberts	1978-80	1	-7	-7.0	-7	0

	PLAYER	YEARS	NO.	YDS.	AVG.	LG	TD
122.	Reggie Roby	1983-92	5	-8	-1.6	0	0
123.	George Mira	1971	6	-9	-1.5	0	0
124.	Mark Duper	1982-92	1	-10	-10.0	-10	0
125.	Ferrell Edmunds	1988-92	2	-11	-5.5	-4	0
126.	Karl Noonan	1966-71	2	-20	-10.0	-9	0

PASSING

	PLAYER	YEARS	ATT.	COMP.	YDS.	PCT.	TD	INT	RATE
1.	Dan Marino	1983-98	7989	4763	58913	59.6	408	235	87.3
2.	Bob Griese	1967-80	3429	1926	25092	56.2	192	172	77.1
3.	David Woodley	1980-83	961	508	5928	52.9	34	42	65.4
4.	Don Strock	1974-87	688	388	4613	56.4	39	37	73.5
5.	Earl Morrall	1972-76	284	153	2335	53.9	17	17	76.2
6.	Scott Mitchell	1990-93	241	135	1805	56.0	12	9	81.0
7.	Rick Norton	1966-69	377	156	1751	41.4	6	30	28.1
8.	Steve DeBerg	1993	188	113	1521	60.1	6	7	81.0
9.	Dick Wood	1966	230	83	989	36.1	4	14	30.5
10.	Bernie Kosar	1994-96	152	105	987	69.1	5	6	74.7
11.	Craig Erickson	1996-98	127	68	945	53.5	4	3	78.4
12.	John Stofa	1966-67	135	61	862	45.2	7	6	65.1
		1969-70							
13.	George Wilson, Jr.	1966	112	46	764	41.1	5	10	42.4
14.	Kyle Mackey	1987	109	57	604	52.3	3	5	58.8
15.	Scott Secules	1989-92	70	33	393	47.1	2	5	68.3
16.	Jim Del Gaizo	1972, 1975	9	5	165	55.6	2	1	100.5
17.	George Mira	1971	30	11	159	36.7	1	1	51.9
18.	Ron Jaworski	1987-88	14	9	123	64.3	1	0	116.1
19.	Guy Benjamin	1978-79	12	9	119	75.0	1	1	99.0
20.	Kim Hammond	1968	26	13	116	50.0	0	2	30.3
21.	Jim Jensen	1981-92	7	4	102	57.1	2	0	141.4
22.	Damon Huard	1997-98	9	6	85	66.7	0	1	57.4
23.	Marlin Briscoe	1972-74	3	3	72	1.000	0	0	118.8
24.	Larry Seiple	1967-77	3	3	69	1.000	0	0	118.8
25.	Tony Nathan	1979-87	8	4	61	50.0	1	0	115.1
26.	Mark Clayton	1983-92	2	1	48	50.0	1	0	135.4
27.	Doug Pederson	1993	8	4	41	50.0	0	0	65.1
28.	Terry Kirby	1993-95	1	1	31	100.0	1	0	158.3
29.	Jim Kiick	1968-74	2	1	25	50.0	0	0	95.8
30.	Jack Clancy	1967-69	1	1	17	1.000	0	0	118.8
31.	Eddie Hill	1981-84	1	1	14	1.000	0	0	118.8
32.	Keith Byars	1993-96	2	1	11	50.0	1	0	106.3
	Archie Roberts	1967	10	5	11	50.0	0	1	52.3
34.	Scott Stankavage	1987	7	4	8	57.1	0	1	22.6
35.	Troy Stradford	1987-90	2	1	6	50.0	0	0	56.3
36.	Delvin Williams	1978-80	3	0	0	0.0	0	0	39.6
	Bruce Hardy	1978-89	1	0	0	0.0	0	0	39.6
	Booth Lusteg	1967	1	0	0	0.0	0	0	39.6
	Tony Martin	1989-93	1	0	0	0.0	0	0	39.6
	Dan McGwire	1995	1	0	0	0.0	0	0	39.6
	Nat Moore	1978-89	1	0	0	0.0	0	0	39.6
	Freddie Solomon	1975-77	1	0	0	0.0	0	0	39.6

RECEIVING

	PLAYER	YEARS	NO.	YDS.	AVG.	LG	TD
1.	Mark Clayton	1983-92	550	8643	15.7	78t	81
2.	Mark Duper	1982-92	511	8869	17.4	85t	59
3.	Nat Moore	1974-86	510	7547	14.8	79t	74
4.	Tony Nathan	1979-87	383	3592	9.4	73	16
5.	O.J. McDuffie	1993-98	358	4415	12.3	61t	27
6.	Duriel Harris	1976-83, 1985	269	4534	16.9	64t	18
7.	Bruce Hardy	1978-89	256	2455	9.6	31	25
8.	Jim Jensen	1981-92	229	2171	9.5	31	19
9.	Jim Kiick	1968-74	221	2210	10.0	53t	3
10.	Howard Twilley	1966-76	212	3064	14.5	44	23

	PLAYER	YEARS	NO.	YDS.	AVG.	LG	TD
11.	Irving Fryar	1993-95	199	3190	16.0	67t	20
12.	Keith Byars	1993-96	166	1433	8.6	34	10
13.	Troy Stradford	1987-90	159	1373	8.6	36	2
14.	Paul Warfield	1970-74	156	3355	21.5	86t	33
15.	Terry Kirby	1993-95	155	1646	10.6	47	6
16.	Keith Jackson	1992-94	146	1880	12.9	57t	18
17.	Bernie Parmalee	1992-98	144	1306	9.1	35	3
18.	Tony Paige	1990-92	140	1115	8.0	30	6
19.	Karl Noonan	1966-71	136	1808	13.2	51t	17
20.	Lorenzo Hampton	1985-89	123	954	7.8	39t	6
21.	Jim Mandich	1970-77	121	1406	11.6	44	23
22.	Ferrell Edmunds	1988-92	117	1612	13.8	80t	10
23.	Joe Rose	1980-85	112	1493	13.3	50	13
24.	Tony Martin	1989-93	109	1722	15.8	80t	9
	Norm Bulaich	1975-79	109	751	6.9	59t	6
26.	Fred Banks	1987-93	99	1555	15.7	61	8
27.	Troy Drayton	1996-98	95	1212	12.8	51	7
28.	Dan Johnson	1983-87	94	1012	10.8	61t	16
29.	Jimmy Cefalo	1978-84	93	1739	18.7	69t	13
	Ron Davanport	1985-89	93	801	8.6	29	4
31.	Larry Csonka	1968-74, 1979	91	688	7.6	65	4
32.	Mark Ingram	1993-94	88	1213	13.8	77t	12
	Jack Clancy	1967-69	88	1157	13.1	50	3
34.	Lamar Thomas	1996-98	81	1171	14.5	56t	8
35.	Gary Davis	1976-79	74	592	8.0	34	1
36.	Doug Moreau	1966-69	73	926	12.7	43	6
	Karim Abdul-Jabbar	1996-98	73	502	6.9	36t	1
38.	Larry Seiple	1967-77	72	935	13.0	41t	7
39.	Delvin Williams	1978-80	70	574	8.2	42	1
40.	Andre Tillman	1975-78	66	757	11.5	37t	6
41.	Freddie Solomon	1975-77	61	973	16.0	58t	5
42.	Tom Vigorito	1981-85	59	439	7.4	31t	2
43.	James Pruitt	1986-88, 1990-91	58	942	16.2	37	8
44.	Marlin Briscoe	1972-74	57	858	15.1	53	7
45.	Stanley Pritchett	1996-98	55	486	8.8	74t	2
46.	Jerris McPhail	1996-97	54	544	10.1	52	1
	Bobby Humphrey	1992	54	507	9.4	26	1
48.	Fred Barnett	1996-97	53	728	13.7	66	4
49.	Oronde Gadsden	1998	48	713	14.9	50	7
	Marv Fleming	1970-74	48	523	10.9	36	4
51.	Mercury Morris	1969-75	46	491	10.7	50	1
52.	Eric Green	1995	43	499	11.6	31t	3
53.	Stan Mitchell	1966-70	42	533	12.6	48	5
54.	Joe Auer	1966-67	40	481	12.0	68t	6
55.	Woody Bennett	1980-89	39	295	7.6	27	3
56.	Gary Clark	1995	37	525	14.2	42t	2
	Mark Higgs	1990-94	37	294	7.9	21	0
58.	Charles Jordan	1996-98	36	640	17.8	44t	3
	Ed Perry	1997-98	36	300	8.3	46	1
60.	Randal Hill	1991, 1995-96	33	669	20.3	61	4
61.	Sammie Smith	1989-91	32	310	9.7	53t	1
	Aaron Craver	1991-94	32	304	9.5	28	0
	Leroy Harris	1977-78	32	240	7.5	57	0
	James Saxon	1992-94	32	192	6.0	25	0
65.	Nick Giaquinto	1980-81	31	230	7.4	25	2
66.	Greg Baty	1990-94	30	377	12.6	32	4
67.	Andre Brown	1989-90	27	459	17.0	48t	5
	Dave Kocourek	1966	27	320	11.9	43	2
69.	Bo Roberson	1966	26	519	20.0	80t	2
70.	Frank Jackson	1966-67	25	439	17.6	48	3
	Don Nottingham	1973-77	25	213	8.5	29	0
	Ronnie Lee	1979-82, 1984-89	25	167	6.7	41	3
73.	Irving Spikes	1994-97	24	185	7.7	24	2
74.	Gene Milton	1968-69	21	322	15.3	49	1
	Mike Williams	1992-95	21	292	13.9	29	0

PLAYER	YEARS	NO.	YDS.	AVG.	LG	TD
Tom Beier	1967, 1969	1	19	19.0	19	0
Mike Holmes	1976	1	11	11.0	11	0
Ricky Isom	1987	1	11	11.0	11	0
Keith Sims	1990-97	1	9	9.0	9	0
Dick Anderson	1968-77	1	8	8.0	8	0
Nuu Faaola	1989	1	8	8.0	8	0
Vern Den Herder	1971-81	1	7	7.0	7t	1
Lawrence Phillips	1997	1	6	6.0	6	0
George Farmer	1987	1	5	5.0	5	0
George Chesser	1966-67	1	4	4.0	4	0
Dewayne Dotson	1994-95, 1997	1	4	4.0	4	0
Frank Wainright	1995-98	1	2	2.0	2t	1
Ron Moore	1998	1	1	1.0	1	0
Dan Marino	1983-98	1	-6	-6.0	-6	0

SCORING

PLAYER	YEARS	TD	TDR	TDP	TDRT	FG	PAT	PTS.
1. Garo Yepremian	1970-78	0	0	0	0	165	335	830
2. Pete Stoyanovich	1989-95	0	0	0	0	176	246	774
3. Uwe von Schamann	1979-84	0	0	0	0	101	237	540
4. Mark Clayton	1983-92	82	0	81	1	0	0	492
5. Nat Moore	1974-86	75	1	74	0	0	0	450
6. Mark Duper	1982-92	59	0	59	0	0	0	354
7. Larry Csonka	1968-74, 1979	57	53	4	0	0	0	342
8. Fuad Reveiz	1985-88	0	0	0	0	53	161	320
9. Olindo Mare	1997-98	0	0	0	0	50	66	216
10. Karim Abdul-Jabbar	1996-98	33	32	1	0	0	0	198
Mercury Morris	1969-75	33	29	1	3	0	0	198
Tony Nathan	1979-87	33	16	16	1	0	0	198
Paul Warfield	1970-74	33	0	33	0	0	0	198
14. Jim Kiick	1968-74	31	28	3	0	0	0	186
15. O.J. McDuffie	1993-98	30	0	27	3	0	0	182#
16. Lorenzo Hampton	1985-89	28	22	6	0	0	0	168
17. Bruce Hardy	1978-89	25	0	25	0	0	0	150
Don Nottingham	1973-77	25	25	0	0	0	0	150
19. Norm Bulaich	1975-79	23	17	6	0	0	0	138
Andra Franklin	1981-84	23	22	1	0	0	0	138
Jim Mandich	1970-77	23	0	23	0	0	0	138
Howard Twilley	1966-76	23	0	23	0	0	0	138
23. Irving Fryar	1993-95	20	0	20	0	0	0	124##
24. Jim Jensen	1981-92	19	0	19	0	0	0	114
25. Keith Jackson	1992-94	18	0	18	0	0	0	110#
Bernie Parmalee	1992-98	18	15	3	0	0	0	110#
27. Durliel Harris	1976-83, 1985	18	0	18	0	0	0	108
28. Ron Davenport	1985-89	17	13	4	0	0	0	102
Karl Noonan	1966-71	17	0	17	0	0	0	102
30. Keith Byars	1993-96	16	6	10	0	0	0	96
Dan Johnson	1983-87	16	0	16	0	0	0	96
Benny Malone	1974-78	16	16	0	0	0	0	96
Sammie Smith	1989-91	16	15	1	0	0	0	96
34. Terry Kirby	1993-95	15	9	6	0	0	0	92#
35. Mark Higgs	1990-94	15	14	0	1	0	0	90
36. Joe Nedney	1996-97	0	0	0	0	18	35	89
37. Delvin Williams	1978-80	14	13	1	0	0	0	84
38. Woody Bennett	1980-88	13	10	3	0	0	0	78
Jimmy Cefalo	1978-84	13	0	13	0	0	0	78
Joe Rose	1980-85	13	0	13	0	0	0	78
41. Joe Auer	1966-67	12	5	6	1	0	0	72
Mark Ingram	1993-94	12	0	12	0	0	0	72
Troy Stradford	1987-90	12	10	2	0	0	0	72
44. Karl Kremser	1969-70	0	0	0	0	13	28	67
45. Gene Mingo	1966-67	0	0	0	0	11	32	65

	PLAYER	YEARS	TD	TDR	TDP	TDRT	FG	PAT	PTS.
46.	Ferrell Edmunds	1988-92	10	0	10	0	0	0	60
	Irving Spikes	1994-97	10	8	2	0	0	0	60
	David Woodley	1980-83	10	9	1	0	0	0	60
49.	Pete Johnson	1984	9	9	0	0	0	0	54
	Dan Marino	1983-98	9	9	0	0	0	0	54
	Tony Martin	1989-93	9	0	9	0	0	0	54
	Stan Mitchell	1966-70	9	4	5	0	0	0	54
	Tony Paige	1990-92	9	3	6	0	0	0	54
	James Pruitt	1986-88, 1990-91	9	0	8	1	0	0	54
	Freddie Solomon	1975-77	9	1	5	3	0	0	54
56.	Jimmy Keyes	1968-69	0	0	0	0	7	30	51
57.	Fred Banks	1987-93	8	0	8	0	0	0	48
	Gary Davis	1976-79	8	7	1	0	0	0	48
	Lamar Thomas	1996-98	8	0	8	0	0	0	48
60.	Doug Moreau	1966-69	6	0	6	0	1	6	45
61.	Troy Drayton	1996-98	7	0	7	0	0	0	44#
62.	Marlin Briscoe	1972-74	7	0	7	0	0	0	42
	Oronde Gadsden	1998	7	0	7	0	0	0	42
	Bob Griese	1967-80	7	7	0	0	0	0	42
	Larry Seiple	1966-67	7	0	7	0	0	0	42
66.	Booth Lusteg	1967	0	0	0	0	7	18	39
67.	Leroy Harris	1977-78	6	6	0	0	0	0	36
	Andre Tillman	1975-78	6	0	6	0	0	0	36
	Tommy Vigorito	1981-85	6	2	2	2	0	0	36
70.	Andre Brown	1989-90	5	0	5	0	0	0	30
71.	Dick Anderson	1968-77	4	0	0	4	0	0	24
	Fred Barnett	1996-97	4	0	4	0	0	0	24
	Greg Baty	1991-94	4	0	4	0	0	0	24
	Marv Fleming	1970-74	4	0	4	0	0	0	24
	Jack Harper	1967-68	4	1	3	0	0	0	24
	Randal Hill	1991, 1995-96	4	0	4	0	0	0	24
	Marc Logan	1989-91	4	2	0	2	0	0	24
78.	Willie Beecher	1987	0	0	0	0	3	12	21
79.	Eric Green	1995	3	0	3	0	0	0	20#
80.	John Avery	1998	3	2	1	0	0	0	18
	Terrell Buckley	1995-98	3	0	0	3	0	0	18
	Jack Clancy	1967-69	3	0	3	0	0	0	18
	Tony Franklin	1988	0	0	0	0	4	6	18
	Nick Giaquinto	1980-81	3	0	2	1	0	0	18
	Hubert Ginn	1970-75	3	3	0	0	0	0	18
	Frank Jackson	1966-67	3	0	3	0	0	0	18
	Charles Jordan	1996-98	3	0	3	0	0	0	18
	Mike Kozlowski	1979-86	3	0	0	3	0	0	18
	Ronnie Lee	1979-82, 1984-89	3	0	3	0	0	0	18
	Loaird McCreary	1976-78	3	0	3	0	0	0	18
	Lloyd Mumphord	1969-74	3	0	0	3	0	0	18
	David Overstreet	1983	3	1	2	0	0	0	18
	Stanley Pritchett	1996-98	3	1	2	0	0	0	18
	Scott Schwedes	1987-90	3	0	2	1	0	0	18
	Ronald Scott	1987	3	3	0	0	0	0	18
	Otto Stowe	1971-72	3	0	3	0	0	0	18
	Zach Thomas	1996-98	3	0	0	3	0	0	18
98.	Tim Foley	1970-80	2	0	0	2	0	0	14*
	Billy Joe	1966	2	0	2	0	0	0	14#
100.	Mei Baker	1974	2	0	2	0	0	0	12
	Charlie Baumann	1991	0	0	0	0	2	6	12
	Bob Baumhower	1977-86	2	0	0	2	0	0	12
	Jim Braxton	1978	2	2	0	0	0	0	12
	Gary Clark	1995	2	0	2	0	0	0	12
	Abner Haynes	1967	2	2	0	0	0	0	12
	Eddie Hill	1981-84	2	1	1	0	0	0	12
	Liffort Hobley	1987-93	2	0	0	2	0	0	12

PLAYER	YEARS	TD	TDR	TDP	TDRT	FG	PAT	PTS.
Bobby Humphrey	1992	2	1	1	0	0	0	12
William Judson	1982-89	2	0	0	2	0	0	12
Dave Kocourek	1966	2	0	2	0	0	0	12
Kyle Mackey	1987	2	2	0	0	0	0	12
Don McNeal	1980-89	2	0	0	2	0	0	12
Jerris McPhail	1996-97	2	1	1	0	0	0	12
Scott Miller	1991-96	2	0	1	1	0	0	12
Louis Oliver	1989-93, 1995-96	2	0	0	2	0	0	12
Sam Price	1966-68	2	1	1	0	0	0	12
Bo Roberson	1966	2	0	2	0	0	0	12
Terry Robiskie	1980-81	2	2	0	0	0	0	12
Bill Stanfill	1969-76	2	0	0	2	0	0	12
Don Strock	1974-87	2	2	0	0	0	0	12
Troy Vincent	1992-95	2	0	0	2	0	0	12
Jimmy Warren	1966-67	2	0	0	2	0	0	12
Dick Westmoreland	1966-69	2	0	0	2	0	0	12
Stan Winfrey	1975-77	2	1	1	0	0	0	12
125. Kim Bokamper	1977-85	1	0	0	1	0	0	8*
126. Don Bessillieu	1979-81	1	0	0	1	0	0	6
Glenn Blackwood	1979-87	1	0	0	1	0	0	6
Tim Bowens	1994-98	1	0	0	1	0	0	6
J.B. Brown	1989-96	1	0	0	1	0	0	6
Bob Brudzinski	1981-89	1	0	0	1	0	0	6
Nick Buoniconti	1969-76	1	0	0	1	0	0	6
Brett Carolan	1996	1	0	1	0	0	0	6
Joe Carter	1984-86	1	1	0	0	0	0	6
Rick Casares	1966	1	0	1	0	0	0	6
Aaron Craver	1991-94	1	1	0	0	0	0	6
Bill Cronin	1966	1	0	1	0	0	0	6
Vern Den Herder	1971-81	1	0	1	0	0	0	6
Leland Douglas	1987	1	0	1	0	0	0	6
Frank Emanuel	1968-69	1	0	0	1	0	0	6
Tom Erlandson	1966-67	1	0	0	1	0	0	6
Cookie Gilchrist	1966	1	0	1	0	0	0	6
Kerry Glenn	1990-92	1	0	0	1	0	0	6
Vince Heflin	1982-85	1	0	1	0	0	0	6
Sean Hill	1994-96	1	0	0	1	0	0	6
Trell Hooper	1987	1	0	0	1	0	0	6
Steve Howell	1979-81	1	1	0	0	0	0	6
Ricky Isom	1987	1	1	0	0	0	0	6
Calvin Jackson	1994-98	1	0	0	1	0	0	6
Vestee Jackson	1991-93	1	0	0	1	0	0	6
Pete Jaquess	1966-67	1	0	0	1	0	0	6
Curtis Johnson	1970-78	1	0	0	1	0	0	6
Pat Johnson	1995	1	0	0	1	0	0	6
Robert Jones	1998	1	0	0	1	0	0	6
Chuck Klingbeil	1991-95	1	0	0	1	0	0	6
Bernie Kosar	1994-96	1	1	0	0	0	0	6
Charles Leigh	1971-73	1	1	0	0	0	0	6
David Lewis	1987	1	0	1	0	0	0	6
Gene Milton	1968-69	1	0	1	0	0	0	6
Earl Morrall	1972-76	1	1	0	0	0	0	6
Cliff Odom	1990-93	1	0	0	1	0	0	6
Brett Perriman	1997	1	0	1	0	0	0	6
Ed Perry	1997-98	1	0	1	0	0	0	6
Willie Richardson	1970	1	0	1	0	0	0	6
John Roderick	1966	1	0	1	0	0	0	6
Jake Scott	1970-75	1	0	0	1	0	0	6
Scott Secules	1989-92	1	1	0	0	0	0	6
Gerald Small	1978-83	1	0	0	1	0	0	6
Willie Smith	1987	1	0	1	0	0	0	6
Brian Sochia	1986-91	1	0	0	1	0	0	6
John Stofa	1966-67, 1969-70	1	1	0	0	0	0	6

PLAYER	YEARS	TD	TDR	TDP	TDRT	FG	PAT	PTS.
John Tagliaferri	1987	1	1	0	0	0	0	6
Norris Thomas	1977-79	1	0	0	1	0	0	6
Bob Torrey	1979	1	1	0	0	0	0	6
Frank Wainright	1995-98	1	0	1	0	0	0	6
Fulton Walker	1981-84	1	0	0	1	0	0	6
Willie West	1966-68	1	0	0	1	0	0	6
Jarvis Williams	1988-93	1	0	0	1	0	0	6
Robert Wilson	1994-96	1	0	1	0	0	0	6
Dick Wood	1966	1	1	0	0	0	0	6
180. Van Tiffin	1987	0	0	0	0	0	4	4
181. Mike Charles	1983-86	0	0	0	0	0	0	2*
Aaron Craver	1991-94	0	0	0	0	0	0	2#
A.J. Duhe	1977-84	0	0	0	0	0	0	2*
Larry Gordon	1976-82	0	0	0	0	0	0	2*
Don Reese	1974-76	0	0	0	0	0	0	2*
George Wilson	1966	0	0	0	0	0	0	2#

* — safety

— two point conversion

INTERCEPTIONS

PLAYER	YEARS	NO.	YDS.	AVG.	LG	TD
1. Jake Scott	1970-75	35	425	12.1	47	0
2. Dick Anderson	1968-77	34	792	23.3	96t	3
3. Glenn Blackwood	1979-87	29	398	13.7	50	1
4. Louis Oliver	1989-93, 1995-96	24	569	23.7	103t	2
William Judson	1982-89	24	368	15.3	61t	2
6. Gerald Small	1978-83	23	378	16.4	46t	1
7. Curtis Johnson	1970-78	22	150	6.8	34	0
Tim Foley	1970-80	22	96	4.4	18	0
9. Terrell Buckley	1995-98	19	347	18.3	91t	2
10. Don McNeal	1980-89	18	163	9.1	30	2
11. J.B. Brown	1989-96	16	293	18.3	48	1
12. Dick Westmoreland	1966-69	15	236	15.7	42	1
13. Troy Vincent	1992-95	14	284	20.3	69	2
Jarvis Williams	1988-93	14	216	15.4	42	1
Lloyd Mumphord	1969-74	14	187	13.4	51	2
Lyle Blackwood	1981-86	14	175	12.5	45	0
Earnie Rhone	1975-84	14	110	7.9	16	0
18. Willie West	1966-68	13	180	13.8	32	0
Paul Lankford	1982-91	13	89	6.7	44	0
20. Charlie Babb	1972-79	12	141	11.8	36	0
21. Jimmy Warren	1966-69	11	247	22.5	70t	2
22. Sam Madison	1997-98	9	135	15.0	35	0
23. Mike Kozlowski	1979-86	8	172	21.5	38t	2
Larry Gordon	1976-82	8	121	15.1	36	0
Bob Matheson	1971-79	8	111	13.9	34	0
Nick Buoniconti	1969-76	8	89	11.1	24	0
27. Norris Thomas	1977-79	7	115	16.4	53t	1
Zach Thomas	1996-98	7	95	13.6	27	3
29. Bud Brown	1984-88	6	96	16.0	53	0
Kim Bokamper	1977-85	6	55	9.2	24t	1
John Bramlett	1977-85	6	49	8.2	22	0
32. Bob Petrella	1966-71	5	104	20.8	33	0
Neal Colzie	1979	5	86	17.2	56	0
Mike Kolen	1970-77	5	85	17.0	29	0
Liffort Hobley	1987-93	5	61	12.2	22	0
Fulton Walker	1981-84	5	61	12.2	30	0
Bob Brudzinski	1981-89	5	46	9.2	19	0
Rick Volk	1977-78	5	42	8.4	24	0
Doug Swift	1970-75	5	17	3.4	12	0
Don Bessillieu	1979-81	5	13	2.6	12	0
41. Calvin Jackson	1994-98	4	105	26.3	61t	1
Tom Erlandson	1966-67	4	68	17.0	37	1
John Offerdahl	1986-93	4	44	11.0	28	0

	PLAYER	YEARS	NO.	YDS.	AVG.	LG	TD
	Tim McKyer	1990	4	40	10.0	21	0
	Shawn Wooden	1996-98	4	25	6.3	15	0
	Gene Atkins	1994-96	4	24	6.0	18	0
	Brian Walker	1997-98	4	12	3.0	7	0
	Michael Stewart	1994-96	4	11	2.8	11	0
49.	Vestee Jackson	1991-93	3	63	21.0	30t	1
	Ed Taylor	1979-82	3	55	18.3	44	0
	Rodney Thomas	1988-90	3	52	17.3	48	0
	Frank Emanuel	1968-69	3	46	15.3	24	0
	Bryan Cox	1991-95	3	38	12.7	26	0
	Wahoo McDaniel	1966-68	3	35	11.7	20	0
	Steve Towle	1975-80	3	30	10.0	16	0
	Pete Jaquess	1966-67	3	27	9.0	27	1
	Mark Brown	1983-88	3	18	6.0	13	0
	A.J. Duhe	1977-84	3	18	6.0	11	0
	Ed Weisacosky	1968-70	3	10	3.3	7	0
	Aubrey Beavers	1994-95	3	8	2.7	8	0
61.	Donovan Rose	1986-87	2	63	31.5	36	0
	Rusty Chambers	1976-80	2	53	26.5	49	0
	Dwight Hollier	1992-98	2	47	24.5	36	0
	Ken Ellis	1976	2	40	20.0	40	0
	Bobby Harden	1990-93	2	39	19.5	22	0
	Robert Sowell	1983-85, 1987	2	36	18.0	29	0
	Bill Stanfill	1969-76	2	32	16.0	17t	2
	Kerry Glenn	1990-92	2	31	15.5	31t	1
	Henry Stuckey	1972-74	2	25	12.5	21	0
	George Teague	1997	2	25	12.5	23	0
	Tate Randle	1987	2	16	8.0	11	0
	John McGeever	1966	2	15	7.5	15	0
	Tom Beler	1967, 1969	2	14	7.0	7	0
	Robert Jones	1998	2	14	7.0	14t	1
	Jeris White	1974-76	2	4	2.0	4	0
	Tyrone Braxton	1994	2	3	1.5	3	0
	Patrick Surtain	1998	2	1	0.5	1	0
	Chris Green	1991-94	2	0	0.0	0	0
79.	Jay Brophy	1984-86	1	41	41.0	41	0
	Dean Brown	1970	1	32	32.0	32	0
	Bob Neff	1966-68	1	32	32.0	32	0
	Hugh Green	1985-91	1	28	28.0	28	0
	Earl Faison	1966	1	26	26.0	26	0
	Vern Den Herder	1971-81	1	24	24.0	24	0
	Charles Cornelius	1977-78	1	21	21.0	21	0
	Bob Bruggers	1966-68	1	20	20.0	20	0
	Ralph Ortega	1979-80	1	17	17.0	13	0
	Ted Davis	1970	1	15	15.0	15	0
	Rick Graf	1987-89	1	14	14.0	14	0
	Shawn Lee	1990-91	1	14	14.0	14	0
	Jackie Shipp	1984-88	1	7	7.0	7	0
	Craig Veasey	1993-94	1	7	7.0	7	0
	Eric Kumerow	1988-90	1	5	5.0	5	0
	Alex Moyer	1985-86	1	4	4.0	4	0
	Jack Rudolph	1966	1	3	3.0	3	0
	Chris Singleton	1993-96	1	3	3.0	3	0
	Mike Charles	1983-86	1	2	2.0	2	0
	Mike Reichenbach	1990-91	1	2	2.0	2	0
	Larry Ball	1972-74, 1977-78	1	2	2.0	2	0
	Randall Edmunds	1968-69	1	1	1.0	1	0
	Bruce Alexander	1992	1	0	0.0	0	0
	Bob Baumhower	1977-86	1	0	0.0	0	0
	Jeff Cross	1989-95	1	0	0.0	0	0
	Sean Hill	1994-96	1	0	0.0	0	0
	Mack Lamb	1967-68	1	0	0.0	0	0
	Cliff Odom	1990-93	1	0	0.0	0	0
	Muhammad Oliver	1994	1	0	0.0	0	0
	Vern Roberson	1977	1	0	0.0	0	0

PLAYER	YEARS	NO.	YDS.	AVG.	LG	TD
Bryant Salter	1976	1	0	0.0	0	0
Jerry Wilson	1996-98	1	0	0.0	0	0
Daryl Gardener	1996-98	1	-1	-1.0	-1	0

SACKS

PLAYER	YEARS	NO.	PLAYER	YEARS	NO.
1. Bill Stanfill	1969-76	67.5	Kim Bokamper	1977-85	39.5
2. Doug Betters	1978-87	65.5	7. A.J. Duhe	1977-84	38.5
3. Vern Den Herder	1971-81	64.0	8. Manny Fernandez	1968-75	35.0
4. Jeff Cross	1988-95	59.5	9. Trace Armstrong	1995-98	32.5
5. Bob Baumhower	1977-86	39.5	10. Bryan Cox	1991-95	31.5

KICKOFF RETURNS

PLAYER	YEARS	NO.	YDS.	AVG.	LG	TD
1. Mercury Morris	1969-75	111	2947	26.5	105t	3
2. Fulton Walker	1981-85	123	2944	23.9	90t	1
3. O.J. McDuffie	1993-98	91	2086	22.9	48	0
4. Irving Spikes	1994-97	89	2058	23.1	55	0
5. Lorenzo Hampton	1985-89	96	2025	21.1	46	0
6. Duriel Harris	1976-83, 1985	56	1416	25.3	69	0
7. Gary Davis	1976-79	55	1309	23.8	73	0
8. Marc Logan	1989-91	56	1171	20.9	97t	1
9. Joe Auer	1966-67	49	1139	23.2	95t	1
10. Tony Nathan	1979-87	53	1133	21.4	43	0

PUNT RETURNS

PLAYER	YEARS	NO.	FC	YDS.	AVG.	LG	TD
1. Jake Scott	1970-75	127	55	1330	10.5	77t	1
2. O.J. McDuffie	1993-98	120	82	1065	8.9	72t	2
3. Tom Vigorito	1981-85	79	21	830	10.5	87t	2
4. Freddie Solomon	1975-77	71	4	810	11.4	79t	2
5. Scott Schwedes	1987-90	75	18	732	9.8	70t	1
6. Mark Clayton	1983-92	52	13	485	9.3	60t	1
7. Tony Nathan	1979-87	51	26	484	9.5	86t	1
8. Scott Miller	1991-96	54	30	451	8.4	32	0
9. Terrell Buckley	1995-98	36	4	436	12.1	35	0
10. Charles Jordan	1996-98	31	19	320	10.3	38	0

TOP TWENTY SEASON LEADERS

RUSHING YARDS

	NAME	YEAR	YARDS
1.	Delvin Williams	1978	1258
2.	Larry Csonka	1972	1117
3.	Karim Abdul-Jabbar	1996	1116
4.	Larry Csonka	1971	1051
5.	Larry Csonka	1973	1003
6.	Mercury Morris	1972	1000
7.	Karim Abdul-Jabbar	1998	960
8.	Mercury Morris	1973	954
9.	Mark Higgs	1992	915
10.	Mark Higgs	1991	905
11.	Karim Abdul-Jabbar	1997	892
12.	Bernie Parmalee	1995	878
13.	Mercury Morris	1975	875
14.	Larry Csonka	1970	874
15.	Bernie Parmalee	1994	868
16.	Larry Csonka	1979	837
17.	Sammie Smith	1990	831

	NAME	YEAR	YARDS
18.	Lorenzo Hampton	1986	830
19.	Benny Malone	1976	797
20.	Tony Nathan	1981	782

PASSING YARDS

	NAME	YEAR	YARDS
1.	Dan Marino	1984	5084
2.	Dan Marino	1986	4746
3.	Dan Marino	1994	4453
4.	Dan Marino	1988	4434
5.	Dan Marino	1985	4137
6.	Dan Marino	1992	4116
7.	Dan Marino	1989	3997
8.	Dan Marino	1991	3970
9.	Dan Marino	1997	3780
10.	Dan Marino	1995	3668
11.	Dan Marino	1990	3563
12.	Dan Marino	1998	3497
13.	Dan Marino	1987	3245
14.	Dan Marino	1996	2795
15.	Bob Griese	1968	2473
16.	David Woodley	1981	2470
17.	Bob Griese	1977	2252
18.	Dan Marino	1983	2210
19.	Bob Griese	1979	2160
20.	Bob Griese	1976	2097

PASSING TOUCHDOWNS

	NAME	YEAR	TOUCHDOWNS
1.	Dan Marino	1984	48
2.	Dan Marino	1986	44
3.	Dan Marino	1985	30
	Dan Marino	1994	30
5.	Dan Marino	1988	28
6.	Dan Marino	1987	26
7.	Dan Marino	1991	25
8.	Dan Marino	1989	24
	Dan Marino	1992	24
	Dan Marino	1995	24
11.	Dan Marino	1998	23
12.	Bob Griese	1977	22
13.	Bob Griese	1968	21
	Dan Marino	1990	21
15.	Dan Marino	1983	20
16.	Bob Griese	1971	19
17.	Bob Griese	1973	17
	Dan Marino	1996	17
19.	Bob Griese	1974	16
	Dan Marino	1997	16

RECEPTIONS

	NAME	YEAR	RECEPTIONS
1.	O.J. McDuffie	1998	90
2.	Mark Clayton	1988	86
3.	O.J. McDuffie	1997	76
4.	Terry Kirby	1993	75
5.	O.J. McDuffie	1996	74
6.	Mark Clayton	1984	73
	Irving Fryar	1994	73
8.	Tony Nathan	1985	72
9.	Mark Duper	1984	71
10.	Mark Clayton	1985	70
	Mark Clayton	1991	70
	Mark Duper	1991	70
13.	Jack Clancy	1967	67

	NAME	YEAR	RECEPTIONS
	Mark Duper	1986	67
15.	Terry Kirby	1995	66
16.	Mark Clayton	1989	64
	Irving Fryar	1993	64
18.	Irving Fryar	1995	62
	O.J. McDuffie	1995	62
20.	Tony Nathan	1984	61
	Lorenzo Hampton	1986	61
	Jim Jensen	1989	61
	Keith Byars	1993	61

RECEIVING YARDS

	NAME	YEAR	YARDS
1.	Mark Clayton	1984	1389
2.	Mark Duper	1986	1313
3.	Mark Duper	1984	1306
4.	Irving Fryar	1994	1270
5.	Mark Clayton	1986	1150
6.	Mark Clayton	1988	1129
7.	Mark Duper	1991	1085
8.	Mark Clayton	1991	1053
9.	O.J. McDuffie	1998	1050
10.	Mark Clayton	1989	1011
11.	Irving Fryar	1993	1010
12.	Mark Duper	1983	1003
13.	Mark Clayton	1985	996
	Paul Warfield	1971	996
15.	O.J. McDuffie	1997	943
16.	O.J. McDuffie	1996	918
17.	Duriel Harris	1981	911
18.	Irving Fryar	1995	910
19.	Terry Kirby	1993	874
20.	Jack Clancy	1967	868

POINTS

	NAME	YEAR	POINTS
1.	Pete Stoyanovich	1992	124
2.	Pete Stoyanovich	1991	121
3.	Pete Stoyanovich	1995	118
4.	Garó Yepremian	1971	117
	Olindo Mare	1997	117
6.	Fuad Reveiz	1985	116
7.	Garó Yepremian	1972	115
8.	Garó Yepremian	1973	113
9.	Uwe von Schamann	1981	109
	Pete Stoyanovich	1993	109
11.	Mark Clayton	1984	108
12.	Pete Stoyanovich	1994	107
13.	Pete Stoyanovich	1990	100
14.	Uwe von Schamann	1979	99
	Uwe von Schamann	1983	99
	Olindo Mare	1998	99
17.	Garó Yepremian	1978	98
18.	Garó Yepremian	1970	97
19.	Karim Abdul-Jabbar	1997	96
20.	Pete Stoyanovich	1989	95

SACKS

	NAME	YEAR	SACKS
1.	Bill Stanfill	1973	18.5
2.	Doug Betters	1983	16.0
3.	Doug Betters	1984	14.0
4.	Bryan Cox	1992	14.0
5.	Trace Armstrong	1996	12.0
6.	Jeff Cross	1990	11.5

	NAME	YEAR	SACKS
7.	Mel Branch	1968	11.0
	Vern Den Herder	1975	11.0
9.	Vern Den Herder	1972	10.5
	Jeff Cross	1993	10.5
	Trace Armstrong	1998	10.5
12.	Bill Stanfill	1972	10.0
	Vern Den Herder	1973	10.0
	Bill Stanfill	1974	10.0
	Jeff Cross	1989	10.0
16.	Jeff Cross	1994	9.5
17.	Vern Den Herder	1978	9.0
	Vern Den Herder	1979	9.0
	Bob Baumhower	1981	9.0
	Charles Bowser	1984	9.0
	Daniel Stubbs	1996	9.0
	Jason Taylor	1998	9.0

TACKLES

	NAME	YEAR	TACKLES
1.	Steve Towle	1976	217
2.	Zach Thomas	1996	180
3.	Rusty Chambers	1979	178
4.	Earnie Rhone	1981	171
5.	Steve Towle	1975	164
6.	Nick Buoniconti	1973	162
7.	Zach Thomas	1998	160
8.	Rusty Chambers	1978	151
9.	Zach Thomas	1997	149
10.	Bryan Cox	1994	147
11.	Nick Buoniconti	1972	146
12.	Bob Baumhower	1979	146
13.	Nick Buoniconti	1970	145
14.	Bob Baumhower	1978	144
15.	Bryan Cox	1995	142
16.	Steve Towle	1977	138
17.	Steve Towle	1979	137
18.	Bob Baumhower	1980	135
	John Offerdahl	1986	135
20.	Bob Baumhower	1977	131

DOLPHINS OUTSTANDING PERFORMANCES

300-PLUS PASSING YARDS

PLAYER	DATE	OPPONENT	ATT.	COMP.	YDS.	TD	INT.	LG
Dan Marino	10/23/88	N.Y. JETS	60	35	521	3	5	56
Dan Marino	9/4/94	NEW ENGLAND	42	23	473	5	1	64t
Dan Marino	12/2/84	L.A. RAIDERS	57	35	470	4	2	64
Dan Marino	10/1/95	at Cincinnati	48	33	450	2	1	58
Dan Marino	9/21/86	at N.Y. Jets	50	30	448	6	2	46t
Dan Marino	9/25/94	at Minnesota	54	29	431	3	3	43
Dan Marino	9/30/84	at St. Louis	36	24	429	3	0	51
Dan Marino	9/24/89	N.Y. JETS	55	33	427	3	2	43t
Dan Marino	11/4/84	at N.Y. Jets	42	23	422	2	2	54
* Dan Marino	12/30/95	at Buffalo	64	33	422	2	3	45t
* Dan Marino	1/6/85	PITTSBURGH	32	21	421	4	1	41
David Woodley	10/25/81	at Dallas	37	21	408	3	5	69t
Dan Marino	12/9/84	at Indianapolis	41	29	404	4	1	42

PLAYER	DATE	OPPONENT	ATT.	COMP.	YDS.	TD	INT.	LG
Dan Marino	11/16/86	at Buffalo	54	39	404	4	0	39
Dan Marino	12/12/88	CLEVELAND	50	30	404	4	3	46
* Don Strock	1/2/82	SAN DIEGO	43	29	403	4	1	50t
Dan Marino	12/14/86	at L.A. Rams	46	29	403	5	1	69t
Dan Marino	12/20/87	WASHINGTON	50	22	393	3	1	59t
Dan Marino	9/29/85	at Denver	43	25	390	3	0	73
Dan Marino	11/23/97	at New England	60	38	389	0	3	27
Dan Marino	12/13/87	at Philadelphia	39	25	376	3	1	54
Dan Marino	10/12/97	at N.Y. Jets	38	27	372	2	0	36t
Bernie Kosar	10/15/95	at New Orleans	42	29	368	3	2	31t
Dan Marino	12/9/90	PHILADELPHIA	54	27	365	2	0	37
Steve DeBerg	12/5/93	N.Y. GIANTS	41	26	365	1	2	44
Dan Marino	11/10/85	N.Y. JETS	37	21	362	3	3	60
Dan Marino	11/6/88	at New England	51	29	359	1	2	32
Dan Marino	11/12/89	at N.Y. Jets	34	18	359	3	2	78t
Dan Marino	11/27/94	at N.Y. Jets	44	31	359	4	2	28t
Dan Marino	10/25/92	INDIANAPOLIS	45	25	355	2	3	48t
Dan Marino	12/21/98	DENVER	38	23	355	4	1	56t
Dan Marino	11/27/88	at N.Y. Jets	35	17	353	5	0	80t
Bob Griese	11/20/78	at Houston	33	23	349	2	1	47
Dan Marino	12/8/85	at Green Bay	44	30	345	5	1	61
Scott Mitchell	10/31/93	KANSAS CITY	44	23	344	3	0	77t
Steve DeBerg	12/13/93	PITTSBURGH	44	27	344	1	2	47
Dan Marino	12/3/95	ATLANTA	50	35	343	2	2	32
Dan Marino	12/17/84	DALLAS	40	23	340	4	2	63
Dan Marino	12/24/89	KANSAS CITY	47	28	339	3	1	35
Dan Marino	11/18/84	at San Diego	41	28	338	2	2	32
Dan Marino	10/12/86	BUFFALO	41	24	337	1	1	39
Dan Marino	10/22/89	GREEN BAY	37	24	333	2	2	61
Dan Marino	11/12/95	NEW ENGLAND	37	27	333	2	2	31t
Dan Marino	11/1/87	PITTSBURGH	31	25	332	4	2	50t
Dan Marino	11/17/85	at Indianapolis	37	22	330	1	0	42
Dan Marino	9/15/85	INDIANAPOLIS	48	29	329	2	0	26
Dan Marino	10/16/88	SAN DIEGO	45	26	329	1	0	51
Bob Griese	9/14/69	at Cincinnati	39	19	327	1	2	50
Dan Marino	11/18/91	BUFFALO	42	23	326	2	2	41
Dan Marino	9/7/97	TENNESSEE	43	24	324	0	0	50
* Dan Marino	1/12/91	at Buffalo	49	23	323	3	2	64t
Dan Marino	10/12/98	at Jacksonville	49	30	323	2	1	28
Don Strock	12/15/79	N.Y. JETS	41	26	322	1	2	38
Dan Marino	10/9/83	BUFFALO	29	19	322	3	2	63
Dan Marino	9/14/92	at Cleveland	35	25	322	1	0	47
Dan Marino	10/14/84	HOUSTON	32	25	321	3	0	32
Dan Marino	10/6/91	at New England	38	25	321	2	0	34
Dan Marino	11/16/92	BUFFALO	33	22	321	2	1	55
Dan Marino	12/13/98	N.Y. JETS	57	30	321	1	1	31
Dan Marino	12/27/98	at Atlanta	36	21	320	1	2	50
** Dan Marino	1/20/85	vs. San Francisco	50	29	318	1	2	30
Dan Marino	10/21/84	at New England	39	24	316	4	1	28
Dan Marino	11/20/94	at Pittsburgh	45	31	312	1	1	45
Dan Marino	9/2/84	at Washington	28	21	311	5	0	74
Dan Marino	12/4/94	BUFFALO	42	25	311	3	3	45t
Dan Marino	12/7/97	DETROIT	39	24	310	2	1	27t
David Woodley	9/27/81	at Baltimore	30	19	309	2	0	48
John Stofa	12/18/66	HOUSTON	38	22	307	4	2	48t
Dan Marino	12/1/91	TAMPA BAY	32	20	307	2	0	51
Bob Griese	10/17/76	KANSAS CITY	35	25	306	1	2	39
Dan Marino	12/4/88	INDIANAPOLIS	32	26	304	3	1	55
Dan Marino	11/30/86	ATLANTA	40	20	303	2	4	54t
Dan Marino	10/25/87	BUFFALO	36	24	303	4	0	25t
Dan Marino	10/20/85	TAMPA BAY	39	27	302	3	1	42
Dan Marino	9/28/86	SAN FRANCISCO	46	27	301	1	4	24
Dan Marino	12/10/89	NEW ENGLAND	32	21	300	0	1	36

100-PLUS RECEIVING YARDS

PLAYER	DATE	OPPONENT	NO.	YDS.	TD	LG
Mark Duper	11/10/85	N.Y. JETS	8	217	2	60t
Irving Fryar	9/4/94	NEW ENGLAND	5	211	3	54t
Nat Moore	10/4/81	N.Y. JETS	7	210	2	52
Mark Duper	10/9/83	BUFFALO	7	202	2	63
Duriel Harris	10/28/79	GREEN BAY	10	180	1	37t
Mark Duper	9/2/84	at Washington	6	178	2	74t
Mark Clayton	12/2/84	L.A. RAIDERS	9	177	2	64t
Mark Clayton	9/21/86	at N.Y. Jets	8	174	1	42
Mark Duper	9/23/84	INDIANAPOLIS	7	173	2	80t
Mark Duper	12/20/87	WASHINGTON	6	170	3	59t
Duriel Harris	10/25/81	at Dallas	6	165	0	45
Jimmy Cefalo	10/25/81	at Dallas	5	164	1	69t
Mark Duper	9/30/84	at St. Louis	8	164	0	51
Bo Roberson	12/4/66	at Denver	6	161	0	71
Irving Fryar	9/25/94	at Minnesota	6	160	0	43
Paul Warfield	11/14/71	PITTSBURGH	3	158	3	86t
Mark Duper	11/4/84	at N.Y. Jets	7	155	0	54
Mark Duper	9/21/86	at N.Y. Jets	7	154	2	46t
* O.J. McDuffie	12/30/95	at Buffalo	11	154	1	31
Mark Clayton	10/23/88	N.Y. JETS	10	153	2	45t
Oronde Gadsden	12/27/98	at Atlanta	9	153	0	50
Mark Clayton	12/17/84	DALLAS	4	150	3	63t
* Mark Duper	1/6/85	PITTSBURGH	5	148	2	41t
Terry Kirby	12/19/93	BUFFALO	9	148	1	30t
Paul Warfield	9/19/71	at Denver	6	146	1	36
Duriel Harris	11/8/81	at New England	8	145	0	55
Mark Duper	12/14/86	at L.A. Rams	5	145	3	69t
Nat Moore	12/17/77	BUFFALO	5	144	1	67
Mark Clayton	9/30/84	at St. Louis	5	143	1	42
Mark Clayton	9/7/86	at San Diego	5	143	2	49t
Otto Stowe	11/27/72	ST. LOUIS	6	140	2	37t
* Paul Warfield	12/25/71	at Kansas City	7	140	0	42
Paul Warfield	11/17/74	BUFFALO	4	139	1	54
Fred Barnett	12/8/96	N.Y. GIANTS	4	139	0	66
Mark Clayton	9/1/91	at Buffalo	6	138	2	43t
O.J. McDuffie	10/27/97	CHICAGO	7	137	0	55
Lamar Thomas	12/21/98	DENVER	6	136	3	56t
O.J. McDuffie	9/7/97	TENNESSEE	8	135	0	50
Mark Duper	10/30/83	L.A. RAMS	7	134	1	46t
Mark Duper	12/9/91	CINCINNATI	7	134	1	43t
Paul Warfield	12/10/72	at N.Y. Giants	4	132	1	44
Mark Duper	10/23/88	N.Y. JETS	6	132	0	56
O.J. McDuffie	11/8/98	INDIANAPOLIS	9	132	2	61t
Mark Duper	10/15/89	at Cincinnati	5	129	0	41
Bo Roberson	9/18/66	at Buffalo	5	128	1	54t
Marlin Briscoe	11/12/72	NEW ENGLAND	4	128	2	51t
Mark Clayton	12/3/89	at Kansas City	9	128	1	47
Duriel Harris	10/9/77	at Baltimore	4	127	0	47
Nat Moore	9/30/79	at N.Y. Jets	8	127	1	36
Mark Clayton	12/9/84	at Indianapolis	9	127	1	32
Jack Clancy	12/3/67	at Houston	7	126	1	44t
* Paul Warfield	1/2/72	BALTIMORE	2	125	1	75t
Mark Clayton	11/5/89	INDIANAPOLIS	4	125	1	78t
Mark Duper	10/7/90	N.Y. JETS	5	125	2	69t
Howard Twilley	11/3/68	at San Diego	7	124	1	38
Nat Moore	10/10/76	at Baltimore	3	124	1	67t
Mark Duper	9/23/87	at New England	9	123	2	26
Paul Warfield	10/10/70	at N.Y. Jets	5	122	1	40
Mark Clayton	11/3/85	at New England	7	122	0	39
Mark Clayton	10/29/89	at Buffalo	7	122	1	44t
Mel Baker	12/15/74	NEW ENGLAND	4	121	2	46t
Nat Moore	9/23/79	CHICAGO	5	121	1	36
Mark Duper	11/20/83	BALTIMORE	5	121	1	85t
O.J. McDuffie	10/20/96	at Philadelphia	7	121	2	36

PLAYER	DATE	OPPONENT	NO.	YDS.	TD	LG
Paul Warfield	10/3/70	OAKLAND	3	120	2	54t
Tony Nathan	9/29/85	at Denver	10	120	0	73
Duriel Harris	11/18/79	at Cleveland	4	119	0	51
Fred Banks	12/10/89	NEW ENGLAND	6	119	0	36
Tony Nathan	9/28/80	NEW ORLEANS	7	118	0	22
Mark Duper	10/16/88	SAN DIEGO	7	118	1	51
Fred Banks	12/12/88	CLEVELAND	6	118	0	46
* O.J. McDuffie	1/9/99	at Denver	9	118	0	23
Paul Warfield	10/3/71	N.Y. JETS	5	117	0	32
Duriel Harris	9/9/79	SEATTLE	5	117	0	51
* Mark Duper	12/31/83	SEATTLE	9	117	1	32t
Ferrell Edmunds	11/27/88	at N.Y. Jets	2	117	1	80t
Mark Ingram	11/27/94	at N.Y. Jets	9	117	4	28t
Duriel Harris	11/12/76	BALTIMORE	5	116	0	44
Duriel Harris	11/25/79	at Baltimore	7	116	2	31t
Mark Clayton	11/27/88	at N.Y. Jets	7	116	2	31t
Mark Duper	11/30/86	ATLANTA	4	115	1	54t
Jack Clancy	11/19/67	at Oakland	8	114	0	39
Nat Moore	9/25/77	at San Francisco	3	114	1	73t
Duriel Harris	11/30/81	PHILADELPHIA	9	114	1	39
* Tony Nathan	1/2/82	SAN DIEGO	9	114	1	32
Freddie Solomon	12/5/76	BUFFALO	5	114	1	53t
* Tony Nathan	1/6/85	PITTSBURGH	8	114	0	30
Joe Auer	9/17/67	DENVER	2	113	1	68t
Marlin Briscoe	9/15/74	at New England	9	113	1	20
Nat Moore	11/2/75	at Chicago	4	113	1	79t
Mark Duper	9/24/89	N.Y. JETS	6	113	0	26
* Mark Duper	1/12/91	at Buffalo	3	113	1	64t
Irving Fryar	11/20/94	at Pittsburgh	6	113	0	45
Irving Fryar	9/10/95	at New England	3	113	2	67t
Irving Fryar	11/13/94	CHICAGO	9	112	0	21
Frank Jackson	12/18/66	HOUSTON	4	110	1	48t
Mark Clayton	10/7/84	at Pittsburgh	5	110	0	33
Mark Duper	11/2/88	HOUSTON	2	110	1	85t
Jim Jensen	11/6/88	at New England	12	110	0	17
Scott Schwedes	12/18/88	at Pittsburgh	4	110	0	42
Tony Martin	10/4/93	WASHINGTON	4	110	1	80t
Irving Fryar	12/4/94	BUFFALO	5	110	2	45t
Irving Fryar	9/3/95	N.Y. JETS	5	110	2	50t
O.J. McDuffie	11/23/97	at New England	9	110	0	27
Duriel Harris	9/11/83	NEW ENGLAND	4	109	1	64t
Nat Moore	9/29/85	at Denver	5	109	1	69t
Mark Clayton	10/19/86	L.A. RAIDERS	4	109	1	68t
Mark Duper	11/16/86	at Buffalo	7	109	1	27t
* Keith Jackson	1/8/95	at San Diego	8	109	2	31
Paul Warfield	10/31/71	at L.A. Rams	3	108	1	74t
Mark Clayton	12/12/88	CLEVELAND	8	108	2	21
O.J. McDuffie	11/6/94	INDIANAPOLIS	7	108	1	28t
Mark Duper	12/2/85	CHICAGO	5	107	0	52
Scott Schwedes	11/12/89	at N.Y. Jets	3	107	1	65t
Terry Kirby	12/13/93	PITTSBURGH	7	107	0	47
Larry Seiple	11/16/69	at Buffalo	8	106	0	25
Nat Moore	10/17/76	KANSAS CITY	5	106	0	39
* Duriel Harris	1/2/82	SAN DIEGO	6	106	0	34
Mark Clayton	10/28/84	BUFFALO	3	106	2	65t
Mark Clayton	9/15/85	INDIANAPOLIS	8	106	1	26
Tony Martin	12/1/91	TAMPA BAY	5	106	1	51
Mark Duper	12/15/91	at San Diego	8	106	0	39
O.J. McDuffie	11/10/96	INDIANAPOLIS	6	106	1	36
Charles Jordan	11/30/97	at Oakland	5	106	2	44t
Nat Moore	11/4/84	at N.Y. Jets	5	105	1	37t
Andre Brown	10/29/89	at Buffalo	5	105	1	44t
O.J. McDuffie	12/13/98	N.Y. JETS	11	105	1	20
Joe Auer	11/27/66	NEW ENGLAND	5	104	1	22
Karl Noonan	9/14/68	HOUSTON	7	104	1	44
Paul Warfield	9/15/74	at New England	5	104	0	39

PLAYER	DATE	OPPONENT	NO.	YDS.	TD	LG
Howard Twilley	10/17/76	KANSAS CITY	8	104	0	20
Mark Clayton	12/13/87	at Philadelphia	7	104	2	21
Tony Martin	10/13/91	at Kansas City	4	104	0	54
Paul Warfield	12/15/73	DETROIT	6	103	4	29
Irving Fryar	9/26/93	at Buffalo	7	103	1	36t
Mark Ingram	10/31/93	KANSAS CITY	4	103	1	77t
Irving Fryar	11/7/93	at N.Y. Jets	6	103	1	65t
Irving Fryar	11/27/94	at N.Y. Jets	5	103	0	25
Jack Clancy	10/8/67	KANSAS CITY	6	102	0	28
Larry Seiple	11/2/69	at N.Y. Jets	7	102	2	29t
Nat Moore	11/9/75	N.Y. JETS	4	102	0	63
Nat Moore	12/15/79	N.Y. JETS	5	102	0	34
Tony Nathan	11/20/80	SAN DIEGO	7	102	1	20
Mark Duper	9/28/86	SAN FRANCISCO	7	102	0	24
Mark Duper	10/5/86	at New England	4	102	0	45
Mark Clayton	12/10/89	NEW ENGLAND	6	102	0	34
Mark Clayton	12/24/89	KANSAS CITY	6	102	1	35
O.J. McDuffie	11/29/98	NEW ORLEANS	9	102	3	22t
Jim Mandich	9/29/74	at San Diego	4	101	0	44
* Tony Nathan	1/4/86	CLEVELAND	10	101	0	39
Tony Nathan	9/28/86	SAN FRANCISCO	10	101	0	18
Mark Duper	10/19/86	L.A. RAIDERS	4	101	0	44
Mark Duper	11/1/87	PITTSBURGH	5	100	1	50t
Mark Clayton	9/29/91	at N.Y. Jets	7	100	1	25
Mark Duper	11/16/92	BUFFALO	5	100	0	55
Keith Jackson	9/18/94	N.Y. JETS	6	100	0	35
Charles Jordan	9/14/97	at Green Bay	4	100	1	44

100-PLUS RUSHING YARDS

PLAYER	DATE	OPPONENT	NO.	YDS.	TD	LG
+ Mercury Morris	9/30/73	NEW ENGLAND	15	197	3	70t
Gary Davis	12/17/77	BUFFALO	26	172	1	60t
Troy Stradford	11/22/87	at Dallas	17	169	1	51
Sammie Smith	9/9/90	at New England	23	159	1	27
Karim Abdul-Jabbar	12/22/96	at N.Y. Jets	30	152	1	17t
Abner Haynes	9/17/67	DENVER	12	151	2	65t
Delvin Williams	11/9/80	at Los Angeles	12	151	0	65
Bernie Parmalee	10/16/94	L.A. RAIDERS	30	150	0	26
Lorenzo Hampton	11/24/86	N.Y. JETS	19	148	2	54t
Mark Higgs	9/1/91	at Buffalo	30	146	1	20
** Larry Csonka	1/13/74	vs. Minnesota	33	145	2	14t
Mercury Morris	11/11/73	BALTIMORE	12	144	2	53t
Delvin Williams	11/12/78	at Buffalo	26	144	2	26t
Leroy Harris	12/5/77	BALTIMORE	17	140	1	77t
Benny Malone	10/9/77	at Baltimore	12	139	2	62t
Larry Csonka	10/24/71	at N.Y. Jets	20	137	2	21t
Delvin Williams	9/17/78	BUFFALO	24	135	1	18t
Mark Higgs	12/1/91	TAMPA BAY	25	131	1	19t
Andra Franklin	12/5/82	MINNESOTA	28	129	1	12t
Bernie Parmalee	12/12/94	KANSAS CITY	19	127	1	47t
Karim Abdul-Jabbar	11/15/98	at Carolina	25	127	1	30
Mercury Morris	10/5/75	at Green Bay	31	125	0	11
Mercury Morris	10/26/75	at Buffalo	20	124	0	35
Karim Abdul-Jabbar	9/15/96	N.Y. JETS	23	124	2	29
Larry Csonka	12/2/74	CINCINNATI	24	123	0	24
Sammie Smith	11/5/89	INDIANAPOLIS	25	123	0	25
Bernie Parmalee	10/30/94	at New England	25	123	0	17
Larry Csonka	11/9/69	at Boston	16	121	1	54t
Jim Kilck	10/24/71	at N.Y. Jets	17	121	0	24
Don Nottingham	9/28/75	at New England	16	120	1	40t
Troy Stradford	12/7/87	N.Y. JETS	30	120	3	21
Bernie Parmalee	10/22/95	at N.Y. Jets	24	120	0	25
Benny Malone	10/31/76	NEW ENGLAND	21	119	0	17
Delvin Williams	9/3/78	at N.Y. Jets	11	119	1	58t
Tony Nathan	12/6/81	NEW ENGLAND	17	119	0	24

PLAYER	DATE	OPPONENT	NO.	YDS.	TD	LG
Larry Csonka	9/17/72	at Kansas City	21	118	1	17t
Benny Malone	10/24/76	at Tampa Bay	22	118	1	28
* Larry Csonka	12/30/73	OAKLAND	29	117	3	15
Mercury Morris	11/7/71	BUFFALO	13	116	1	45
Delvin Williams	10/22/78	at New England	19	116	1	24
Larry Csonka	12/6/70	NEW ENGLAND	21	115	1	30
Karim Abdul-Jabbar	9/1/96	NEW ENGLAND	26	115	1	14
Larry Csonka	11/27/72	ST. LOUIS	16	114	0	20
Larry Csonka	10/15/73	at Cleveland	21	114	2	13
* Larry Csonka	12/21/74	at Oakland	24	114	0	26
Mercury Morris	10/18/75	at N.Y. Jets	16	114	1	49
Mark Higgs	10/24/93	INDIANAPOLIS	17	114	0	31
Mercury Morris	12/3/72	at New England	15	113	0	20
** Larry Csonka	1/14/73	vs. Washington	15	112	0	22
* Andra Franklin	1/8/83	NEW ENGLAND	26	112	1	13
Jim Kiick	11/10/68	at Buffalo	23	111	1	25t
Benny Malone	10/3/76	L.A. RAMS	19	111	1	20
Mark Higgs	9/8/91	INDIANAPOLIS	27	111	0	24
Mark Higgs	9/20/92	L.A. RAMS	23	111	0	12
Troy Stradford	11/1/87	PITTSBURGH	19	110	1	13
Lorenzo Hampton	12/22/86	NEW ENGLAND	13	109	0	20
Larry Csonka	11/30/70	at Atlanta	19	108	1	18
Jim Kiick	9/26/71	at Buffalo	20	108	0	16
Benny Malone	11/3/74	ATLANTA	24	108	1	13
Leroy Harris	11/20/77	at Cincinnati	20	108	0	16
Sammie Smith	12/30/90	INDIANAPOLIS	29	108	1	13
Mark Higgs	11/21/93	NEW ENGLAND	19	108	0	29
Karim Abdul-Jabbar	10/19/97	at Baltimore	22	108	3	15
Karim Abdul-Jabbar	9/6/98	at Indianapolis	23	108	1	16
Karim Abdul-Jabbar	9/20/98	PITTSBURGH	33	108	1	18
Larry Csonka	10/22/72	BUFFALO	18	107	1	21
Mercury Morris	11/19/72	N.Y. JETS	23	107	2	20t
Larry Csonka	11/4/73	at N.Y. Jets	19	107	0	16
Norm Bulaich	9/13/76	at Buffalo	19	107	0	26
Delvin Williams	10/9/78	CINCINNATI	24	107	0	19
Andra Franklin	12/12/82	at New England	23	107	0	15
Mark Higgs	11/8/92	at Indianapolis	20	107	1	22
Jim Kiick	11/2/69	at N.Y. Jets	15	106	0	27
Mercury Morris	11/5/72	at Buffalo	11	106	2	33
* Mercury Morris	12/23/73	CINCINNATI	20	106	1	25
Larry Csonka	9/29/74	at San Diego	21	106	2	14
Benny Malone	10/16/77	N.Y. JETS	22	105	1	15t
Joe Carter	10/14/84	HOUSTON	13	105	1	25
Jim Kiick	10/6/68	at Houston	26	104	0	12
Larry Csonka	11/29/71	CHICAGO	16	104	1	19
Larry Csonka	9/16/73	SAN FRANCISCO	22	104	0	25
Benny Malone	10/27/74	BALTIMORE	19	104	1	23t
Benny Malone	12/8/74	at Baltimore	17	104	0	17
Gary Davis	11/24/77	at St. Louis	20	104	0	16
Karim Abdul-Jabbar	11/3/96	at New England	29	104	2	15
Larry Csonka	9/26/71	at Buffalo	20	103	1	17
Andra Franklin	9/12/82	at N.Y. Jets	28	103	2	18
Bernie Parmalee	11/5/95	at San Diego	19	103	0	40
Karim Abdul-Jabbar	11/9/97	N.Y. JETS	25	103	2	13
Larry Csonka	10/8/72	at N.Y. Jets	18	102	0	15
Don Nottingham	10/27/74	BALTIMORE	19	102	1	24
Don Nottingham	10/5/75	at Green Bay	21	102	3	14
Bernie Parmalee	11/26/95	at Indianapolis	20	102	0	15
Andra Franklin	11/1/81	BALTIMORE	23	101	0	15
Mercury Morris	10/28/73	at New England	14	100	1	11
Terry Kirby	9/8/94	N.Y. JETS	15	100	1	30

* Playoff game

** Super Bowl

+ Single-game record by two rushers, 277 yards; includes Larry Csonka 18 for 80.

OPPONENTS INDIVIDUAL RECORDS

The following individual records relate solely to service against the Miami Dolphins. They include National Football League regular-season statistics only - with the exception of those single-game records marked by "*" or "**".

* Playoff game ** Super Bowl

RUSHING

MOST RUSHING YARDS

Career

- 1,620 Thurman Thomas, Buffalo (20 games), 364 attempts
- 1,507 Freeman McNeil, N.Y. Jets (21 games), 281 attempts
- 1,177 O.J. Simpson, Buffalo (17 games), 240 attempts
- 1,065 Eric Dickerson, L.A. Rams, Ind., L.A. Raiders (11 games), 231 attempts
- 912 Lydell Mitchell, S.D., Balt. (12 games), 235 attempts

Game

- 203 O.J. Simpson, Buffalo (12/5/76 at Miami), 24 attempts
- 203 Rueben Mayes, New Orleans (12/7/86 at New Orleans), 28 attempts
- 199 Earl Campbell, Houston (11/20/78 at Houston), 28 attempts
- *199 Terrell Davis, Denver (1/9/99 at Denver), 21 attempts
- 173 Freeman McNeil, N.Y. Jets (11/14/85 at New York), 28 attempts
- 173 Ricky Watters, Philadelphia (10/20/96 at Philadelphia), 25 attempts

MOST RUSHING ATTEMPTS

Career

- 364 Thurman Thomas, Buffalo (20 games)
- 281 Freeman McNeil, N.Y. Jets (21 games)
- 240 O.J. Simpson, Buffalo (17 games)
- 235 Lydell Mitchell, S.D., Balt. (eight games)
- 231 Eric Dickerson, L.A. Rams, Ind., L.A. Raiders (11 games)

Game

- **38 John Riggins, Washington (1/30/83 at Pasadena), 166 yards
- 36 James Jones, Detroit (10/27/85 at Detroit), 114 yards
- 36 Curtis Martin, N.Y. Jets (10/4/98 at New York), 108 yards
- 35 Lydell Mitchell, Baltimore (12/9/73 at Baltimore), 104 yards
- 35 Thurman Thomas, Buffalo (12/17/95 at Buffalo), 148 yards

MOST RUSHING TOUCHDOWNS

Career

- 8 Jim Nance, Boston, N.Y. Jets (10 games)
- 8 Thurman Thomas, Buffalo (20 games)
- 7 Marcus Allen, Oak./L.A. Raiders, K.C.

(eight games)

- 7 Curtis Martin, N.E., N.Y. Jets (seven games)
- 6 Eric Dickerson, L.A. Rams, Ind., L.A. Raiders (11 games)
- 6 Lydell Mitchell, S.D., Balt. (12 games)
- 6 Kenneth Davis, G.B., Buff. (13 games)

Game

- 4 Earl Campbell, Houston (11/20/78 at Houston)
- 3 Paul Robinson, Cincinnati (11/17/68 at Cincinnati)
- 3 Don McCauley, Baltimore (11/23/75 at Miami)
- 3 Marcus Allen, L.A. Raiders (12/2/84 at Miami)
- 3 Merrill Hoge, Pittsburgh (11/26/89 at Miami)
- 3 Earnest Byner, Washington (12/2/90 at Washington)
- 3 Rod Bernstine, San Diego (12/15/91 at San Diego)
- 3 Kenneth Davis, Buffalo (12/19/93 at Miami)
- 3 Natrone Means, San Diego (12/27/93 at San Diego)
- 3 Curtis Martin, New England (11/3/96 at New England)

HIGHEST RUSHING AVERAGE

Career (minimum 125 attempts)

- 5.4 Freeman McNeil, N.Y. Jets (21 games), 281/1,507 yards
- 5.2 Jim Nance, Bost., N.Y. Jets (10 games), 167/867 yards
- 5.0 O.J. Simpson, Buffalo (17 games), 240/1,177 yards

Game (minimum 10 attempts)

- 10.4 Curtis Brown, Buffalo (11/12/78 at Buffalo), 11/114 yards
- 10.2 Johnny Hector, N.Y. Jets (12/22/91 at Miami), 13/132 yards
- *10.1 Earnest Byner, Cleveland (1/4/86 at Miami), 16/161 yards
- 9.8 Robert Holmes, Kansas City (9/28/68 at Miami), 13/128 yards

MOST 100-YARD RUSHING GAMES

- 7 Eric Dickerson, L.A. Rams, Ind., L.A. Raiders (11 games)
- 6 Thurman Thomas, Buffalo (20 games)
- 5 Freeman McNeil, N.Y. Jets (21 games)
- 5 Jim Nance, Bost., N.Y. Jets (10 games)

LONGEST RUNS FROM SCRIMMAGE

- 81t Earl Campbell, Houston (11/20/78 at Houston)
- 80t Carl Garrett, Boston (11/9/69 at Boston)
- 77t Fred Taylor, Jacksonville (10/12/98 at Jacksonville)
- 76t Robert Holmes, Kansas City (9/28/68

at Miami)
 75t O.J. Simpson, Buffalo (12/5/76 at Miami)
 *66t Earnest Byner, Cleveland (1/4/86 at Miami)
 65t Natrone Means, San Diego (12/27/93 at San Diego)
 64t Hoyle Granger, Houston (12/23/67 at Miami)
 64t Lydell Mitchell, Baltimore (10/9/77 at Baltimore)
 63t Rod Bernstine, San Diego (12/15/91 at San Diego)
 *62 Terrell Davis, Denver (1/9/99 at Denver)
 59t Henry Marshall, Kansas City (10/17/76 at Miami)
 58 Freeman McNeil, N.Y. Jets (9/29/91 at New York)
 56t Don Woods, San Diego (9/29/74 at San Diego)
 55t Mosi Tatupu, New England (11/13/83 at New England)

PASSING

MOST YARDS PASSING

Career
 4,902 Joe Ferguson, Buff., T.B., Ind. (25 games)
 4,560 Jim Kelly, Buffalo (20 games)
 3,837 Ken O'Brien, N.Y. Jets, Phil. (16 games)
 3,709 Steve Grogan, New England (22 games)
 3,310 Drew Bledsoe, New England (12 games)

Game
 479 Ken O'Brien, N.Y. Jets (9/21/86 at New York), 29 of 43
 436 James Harris, L.A. Rams (10/3/76 at Miami), 17 of 29
 *433 Dan Fouts, San Diego (1/2/82 at Miami), 33 of 53
 423 Drew Bledsoe, New England (11/23/98 at New England), 28 of 54
 421 Drew Bledsoe, New England (9/4/94 at Miami), 32 of 51

MOST PASS ATTEMPTS

Career
 723 Joe Ferguson, Buff., T.B., Ind. (25 games)
 621 Jim Kelly, Buffalo (20 games)
 535 Steve Grogan, New England (22 games)
 489 Ken O'Brien, N.Y. Jets, Phil. (16 games)
 463 Drew Bledsoe, New England (12 games)

Game
 56 Dan Fouts, San Diego (11/18/84 at San Diego), 37 completions
 55 Joe Ferguson, Buffalo (10/9/83 at Miami), 38 completions
 55 Steve Bono, Kansas City (12/12/94 at Miami), 33 completions
 54 Drew Bledsoe, New England (11/23/98 at New England), 28 completions
 *53 Dan Fouts, San Diego (1/2/82 at Miami), 33 completions

MOST PASS COMPLETIONS

Career
 418 Joe Ferguson, Buff., T.B., Ind. (25 games)

388 Jim Kelly, Buffalo (20 games)
 303 Ken O'Brien, N.Y. Jets, Phil. (16 games)
 280 Steve Grogan, New England (22 games)
 260 Drew Bledsoe, New England (12 games)

Game

38 Joe Ferguson, Buffalo (10/9/83 at Miami), 55 attempts
 37 Dan Fouts, San Diego (11/18/84 at San Diego), 56 attempts
 *33 Dan Fouts, San Diego (1/2/82 at Miami), 53 attempts
 33 Steve Bono, Kansas City (12/12/94 at Miami), 55 attempts
 33 Troy Aikman, Dallas (10/27/96 at Miami), 41 attempts

MOST CONSECUTIVE PASS COMPLETIONS

15 Steve DeBerg, San Francisco (11/16/80 at Miami)

MOST TOUCHDOWN PASSES

Career

26 Joe Ferguson, Buff., T.B., Ind. (25 games)
 25 Ken O'Brien, N.Y. Jets, Phil. (16 games)
 24 Jim Kelly, Buffalo (20 games)
 21 Steve Grogan, New England (22 games)
 19 Joe Namath, N.Y. Jets (16 games)

Game

5 Len Dawson, Kansas City (10/8/67 at Kansas City)
 5 Babe Parilli, Boston (10/15/67 at Boston)
 5 Joe Ferguson, Buffalo (10/9/83 at Miami)
 4 17 times (last - Jim Harbaugh at Indianapolis, 12/14/97)

MOST PASSES HAD INTERCEPTED

Career

33 Joe Ferguson, Buff., T.B., Ind. (25 games)
 25 Richard Todd, N.Y. Jets (14 games)
 25 Joe Namath, N.Y. Jets (16 games)
 25 Steve Grogan, New England (22 games)

Game

6 Joe Namath, N.Y. Jets (10/19/75 at New York), 24 attempts
 6 Donald Hollas, Oakland (12/6/98 at Oakland), 31 attempts
 *5 Mike Phipps, Cleveland (12/24/72 at Miami), 23 attempts
 5 Bill Troup, Baltimore (9/10/78 at Baltimore), 33 attempts
 5 Ken Stabler, Oakland (12/10/78 at Miami), 36 attempts
 *5 Dan Fouts, San Diego (1/6/83 at Miami), 34 attempts
 *5 Richard Todd, N.Y. Jets (1/23/83 at Miami), 37 attempts
 5 Richard Todd, N.Y. Jets (10/16/83 at New York), 26 attempts

HIGHEST COMPLETION PERCENTAGE

Career (minimum 100 completions)

68.9 Warren Moon, Hou., Minn. (six games), 102 of 148 attempts
 65.3 Bernie Kosar, Cleveland (seven games), 130 of 199 attempts

- 63.3 Jim Harbaugh, Chi., Ind. (nine games), 140 of 221 attempts
- 62.4 Jim Kelly, Buffalo (20 games), 388 of 621 attempts
- 62.4 Dan Fouts, San Diego (six games), 136 of 218 attempts
- Game (minimum 12 completions)**
- 86.7 Joe Namath, N.Y. Jets (10/22/67 at Miami), 13 of 15
- 82.6 Warren Moon, Houston (10/1/89 at Houston), 19 of 23
- 80.5 Troy Aikman, Dallas (10/27/96 at Miami), 33 of 41
- 80.0 Babe Parilli, Boston (10/15/67 at Boston), 16 of 20
- 80.0 Chris Chandler, Indianapolis (12/4/88 at Miami), 12 of 15

MOST 300-YARD PASSING GAMES

- Career**
- 4 Drew Bledsoe, New England (12 games)
 - 3 Ken O'Brien, N.Y. Jets, Phil. (16 games)
 - 3 Joe Ferguson, Buff., T.B., Ind. (25 games)
 - 3 Jim Kelly, Buffalo (20 games)

LONGEST PASS PLAYS

- 93t Mike Livingston to Otis Taylor, 79 yards; lateral to Robert Holmes, 14 yards (10/19/69 at Kansas City)
- 92t Joe Ferguson to Frank Lewis (9/17/78 vs. Buffalo)
- 89t Len Dawson to Otis Taylor (11/13/66 at Kansas City)
- 89t Joe Namath to Richard Caster (10/7/74 at N.Y. Jets)
- 84t Drew Bledsoe to Ben Coates (11/3/96 at New England)
- 83t Jim Kelly to Andre Reed (12/4/94 vs. Buffalo)
- *82t Daryle Lamonica to Rod Sherman (12/27/70 at Oakland)
- 82t Dan Pastorini to Charlie Joiner (9/24/72 vs. Houston)
- 80t Sam Wyche to Bob Trumpy (11/17/68 vs. Cincinnati)
- 80t Ken Anderson to Isaac Curtis (11/28/83 vs. Cincinnati)
- 80t Warren Moon to Butch Woolfolk (9/8/85 at Houston)
- 80t Mike Pagel to Wayne Capers (11/17/85 at Indianapolis)
- 80t John Friesz to Brian Blades (10/6/96 vs. Seattle)

RECEIVING

MOST RECEPTIONS

- Career**
- 120 Andre Reed, Buffalo (26 games)
 - 78 Al Toon, N.Y. Jets (14 games)
 - 71 Stanley Morgan, N.E., Ind. (23 games)
 - 70 Wesley Walker, N.Y. Jets (18 games)
 - 67 Thurman Thomas, Buffalo (20 games)
- Game**
- 15 Isaac Bruce, St. Louis (12/24/95 at St. Louis), 210 yards

- 14 Al Toon, N.Y. Jets (11/27/88 at New York), 181 yards
- *13 Kellen Winslow, San Diego (1/2/82 at Miami), 166 yards
- 12 Eric Sievers, San Diego (11/18/84 at Miami), 119 yards
- 12 Michael Irvin, Dallas (10/27/96 at Miami), 186 yards
- 11 Andre Reed, Buffalo (9/1/91 at Buffalo), 154 yards
- 11 Darryl Johnston, Dallas (11/25/93 at Dallas), 75 yards
- 10 11 times (last - Terry Glenn, New England, 11/3/96 at New England)

MOST RECEIVING YARDS

- Career**
- 1,708 Andre Reed, Buffalo (26 games), 120 receptions
 - 1,423 Stanley Morgan, N.E., Ind. (23 games), 71 receptions
 - 1,342 Wesley Walker, N.Y. Jets (18 games), 70 receptions
 - 1,094 Al Toon, N.Y. Jets (14 games), 78 receptions
 - 948 Irving Fryar, N.E., Phil. (19 games), 60 receptions

Game

- *240 Eric Moulds, Buffalo (1/2/99 at Miami), 9 receptions
- 220 Ron Jessie, Los Angeles (10/3/76 at Miami), 7 receptions
- 210 Isaac Bruce, St. Louis (12/24/95 at St. Louis), 15 receptions
- 194 Wesley Walker, N.Y. Jets (9/21/86 at New York), 6 receptions
- 186 Michael Irvin, Dallas (10/27/96 at Miami), 12 receptions

MOST RECEIVING TOUCHDOWNS

- Career**
- 17 Wesley Walker, N.Y. Jets (18 games), 70 receptions
 - 12 Irving Fryar, N.E., Phil. (19 games), 60 receptions
 - 10 Andre Reed, Buffalo (26 games), 120 receptions
 - 9 Ben Coates, New England (12 games), 55 receptions
 - 6 Bob Chandler, Buff., Oak. (13 games), 48 receptions
 - 6 Don Maynard, N.Y. Jets (11 games), 31 receptions
 - 6 Stanley Morgan, N.E., Ind. (23 games), 71 receptions
 - 6 Johnny Mitchell, N.Y. Jets (eight games), 27 receptions

Game

- 4 Jimmie Giles, Tampa Bay (10/20/85 at Miami)
- 4 Wesley Walker, N.Y. Jets (9/21/86 at New York)
- 4 Irving Fryar, Philadelphia (10/20/96 at Philadelphia)
- 3 Jim Whalen, Boston (10/15/67 at Boston)

- 3 Billy Cannon, Oakland (11/19/67 at Oakland)
- 3 Don Maynard, N.Y. Jets (12/1/68 at New York)
- 3 Morris Owens, Tampa Bay (10/24/76 at Tampa)
- 3 Sammy White, Minnesota (12/11/76 at Miami)
- 3 Cris Carter, Minnesota (9/25/94 at Minnesota)
- 3 Carl Pickens, Cincinnati (10/1/95 at Cincinnati)
- 3 Ken Dilger, Indianapolis (12/14/97 at Indianapolis)

HIGHEST RECEIVING AVERAGE

Career (minimum 40 receptions)

- 20.0 Stanley Morgan, N.E., Ind. (23 games), 71/1,423 yards
- 19.2 Wesley Walker, N.Y. Jets (18 games), 70/1,342 yards
- 15.8 Irving Fryar, N.E., Phil. (19 games), 60/948 yards
- 14.2 Andre Reed, Buffalo (26 games), 120/1,708 yards
- 14.0 Al Toon, N.Y. Jets (14 games), 78/1,094 yards

Game (minimum three receptions)

- 43.3 Theo Bell, Pittsburgh (11/30/80 at Pittsburgh), 4/173 yards
- 40.0 Butch Woolfolk, Houston (9/8/85 at Houston), 3/120 yards
- 39.0 Richard Caster, N.Y. Jets (10/7/74 at Miami), 3/117 yards
- 38.0 Stanley Morgan, New England (10/21/84 at New England), 3/114 yards

MOST 100-YARD RECEIVING GAMES

- 5 Al Toon, N.Y. Jets (14 games)
- 5 Andre Reed, Buffalo (26 games)
- 5 Stanley Morgan, N.E., Ind. (23 games)
- 4 Wesley Walker, N.Y. Jets (18 games)
- 3 Otis Taylor, Kansas City (6 games)

FIELD GOALS

MOST FIELD GOALS

Game

- 5 Roy Gerela, Houston (9/28/69 at Houston), 5 attempts
- 5 Dean Biasucci, Indianapolis (9/25/88 at Indianapolis), 6 attempts
- *5 Steve Christie, Buffalo (1/17/93 at Miami), 6 attempts
- 4 George Blanda, Oakland (9/23/73 at Oakland), 4 attempts
- 4 Rick Danmeier, Minnesota (9/16/79 at Minnesota), 4 attempts
- 4 Matt Bahr, Cleveland (11/10/86 at Cleveland), 5 attempts
- 4 Dean Biasucci, Indianapolis (11/15/87 at Miami), 4 attempts
- 4 Gary Anderson, Pittsburgh (12/18/88 at Pittsburgh), 4 attempts
- 4 Steve Christie, Buffalo (11/16/92 at Miami), 5 attempts

- 4 Jeff Jaeger, Chicago (10/27/97 at Miami), 4 attempts (OT)
- 4 Adam Vinatieri, New England (11/23/98 at New England), 4 attempts

LONGEST FIELD GOALS

- 59 Steve Christie, Buffalo (9/26/93 at Buffalo)
- 55 Dean Biasucci, Indianapolis (12/30/90 at Miami)
- 55 Matt Bahr, New England (11/12/95 at Miami)
- 54 Steve Christie, Buffalo (11/16/92 at Miami)
- 53 Roger Ruzek, Philadelphia (12/9/90 at Miami)
- 52 Jan Stenerud, Kansas City (9/28/68 at Miami)
- 52 Raul Allegre, Indianapolis (12/9/84 at Indianapolis)
- 52 Norm Johnson, Atlanta (10/11/92 at Miami)
- 52 Jason Elam, Denver (12/21/98 at Miami)
- 51 Charlie Gogolak, New England (10/17/71 at Miami)
- 51 Bruce Alford, Buffalo (10/12/68 at Miami)
- 51 Dean Biasucci, Indianapolis (9/25/88 at Indianapolis)
- 51 Mike Vanderjagt, Indianapolis (9/6/98 at Indianapolis)
- 50 John Leypoldt, Buffalo (10/21/73 at Miami)
- 50 Eddie Murray, Detroit (10/27/85 at Detroit)
- 50 Dean Biasucci, Indianapolis (9/20/87 at Indianapolis)
- 50 Dean Biasucci, Indianapolis (9/25/88 at Indianapolis)
- 50 Matt Bahr, Cleveland (10/18/89 at Miami)
- 50 Jim Breech, Cincinnati (12/9/91 at Miami)
- 50 Cary Blanchard, Indianapolis (12/14/97 at Indianapolis)

INTERCEPTIONS

MOST INTERCEPTIONS

Career

- 7 Johnny Robinson, Kansas City (six games)
- 6 Raymond Clayborn, N.E., Clev. (16 games)
- 6 Willie Brown, Oakland (10 games)
- 6 Ronnie Lippett, New England (16 games)
- 6 Mike Prior, Ind., G.B. (12 games)

Game

- 3 Clarence Duren, San Diego (10/30/77 at Miami), 45 yards
- 3 Jeff Nixon, Buffalo (9/7/80 at Buffalo), 51 yards
- 3 Erik McMillan, N.Y. Jets (10/23/88 at Miami), 57 yards

MOST INTERCEPTION RETURN YARDS

Game

- 151 Mike Haynes, L.A. Raiders (12/2/84 at Miami), 2 interceptions

LONGEST INTERCEPTION RETURNS

- 102t Eddie Anderson, L.A. Raiders (12/14/92 at Miami), Dan Marino
- 100t Aaron Glenn, N.Y. Jets (9/15/96 at Miami), Dan Marino
- 100t Jimmy Hitchcock, New England (11/23/97 at New England), Dan Marino
- 97t Mike Haynes, L.A. Raiders (12/2/84 at Miami), Dan Marino
- 97t Najee Mustafaa, Cleveland (10/10/93 at Cleveland), Scott Mitchell
- 90t Steve Emtman, Indianapolis (10/25/92 at Miami), Dan Marino
- 87 Victor Green, N.Y. Jets (12/13/98 at Miami), Dan Marino
- 83t Erik McMillan, N.Y. Jets (9/29/91 at New York), Dan Marino
- 79t Rob Kelly, New Orleans (11/29/98 at Miami), Dan Marino
- 78t Dwayne Woodruff, Pittsburgh (12/18/88 at Pittsburgh), Dan Marino
- 76t Dave Grayson, Oakland (9/20/69 at Oakland), Bob Griese
- 73 Ronnie Lippett, New England (9/9/90 at New England), Dan Marino
- 71t Darrol Ray, N.Y. Jets (12/20/80 at Miami), David Woodley
- 70t Ronnie Lott, four yards; lateral to Tom Holmoe, 66 yards, San Francisco (9/20/86 at Miami), Dan Marino
- 68 Freddie Robinson, Indianapolis (11/15/87 at Miami), Don Strock
- 66t Ken Houston, Houston (9/14/68 at Miami), Bob Griese
- 65t Kenny Graham, San Diego (10/11/69 at Miami), Bob Griese
- 64t Bryant Westbrook, Detroit (12/7/97 at Miami), Dan Marino
- 60t Butch Byrd, Buffalo (9/18/66 at Buffalo), Rick Norton
- 60t Larry Whigham, New England (11/23/97 at New England), Dan Marino

LONGEST PLAYS

PUNTS

- 89 Luke Prestridge, New England (10/21/84 at New England)
- 80 Chris Mohr, Buffalo (10/13/96 at Buffalo)
- 73 Rich Camarillo, New England (9/13/87 at New England)
- 73 Josh Miller, Pittsburgh (9/20/98 at Miami)
- 72 Rohn Stark, Indianapolis (9/23/84 at Miami)

PUNT RETURNS

- 84t Clarence Verdin, Indianapolis (10/25/92 at Miami)
- 83t Billy Johnson, Houston (11/16/75 at Houston)
- 80t Ron Gardin, Baltimore (11/17/70 at Baltimore)
- 75t Dewell Brewer, Indianapolis (12/18/94 at Indianapolis)
- 72t Butch Byrd, Buffalo (9/18/66 at Buffalo)
- 70t Robbie Martin, Indianapolis (11/17/85 at Indianapolis)
- 64t Kevin Williams, Dallas (11/25/93 at Dallas)
- *56t Wes Chandler, San Diego (1/2/82 at Miami)

KICKOFF RETURNS


- 102t Harold Hart, Oakland (9/22/75 at Oakland)
- 99t Jim Duncan, Baltimore (11/17/70 at Baltimore)
- 96t Emerson Boozer, N.Y. Jets (11/20/66 at New York)

FUMBLE RETURNS

- 100t Chris Martin, Kansas City (10/13/91 at Kansas City), Sammie Smith
- *79t Neil Smith, Denver (1/9/99 at Denver), Oronde Gadsden
- 66t Greg Townsend, L.A. Raiders (9/19/83 at L.A. Raiders), David Woodley
- 62t Hugh Douglas, N.Y. Jets (12/22/96 at N.Y. Jets), Stanley Pritchett
- 58t Rick Redman, San Diego (10/2/66 at San Diego), Dick Wood
- 58 Randy McClanahan, Buffalo (11/12/78 at Buffalo), Bob Griese
- 56t Rodney Culver, Indianapolis (9/5/93 at Indianapolis), O.J. McDuffie
- 54t Chris Goode, Indianapolis (10/28/90 at Indianapolis), Tony Paige
- 50 Gary Hogeboom, Indianapolis (9/14/86 at Miami), his own
- **49t Mike Bass, Washington (1/14/73 at Los Angeles), Garo Yepremian

BLOCKED FIELD GOALS

- 78t George Radachowsky, N.Y. Jets (9/24/89 at Miami), Pete Stoyanovich
- 76t Charles Romes, Buffalo (9/2/79 at Buffalo), Uwe von Schamann



DOLPHIN FACT

Over the past three years a common theme has developed with the Dolphins running game. During this three-year span, the Dolphins are 27-5 when they have had 25 or more rushing attempts, including a mark of 10-2 in 1998. In contests in which they have had less than 25 rushing attempts, Miami is 0-16 including a mark of 0-4 in 1998.

OPPONENTS TOP TENS

RUSHING

PLAYER	TEAMS	GAMES	NO.	YDS.	AVG.	LG	TD
1. Thurman Thomas	Buffalo	20	364	1620	4.5	30t	8
2. Freeman McNeil	N.Y. Jets	21	281	1507	5.4	58	2
3. O.J. Simpson	Buffalo	17	240	1177	4.9	75t	4
4. Eric Dickerson	L.A. Rams, Indianapolis, L.A. Raiders	11	231	1065	4.6	40	6
5. Lydell Mitchell	San Diego Baltimore	12	235	912	3.9	64t	6
6. Jim Nance	N.Y. Jets, Boston	10	167	867	5.2	30t	8
7. Sam Cunningham	New England	12	167	610	3.7	19	5
8. Joe Cribbs	Buffalo	9	146	607	4.2	62t	3
9. Marcus Allen	L.A. Raiders, K.C.	10	117	603	5.2	52t	7
10. Tony Collins	New England	13	127	598	4.7	22	3

PASSING

PLAYER	TEAMS	GAMES	ATT.	COMP.	YDS.	PCT.	TD	INT.
1. Joe Ferguson	Buffalo, Tampa Bay, Indianapolis	25	723	418	4902	57.8	26	33
2. Jim Kelly	Buffalo	20	621	388	4560	62.5	24	19
3. Ken O'Brien	N.Y. Jets, Philadelphia	16	489	303	3837	62.0	25	13
4. Steve Grogan	New England	22	535	280	3709	52.3	21	25
5. Drew Bledsoe	New England	12	463	260	3310	56.2	17	16
6. Joe Namath	N.Y. Jets	16	388	201	2952	51.8	19	25
7. Richard Todd	N.Y. Jets	14	354	203	2718	57.3	18	25
8. Bert Jones	Baltimore, L.A. Rams	13	326	188	2388	57.7	15	6
9. Boomer Esiason	Cincinnati, N.Y. Jets, Arizona	9	282	167	2101	59.2	12	12
10. Jim Plunkett	New England, Oakland	11	274	142	1771	51.8	10	12

RECEIVING

PLAYER	TEAMS	GAMES	NO.	YDS.	AVG.	LG	TD
1. Andre Reed	Buffalo	26	120	1708	14.2	83t	10
2. Al Toon	N.Y. Jets	14	78	1094	14.0	44t	3
3. Stanley Morgan	New England, Indianapolis	23	71	1423	20.0	76t	6
4. Wesley Walker	N.Y. Jets	18	70	1342	19.2	71t	17
5. Thurman Thomas	Buffalo	20	67	745	11.1	50t	3
6. Bill Brooks	Indianapolis, Buffalo	20	63	658	10.4	47	3
7. Irving Fryar	New England, Philadelphia	19	60	948	15.8	54t	12
8. Ben Coates	New England	12	55	744	13.5	84t	9
9. Lydell Mitchell	San Diego, Baltimore	12	53	430	8.1	18	1
10. Albert Bentley	Indianapolis	10	51	439	8.6	26	2

OPPONENTS OUTSTANDING PERFORMANCES

300-PLUS PASSING YARDS

PLAYER	TEAM	DATE	ATT.	COMP.	YDS.	TD	INT.	LG
Ken O'Brien	N.Y. Jets	9/21/86	43	29	479	4	1	65t
James Harris	L.A. Rams	10/3/76	29	17	436	2	1	58
* Dan Fouts	San Diego	1/2/82	55	33	433	4	1	43
Drew Bledsoe	New England	11/23/98	54	28	423	2	2	49
Drew Bledsoe	New England	9/4/94	51	32	421	4	2	62t
Joe Ferguson	Buffalo	10/9/83	55	38	419	5	1	35
Drew Bledsoe	New England	11/3/96	41	30	419	3	2	84t

PLAYER	TEAM	DATE	ATT.	COMP.	YDS.	TD	INT.	LG
Joe Namath	N.Y. Jets	10/1/67	39	23	415	3	1	62
Bernie Kosar	Cleveland	11/10/86	50	32	401	0	0	44
Ken O'Brien	N.Y. Jets	11/10/85	43	26	393	2	0	44
Boomer Esiason	N.Y. Jets	11/27/94	41	26	382	2	2	69
Elvis Grbac	San Francisco	11/20/95	41	31	382	4	0	47t
Jim Kelly	Buffalo	9/1/91	39	29	381	2	1	54t
Dan Fouts	San Diego	11/18/84	56	37	380	4	1	44
Steve DeBerg	Tampa Bay	10/20/85	32	19	365	4	1	57
Troy Aikman	Dallas	10/27/96	41	33	363	3	0	61
Brett Favre	Green Bay	9/11/94	51	31	362	2	1	35
* Doug Flutie	Buffalo	1/2/99	36	21	360	1	1	65
Jim Kelly	Buffalo	10/25/87	39	29	359	2	0	34
Dennis Shaw	Buffalo	10/18/70	32	24	358	2	2	48
Brian Sipe	Cleveland	11/18/79	42	23	358	3	0	54
Bert Jones	Baltimore	9/27/81	27	20	357	3	1	67t
Steve Grogan	New England	11/8/81	40	23	355	1	4	76t
Danny White	Dallas	10/25/81	32	22	354	3	1	38
Steve Grogan	New England	11/29/79	39	21	350	3	2	38
Daryle Lamonica	Oakland	9/21/68	24	15	344	4	0	73t
Mike Tomczak	Pittsburgh	11/20/94	42	26	343	0	0	40
Erik Kramer	Chicago	10/27/97	50	32	343	2	0	54
Ken Anderson	Cincinnati	11/28/83	36	23	342	1	2	80t
Pat Ryan	N.Y. Jets	11/27/88	43	27	341	2	1	35
Tony Eason	New England	9/17/89	49	25	341	1	1	45
* Jim Kelly	Buffalo	1/12/91	29	19	339	3	1	44
Joe Ferguson	Buffalo	10/12/81	29	20	338	3	0	65t
Steve Bartkowski	Atlanta	9/21/80	36	18	332	2	0	53
Joe Ferguson	Buffalo	12/7/77	40	25	331	3	1	27
** Joe Montana	San Francisco	1/20/85	35	24	331	3	0	34
Vinny Testaverde	Baltimore	10/19/97	47	32	331	1	0	34t
Ken O'Brien	N.Y. Jets	9/24/89	37	27	329	3	1	37t
Drew Bledsoe	New England	1/2/94	43	27	329	4	1	42
Bruce Matheson	Seattle	10/4/87	42	20	326	2	3	30
Warren Moon	Minnesota	9/25/94	37	26	326	3	0	44
Neil O'Donnell	N.Y. Jets	9/15/96	44	25	325	3	3	78t
Boomer Esiason	N.Y. Jets	9/12/93	33	22	323	2	1	51
Glenn Foley	N.Y. Jets	11/9/97	48	25	322	1	1	33
Mark Rypien	St. Louis	12/24/95	42	27	320	2	1	31
Jim Harbaugh	Indianapolis	10/8/95	33	25	319	3	0	47t
Neil O'Donnell	N.Y. Jets	10/12/97	37	24	319	2	0	70
Steve Bono	Kansas City	12/12/94	55	33	314	2	3	22t
* Joe Montana	Kansas City	12/31/94	37	26	314	2	1	57t
Dan Fouts	San Diego	10/15/78	30	22	313	1	2	46
Tony Eason	New England	10/21/84	29	19	313	3	0	76t
* Mark Malone	Pittsburgh	1/6/85	36	20	312	3	3	29t
Richard Todd	N.Y. Jets	10/4/81	39	28	310	4	1	46
Mike Livingston	Kansas City	10/19/69	34	17	308	1	1	93t
Neil Lomax	St. Louis	9/30/84	37	22	308	1	0	29
* Dan Pastorini	Houston	12/24/78	29	20	306	1	0	34
Jim Kelly	Buffalo	10/4/92	48	25	306	1	4	28
Greg Landry	Baltimore	11/25/79	42	25	304	3	2	31t
Sonny Jurgensen	Washington	10/13/74	39	26	303	2	3	37
Peyton Manning	Indianapolis	9/6/98	37	21	302	1	3	42
Pat Ryan	N.Y. Jets	10/4/87	49	30	301	4	2	35t

100-PLUS RECEIVING YARDS

PLAYER	TEAM	DATE	NO.	YDS.	TD	LG
* Eric Moulds	Buffalo	1/2/99	9	240	1	65
Ron Jessie	L.A. Rams	10/3/76	7	220	2	58t
Isaac Bruce	St. Louis	12/24/95	15	210	1	31
Wesley Walker	N.Y. Jets	9/21/86	6	194	4	65t
Michael Irvin	Dallas	10/27/96	12	186	1	61
Stanley Morgan	New England	11/8/81	5	182	1	76t
Al Toon	N.Y. Jets	11/27/88	14	181	0	29
Reggie Rucker	Cleveland	11/18/79	9	177	1	54

PLAYER	TEAM	DATE	NO.	YDS.	TD	LG
Theo Bell	Pittsburgh	11/30/80	4	173	0	45
Johnnie Morton	Detroit	12/7/97	9	171	1	41
* Kellen Winslow	San Diego	1/2/82	13	166	1	31
Tommy Kane	Seattle	12/16/90	10	166	0	25
Ben Coates	New England	9/4/94	8	161	2	62t
Don Maynard	N.Y. Jets	12/1/68	7	160	3	54t
Al Toon	N.Y. Jets	9/24/89	10	159	1	37t
Bake Turner	N.Y. Jets	9/3/78	7	157	0	71
Al Toon	N.Y. Jets	11/10/85	10	156	0	44
Andre Reed	Buffalo	9/1/91	11	154	1	54t
Frank Lewis	Buffalo	9/17/78	5	153	1	92t
* James Lofton	Buffalo	1/12/91	7	149	1	44
Jerry Rice	San Francisco	11/20/95	8	149	2	47t
Stanley Morgan	New England	12/22/86	8	148	2	30t
Marlin Briscoe	Buffalo	10/18/70	7	145	2	46t
Raymond Butler	Baltimore	9/27/81	4	145	2	67t
Mark Carrier	Tampa Bay	10/30/88	9	142	0	47
* Stephone Paige	Kansas City	1/5/91	8	142	1	33
Jimmy Teal	Seattle	10/4/87	9	137	0	32
Joey Galloway	Seattle	10/6/96	5	137	2	65t
Alfred Jenkins	Atlanta	9/21/80	4	136	0	33
Jeff Graham	N.Y. Jets	9/15/96	5	136	1	78t
Ben Coates	New England	11/3/96	5	135	2	84t
Andre Reed	Buffalo	10/13/96	10	134	0	49
Stephone Paige	Kansas City	12/3/89	7	133	1	38t
Fred Biletnikoff	Oakland	9/20/69	9	132	1	13t
Otis Taylor	Kansas City	10/19/69	4	131	0	79
J.J. Birden	Kansas City	12/12/94	10	131	1	22t
Shawn Jefferson	New England	11/23/98	6	131	1	38
Chris Burkett	Buffalo	10/25/87	9	130	1	34
Randy Vataha	New England	12/5/71	7	129	2	51t
* Steve Largent	Seattle	12/29/84	6	128	1	56t
Cris Collinsworth	Cincinnati	11/28/83	8	127	0	48
Jake Reed	Minnesota	9/25/94	9	127	0	21
Andre Reed	Buffalo	12/16/96	6	127	1	67t
Charlie Mitchell	Denver	12/4/66	4	126	1	79t
Wesley Walker	N.Y. Jets	11/26/78	6	126	1	42
Lance Alworth	San Diego	11/12/67	4	125	1	54t
Stanley Morgan	New England	10/5/86	6	125	1	27t
Tim Brown	Oakland	11/30/97	8	125	1	36
Stanley Morgan	New England	11/29/79	5	124	1	38t
Rob Moore	N.Y. Jets	9/12/93	6	124	0	51
Rob Moore	N.Y. Jets	11/27/94	7	124	0	35
Jim Whalen	Boston	12/17/67	4	122	0	33
* Fred Biletnikoff	Oakland	12/21/74	8	122	1	20
Dokie Williams	L.A. Raiders	12/2/84	2	122	1	75t
Leonard Thompson	Detroit	10/27/85	7	122	1	38t
Andre Reed	Buffalo	9/11/88	8	122	0	21
* Andre Reed	Buffalo	1/12/91	4	122	2	43
Don Maynard	N.Y. Jets	11/2/69	4	121	2	42t
Wayne Patrick	Buffalo	10/18/70	6	121	0	48
Joe Washington	Baltimore	11/11/79	10	121	0	23
Henry Ellard	L.A. Rams	12/14/86	8	121	1	22
Tony Martin	San Diego	11/5/95	7	121	1	50t
Sammy White	Minnesota	12/11/76	9	120	3	36t
Butch Woolfolk	Houston	9/8/85	3	120	1	80t
Eric Sievers	San Diego	11/18/84	12	119	2	24
Fred Biletnikoff	Oakland	10/4/69	9	119	1	23
Mike Jones	New Orleans	12/7/86	6	119	0	34
Vincent Brisby	New England	11/12/95	6	118	1	47t
Richard Caster	N.Y. Jets	10/7/74	3	117	1	89t
O.J. Simpson	Buffalo	12/7/75	8	117	1	62t
Eric Sievers	New England	12/10/89	6	117	0	41
Carl Pickens	Cincinnati	10/1/95	9	117	3	44t
Paul Coffman	Green Bay	10/28/79	5	116	1	78t
Jimmie Giles	Tampa Bay	10/20/85	7	116	4	39t

PLAYER	TEAM	DATE	NO.	YDS.	TD	LG
Irving Fryar	Philadelphia	10/20/96	8	116	4	38t
Shawn Jefferson	New England	10/25/98	4	116	0	54
Tony Hill	Dallas	12/17/84	6	115	1	66t
Isaac Curtis	Cincinnati	11/28/83	4	114	1	80t
Stanley Morgan	New England	10/21/84	3	114	1	76t
Otis Taylor	Kansas City	11/13/66	4	113	1	89t
Otis Taylor	Kansas City	9/28/68	3	113	1	44
Eric Crabtree	Cincinnati	9/14/69	3	113	2	69t
James Lofton	L.A. Raiders	10/9/88	5	113	0	32
Jim Colclough	Boston	12/17/67	3	112	0	52
Mike Barber	Houston	12/24/78	4	112	0	55
Wesley Walker	N.Y. Jets	10/4/81	8	112	2	46
Will Moore	New England	9/10/95	8	112	0	33
Terry Glenn	New England	11/3/96	10	112	0	20
Roy Jefferson	Washington	10/13/74	7	111	1	37t
John Holland	Buffalo	9/13/76	2	111	2	58t
* John Stallworth	Pittsburgh	1/6/85	4	111	2	65t
Al Toon	N.Y. Jets	9/21/86	7	111	0	31
* Ed Podolak	Kansas City	12/25/71	8	110	1	29
Anthony Miller	San Diego	12/27/93	7	110	2	41t
Wesley Walker	N.Y. Jets	9/3/78	4	108	2	47t
* Charlie Joiner	San Diego	1/2/82	7	108	0	39
Art Monk	N.Y. Jets	11/27/94	5	108	0	69
* Steve Tasker	Buffalo	12/30/95	5	108	1	37t
Dedric Ward	N.Y. Jets	11/9/97	6	108	0	33
Jack Snow	L.A. Rams	10/31/71	5	107	1	51t
Warren Wells	Oakland	9/21/68	3	106	1	73t
Raymond Chester	Baltimore	12/1/76	5	106	0	48
Frank Lewis	Buffalo	10/12/81	5	106	0	30
Tony Hill	Dallas	10/25/81	5	106	0	38
* Wes Chandler	San Diego	1/2/82	6	106	0	47
Andre Reed	Buffalo	12/4/94	3	106	2	83t
Warrick Dunn	Tampa Bay	9/21/97	6	106	1	58t
Bake Turner	N.Y. Jets	12/14/69	4	105	2	34t
Harold Jackson	New England	11/29/79	5	105	1	33
Eddie Brown	Cincinnati	11/8/87	8	105	0	32
Jermaine Lewis	Baltimore	10/19/97	6	105	0	28
Wayne Chrebet	N.Y. Jets	12/13/98	5	105	1	52
Tony Martin	Atlanta	12/27/98	3	105	1	53
Art Powell	Oakland	9/2/66	8	104	1	17t
* Elmo Wright	Kansas City	12/25/71	3	104	0	63
Derrick Gaffney	N.Y. Jets	9/30/79	4	104	0	43
Wayne Chrebet	N.Y. Jets	10/12/97	5	104	1	70
Tim Brown	Oakland	12/6/98	9	104	2	27
Gary Garrison	San Diego	10/11/69	4	103	2	40t
* Ken Burrough	Houston	12/24/78	6	103	0	53
Thurman Thomas	Buffalo	9/1/91	8	103	1	50t
* Kimble Anders	Kansas City	12/31/94	6	103	1	57t
Marvin Harrison	Indianapolis	9/6/98	5	102	1	42
Andre Rison	Atlanta	10/11/92	7	101	1	22t
Richard Caster	N.Y. Jets	11/24/74	6	100	2	45t
Al Toon	N.Y. Jets	12/7/87	5	100	1	44t
Lawrence Dawsey	Tampa Bay	12/1/91	8	100	1	17t
Curtis Conway	Chicago	10/27/97	6	100	0	54
Ken Dilger	Indianapolis	12/14/97	5	100	3	43

100-PLUS RUSHING YARDS

PLAYER	TEAM	DATE	NO.	YDS.	TD	LG
O.J. Simpson	Buffalo	12/5/76	24	203	1	75t
Rueben Mayes	New Orleans	12/7/86	28	203	2	34t
Earl Campbell	Houston	11/20/78	28	199	4	81t
* Terrell Davis	Denver	1/9/99	21	199	2	62
Freeman McNeil	N.Y. Jets	10/14/85	28	173	0	20
Ricky Watters	Philadelphia	10/20/96	25	173	1	49t
Gerald Riggs	Atlanta	11/30/86	33	172	1	31
Eric Dickerson	Indianapolis	12/4/88	31	169	1	19

PLAYER	TEAM	DATE	NO.	YDS.	TD	LG
** John Riggins	Washington	1/30/83	38	166	1	43t
Thurman Thomas	Buffalo	9/1/91	25	165	1	20
Jim Nance	Boston	12/17/67	24	164	2	29
William Andrews	Atlanta	12/10/83	21	161	1	24t
* Earnest Byner	Cleveland	1/4/86	16	161	2	66t
Hoyle Granger	Houston	12/23/67	21	160	1	23
Wayne Wilson	New Orleans	10/2/83	34	160	0	12
* Thurman Thomas	Buffalo	12/30/95	25	158	1	32
Don Woods	San Diego	9/29/74	18	157	2	56t
Earnest Byner	Washington	12/2/90	32	157	3	21
Marcus Allen	L.A. Raiders	12/2/84	20	155	3	52t
Eric Dickerson	Indianapolis	11/15/87	30	154	1	13
Thurman Thomas	Buffalo	12/23/90	30	154	1	13t
Christian Okoye	Kansas City	10/13/91	23	153	1	38t
Dick Post	San Diego	11/3/68	21	151	0	24
Thurman Thomas	Buffalo	12/3/89	27	148	1	30t
Christian Okoye	Kansas City	12/24/89	32	148	1	13
Thurman Thomas	Buffalo	12/17/95	35	148	1	15
Barry Sanders	Detroit	9/15/91	32	143	0	14
Lydell Mitchell	Baltimore	10/9/77	17	142	1	64t
Curtis Martin	New England	11/12/95	30	142	2	23
* Natrone Means	San Diego	1/8/95	24	139	1	24t
Earl Campbell	Houston	12/4/83	28	138	1	35t
Barry Sanders	Detroit	12/7/97	30	137	1	19
Thurman Thomas	Buffalo	11/18/91	23	135	1	30
Paul Robinson	Cincinnati	11/17/68	22	134	3	54t
Jim Nance	Boston	11/27/66	23	133	1	27t
Freeman McNeil	N.Y. Jets	11/4/84	20	132	1	52
Johnny Hector	N.Y. Jets	12/22/91	13	132	0	47
Robert Holmes	Kansas City	9/28/68	13	128	1	76t
Joe Washington	Baltimore	10/29/78	20	126	0	29
Floyd Little	Denver	10/27/68	25	126	1	19
Eric Dickerson	Indianapolis	9/25/88	30	125	0	9
Thurman Thomas	Buffalo	10/9/94	31	125	2	26t
Earnest Jackson	San Diego	11/18/84	28	124	0	16
Eric Dickerson	L.A. Rams	12/14/86	28	124	1	25
Neal Anderson	Chicago	9/4/88	24	123	2	15
Scott Lockwood	New England	12/27/92	30	123	0	23
Tony Dorsett	Dallas	10/25/81	24	122	0	18
Walter Payton	Chicago	12/2/85	23	121	0	15
Larry Kinnebrew	Buffalo	10/29/89	21	121	1	25
Dorsey Levens	Green Bay	9/14/97	21	121	0	23
O.J. Simpson	Buffalo	11/18/73	20	120	0	28
Earl Campbell	Houston	11/5/79	32	120	0	11
* Chuck Muncie	San Diego	1/2/82	24	120	1	19
Jim Braxton	Buffalo	11/18/73	17	119	0	36
Craig James	New England	11/3/85	23	119	0	14
Ronnie Harmon	Buffalo	11/29/87	23	119	0	19
Jerome Bettis	Pittsburgh	11/25/96	27	119	0	14
Natrone Means	San Diego	12/27/93	18	118	3	65t
Warren Williams	Pittsburgh	12/18/88	16	117	0	33
* Thurman Thomas	Buffalo	1/12/91	32	117	2	14
Franco Harris	Pittsburgh	11/30/80	28	116	1	9t
Freeman McNeil	N.Y. Jets	9/19/82	13	116	0	48
Freeman McNeil	N.Y. Jets	11/26/84	24	116	0	39
Emerson Boozer	N.Y. Jets	12/13/70	18	114	0	21
Curtis Brown	Buffalo	11/12/78	11	114	1	58t
James Jones	Detroit	10/27/85	36	114	1	8
Jim Nance	Boston	10/15/67	20	113	0	19
Mel Owens	Detroit	12/15/73	27	113	1	10
Horace Ivory	New England	10/22/78	15	113	2	28
* Curt Warner	Seattle	12/31/83	29	113	2	18
Terry Allen	Minnesota	9/25/94	15	113	1	45
Jim Nance	Boston	12/8/68	19	111	1	30t
Wilbert Montgomery	Philadelphia	9/24/78	25	111	0	12
Franco Harris	Pittsburgh	11/14/76	22	110	1	26

PLAYER	TEAM	DATE	NO.	YDS.	TD	LG
Rocky Bleier	Pittsburgh	11/14/76	20	110	0	13
Eric Dickerson	Indianapolis	12/30/90	20	110	0	16
Jim Nance	Boston	11/30/69	17	109	0	23
Stump Mitchell	St. Louis	9/30/84	20	109	2	19
Joe Cribbs	Buffalo	12/27/82	19	108	1	62t
Curtis Martin	N.Y. Jets	10/4/98	36	108	1	15
Freeman McNeil	N.Y. Jets	11/10/85	26	107	0	13
Eric Dickerson	Indianapolis	12/17/89	21	107	2	17
Lydell Mitchell	Baltimore	11/23/75	26	106	1	32t
Sam Cunningham	New England	9/19/76	21	106	0	15
Eddie George	Tennessee	9/7/97	23	106	1	13t
Raymont Harris	Chicago	10/27/97	25	106	1	9
Franco Harris	Pittsburgh	12/3/73	15	105	1	21t
Marcus Allen	L.A. Raiders	9/19/83	22	105	0	15
* Craig James	New England	1/12/86	22	105	0	21
Lydell Mitchell	Baltimore	12/9/73	35	104	0	9
John Stephens	New England	11/6/88	25	104	1	13t
Rod Bernstine	San Diego	12/15/91	13	104	3	63t
Sammy Winder	Denver	9/29/85	20	103	2	19
Brad Baxter	N.Y. Jets	11/1/92	20	103	0	28
Jamal Anderson	Atlanta	12/27/98	18	103	1	36t
Eric Dickerson	L.A. Rams	10/30/83	14	101	1	40
* Wendell Hayes	Kansas City	12/25/71	22	100	0	22
Mark van Eeghen	New England	12/12/82	22	100	0	11

* Playoff game

** Super Bowl

THE LAST TIME . . .

(regular season)

KICKOFF RETURNED FOR A TOUCHDOWN

By Dolphins – Marc Logan at Houston (97 yards), 10/1/89

By Opponents – Vaughn Henbron of Denver (95 yards), 12/21/98

PUNT RETURNED FOR A TOUCHDOWN

By Dolphins – O.J. McDuffie vs. Pittsburgh (72 yards), 12/13/93

By Opponents – Dewell Brewer at Indianapolis (75 yards), 12/18/94

INTERCEPTED PASS RETURNED FOR A TOUCHDOWN

By Dolphins – Zach Thomas (one-yard) in first quarter and Robert Jones (14 yards) in second quarter at Oakland, 12/6/98

By Opponents – Ronnie Bradford at Atlanta (11 yards), 12/27/98

FUMBLE RETURNED FOR A TOUCHDOWN

By Dolphins – Tim Bowens at Oakland (in endzone), 11/30/97

By Opponents – Rod Smith of Denver (in endzone), 12/21/98

OPPONENTS FUMBLE RETURNED FOR A TOUCHDOWN

By Dolphins – Tim Bowens at Oakland (in endzone), 11/30/97

By Opponents – Chad Cascadden of N.Y. Jets (23 yards), 12/13/98

BLOCKED FIELD GOAL RETURNED FOR A TOUCHDOWN

By Dolphins – Curtis Johnson vs. Green Bay (47 yards), 12/19/71

By Opponents – George Radachowsky of N.Y. Jets (78 yards), 9/24/89

BLOCKED PUNT RETURNED FOR A TOUCHDOWN

By Dolphins – Mark Higgs vs. New England (19 yards), 10/18/90

By Opponents – Chris Burkett at N.Y. Jets (11 yards), 9/29/91

SAFETY SCORED

By Dolphins – intentional grounding in end zone (Jim Harbaugh) vs. Indianapolis, 11/10/96

By Opponents – John Thierry of Chicago (sacks Dan Marino in end zone), 10/27/97

SHUTOUT

By Dolphins – at Miami 14, St. Louis 0, 10/18/98

By Opponents – at Indianapolis 41, Miami 0, 12/14/97

200 YARDS RUSHING
 By Dolphins – None
 By Opponents – Rueben Mayes at New Orleans (203 yards), 12/7/86

100 YARDS RUSHING
 By Dolphins – Karim Abdul-Jabbar at Carolina (127 yards), 11/15/98
 By Opponents – Jamal Anderson at Atlanta (103 yards), 12/27/98

100 YARDS RUSHING IN A HALF
 By Dolphins – Karim Abdul-Jabbar at Carolina (114 yards in first half), 11/15/98
 By Opponents – Johnny Hector of N.Y. Jets (111 yards in second half), 12/22/91

TWO 100-YARD RUSHERS
 By Dolphins – Mercury Morris (125 yards) and Don Nottingham (102 yards) at Green Bay, 10/5/75
 By Opponents – Thurman Thomas (148 yards) and Larry Kinnebrew (121 yards) at Buffalo, 10/29/89

100 YARDS RUSHING AND RECEIVING
 By Dolphins – None
 By Opponents – Thurman Thomas at Buffalo (165 rushing yards and 103 receiving yards), 9/1/91

400 YARDS PASSING
 By Dolphins – Dan Marino at Cincinnati (450 yards), 10/1/95
 By Opponents – Drew Bledsoe at New England (423 yards), 11/23/98

300 YARDS PASSING
 By Dolphins – Dan Marino at Atlanta (320 yards), 12/27/98
 By Opponents – Drew Bledsoe at New England (423 yards), 11/23/98

200 YARDS RECEIVING
 By Dolphins – Irving Fryar vs. New England (211 yards), 9/4/94
 By Opponents – Isaac Bruce at St. Louis (210 yards), 12/24/95

100 YARDS RECEIVING
 By Dolphins – Oronde Gadsden at Atlanta (153 yards), 12/27/98
 By Opponents – Tony Martin at Atlanta (105 yards), 12/27/98

100 YARDS RECEIVING IN A HALF
 By Dolphins – Lamar Thomas vs. Denver (101 yards in second half), 12/21/98
 By Opponents – Wayne Chrebet of N.Y. Jets (105 yards in first half), 12/13/98

TWO 100-YARD RECEIVERS
 By Dolphins – Mark Ingram (117 yards) and Irving Fryar (103 yards) at N.Y. Jets, 11/27/94
 By Opponents – Ben Coates (135 yards) and Terry Glenn (112 yards) at New England, 11/3/96

FIVE TOUCHDOWN PASSES
 By Dolphins – Dan Marino vs. New England, 9/4/94
 By Opponents – Joe Ferguson of Buffalo, 10/9/83

FOUR TOUCHDOWN PASSES
 By Dolphins – Dan Marino vs. Denver, 12/21/98
 By Opponents – Jim Harbaugh at Indianapolis, 12/14/97

THREE TOUCHDOWN PASSES
 By Dolphins – Dan Marino vs. Denver (4), 12/21/98
 By Opponents – Doug Flutie at Buffalo, 11/1/98

FOUR TOUCHDOWN RECEPTIONS
 By Dolphins – Mark Ingram at N.Y. Jets, 11/27/94
 By Opponents – Irving Fryar at Philadelphia, 10/20/96

THREE TOUCHDOWN RECEPTIONS
 By Dolphins – Lamar Thomas vs. Denver, 12/21/98
 By Opponents – Ken Dilger at Indianapolis, 12/14/97

TWO TOUCHDOWN RECEPTIONS
 By Dolphins – Lamar Thomas vs. Denver (3), 12/21/98
 By Opponents – O.J. Santiago at Atlanta, 12/27/98

FOUR TOUCHDOWNS RUSHING
 By Dolphins – None
 By Opponents – Earl Campbell at Houston, 11/20/78

THREE TOUCHDOWNS RUSHING
 By Dolphins – Karim Abdul-Jabbar at New England, 11/23/97
 By Opponents – Curtis Martin at New England, 11/3/96

TWO TOUCHDOWNS RUSHING
 By Dolphins – Karim Abdul-Jabbar at New England (3), 11/23/97
 By Opponents – Fred Taylor at Jacksonville, 10/12/98

FOUR FIELD GOALS
 By Dolphins – Olindo Mare vs. New England, 10/25/98 (OT)
 By Opponents – Adam Vinatieri at New England, 11/23/98

THREE FIELD GOALS

By Dolphins – Olindo Mare vs. New Orleans, 11/29/98
 By Opponents – Adam Vinatieri at New England (4), 11/23/98

THREE INTERCEPTIONS

By Dolphins – Louis Oliver at Buffalo, 10/4/92
 By Opponents – Erik McMillan of N.Y. Jets, 10/23/88

TWO INTERCEPTIONS

By Dolphins – Robert Jones and Zach Thomas at Oakland, 12/6/98
 By Opponents – Victor Green at N.Y. Jets, 10/4/98

THREE SACKS

By Dolphins – Jeff Cross at Philadelphia, 11/14/93
 By Opponents – Tony Bennett at Indianapolis, 11/26/95

TWO SACKS

By Dolphins – Trace Armstrong at Oakland (2.5), 12/6/98
 By Opponents – Dan Footman at Indianapolis, 12/14/97

BLOCKED FIELD GOAL

By Dolphins – Shane Burton vs. N.Y. Jets (John Hall, 32 yards), 12/13/98
 By Opponents – Aundray Bruce at Oakland (Olindo Mare, 44 yards), 11/30/97

BLOCKED PUNT

By Dolphins – Kirby Dar Dar at Houston (Reggie Roby), 11/17/96
 By Opponents – Terry Wooden at Oakland (Klaus Wilmsmeyer), 12/6/98

MISSED POINT AFTER TOUCHDOWN ATTEMPT

By Dolphins – Olindo Mare at Atlanta, 12/27/98
 By Opponents – Jason Hanson of Detroit, 12/7/97

TWO POINT CONVERSION

By Dolphins – Troy Drayton pass from Craig Erickson at Philadelphia, 10/20/96
 By Opponents – Ed McCaffrey pass from Bubby Brister of Denver, 12/21/98

YEAR-BY-YEAR LEADERS

RUSHING

YEAR	PLAYER	G	NO.	YDS.	AVG.	LG	TD
1966	Joe Auer	14	121	416	3.4	41	4
1967	Abner Haynes	10	56	274	4.9	65t	2
1968	+ Jim Kiick	14	165	621	3.8	25	4
1969	Jim Kiick	14	180	575	3.2	27	9
1970	Larry Csonka	14	193	874	4.5	53	6
1971	Larry Csonka	14	195	1051	5.4	28	7
1972	Larry Csonka	14	213	1117	5.2	45	6
1973	Larry Csonka	14	219	1003	4.6	25	5
1974	Larry Csonka	12	197	749	3.8	24	9
1975	Mercury Morris	14	219	875	4.0	49	4
1976	Benny Malone	14	186	797	4.3	31	4
1977	Benny Malone	14	129	615	4.8	66t	5
1978	Delvin Williams	16	272	1258	4.6	58t	8
1979	Larry Csonka	16	220	837	3.8	22	12
1980	Delvin Williams	15	187	671	3.6	65	2
1981	Tony Nathan	13	147	782	5.3	46	5
1982	Andra Franklin	9	177	701	4.0	25t	7
1983	Andra Franklin	15	224	746	3.3	18	8
1984	Woody Bennett	16	144	606	4.2	23	7
1985	Tony Nathan	16	143	667	4.7	22	5
1986	Lorenzo Hampton	16	189	830	4.5	54t	9
1987	+ Troy Stradford	12	145	619	4.3	51	6
1988	Lorenzo Hampton	16	117	414	3.5	33	9
1989	+ Sammie Smith	13	200	659	3.3	25	6
1990	Sammie Smith	16	226	831	3.7	33	8
1991	Mark Higgs	14	231	905	3.9	24	4
1992	Mark Higgs	16	256	915	3.6	23	7
1993	Mark Higgs	16	186	693	3.7	31	3
1994	Bernie Parmalee	15	216	868	4.0	47t	6

YEAR	PLAYER	G	NO.	YDS.	AVG.	LG	TD
1995	Bernie Parmalee	16	236	878	3.7	40	9
1996	+ Karim Abdul-Jabbar	16	307	1116	3.6	29	11
1997	Karim Abdul-Jabbar	16	283	892	3.2	22	15
1998	Karim Abdul-Jabbar	15	270	960	3.6	45	6

RECEIVING

YEAR	PLAYER	G	NO.	YDS.	AVG.	LG	TD
1966	Dave Kocourek	14	27	320	11.9	43	2
1967	+ Jack Clancy	14	67	868	13.0	44	2
1968	Karl Noonan	14	58	760	13.1	50	11
1969	Larry Seiple	13	41	577	14.1	41t	5
1970	Jim Kiick (RB)	14	42	497	11.8	47	0
1971	Paul Warfield	14	43	996	23.2	86t	11
1972	Paul Warfield	12	29	606	20.9	47	3
1973	Marlin Briscoe	14	30	447	14.9	53	2
1974	Nat Moore	13	37	605	16.4	48	2
1975	Nat Moore	14	40	705	17.6	79t	4
1976	Nat Moore	9	33	625	18.9	67t	4
1977	Nat Moore	14	52	765	14.7	73t	12
1978	Nat Moore	16	48	645	13.5	47	10
1979	Nat Moore	16	48	840	17.5	53	6
1980	Tony Nathan (RB)	16	57	588	10.3	61	5
1981	Duriel Harris	15	53	911	17.2	55	2
1982	Tom Vigorito (RB)	9	24	186	7.8	26	0
1983	Tony Nathan (RB)	16	52	461	8.9	25	1
1984	Mark Clayton	15	73	1389	19.0	65t	18
1985	Tony Nathan (RB)	16	72	651	9.0	73	1
1986	Mark Duper	16	67	1313	19.6	85t	11
1987	+ Troy Stradford (RB)	12	48	457	9.5	34	1
1988	Mark Clayton	16	86	1129	13.1	45t	14
1989	Mark Clayton	15	64	1011	15.8	78t	9
1990	Mark Duper	16	52	810	15.6	69t	5
1991	Mark Duper	16	70	1085	15.5	43t	5
	Mark Clayton	16	70	1053	15.0	43t	12
1992	Bobby Humphrey (RB)	16	54	507	9.4	26	1
1993	+ Terry Kirby (RB)	16	75	874	11.7	47	3
1994	Irving Fryar	16	73	1270	17.4	54t	7
1995	Terry Kirby (RB)	16	66	618	9.4	46	3
1996	O.J. McDuffie	16	74	918	12.4	36	8
1997	O.J. McDuffie	16	76	943	12.4	55	1
1998	O.J. McDuffie	16	90	1050	11.7	61t	7

PASSING (minimum 150 attempts)

YEAR	PLAYER	G	ATT.	CMP.	YDS.	PCT.	TD	INT.	RATE
1976	Bob Griese	13	272	162	2097	59.6	11	12	78.9
1966	Dick Wood	10	230	83	993	36.1	4	14	30.6
1967	+ Bob Griese	12	331	166	2005	50.2	15	18	61.6
1968	Bob Griese	13	355	186	2473	52.4	21	16	75.7
1969	Bob Griese	9	252	121	1695	48.0	10	16	56.9
1970	Bob Griese	14	245	142	2019	58.0	12	17	72.1
1971	Bob Griese	14	263	145	2089	55.1	19	9	90.9
1972	Earl Morrall	14	150	83	1360	55.3	11	7	91.0
1973	Bob Griese	13	218	116	1422	53.2	17	8	84.3
1974	Bob Griese	13	253	152	1968	60.1	16	15	80.9
1975	Bob Griese	10	191	118	1693	61.8	14	13	86.6
1976	Bob Griese	13	272	162	2097	59.6	11	12	78.9
1977	Bob Griese	14	307	180	2252	58.6	22	13	87.7
1978	Bob Griese	11	235	148	1791	63.0	11	11	82.4
1979	Bob Griese	14	310	176	2160	56.8	14	16	72.0
1980	+ David Woodley	13	327	176	1850	53.8	14	17	63.1
1981	David Woodley	15	366	191	2470	52.2	12	13	69.8
1982	David Woodley	9	179	98	1080	54.7	5	8	63.5
1983	+ Dan Marino	11	296	173	2210	58.4	20	6	96.0
1984	Dan Marino	16	564	362	5084	64.2	48	17	108.9
1985	Dan Marino	16	567	336	4137	59.3	30	21	84.1

YEAR	PLAYER	G	ATT.	CMP.	YDS.	PCT.	TD	INT.	RATE
1986	Dan Marino	16	623	378	4746	60.7	44	23	92.5
1987	Dan Marino	12	444	263	3245	59.2	26	13	89.2
1988	Dan Marino	16	606	354	4434	58.4	28	23	80.8
1989	Dan Marino	16	550	308	3997	56.0	24	22	76.9
1990	Dan Marino	16	531	306	3563	57.6	21	11	82.6
1991	Dan Marino	16	549	318	3970	57.9	25	13	85.8
1992	Dan Marino	16	554	330	4116	59.6	24	16	85.1
1993	Scott Mitchell	13	233	133	1773	57.1	12	8	84.2
1994	Dan Marino	16	615	385	4453	62.6	30	17	89.2
1995	Dan Marino	14	482	309	3668	64.1	24	15	90.8
1996	Dan Marino	13	373	221	2795	59.2	17	9	87.8
1997	Dan Marino	16	548	319	3780	58.2	16	11	80.7
1998	Dan Marino	16	537	310	3497	57.7	23	15	80.0

PUNT RETURNS

YEAR	PLAYER	NO.	YDS.	AVG.	LG	TD
1966	Joe Auer	5	99	19.8	56	0
1967	Abner Haynes	6	37	6.2	20	0
1968	Bob Neff	8	71	8.9	20	0
1969	+ Mercury Morris	25	172	6.9	38	0
1970	+ Jake Scott	27	290	10.7	77t	1
1971	Jake Scott	33	318	9.6	31	0
1972	Charlie Leigh	22	210	9.5	27	0
1973	Jake Scott	22	266	12.1	33	0
1974	Jake Scott	31	346	11.2	30	0
1975	+ Freddie Solomon	26	320	12.3	50t	1
1976	Freddie Solomon	13	205	15.8	79t	1
1977	Freddie Solomon	32	285	8.9	39	0
1978	+ Jimmy Cefalo	28	232	8.3	26	0
1979	+ Tony Nathan	28	306	10.9	86t	1
1980	Tony Nathan	23	178	7.7	30	0
1981	Tom Vigorito	36	379	10.5	87t	1
1982	Tom Vigorito	20	192	9.6	59t	1
1983	+ Mark Clayton	41	392	9.6	60t	1
1984	Fulton Walker	21	169	8.0	33	0
1985	Tom Vigorito	22	197	9.0	21	0
1986	Craig Ellis	24	149	6.2	17	0
1987	+ Scott Schwedes	24	203	8.5	31	0
1988	Scott Schwedes	24	230	9.6	36	0
1989	Scott Schwedes	18	210	11.7	70t	1
1990	Tony Martin	26	140	5.4	35	0
1991	+ Scott Miller	28	248	8.9	32	0
1992	Scott Miller	24	175	7.3	19	0
1993	+ O.J. McDuffie	28	317	11.3	72t	2
1994	O.J. McDuffie	32	228	7.1	26	0
1995	O.J. McDuffie	24	163	6.8	24	0
1996	O.J. McDuffie	22	212	9.6	19	0
1997	Charles Jordan	26	273	10.5	38	0
1998	Terrell Buckley	29	354	12.2	35	0

KICKOFF RETURNS

YEAR	PLAYER	NO.	YDS.	AVG.	LG	TD
1966	Joe Auer	28	698	24.9	95t	1
1967	Bob Neff	15	351	23.4	69	0
1968	Gene Milton	18	408	22.7	74	0
1969	+ Mercury Morris	43	1136	26.4	105t	1
1970	Mercury Morris	28	812	29.0	96t	1
1971	Mercury Morris	15	423	28.2	94t	1
1972	Mercury Morris	14	334	23.9	33	0
1973	Charlie Leigh	9	251	27.9	51	0
1974	+ Nat Moore	22	587	26.7	40	0
1975	+ Freddie Solomon	17	348	20.5	31	0
1976	+ Duriel Harris	17	559	32.9	69	0
1977	Gary Davis	14	414	29.6	73	0
1978	Duriel Harris	29	657	22.7	53	0
1979	+ Tony Nathan	45	1016	22.6	43	0

YEAR	PLAYER	NO.	YDS.	AVG.	LG	TD
1980	Don Bessillieu	40	890	22.3	87	0
1981	+ Fulton Walker	38	932	24.5	90t	1
1982	Fulton Walker	20	433	21.7	32	0
1983	Fulton Walker	36	962	26.7	78	0
1984	Fulton Walker	29	617	21.3	41	0
1985	+ Lorenzo Hampton	45	1020	22.7	46	0
1986	Craig Ellis	25	541	21.6	41	0
1987	Lorenzo Hampton	16	304	19.0	32	0
1988	Joe Cribbs	41	863	21.0	44	0
1989	Marc Logan	24	613	25.5	97t	1
1990	Marc Logan	20	367	18.4	35	0
1991	+ Aaron Craver	32	615	19.2	49	0
1992	Mike Williams	19	328	17.3	28	0
1993	+ O.J. McDuffie	32	755	23.6	48	0
1994	O.J. McDuffie	36	767	21.3	46	0
1995	O.J. McDuffie	23	564	24.5	47	0
1996	Irving Spikes	28	681	24.3	59	0
1997	Irving Spikes	24	565	23.5	48	0
1998	+ John Avery	43	1085	25.2	55	0

INTERCEPTIONS

YEAR	PLAYER	NO.	YDS.	AVG.	LONG	TD
1966	Willie West	8	62	7.8	27	0
1967	Dick Westmoreland	10	127	12.7	29	1
1968	+ Dick Anderson	8	230	28.8	96t	1
1969	+ Lloyd Mumphord	5	102	20.4	51	0
1970	Dick Anderson	8	191	23.9	86	0
1971	Jake Scott	7	34	4.9	21	0
1972	Jake Scott	5	73	14.6	31	0
1973	Dick Anderson	8	163	20.4	38t	2
1974	Jake Scott	8	75	9.4	30	0
1975	Jake Scott	6	60	10.0	38	0
1976	(four players)	(two interceptions)				
1977	Curtis Johnson	4	35	8.8	19	0
1978	Tim Foley	6	12	2.0	8	0
1979	Neal Colzie	5	86	17.2	56	0
	Gerald Small	5	74	14.8	40	0
1980	Gerald Small	7	46	6.6	22	0
1981	Glenn Blackwood	4	124	31.0	39	0
1982	Don McNeal	4	42	10.5	23	1
1983	William Judson	6	60	10.0	29	0
1984	Glenn Blackwood	6	169	28.2	50	0
1985	Glenn Blackwood	6	36	6.0	17	0
1986	(four players)	(two interceptions)				
1987	Paul Lankford	3	44	14.7	44	0
	Glenn Blackwood	3	17	5.7	17	0
1988	+ Jarvis Williams	4	62	15.5	23	0
	William Judson	4	57	14.3	52	0
1989	+ Louis Oliver	4	32	8.0	23	0
1990	Louis Oliver	5	87	17.4	35	0
	Jarvis Williams	5	82	16.4	42t	1
1991	Louis Oliver	5	80	16.0	37	0
1992	Louis Oliver	5	200	40.0	103t	1
1993	J.B. Brown	5	43	8.6	29	0
1994	Troy Vincent	5	113	22.6	58t	1
1995	Troy Vincent	5	95	19.0	69t	1
1996	Terrell Buckley	6	164	27.3	91t	1
1997	Terrell Buckley	4	26	6.5	12	0
1998	Terrell Buckley	8	157	19.6	61	1
	Sam Madison	8	114	14.3	35	0

SCORING*

YEAR	PLAYER	TDs	RUN	REC.	PATs	FGs	PTS.
1966	Joe Auer	9	5	4	0-0	0-0	54
	Gene Mingo	0	0	0	23-23	10-22	53

YEAR	PLAYER	TDs	RUN	REC.	PATs	FGs	PTS.
1967	Booth Lusteg	0	0	0	18-18	7-12	39
	Jack Harper	4	1	3	0-0	0-0	24
1968	Karl Noonan	11	0	11	0-0	0-0	66
	+ Jim Keyes	0	0	0	30-30	7-16	51
1969	Karl Kremser	0	0	0	26-27	13-22	65
	Jim Kiick	10	9	1	0-0	0-0	60
1970	Garó Yepremian	0	0	0	31-31	22-29	97
1971	Garó Yepremian	0	0	0	33-33	28-40	117
	Paul Warfield	11	0	11	0-0	0-0	66
1972	Garó Yepremian	0	0	0	43-45	24-37	115
	Mercury Morris	12	12	0	0-0	0-0	72
1973	Garó Yepremian	0	0	0	38-38	25-37	113
	Paul Warfield	11	0	11	0-0	0-0	66
1974	Garó Yepremian	0	0	0	43-43	8-15	67
	Larry Csonka	9	9	0	0-0	0-0	54
1975	Garó Yepremian	0	0	0	40-46	13-16	79
	Don Nottingham	12	12	0	0-0	0-0	72
1976	Garó Yepremian	0	0	0	29-31	16-23	77
1977	Nat Moore	13	1	12	0-0	0-0	78
	Garó Yepremian	0	0	0	37-41	10-22	67
1978	Garó Yepremian	0	0	0	41-45	19-23	98
	Nat Moore	10	0	10	0-0	0-0	60
1979	+ Uwe von Schamann	0	0	0	36-40	21-29	99
	Larry Csonka	13	12	1	0-0	0-0	78
1980	Uwe von Schamann	0	0	0	32-32	14-23	74
	Nat Moore	7	0	7	0-0	0-0	42
1981	Uwe von Schamann	0	0	0	37-38	24-31	109
1982	Uwe von Schamann	0	0	0	21-22	15-20	66
	Andra Franklin	7	7	0	0-0	0-0	42
1983	Uwe von Schamann	0	0	0	45-48	18-27	99
	Mark Duper	10	0	10	0-0	0-0	60
1984	Mark Clayton	18	0	18	0-0	0-0	108
	Uwe von Schamann	0	0	0	66-70	9-19	93
1985	+ Fuad Reveiz	0	0	0	50-52	22-27	116
	+ Ron Davenport	13	11	2	0-0	0-0	78
1986	Fuad Reveiz	0	0	0	52-55	14-22	94
	Lorenzo Hampton	12	9	3	0-0	0-0	72
1987	Fuad Reveiz	0	0	0	28-30	9-11	55
	Mark Duper	8	0	8	0-0	0-0	48
1988	Mark Clayton	14	0	14	0-0	0-0	84
	Fuad Reveiz	0	0	0	31-32	8-12	55
1989	+ Pete Stoyanovich	0	0	0	38-39	19-26	95
	Mark Clayton	9	0	9	0-0	0-0	54
1990	Pete Stoyanovich	0	0	0	37-37	21-25	100
	Sammie Smith	9	8	1	0-0	0-0	54
1991	Pete Stoyanovich	0	0	0	28-29	31-37	121
	Mark Clayton	12	0	12	0-0	0-0	72
1992	Pete Stoyanovich	0	0	0	34-36	30-37	124
1993	Pete Stoyanovich	0	0	0	37-37	24-32	109
1994	Pete Stoyanovich	0	0	0	35-35	24-31	107
	Irving Fryar	7	0	7	0-0	0-0	46
1995	Pete Stoyanovich	0	0	0	37-37	27-34	118
	Bernie Parmalee	10	9	1	0-0	0-0	80
1996	Joe Nedney	0	0	0	35-36	18-29	89
	+ Karim Abdul-Jabbar	11	11	0	0-0	0-0	66
1997	Olindo Mare	0	0	0	33-33	28-36	117
	Karim Abdul-Jabbar	16	15	1	0-0	0-0	96
1998	Olindo Mare	0	0	0	33-34	22-27	99
	Oronde Gadsden	7	0	7	0-0	0-0	42
	O.J. McDuffie	7	0	7	0-0	0-0	42

* In years where only one player is listed, several players were tied for second with same point total

TACKLES

YEAR	PLAYER	G	SOLO	ASST.	TOTAL
1966	Willie West	14	95	23	118
1967	Wahoo McDaniel	14	69	49	118

YEAR	PLAYER	G	SOLO	ASST.	TOTAL
1968	Frank Emanuel	14	82	37	119
1969	Nick Buoniconti	13	79	35	114
1970	Nick Buoniconti	14	96	49	145
1971	Nick Buoniconti	14	86	40	126
1972	Nick Buoniconti	14	72	74	146
1973	Nick Buoniconti	13	91	71	162
1974	Bob Matheson	14	71	32	103
1975	+ Steve Towle	12	90	74	164
1976	Steve Towle	13	131	86	217
1977	Steve Towle	16	75	63	138
1978	Rusty Chambers	16	85	66	151
1979	Rusty Chambers	16	80	98	178
1980	Bob Baumhower	16	88	47	135
1981	Earnie Rhone	16	120	51	171
1982	Earnie Rhone	9	62	20	82
1983	Bob Brudzinski	16	73	31	104
1984	Mark Brown	16	59	18	77
1985	Mark Brown	15	78	18	96
1986	+ John Offerdahl	15	109	26	135
1987	Jackie Shipp	12	63	16	79
1988	John Offerdahl	16	99	18	117
1989	Barry Krauss	16	100	19	119
1990	John Offerdahl	16	98	18	116
1991	Louis Oliver	16	73	15	88
1992	Bryan Cox	16	84	43	127
1993	Bryan Cox	16	87	35	122
1994	Bryan Cox	16	106	41	147
1995	Bryan Cox	16	104	38	142
1996	+ Zach Thomas	16	131	49	180
1997	Zach Thomas	15	107	42	149
1998	Zach Thomas	16	124	36	160

SACKS

1968: Mel Branch, 11.0; 1969: Bill Stanfill, 8.0; 1970: Bill Stanfill, 6.0; 1971: Manny Fernandez, 8.0; 1972: Vern Den Herder, 10.5; 1973: Bill Stanfill, 18.5; 1974: Bill Stanfill, 10.0; 1975: Vern Den Herder, 11.0; 1976: Don Reese and Bill Stanfill, 4.0; 1977: +A.J. Duhe, 7.0; 1978: Vern Den Herder, 11.0; 1979: Vern Den Herder, 9.0; 1980: Kim Bokamper and A.J. Duhe, 5.5; 1981: Bob Baumhower, 9.0; 1982: Bob Brudzinski, 4.5; 1983: Doug Betters, 16.0; 1984: Doug Betters, 14.0; 1985: Mike Charles, 7.0; 1986: Mark Brown, 5.0 (47 yards); 1987: T.J. Turner, 4.0 (34 yards); 1988: T.J. Turner, 5.0 (22 yards); 1989: Jeff Cross, 10.0 (94 yards); 1990: Jeff Cross, 11.5 (95.5 yards); 1991: Jeff Cross 7.0 (60 yards); 1992: Bryan Cox 14.0 (115 yards); 1993: Jeff Cross 10.5 (62 yards); 1994: Jeff Cross 9.5 (58.5 yards); 1995: Bryan Cox 7.5 (46 yards); 1996: Trace Armstrong 12.0 (81.5 yards); 1997: Trace Armstrong 5.5 (45 yards); 1998: Trace Armstrong 10.5 (63 yards).

+ Rookie

DOLPHINS OFFENSE YEAR BY YEAR

YEAR	PLAYS	FIRST DOWNS	RUSH YARDS	PASS YARDS	TOTAL YARDS	NFL RANK* T-R-P	TOTAL POINTS
1966	884	200	1410	2048	3458	22-21-19	213
1967	847	212	1323	2336	3659	17-18-17	219
1968	892	247	1704	2402	4106	12-15-11	276
1969	878	224	1513	2077	3590	23-23-21	233
1970	827	228	2082	1957	4039	11- 3-20	297
1971	804	232	2429	1983	4412	5- 1-19	315
1972	893	291	2960	2076	5036	1- 1-16	385
1973	776	215	2521	1582	4103	9- 3-1	343
1974	884	272	2191	2084	4275	11- 4-16	327
1975	896	266	2500	2009	4509	11- 4-20	357
1976	874	267	2118	2268	4386	13-13-10	263
1977	866	267	2366	1961	4327	10- 5-16	313

YEAR	PLAYS	FIRST DOWNS	RUSH YARDS	PASS YARDS	TOTAL YARDS	NFL RANK* T-R-P	TOTAL POINTS
1978	954	270	2366	2469	4835	13-11-15	372
1979	1006	297	2187	2763	4950	16-17-14	341
1980	1015	284	1876	2688	4564	26-17-24	266
1981	1063	306	2173	3149	5322	16-10-16	345
1982	582	165	1344	1314	2658	19- 3-27	198
1983	1033	314	2150	3045	5195	16-13-19	389
1984	1070	387	1918	5018	6936	1-16- 1	513
1985	1039	361	1729	4114	5843	6-18- 2	428
1986	1011	351	1545	4779	6324	2-25- 1	430
1987	1005	331	1662	3876	5538	4-23- 1	362
1988	963	321	1205	4516	5721	5-28- 1	319
1989	1011	311	1330	4216	5546	7-27- 3	331
1990	975	303	1535	3512	5047	14-22- 5	336
1991	970	312	1352	3889	5241	7-25- 3	343
1992	998	316	1525	3975	5500	5-24- 2	340
1993	1030	309	1459	4353	5812	2-25- 1	349
1994	1078	344	1658	4420	6078	1-13- 2	389
1995	1034	345	1506	4210	5716	8-21- 4	398
1996	1000	293	1622	3543	5165	14-19-11	339
1997	1028	311	1343	3792	5135	11-29-2	339
1998	1028	269	1535	3395	4930	16-24-10	321

*1966-69 are AFL-NFL combined rankings

DOLPHINS DEFENSE YEAR BY YEAR

YEAR	PLAYS	FIRST DOWNS	RUSH YARDS	PASS YARDS	TOTAL YARDS	NFL RANK* T-R-P	TOTAL POINTS
1966	857	237	1510	3101	4611	19- 7-22	362
1967	843	269	2145	2835	4980	22-25-17	407
1968	808	240	2172	2712	4884	23-22-20	355
1969	851	206	1489	2637	4126	10- 9-16	332
1970	808	226	1453	2551	4004	14- 7-22	228
1971	800	214	1661	2000	3661	5- 8- 6	174
1972	770	186	1548	1749	3297	1- 3- 5	171
1973	878	195	1991	1290	3281	3-12- 1	150
1974	807	208	1624	2182	3806	8- 7-16	216
1975	858	224	1768	2021	3789	6- 5- 6	222
1976	892	268	2411	2670	5081	26-22-28	264
1977	901	227	1749	2233	3982	16- 6-24	197
1978	1021	298	2261	2908	5169	23-16-26	254
1979	938	238	1702	2737	4439	4- 2-12	257
1980	1062	309	2018	3206	5224	14-15-15	305
1981	1039	296	2032	3331	5363	15-14-19	275
1982	548	147	1285	1027	2312	1-24- 1	131
1983	992	288	2037	3002	5139	7-13- 8	250
1984	1051	314	2155	3265	5420	19-22-14	298
1985	1033	314	2256	3511	5767	23-23-22	320
1986	1058	337	2493	3557	6050	26-27-22	405
1987	1013	314	2198	3247	5445	26-25-21	335
1988	1072	359	2506	3275	5781	26-26-14	380
1989	1045	337	2153	3543	5696	24-25-18	379
1990	968	268	1831	2716	4547	7-16- 3	242
1991	1019	327	2301	3105	5406	25-27-12	349
1992	976	273	1600	2983	4583	10- 6-14	281
1993	1061	332	1665	3485	5150	20-14-21	351
1994	1000	305	1430	3794	5224	19- 6-25	327
1995	1000	309	1675	3569	5244	16-12-19	332
1996	987	306	1536	3655	5191	18-13-22	325
1997	1004	299	1813	3551	5364	26-17-25	327
1998	944	257	1511	2924	4435	3- 6- 6	265

*1966-69 are AFL-NFL combined rankings

DOLPHINS IN OVERTIME

LOCATION	W	L	T	WON TOSS	LOST TOSS
HOME	6	7	1	7	7
ROAD	4	7	0	5	6
PLAYOFFS	1	1	0	0	2
TOTALS	11	15	1	12	15

When they have won the toss, the Dolphins are 7-5 (4-3 home, 3-2 road).
When they have lost the toss, the Dolphins are 4-10-1 (2-5-1 home, 2-5 road).

***Dec. 25, 1971 - Miami 27, at Kansas City 24 (2 OT):** Chiefs win toss. Jan Stenerud has 42-yard FG attempt blocked by Nick Buoniconti of Dolphins. Teams trade punts. Garo Yepremian misses FG try from 52 yards. K.C. QB Len Dawson is intercepted by Jake Scott and teams trade punts. Yepremian kicks a 37-yard FG at 7:40 of the second overtime.

Dec. 14, 1975 - at Baltimore 10, Miami 7: Dolphins win toss. Miami is forced to punt. Colts drive from their own 4 to the Miami 14. Toni Linhart kicks 31-yard FG at 12:44.

Oct. 17, 1976 - Kansas City 20, at Miami 17: Chiefs win toss. Kansas City punts and Miami drives to 20-yard line of Chiefs. Norm Bulaich fumbles into end zone and K.C. recovers for touchback. Chiefs drive to Miami 17 and Jan Stenerud kicks 34-yard FG at 14:48.

Nov. 18, 1979 - at Cleveland 30, Miami 24: Browns win toss. Brian Sipe throws 39-yard TD pass to Reggie Rucker at 1:59.

Nov. 20, 1980 - San Diego 27, at Miami 24: Chargers win toss. San Diego is forced to punt, but Woodrow Lowe intercepts David Woodley at the Miami 40 and returns it to the 12 of the Dolphins. Rolf Benirschke kicks 28-yard FG for Chargers at 7:14.

Dec. 8, 1980 - at Miami 16, New England 13: Dolphins win toss. Miami drives from its own 13 to the 5 of New England with the big play being a 54-yard pass to Durief Harris from David Woodley. Uwe von Schamann kicks 23-yard FG at 3:20.

Oct. 4, 1981 - at Miami 28, N.Y. Jets 28 (tie): Jets win toss. Teams trade punts twice. Pat Leahy of Jets misses 48-yard FG attempt near end of OT period.

Nov. 8, 1981 - Miami 30, at New England 27: Dolphins win toss. Miami punts, but Bob Brudzinski intercepts Steve Grogan at New England 45 and returns it to 26 of the Pats. Thirteen yards is tacked on for unnecessary roughness on tackle of Brudzinski, before Uwe von Schamann kicks 30-yard FG at 7:09.

***Jan. 2, 1981 - San Diego 41, at Miami 38:** Chargers win toss. Rolf Benirschke misses 27-yard FG for San Diego and Uwe von Schamann of Miami has 34-yard FG blocked by Leroy Jones of Chargers. Benirschke kicks 29-yard FG at 13:52.

Oct. 9, 1983 - Buffalo 38, at Miami 35: Dolphins win toss. Uwe von Schamann misses FGs of 52 and 43 yards for Miami. Joe Danelo kicks 36-yard FG at 13:58.

Nov. 18, 1984 - at San Diego 34, Miami 28: Chargers win toss. Buford McGee runs for 25-yard TD at 3:17.

Sept. 21, 1986 - at N.Y. Jets 51, Miami 45: Jets win toss. Ken O'Brien throws a 43-yard TD pass to Wesley Walker at 2:35.

Dec. 14, 1986 - Miami 37, at L.A. Rams 31: Dolphins win toss. Dan Marino throws a 20-yard TD pass to Mark Duper at 3:04.

Oct. 18, 1987 - at N.Y. Jets 37, Miami 31: Jets win toss. Both teams exchange punts, then interceptions before Jets take over on another Dolphin interception. Pat Ryan passes eight yards to Eddie Hunter with :34 left in OT (at 14:26).

Oct. 25, 1987 - Buffalo 34, at Miami 31: Bills win toss. Scott Norwood kicks 27-yard FG at 4:12.

Oct. 8, 1989 - at Miami 13, Cleveland 10: Browns win toss. Cleveland drives to Miami 26-yard line, but Matt Bahr misses 44-yard FG. Miami drives 55 yards and Pete Stoyanovich kicks 35-yard FG at 6:28.

Dec. 9, 1990 - at Miami 23, Philadelphia 20: Eagles win toss. Both teams exchange punts, then Eagles' Jeff Feagles boots 23-yard punt. Miami drives 35 yards and Pete Stoyanovich kicks 39-yard FG at 12:32.

Nov. 24, 1991 - Miami 16, at Chicago 13: Dolphins win toss. Pete Stoyanovich kicks 27-yard FG at 4:11.

Dec. 22, 1991 - N.Y. Jets 23, at Miami 20: Dolphins win toss. Miami is forced to punt. Raul Allegre kicks 30-yard FG at 6:15.

Dec. 27, 1992 - Miami 16, at New England 13: Patriots win toss. New England is forced to punt. Pete Stoyanovich kicks 35-yard FG at 6:43.

Jan. 2, 1994 - at New England 33, Miami 27: Dolphins win toss. Miami is forced to punt. Dolphins intercept pass but are forced to punt. Drew Bledsoe passes 36 yards to Michael Timpson for touchdown at 10:14.

Oct. 16, 1994 – at Miami 20, L.A. Raiders 17: Dolphins win toss. Pete Stoyanovich kicks 29-yard FG at 5:46.

Nov. 20, 1994 – at Pittsburgh 16, Miami 13: Steelers win toss. Pittsburgh stopped on fourth down. Dolphins forced to punt. Gary Anderson kicks 39-yard FG at 10:19.

Oct. 8, 1995 – Indianapolis 27, at Miami 24: Colts win toss. Cary Blanchard kicks 27-yard FG at 4:58.

Sept. 7, 1997 – at Miami 16, Tennessee 13: Dolphins win toss. Olindo Mare kicks 29-yard FG at 12:45.

Oct. 27, 1997 – Chicago 36, at Miami 33: Dolphins win toss. Both teams exchange punts, then Dan Marino is sacked and fumbles on Dolphins 17-yard line. Jeff Jaeger kicks 35-yard FG at 5:35.

Oct. 25, 1998 – at Miami 12, New England 9: Dolphins win toss. Olindo Mare kicks 43-yard FG at 10:24.

*Playoff Game

LARGEST COMEBACKS

DOLPHINS

	MARGIN	SCORE/ QUARTER	FINAL SCORE	DATE	OPPONENT
1.	24 points	0-24 (3rd)	34-27	12/15/74	NEW ENGLAND
2.	18 points	3-21 (2nd)	24-21	1/4/86	CLEVELAND*
3.	18 points	3-21 (2nd)	24-21	11/14/71	PITTSBURGH
4.	17 points	0-17 (3rd)	21-17	11/10/68	at Buffalo
	17 points	3-20 (2nd)	31-23	11/12/89	at N.Y. Jets
	17 points	7-24 (3rd)	28-24	11/27/94	at N.Y. Jets

NOTE: Miami's largest fourth-quarter comeback was from a 16-point deficit (0-16 to 21-16) against New Orleans on September 28, 1980.

OPPONENTS

	MARGIN	SCORE/ QUARTER	FINAL SCORE	DATE	OPPONENT
1.	21 points	0-21 (2nd)	34-31 (OT)	10/25/87	BUFFALO
2.	21 points	3-24 (3rd)	27-24 (OT)	10/8/95	INDIANAPOLIS
3.	18 points	10-28 (2nd)	45-28	10/9/77	at Baltimore
4.	15 points	6-21 (3rd)	22-21	1/9/95	at San Diego*
	15 points	18-33 (4th)	36-33 (OT)	10/27/97	CHICAGO
6.	14 points	0-14 (3rd)	21-24	10/27/68	at Denver
	14 points	0-14 (3rd)	31-28	10/3/76	L.A. RAMS
	14 points	14-28 (4th)	34-28 (OT)	11/18/84	at San Diego
	14 points	7-21 (2nd)	28-21	9/13/87	NEW ENGLAND
	14 points	0-14 (1st)	40-21	11/15/87	at Indianapolis
	14 points	0-14 (2nd)	34-14	11/26/89	PITTSBURGH
	14 points	0-14 (1st)	35-31	9/1/91	at Buffalo

* Playoff Game

THE ORANGE BOWL

The 1986 season marked the end of an era for the Miami Dolphins as the team played its final season in the Orange Bowl. In 21 years, the Dolphins posted a 110-38-3 (.738) regular-season record.

In the playoffs, Miami was 10-4 at the 75,206-seat Orange Bowl, giving the team a 120-43-3 (.736) mark in all games played there.

Miami played in the Orange Bowl from the team's initial season in 1966 through the 1986 campaign. From 1966 to 1969, the Orange Bowl had a grass playing field. The playing surface was changed to Poly-Turf in 1970, was replaced in 1972 and finally removed in March, 1976, so that Prescription Athletic Turf could be installed.

The Orange Bowl has been the site of many great sporting events, including five Super Bowls, the annual Orange Bowl Classic, Olympic soccer matches and championship boxing matches.

DOLPHINS' 10 LARGEST MARGINS

... OF VICTORY

	MARGIN	SCORE	DATE	OPPONENT
1.	52 points	52-0	11/12/72	NEW ENGLAND
2.	44 points	44-0	11/11/73	BALTIMORE
3.	43 points	43-0	10/19/75	at N.Y. Jets
4.	42 points	42-0	9/10/78	at Baltimore
	42 points	45-3	11/24/86	N.Y. JETS
	42 points	42-0	10/11/87	KANSAS CITY
7.	41 points	55-14	11/24/77	at St. Louis
8.	38 points	45-7	12/20/70	BUFFALO
	38 points	41-3	10/17/71	NEW ENGLAND
	38 points	52-14	9/3/95	N.Y. JETS

... OF DEFEAT

	MARGIN	SCORE	DATE	OPPONENT
1.	45 points	48-3	9/28/68	KANSAS CITY
2.	41 points	41-0	10/8/67	at Kansas City
	41 points	41-0	12/14/97	at Indianapolis
4.	35 points	35-0	11/1/70	at Baltimore
	35 points	42-7	10/13/91	at Kansas City
	35 points	38-3	1/9/99	at Denver*
7.	34 points	58-24	9/18/66	at Buffalo
	34 points	44-10	10/2/66	at San Diego
	34 points	34-0	10/12/80	at New England
10.	32 points	39-7	10/1/89	at Houston

* Playoff Game

DOLPHINS HOME & AWAY

YEAR	HOME	PCT.	ROAD	PCT.	OVERALL	PCT.
1966	2-5	.286	1-6	.143	3-11	.214
1967	4-3	.571	0-7	.000	4-10	.286
1968	1-5-1	.214	4-3	.571	5-8-1	.393
1969	2-3-1	.417	1-7*	.125	3-10-1	.250
1970	6-1	.857	4-3	.571	10-4	.714
1971	6-1	.857	4-2-1	.643	10-3-1	.750
1972	7-0	1.000	7-0	1.000	14-0	1.000
1973	7-0	1.000	5-2	.714	12-2	.857
1974	7-0	1.000	4-3	.571	11-3	.786
1975	5-2	.714	5-2	.714	10-4	.714
1976	3-4	.429	3-4	.429	6-8	.429
1977	6-1	.857	4-3	.571	10-4	.714
1978	7-1	.875	4-4	.500	11-5	.688
1979	6-2	.750	4-4	.500	10-6	.625
1980	5-3	.625	3-5	.375	8-8	.500
1981	6-1-1	.813	5-3	.625	11-4-1	.719
1982	4-0	1.000	3-2	.600	7-2	.778
1983	7-1	.875	5-3	.625	12-4	.750
1984	7-1	.875	7-1	.875	14-2	.875
1985	8-0	1.000	4-4	.500	12-4	.750
1986	4-4	.500	4-4	.500	8-8	.500
1987	4-3	.571	4-4	.500	8-7	.533
1988	4-4	.500	2-6	.250	6-10	.375
1989	4-4	.500	4-4	.500	8-8	.500
1990	7-1	.875	5-3	.625	12-4	.750
1991	5-3	.625	3-5	.375	8-8	.500
1992	6-2	.750	5-3	.625	11-5	.688

YEAR	HOME	PCT.	ROAD	PCT.	OVERALL	PCT.
1993	4-4	.500	5-3	.625	9-7	.563
1994	6-2	.750	4-4	.500	10-6	.625
1995	5-3	.625	4-4	.500	9-7	.563
1996	4-4	.500	4-4	.500	8-8	.500
1997	6-2	.750	3-5	.375	9-7	.563
1998	7-1	.875	3-5	.375	10-6	.625
TOTALS	172-71-3	.705	127-122-1	.510	299-193-4	.607

*Includes 38-23 loss to Boston at Tampa

DOLPHINS MONTH-BY-MONTH

(Regular Season)

YEAR	SEPTEMBER	OCTOBER	NOVEMBER	DECEMBER	RECORD
1966	0-3	2-2	0-4	1-2	3-11
1967	1-1	0-4	1-3	2-2	4-10
1968	0-3	2-1-1	2-2	1-2	5-8-1
1969	0-3	1-2-1	1-4	1-1	3-10-1
1970	1-1	3-1	3-2	3-0	10-4
1971	1-0-1	4-1	4-0	1-2	10-3-1
1972	2-0	5-0	4-0	3-0	14-0
1973	2-1	4-0	4-0	2-1	12-2
1974	2-1	3-1	3-1	3-0	11-3
1975	1-1	4-0	2-2	3-1	10-4
1976	2-1	2-3	1-3	1-1	6-8
1977	2-0	3-2	3-1	2-1	10-4
1978	2-2	4-1	2-2	3-0	11-5
1979	4-1	2-2	3-2	1-1	10-6
1980	3-1	1-3	2-3	2-1	8-8
1981	4-0	1-2-1	2-2	4-0	11-4-1
1982	2-0	0-0	1-1	4-1*	7-2
1983	3-1	3-2	3-1	3-0	12-4
1984	5-0	4-0	3-1	2-1	14-2
1985	3-1	2-2	3-1	4-0	12-4
1986	1-3	2-2	3-2	2-1	8-8
1987	1-1	1-3	3-2	3-1	8-7
1988	1-3	4-1	0-4	1-2	6-10
1989	1-2	3-2	3-1	1-3	8-8
1990	3-1	3-0	3-1	3-2	12-4
1991	2-3	1-2	3-1	2-2	8-8
1992	3-0	3-1	2-3	3-1	11-5
1993	2-1	4-0	3-1	0-5+	9-7
1994	3-1	3-1	2-2	2-2	10-6
1995	3-0	2-3	1-3	3-1	9-7
1996	3-1	1-3	2-2	2-2	8-8
1997	2-2@	3-1	3-2	1-2	9-7
1998	3-0	2-2	3-2	2-2	10-6
TOTALS	68-39-1	82-50-3	78-61	71-43	299-193-4

* Includes January 2, 1983, 34-7 win at Baltimore; + Includes January 2, 1994, 33-27 loss at New England; @ Includes August 31, 1997, 16-10 win over Indianapolis

PRIME TIME DOLPHINS

YEAR	DATE	OPPONENT	SCORE	NETWORK	ATTENDANCE	
1970	Mon., Nov. 30	at Atlanta	20-7	W	ABC	53,303
1971	Mon., Nov. 29	CHICAGO	34-3	W	ABC	73,071
1972	Mon., Nov. 27	ST. LOUIS	31-10	W	ABC	78,190
1973	Mon., Oct. 15	at Cleveland	17-9	W	ABC	72,070

YEAR	DATE	OPPONENT	SCORE		NETWORK	ATTENDANCE
1973	Mon., Dec. 3	PITTSBURGH	30-26	W	ABC	68,901
1974	Mon., Oct. 7	N.Y. JETS	21-17	W	ABC	61,527
1974	Mon., Dec. 2	CINCINNATI	24-3	W	ABC	71,962
1975	Mon., Sept. 22	OAKLAND	21-31	L	ABC	78,744
1975	Mon., Dec. 1	NEW ENGLAND	20-7	W	ABC	61,963
1976	Mon., Sept. 13	at Buffalo	30-21	W	ABC	77,683
1976	Mon., Nov. 22	BALTIMORE	16-17	L	ABC	62,104
1977	Mon., Dec. 5	BALTIMORE	17-6	W	ABC	68,977
1978	Mon., Oct. 9	CINCINNATI	21-0	W	ABC	54,729
1978	Mon., Nov. 20	at Houston	30-35	L	ABC	50,290
1978	Mon., Dec. 18	NEW ENGLAND	23-3	W	ABC	72,071
1979	Mon., Oct. 8	at Oakland	3-13	L	ABC	52,419
1979	Mon., Nov. 5	HOUSTON	6-9	L	ABC	70,273
1979	Thur., Nov. 29	NEW ENGLAND	39-24	W	ABC	69,174
1980	Mon., Oct. 27	at N.Y. Jets	14-17	L	ABC	53,046
1980	Thur., Nov. 20	SAN DIEGO	24-27	L (OT)	ABC	63,013
1980	Mon., Dec. 8	NEW ENGLAND	16-13	W (OT)	ABC	63,292
1981	Thur., Sept. 10	PITTSBURGH	30-10	W	ABC	74,190
1981	Mon., Oct. 12	at Buffalo	21-31	L	ABC	78,576
1981	Mon., Nov. 30	PHILADELPHIA	13-10	W	ABC	67,797
1982	Mon., Nov. 29	at Tampa Bay	17-23	L	ABC	54,854
1982	Mon., Dec. 27	BUFFALO	27-10	W	ABC	73,924
1983	Mon., Sept. 19	at L.A. Raiders	14-27	L	ABC	57,796
1983	Mon., Nov. 28	CINCINNATI	38-14	W	ABC	74,506
1983	Fri., Dec. 16	N.Y. JETS	34-14	W	ABC	59,975
1984	Mon., Sept. 17	at Buffalo	21-17	W	ABC	65,455
1984	Mon., Nov. 26	N.Y. JETS	28-17	W	ABC	74,884
1984	Mon., Dec. 17	DALLAS	28-21	W	ABC	74,139
1985	Mon., Oct. 14	at N.Y. Jets	7-23	L	ABC	73,807
1985	Mon., Dec. 2	CHICAGO	38-24	W	ABC	75,594
1985	Mon., Dec. 16	NEW ENGLAND	30-27	W	ABC	69,489
1986	Mon., Nov. 10	at Cleveland	16-26	L	ABC	77,949
1986	Mon., Nov. 24	N.Y. JETS	45-3	W	ABC	70,206
1986	Mon., Dec. 22	NEW ENGLAND	27-34	L	ABC	74,516
1987	Sun., Nov. 22	at Dallas	20-14	W	ESPN	56,519
1987	Mon., Dec. 7	N.Y. JETS	37-28	W	ABC	62,592
1987	Sun., Dec. 20	WASHINGTON	23-21	W	ESPN	65,715
1987	Mon., Dec. 28	NEW ENGLAND	10-24	L	ABC	61,192
1988	Mon., Nov. 14	BUFFALO	6-31	L	ABC	67,091
1988	Sun., Nov. 20	NEW ENGLAND	3-6	L	ESPN	53,526
1988	Mon., Dec. 12	CLEVELAND	38-31	W	ABC	61,884
1989	Sun., Dec. 10	NEW ENGLAND	31-10	W	ESPN	55,918
1990	Thur., Oct. 18	NEW ENGLAND	17-10	W	TNT	62,630
1990	Mon., Nov. 19	L.A. RAIDERS	10-13	L	ABC	70,553
1990	Sun., Dec. 9	PHILADELPHIA	23-20	W (OT)	ESPN	67,034
1991	Sun., Nov. 10	NEW ENGLAND	30-20	W	ESPN	56,065
1991	Mon., Nov. 18	BUFFALO	27-41	L	ABC	71,062
1991	Mon., Dec. 9	CINCINNATI	37-13	W	ABC	60,616
1992	Mon., Sept. 14	at Cleveland	27-23	W	ABC	74,765
1992	Mon., Nov. 16	BUFFALO	20-26	L	ABC	70,629
1992	Mon., Dec. 14	L.A. RAIDERS	20-7	W	ABC	67,098
1992	Sun., Dec. 20	N.Y. JETS	19-17	W	ESPN	68,275
1993	Mon., Oct. 4	WASHINGTON	17-10	W	ABC	68,568
1993	Sun., Oct. 24	INDIANAPOLIS	41-27	W	TNT	57,301
1993	Mon., Dec. 13	PITTSBURGH	20-21	L	ABC	70,232
1993	Mon., Dec. 27	at San Diego	20-45	L	ABC	60,311
1994	Sun., Oct. 2	at Cincinnati	23-7	W	TNT	55,056
1994	Sun., Dec. 4	BUFFALO	31-42	L	ESPN	69,358
1994	Mon., Dec. 12	KANSAS CITY	45-28	W	ABC	71,578
1994	Sun., Dec. 25	DETROIT	27-20	W	ESPN	70,980
1995	Mon., Sept. 18	PITTSBURGH	23-10	W	ABC	72,874
1995	Sun., Nov. 5	at San Diego	24-14	W	ESPN	61,996
1995	Mon., Nov. 20	SAN FRANCISCO	20-44	L	ABC	73,080
1995	Mon., Dec. 11	KANSAS CITY	13-6	W	ABC	70,321
1996	Sun., Sept. 8	at Arizona	38-10	W	TNT	55,444
1996	Mon., Sept. 23	at Indianapolis	6-10	L	ABC	60,891
1996	Mon., Nov. 25	PITTSBURGH	17-24	L	ABC	73,489
1996	Mon., Dec. 16	BUFFALO	16-14	W	ABC	67,016

YEAR	DATE	OPPONENT	SCORE		NETWORK	ATTENDANCE
1997	Sun., Sept. 21	at Tampa Bay	21-31	L	TNT	73,314
1997	*Mon., Oct. 27	CHICAGO	33-36	L (OT)	ABC	73,156
1997	Mon., Nov. 17	BUFFALO	30-13	W	ABC	74,155
1997	Sun., Dec. 7	DETROIT	33-30	W	ESPN	72,266
1997	Mon., Dec. 22	NEW ENGLAND	12-14	L	ABC	74,379
1998	Mon., Oct. 12	at Jacksonville	21-28	L	ABC	74,051
1998	Mon., Nov. 23	at New England	23-26	L	ABC	58,729
1998	Sun., Dec. 13	N.Y. JETS	16-21	L	ESPN	74,369
1998	Mon., Dec. 21	DENVER	31-21	W	ABC	74,363

TOTALS: 34-27 Monday Night (29-14 home, 5-12 road); 16-5 Other (12-4 home, 4-1 road)

* Game originally scheduled for Sun., Oct. 26 postponed to Mon., Oct. 27 due to Game 7 of World Series

DOLPHINS' 10 LARGEST CROWDS

1966-96 = actual attendance

1997-98 = paid attendance

HOME (Pro Player Stadium, 1987-98)

	ATTENDANCE	DATE	OPPONENT		RESULT
1.	75,283	10/27/96	Dallas	10-29	L
2.	74,379	12/22/97	New England	12-14	L
3.	74,369	12/13/98	N.Y. Jets	16-21	L
4.	74,363	12/21/98	Denver	31-21	W
5.	74,155	11/17/97	Buffalo	30-13	W
6.	73,973	10/25/98	New England	12-9 (OT)	W
7.	73,948	9/20/98	Pittsburgh	21-0	W
8.	73,809	11/9/97	N.Y. Jets	24-17	W
9.	73,489	11/25/96	Pittsburgh	17-24	L
10.	73,400	11/8/98	Indianapolis	27-14	W

HOME (Orange Bowl, 1966-86)

	ATTENDANCE	DATE	OPPONENT		RESULT
1.	78,939	1/2/72	Baltimore	21-0	W
2.	78,914	11/19/72	N.Y. Jets	28-24	W
3.	78,744	9/22/75	Oakland	21-31	L
4.	78,196	12/24/72	Cleveland	20-14	W
5.	77,596	10/15/72	San Diego	24-10	W
6.	76,801	11/27/72	St. Louis	31-10	W
7.	76,696	12/16/72	Baltimore	16-0	W
8.	76,029	1/6/85	Pittsburgh	45-28	W
9.	75,770	12/23/73	Cincinnati	34-16	W
10.	75,594	12/2/85	Chicago	38-24	W

ROAD

	ATTENDANCE	DATE	OPPONENT		RESULT
1.	103,667	1/30/83	*Washington (at Pasadena)	17-27	L
2.	85,462	1/14/73	*Washington (at L.A.)	14-7	W
3.	84,059	1/20/85	*San Francisco (at Stanford)	16-38	L
4.	80,591	1/16/72	*Dallas (at New Orleans)	3-24	L
5.	80,374	11/18/79	Cleveland	24-30	L
6.	80,368	10/4/92	Buffalo	37-10	W
7.	80,252	9/1/91	Buffalo	31-35	L
8.	80,235	12/23/90	Buffalo	14-24	L
9.	80,208	10/29/89	Buffalo	17-31	L
10.	79,829	9/17/72	Kansas City	20-10	W

*Super Bowl

ATTENDANCE

7 home, 7 away from 1966-1977; 8 home, 8 away from 1979-1981, 1983-86, 1988-98; 4 home, 5 away in 1982; 7 home, 8 away in 1987

TICKETS DISTRIBUTED, REGULAR SEASON

YEAR	HOME TOTAL	HOME AVERAGE	ROAD TOTAL	ROAD AVERAGE	TICKETS DIST.
1966	183,934	26,276	243,276	34,754	427,210
1967	202,874	28,982	256,029	36,576	458,903
1968	216,734	30,962	252,271	36,039	469,005
1969	242,815	34,687	280,957	40,137	523,772
1970	440,141	62,877	348,918	49,845	789,059
1971	482,879	68,982	413,194	59,028	896,073
1972	557,881	79,697	421,503	60,215	979,384
1973	551,270	78,753	474,477	67,782	1,025,747
1974	537,418	76,774	409,643	58,520	947,061
1975	487,758	69,680	424,325	60,618	912,083
1976	400,109	57,158	431,595	61,656	831,704
1977	370,282	52,898	405,979	57,997	776,261
1978	488,068	61,009	434,188	54,274	922,256
1979	498,080	62,260	498,262	62,283	996,342
1980	423,500	52,938	463,890	57,986	887,390
1981	515,103	64,388	468,204	58,526	983,307
1982	247,173	61,975	235,044	47,008	482,217
1983	527,358	65,920	490,497	61,312	1,017,855
1984	542,722	67,840	488,166	61,021	1,030,888
1985	560,447	70,055	514,831	64,354	1,075,278
1986	538,683	67,335	556,232	69,529	1,094,915
1987	476,610	68,087	451,943	56,493	928,553
1988	535,851	66,981	533,744	66,178	1,069,595
1989	492,455	61,557	504,448	63,056	996,903
1990	532,931	66,616	528,665	66,083	1,057,287
1991	507,935	63,492	527,132	65,892	1,035,067
1992	543,995	67,999	539,319	67,415	1,083,314
1993	570,676	71,335	540,515	67,564	1,111,191
1994	593,480	74,185	517,482	64,685	1,110,962
1995	601,954	75,244	528,517	65,940	1,130,471
1996	600,849	75,106	514,408	64,301	1,115,257

ACTUAL, REGULAR SEASON

YEAR	HOME TOTAL	HOME AVERAGE	ROAD TOTAL	ROAD AVERAGE	ALL ACTUAL
1966	177,349	25,336	237,423	33,918	414,772
1967	189,815	27,116	238,289	34,041	428,104
1968	208,987	29,856	237,849	33,978	446,836
1969	226,348	32,335	264,191	37,742	490,539
1970	413,422	59,060	334,422	47,774	747,844
1971	464,658	66,380	403,174	57,596	867,832
1972	544,162	77,737	414,056	59,151	880,058
1973	442,482	63,212	437,554	62,508	880,036
1974	457,768	65,395	397,324	56,761	855,092
1975	453,353	64,765	401,731	57,390	855,084
1976	358,817	51,260	418,727	59,818	777,544
1977	339,698	48,528	383,253	54,750	722,951
1978	465,251	58,156	421,856	52,732	887,107
1979	455,137	56,892	475,116	59,390	930,253
1980	384,829	48,104	439,024	54,878	823,853
1981	489,292	61,161	459,962	57,495	949,254
1982	239,346	59,837	205,948	43,390	445,294
1983	487,939	60,992	451,995	56,499	939,934
1984	524,874	65,609	471,050	58,883	995,924
1985	542,228	67,812	491,990	61,499	1,034,218
1986	467,288	58,411	529,603	66,200	996,891
1987	394,672	56,382	392,118	49,015	786,790

YEAR	HOME TOTAL	HOME AVERAGE	ROAD TOTAL	ROAD AVERAGE	ALL ACTUAL
1988	469,276	58,660	470,243	58,780	939,519
1989	447,663	55,958	481,003	60,125	928,666
1990	510,359	63,794	508,113	63,514	1,018,472
1991	476,858	59,607	496,006	62,001	972,864
1992	512,576	64,072	505,503	63,188	1,018,079
1993	537,920	67,240	519,542	64,943	1,057,462
1994	558,057	69,757	506,381	63,298	1,064,438
1995	560,917	70,115	501,583	62,698	1,062,500
1996	545,918	68,240	476,379	59,547	1,022,297

PAID, REGULAR SEASON

YEAR	HOME TOTAL	HOME AVERAGE	ROAD TOTAL	ROAD AVERAGE	PAID TOTAL
1997	574,811	71,851	522,208	65,276	1,097,019
1998	581,784	72,723	546,530	68,316	1,128,314

SEASON TICKETS, PRESEASON

YEAR	SEASON TICKETS	PRESEASON HOME	PRESEASON ROAD	PRESEASON TOTAL
1966	12,503	1- 36,366	3- 55,154	4- 91,520
1967	13,050	2- 86,693	3- 39,414	5-126,107
1968	14,924	3-145,257	2- 27,003	5-172,260
1969	17,478	3-140,514	3- 67,759	6-208,273
1970	26,161	4-246,176	2- 46,008	6-292,184
1971	44,834	4-237,753	2- 92,344	6-330,097
1972	69,303	3-222,821	3-161,100	6-383,921
1973	74,961	4-313,411	2-104,550	6-417,961
1974	67,322	3-193,442	3-157,681	6-351,123
1975	49,026	4-213,186	2-107,190	6-320,376
1976	44,494	2-102,338	4-227,598	6-329,936
1977	34,838	2- 81,517	4-218,777	6-300,294
1978	41,456	2- 97,461	*3-142,278	5-239,739
1979	41,140	2- 94,095	2-118,327	4-212,422
1980	38,385	2- 83,331	2-115,230	4-198,561
1981	37,574	2- 82,792	2-102,272	4-185,064
1982	39,208	2- 91,938	2-115,581	4-207,519
1983	42,039	1- 38,735	3-160,308	4-199,043
1984	43,187	1- 46,705	3-147,125	4-193,830
1985	46,435	2- 78,686	2- 78,501	4-157,187
1986	50,729	2- 96,581	2-104,500	4-201,081
1987	63,096	2-129,687	2-113,016	4-242,703
1988	53,839	2-101,065	≠3-152,384	5-253,449
1989	44,869	2- 92,833	2-108,150	4-200,983
1990	45,570	2- 89,586	2-108,853	4-198,439
1991	47,148	2- 94,038	#3-175,064	5-269,102
1992	43,846	2- 92,939	‡3-183,934	5-276,873
1993	47,996	2- 93,129	2-111,181	4-204,310
1994	48,809	2- 98,466	3-161,412	5-259,878
1995	53,606	2-100,301	2-101,174	4-201,475
1996	60,808	2-106,739	2- 90,898	4-197,637
1997	55,373	2-115,182	@3-198,742	5-313,924
1998	56,002	2-121,099	2-117,457	4-238,556

* includes 18,355 in Hall of Fame game at Canton, Ohio.

≠ includes 70,535 in American Bowl game in London, England

‡ includes 51,122 in American Bowl game in Tokyo, Japan

includes 60,813 in American Bowl game in Berlin, Germany

@ includes 104,629 in American Bowl game in Mexico City, Mexico

HISTORICAL HIGHLIGHTS

1965

- March 3 - Minneapolis lawyer Joseph Robbie meets AFL Commissioner Joe Foss in Washington, and Foss advises Robbie to apply for an expansion franchise in Miami.
- May 6 - Joseph Robbie meets Miami Mayor Robert King High to ascertain the availability of the Orange Bowl stadium, and the mayor agrees to invite the AFL to Miami.
- June 7 - AFL Executive Committee votes to expand in 1966 at a meeting in Monmouth Park, N.J.
- Aug. 16 - AFL awards its first expansion franchise to Joseph Robbie and television star Danny Thomas for \$7.5 million.
- Nov. 27 - Miami picks Kentucky QB Rick Norton and Illinois RB Jim Grabowski in first round of AFL's college draft. Tulsa WR Howard Twilley is selected in 12th round.
- Dec. 16 - Miami Dolphins, Ltd. organizes as a Florida limited partnership. Joseph Robbie becomes Managing General Partner and Danny Thomas Sports, Inc., becomes the other general partner.

1966

- Jan. 15 - Miami picks 31 players from eight teams in AFL expansion draft. One of the draftees, T Norm Evans of Houston, would play 10 seasons at right tackle.
- Jan. 29 - George Wilson becomes first head coach after eight years coaching the Detroit Lions (57-46-6 and NFL champions in 1957) and one year as a Washington assistant.
- June 8 - AFL merges into NFL with Pete Rozelle as commissioner. An AFL-NFL championship game is scheduled for the next January followed by a common draft.
- July 5 - Dolphins open first training camp at St. Petersburg Beach as 83 players report.
- Aug. 7 - Training camp moves to St. Andrews School in Boca Raton, Fla.
- Sept. 2 - Joe Auer returns opening kickoff 95 yards for Dolphin TD in first regular-season game, but Oakland wins, 23-14, at Orange Bowl before 26,776 spectators.
- Oct. 16 - Dolphins end string of nine losses (four in pre-season) by defeating Denver, 24-7, with a George Wilson, Jr. screen pass to Billy Joe turning into a 67-yard TD. Only 23,393 spectators were at Orange Bowl.
- Dec. 18 - QB John Stofa passes for four TDs, capped by 14-yard strike to Joe Auer with 38 seconds remaining, for 29-28 victory over Houston at Orange Bowl before 20,045 spectators.

1967

- March 14 - Miami picks Purdue QB Bob Griese in first round of common draft. Griese is the fourth player selected.
- June 1 - Joseph Robbie and W. H. Keland purchase the interest of Danny Thomas and agree to equalize present holdings in Miami Dolphins, Ltd., whenever either acquires outside holdings.
- Aug. 19 - Record crowd of 50,822 sees first interleague game, which Atlanta wins, 27-17.
- Sept. 17 - QB John Stofa breaks his right ankle shortly after scoring a TD, and rookie Bob Griese directs 35-21 victory over Denver at Orange Bowl. RB Abner Haynes gains 151 yards in season opener. Griese throws 68-yard TD pass to Joe Auer.
- Nov. 26 - Dolphins end eight-game losing streak by defeating Buffalo, 17-14, on a fourth-down, 31-yard TD pass from Bob Griese to Howard Twilley with 1:01 remaining.
- Dec. 27 - Miami trades QB John Stofa to expansion club Cincinnati for 1968 draft picks in first and second rounds

1968

- Jan. 30 - Miami picks Syracuse FB Larry Csonka in first round of draft. Csonka is the eighth player selected.
- Aug. 17 - Dolphins gain first interleague victory, 23-7 over Philadelphia at Orange Bowl.

- Aug. 31 - AFL-record crowd of 68,125 at Orange Bowl sees Coach Don Shula's Baltimore Colts win interleague game, 22-13. WR Jack Clancy (67 catches as rookie) injures left knee, putting him out for season.
- Nov. 24 - Rookie strong safety Dick Anderson returns interception 96 yards for TD in 34-10 victory over Boston at Fenway Park.
- Dec. 8 - QB Bob Griese sets then-club records with 2,473 yards, 186 completions and 21 TDs for season after directing 38-7 victory over Boston at Orange Bowl. Griese misses final game due to bruised knee.

1969

- Jan. 28 - Miami picks Georgia DE Bill Stanfill in first round of draft. Stanfill is the 11th player selected.
- March 24 - Miami obtains all-time AFL middle linebacker Nick Buoniconti from Boston in trade for QB Kim Hammond and LB John Bramlett.
- May 10 - Pro football realignment for 1970 places Dolphins in AFC East with Boston, Buffalo, New York Jets and NFL's Baltimore.
- May 16 - Joseph Robbie becomes majority owner of Dolphins when he is joined by five Miami businessmen in purchasing the interest of W. H. Keland.
- July 2 - Miami obtains G Larry Little, a native of Miami, from San Diego in trade for CB Mack Lamb.
- Sept. 14 - QB Bob Griese passes for a then-record 327 yards and rookie Mercury Morris returns kickoff 105 yards for TD, but Dolphins lose season opener, 27-21 at Cincinnati.
- Oct. 26 - Dolphins notch first victory after 0-4-1 start as LB Nick Buoniconti helps restrict rookie O.J. Simpson to 12 yards on 10 carries. Miami wins 24-6 over Buffalo at Orange Bowl.
- Nov. 9 - Only 8,374 spectators brave a downpour at Boston College and FB Larry Csonka splashes 54 yards for TD in 17-16 victory over Patriots. QB Bob Griese injures right knee, putting him out for final five games.

1970

- Jan. 27 - Miami obtains WR Paul Warfield from Cleveland in trade for 1970 first-round draft pick.
- Feb. 18 - Don Shula, 40, becomes head coach and vice president after seven years coaching the Baltimore Colts (71-23-4). He succeeds George Wilson, who coached the Dolphins for four years (15-39-2).
- April 11 - Dolphins join scouting combine BLESTO-V.
- April 13 - NFL Commissioner Pete Rozelle gives the Dolphins' 1971 first-round draft pick to Baltimore as compensation for loss of Don Shula.
- April 20 - Don Shula completes coaching staff with Mike Scarry (defensive line), Monte Clark (offensive line), Bill Arnsparger (defensive coordinator), Howard Schnellenberger (offensive coordinator), Carl Taseff (offensive backs) and holdover Tom Keane (defensive backs).
- April 25 - Don Shula meets 47 players for indoctrination camp at University of Miami.
- July 12 - Rookies report to new training headquarters at Biscayne College in North Miami.
- Aug. 29 - Record crowd of 76,712 sees fourth consecutive pre-season victory, 20-13 over Baltimore.
- Oct. 3 - Dolphins post first-ever victory over Oakland, 20-13, as WR Paul Warfield catches two TD passes.
- Oct. 10 - Dolphins post first-ever victory over New York Jets, 20-6, and QB Joe Namath (93-161 for 1,506 yards and 12 TDs in eight previous meetings), 20-6.
- Nov. 22 - Dolphins reverse a 35-0 loss by defeating Baltimore, 34-17 at Orange Bowl, as free safety Jake Scott returns punt 77 yards for TD.
- Dec. 20 - Dolphins extend winning streak to six games and clinch playoff berth with 45-7 victory over Buffalo at Orange Bowl.

1971

- Sept. 1 - Miami obtains LB Bob Matheson from Cleveland in trade for 1972 second-round pick and Matheson later becomes key to the 53 Defense.
- Oct. 17 - QB Bob Griese sets NFL record with three consecutive passes for TDs in first quarter of 41-3 victory over New England at Orange Bowl.

- Nov. 7 - Dolphins post first-ever shutout, 34-0 over Buffalo at Orange Bowl, although Bills gained 364 yards.
- Nov. 14 - QB Bob Griese, despite illness, rallies Dolphins from 21-3 deficit to a 24-21 victory over Pittsburgh at Orange Bowl with record 86-yard TD pass to Paul Warfield.
- Dec. 19 - Record regular-season crowd of 74,215 paid sees Dolphins win AFC East title by defeating Green Bay, 27-6. FB Larry Csonka becomes club's first 1,000-yard rusher with 1,051 yards, and placekicker Garo Yepremian leads NFL with 117 points.
- Dec. 25 - Dolphins win longest game (82 minutes, 40 seconds) in pro football history, 27-24 at Kansas City, as Garo Yepremian kicks 37-yard field goal in second overtime of AFC semifinal playoff.

1972

- Jan. 2 - Dolphins stymie Baltimore, 21-0, for first AFC Championship before 78,629 spectators at Orange Bowl. Colts are scoreless for first time in 97 games and strong safety Dick Anderson returns interception 62 yards for clinching TD.
- Jan. 16 - Dallas rushes for 252 yards in defeating Dolphins 24-3 in Super Bowl VI before 81,035 spectators at Tulane Stadium in New Orleans.
- April 25 - Dolphins claim 16-year pro QB Earl Morrall, age 38, on waivers from Baltimore.
- Oct. 1 - Dolphins end season ticket sale at record 69,303.
- Oct. 15 - QB Earl Morrall replaces injured Bob Griese (broken right leg, dislocated ankle) at Orange Bowl and finishes 24-10 victory over San Diego for 5-0 record.
- Nov. 12 - Don Shula becomes first NFL coach to win 100 regular-season games in 10 seasons as Dolphins smother New England, 52-0, with 501 total yards at Orange Bowl.
- Dec. 16 - Dolphins achieve NFL's first 14-0 regular-season record and break NFL rushing record with 2,960 yards by defeating Baltimore 16-0 at Orange Bowl.
- Dec. 31 - QB Bob Griese comes off bench in 7-7 battle in third quarter after 10-game absence and rallies Dolphins to 21-17 victory at Pittsburgh to repeat as AFC Champions.

1973

- Jan. 14 - Dolphins cap a perfect season in Super Bowl VII at Los Angeles by defeating Washington 14-7 for NFL's first unbeaten, untied record. A 28-yard TD pass from Bob Griese to Howard Twilley and interceptions by LB Nick Buoniconti and safety Jake Scott are key plays.
- April 18 - Dolphins surpass NFL record with 74,961 season ticket sales. Kansas City held old record of 72,855 in 1972.
- Sept. 30 - RB Mercury Morris sets single-game rushing record of 197 yards on 15 carries with three TDs (24, 70, 35) in 44-23 win over New England at Orange Bowl.
- Nov. 11 - Dolphins shut out Baltimore for fourth consecutive time, 44-0, as CB Tim Foley returns two blocked punts for TDs at Orange Bowl.
- Dec. 15 - WR Paul Warfield catches four TD passes (21, 7, 16, 4) from Bob Griese in first half of 34-7 victory over Detroit at Orange Bowl. Dolphins compile best two-year record (26-2) in NFL history.
- Dec. 30 - Dolphins rush for 266 yards in defeating Oakland 27-10 for unprecedented third straight AFC Championship at Orange Bowl.

1974

- Jan. 13 - Dolphins overpower Minnesota 24-7 in Super Bowl VIII at Rice Stadium in Houston for second consecutive NFL Championship. FB Larry Csonka gains 145 yards on 33 carries as Dolphins outscore three playoff foes, 85-33.
- Jan. 20 - Garo Yepremian kicks five field goals for AFC, including 42-yarder with 21 seconds remaining, for 15-13 victory in Pro Bowl at Kansas City.
- March 31 - FB Larry Csonka, WR Paul Warfield and RB Jim Kiick sign \$3.3 million package deal in Toronto to play for John Bassett in World Football League.
- July 1 - NFL Players Association declares strike, and Dolphin Managing General Partner Joseph Robbie charges NFLPA with search and destroy mission.
- July 10 - Chicago Tribune Charities cancels July 26 College All-Star Game with Dolphins due to strike.
- July 17 - Seven veterans cross picket line: C Jim Langer, S Jake Scott, TE Jim Mandich, LB

- Bob Matheson, QB Earl Morrall and RBs Don Nottingham and Mercury Morris.
- Aug. 14 - Strike ends after seven weeks.
 - Nov. 17 - Dolphins outlast Buffalo 35-28 at Orange Bowl on 23-yard TD by Don Nottingham with 19 seconds remaining; third time in season that Dolphins score winning points with less than 20 seconds to play.
 - Dec. 2 - FB Larry Csonka gains 100 yards for 19th time with 123 yards in 24-3 victory over Cincinnati at Orange Bowl; is Miami's seventh consecutive win on Monday night TV.
 - Dec. 15 - Dolphins rally from 24-point deficit to defeat New England 34-27 for 31st consecutive victory (excluding pre-season) at Orange Bowl. QB Earl Morrall passes for 288 yards as Miami closes with 11-3 record.
 - Dec. 21 - Raiders spoil Dolphins' bid for third consecutive NFL Championship, 28-26, in AFC semifinal at Oakland on 8-yard TD pass from Ken Stabler to Clarence Davis with 26 seconds remaining.

1975

- Sept. 22 - Winning streak at Orange Bowl stops at 31 games after 31-21 loss to Oakland.
- Oct. 19 - Dolphins intercept Jets QB Joe Namath six times in 43-0 victory at New York.
- Oct. 22 - World Football League folds after losing \$30 million, but three ex-Dolphins remain under contract to John Bassett.
- Nov. 23 - QB Bob Griese suffers torn tendons in right foot during third quarter of 33-17 loss to Baltimore at Orange Bowl.
- Dec. 7 - Third-string QB Don Strock directs 31-21 victory over Buffalo at Orange Bowl for 12th consecutive win over Bills.
- Dec. 14 - Dolphins suffer 10-7 loss in overtime at Baltimore on 31-yard FG by Toni Linhart and miss qualifying for playoffs for first time in six years under Don Shula.

1976

- Jan. 22 - Prescription Athletic Turf (grass) approved for Orange Bowl stadium at a cost of \$244,500.
- March 30 - Seattle selects Dolphin original T Norm Evans in expansion draft; Tampa Bay selects LBs Bruce Elia and Doug Swift, who retires to enter medical school.
- Sept. 26 - Dolphins face QB Joe Namath of New York Jets for last time and post 16-0 shutout at Orange Bowl.
- Oct. 17 - WR Howard Twilley, last of Dolphin originals, surpasses 3,000 career yards with eight catches for 104 yards in 20-17 overtime loss to Kansas City at Orange Bowl.
- Dec. 5 - WR Freddie Solomon gains 252 yards in three-TD spectacular that includes 79-yard punt return, 53-yard pass play and 59-yard flanker reverse in 45-27 victory over Buffalo Bills at Orange Bowl.

1977

- March 14 - Dolphins agree to 10-year lease for use of Orange Bowl with three-year cancellation notice. New lease doubles rent to \$45,000 per game, but is less than City of Miami's proposed 10 percent of gross ticket sales.
- May 2 - QB Earl Morrall, age 43, who spent five seasons with the Dolphins, retires after a 21-year career. Morrall passed for 20,809 career yards and guided the Dolphins through most of undefeated 1972 season.
- Sept. 11 - QB Bob Griese, forced to wear eyeglasses because of problems with contact lenses, passes for two TDs in 27-21 pre-season victory at New York Giants.
- Nov. 24 - QB Bob Griese becomes first NFL quarterback since 1972 to throw six TD passes in a game, and Dolphins set records of 55 points and 503 yards in 55-14 rout on Thanksgiving Day at St. Louis.
- Dec. 5 - Rookie RB Leroy Harris gallops 77 yards for longest TD run in Dolphin history, capping a 17-6 victory over Baltimore at Orange Bowl.
- Dec. 15 - Maxwell Club of Philadelphia names QB Bob Griese as its Pro Player of Year.

1978

- Feb. 17 - Chuck Connor, 40, becomes Director of Player Personnel after three years of scouting for BLESTO. He succeeds Bobby Beathard, who resigned Feb. 7 to become general

- manager of the Washington Redskins.
- April 17 - Dolphins acquire RB Delvin Williams from San Francisco 49ers in exchange for WR Freddie Solomon, S Vern Roberson and picks in the first and fifth rounds of 1978 draft.
 - Aug. 25 - QB Bob Griese suffers torn ligaments in left knee during 24-20 pre-season victory at Tampa Bay, and backup Don Strock guides Dolphins to 5-2 record before Griese returns as starter Oct. 22.
 - Nov. 5 - A 17-point blitz in first quarter and five quarterback sacks enable Dolphins to upset defending Super Bowl champion Dallas Cowboys, 23-16 at Orange Bowl.
 - Nov. 12 - Delvin Williams becomes first 1,000-yard rusher of 1978 with 144 yards and two TDs in 25-24 triumph at Buffalo, marking 18th straight win over Bills. Williams sets Dolphin record of 1,258 yards rushing in season.
 - Dec. 10 - LB Larry Gordon intercepts three passes in 23-6 rout of Oakland Raiders at Orange Bowl to clinch wild-card berth in playoffs.
 - Dec. 18 - Garo Yepremian ties NFL record with 16th consecutive field goal, capping 23-3 victory over New England and boosting Dolphins to 11-5 record.

1979

- Jan. 8 - Howard Schnellenberger, receivers and passing game coach, is named head coach at the University of Miami.
- Feb. 22 - FB Larry Csonka, 32, re-signs with Dolphins as a free agent after four-year absence in World Football League (1975) and with NFL's New York Giants (1976-78).
- Oct. 14 - Tony Nathan escapes on record 86-yard punt return for TD as Dolphins defeat Buffalo, 17-7, for 20th consecutive win in series.
- Nov. 29 - QB Bob Griese, benched in favor of Don Strock for second straight game, rallies Dolphins to 26 points in second half for 39-24 victory over New England as FB Larry Csonka scores three TDs.
- Dec. 9 - QB Bob Griese completes 17 of 22 passes for 229 yards in 28-10 win at Detroit which clinches AFC East title.
- Dec. 30 - Pittsburgh overpowers Dolphins with 20-point first quarter in 34-14 playoff victory at Pittsburgh, and Steelers eventually win Super Bowl XIV.

1980

- Sept. 5 - Don Shula signs four-year contract through 1983 season, canceling old pact which had one year remaining.
- Sept. 21 - QB Bob Griese wins his 100th game, coming off bench and passing for two TDs in fourth quarter for 20-17 victory at Atlanta.
- Nov. 9 - Rookie QB David Woodley passes for three TDs and runs for another two TDs in stunning 35-14 upset of defending National Conference champion Los Angeles Rams at Anaheim.

1981

- Feb. 5 - Six-time All-Pro guard Larry Little, 35, retires following a 14-year career which included 12 years with the Dolphins. He ended with 152 career starts.
- June 25 - QB Bob Griese, the 14th passer in football history to eclipse 25,000 yards, retires following a 14-year career with the Dolphins. He had presided over 101 of the 135 victories in the club's history (101-62-3) and was consensus All-Pro in 1971 and 1977. The six-time Pro Bowl quarterback held records of 1,926 completions in 3,429 attempts, 25,092 yards and 56.2 percent passing accuracy. He guided Miami to Super Bowl triumphs in 1972 and 1973.
- July 1 - Dolphin linebacker Rusty Chambers is killed in an automobile accident in Hammond, La.
- Sept. 10 - Rookie Tom Vigorito rambles 87 yards for record punt-return TD as Dolphins crush Pittsburgh 30-10 before 74,190 fans, the largest Orange Bowl crowd since 1975.
- Sept. 27 - Coach and son clash as Shula Bowl I has Don Shula opposed by Baltimore rookie punt returner David Shula. Dolphins outlast Colts 31-28 for fourth straight win in Baltimore.
- Oct. 4 - Wide receiver Nat Moore sets Dolphin record (since broken) with 210 receiving yards (on seven catches) as Miami and New York Jets play to 28-28 tie.
- Nov. 1 - Shula Bowl II, as the Dolphins defeat the Colts and David Shula 27-0 in Miami.

- Nov. 8 - Don Shula captures 200th NFL coaching victory when linebacker Bob Brudzinski intercepts pass in overtime to set up Uwe von Schamann for 30-yard field goal in 30-27 triumph at New England.

1982

- Jan. 2 - Dolphins overcome 24-0 deficit but succumb in overtime, 41-38, to San Diego in highest-scoring playoff game in history. Rolf Benirschke ends four-hour struggle with 29-yard field goal. It is the first game in NFL history where two quarterbacks, Miami reliever Don Strock and San Diego star Dan Fouts, both passed for more than 400 yards. Orange Bowl crowd of 73,735 comprised fourth sell-out of season.
- Sept. 21 - NFLPA calls players strike with games not resuming until November 21.
- Dec. 12 - In one of the most bizarre incidents in Miami Dolphin history, a work release parolee (Mark Henderson) cleared a space on the snow-frozen turf at New England's Sullivan Stadium that enabled the Patriots to kick a late fourth-quarter field goal and win the game 3-0 before 25,716 fans.
- Dec. 27 - The incredible record of not having won in 16 years in the Orange Bowl continued as the Dolphins scored 20 unanswered points in the second half to defeat the Buffalo Bills 27-10.

1983

- Jan. 8 - For the first time in nine years, the Dolphins win a playoff game, defeating the New England Patriots 28-13 before 68,842 fans.
- Jan. 16 - The Dolphins choke off the San Diego Chargers famed offense and defeat them 34-13 before 71,383 fans. The Chargers were held to only 247 yards in total offense, 203 yards below their league-leading average.
- Jan. 23 - A.J. Duhe sets an AFC playoff record with three interceptions, including one for a 35-yard touchdown romp, as the Dolphins defeat the New York Jets for the third time in one season to win the AFC crown, 14-0.
- Jan. 30 - In Pasadena, California, the Dolphins appear in their fourth Super Bowl, and in spite of leading with only 10 minutes to play, they lose 27-17 to Washington before a sell out crowd of 103,667 and a TV audience estimated at 115 million. Fulton Walker sets a Super Bowl record with a 98-yard kickoff return for a touchdown as he returns four kickoffs for a total of 190 yards.
- April 26 - The Dolphins select quarterback Dan Marino in the first-round of the 1983 draft (27th player overall).
- June 25 - Starting linebacker Larry Gordon dies of a rare heart disease while jogging in Arizona at the age of 28. Gordon had been the Dolphins' first-round draft choice in 1976 out of Arizona State.
- Oct. 9 - Quarterback Dan Marino and wide receiver Mark Duper make their first-ever starts for the Miami Dolphins, with Marino passing for 322 yards and Duper netting seven catches for 202 yards. The offensive explosion produces 971 total yards between the Dolphins and Bills, with Buffalo winning the Orange Bowl encounter, 38-35 in overtime.
- Nov. 28 - Dolphin Owner Joseph Robbie announces the signing of Head Coach Don Shula to a multi-year contract.
- Dec. 2 - Bill Arnsparger, the Dolphins' Assistant Head Coach and mastermind of the team's defense, resigns to become the head coach at Louisiana State University. His resignation is effective at the end of the season.
- Dec. 16 - With starting QB Dan Marino sidelined for the second consecutive game, relief pitcher Don Strock again steps in to help lead Miami to a 34-14 Orange Bowl win over the Jets. Safety Mike Kozlowski breaks open a close game when he returns two interceptions for touchdowns in a 61-second span in the fourth quarter. WR Mark Duper catches four passes for 71 yards to become the first Dolphin receiver to go over the 1,000-yard mark in a single season.
- Dec. 27 - The Dolphins name 54-year-old Chuck Studley as their Defense Coach to replace Bill Arnsparger. Studley had spent the 1983 season as defensive coordinator and then interim head coach of the Houston Oilers.

1984

- March 5 - Miami Dolphin Owner Joseph Robbie announces plans to build a new multi-purpose stadium in north Dade County. Mr. Robbie also announces acquisition of the land and

- discusses possible stadium funding.
- June 24 - Running back David Overstreet is killed in an automobile accident in Winona, Texas.
- Oct. 7 - The Dolphins beat Pittsburgh 31-7 to move Head Coach Don Shula into third place on the NFL's list for all-time winningest coaches.
- Oct. 21 - Wide receiver Nat Moore catches a 19-yard TD pass from QB Dan Marino for the 58th touchdown of his Dolphin career. That surpasses Larry Csonka's all-time club record of 57.
- Nov. 11 - The Dolphins remain the NFL's only unbeaten team as they improve their record to 11-0 (16 straight regular-season wins) with a 24-23 victory over Philadelphia. DE Doug Betters' block of an Eagle PAT with 1:52 remaining in the game seals the win.
- Dec. 2 - The Dolphins lose a 45-34 decision to the Raiders, but QB Dan Marino breaks the all-time NFL record for TD passes in a season with his 37th. He also shatters Dolphin single-game records for most yards passing (470), most completions (35) and most attempts (57).
- Dec. 17 - Miami ends the regular season with the best record in the AFC (14-2) following a 28-21 victory over Dallas. WR Mark Clayton catches three touchdown passes to give him 18 for the season as he eclipses the all-time NFL mark in that category. Dan Marino becomes the first-ever NFL quarterback to pass for over 5,000 yards in a season as he ends up with 5,084. Both Clayton (73-1,389) and WR Mark Duper (71-1,306) surpass prior Dolphin records for receptions and reception yardage in one season.
- Dec. 20 - QB Dan Marino is named as the NFL's Most Valuable Player by the Associated Press.

1985

- Jan. 6 - The Dolphins defeat the Steelers 45-28 in the AFC Championship game in Miami to earn a berth in Super Bowl XIX.
- Jan. 8 - Joseph Robbie gives the go-ahead to prepare final plans and specifications to construct the new 75,000-seat Dolphin Stadium.
- Jan. 20 - The Dolphins drop a 38-16 decision to the San Francisco 49ers in Super Bowl XIX before 84,059 fans at Stanford Stadium in Palo Alto, California.
- Feb. 15 - Miami names 42-year-old Mel Phillips as its new defensive backfield coach. Phillips comes to the Dolphins after five seasons in the same capacity for the Detroit Lions.
- March 14 - Following a presentation led by Joseph Robbie to NFL owners at the league meetings in Phoenix, Miami is selected as the site for Super Bowl XXIII (1989).
- Sept. 29 - In a game billed nationally as "Marino-Elway I," Miami's Dan Marino wins this one over Denver, 30-26, completing 25 of 43 passes for three TDs and a season-best 390 yards. Veteran WR Nat Moore also produces his top performance of 1985 with the 12th 100-plus yard game of his career. WR Vince Heflin's first-ever NFL TD, a 46-yard catch, proves to be the game-winner.
- Oct. 9 - The Dolphins acquire All-Pro linebacker Hugh Green from Tampa Bay in exchange for a first- and second-round draft pick in 1986.
- Nov. 10 - Wide receiver Mark Duper, in his first game back after being sidelined for seven weeks with a broken leg, establishes a new Dolphin record by gaining 217 reception yards. In addition, his 50-yard scoring catch from Dan Marino with less than a minute remaining gives the Dolphins a 21-17 win over the Jets and the start of an eight-game winning streak.
- Dec. 1 - Owner Joseph Robbie officially breaks ground on the new 75,000-seat Dolphin Stadium.
- Dec. 2 - Led by a swarming defense that produces six sacks and three interceptions, the Dolphins administer the only defeat to be suffered by the eventual Super Bowl champion Chicago Bears, 38-24. A season-high Orange Bowl crowd of 75,594 witness the Monday night affair.
- Dec. 31 - Owner Joseph Robbie obtains the construction loan and is granted permanent financing for the new Dolphin Stadium.

1986

- Jan. 4 - The Dolphins rally from a 21-3 deficit to defeat the Cleveland Browns 24-21 in an AFC divisional playoff game. Miami is led offensively by Tony Nathan's 10 receptions for 101 yards and rookie Ron Davenport's two touchdowns.
- Jan. 12 - Despite 20 tackles by LB Bob Brudzinski, the Dolphins commit six turnovers and lose 31-14 to the New England Patriots in the AFC Championship game before 74,978 fans in the Orange Bowl. It marks Miami's first loss in an AFC title game in six tries.
- Jan. 21 - Dolphin C Dwight Stephenson is named the recipient of the NFL's Man of the Year

- award at a press conference in New Orleans. The award is in recognition of Stephenson's outstanding performance on the playing field and in the community.
- Jan. 22 - The Dolphins announce the retirement of Defensive Line Coach Mike Scarry, a member of Don Shula's staff since 1970. Dan Sekanovich, formerly of the Jets and Falcons, is named to replace him.
 - Feb. 19 - Miami appoints Receivers and Quarterbacks Coach David Shula to the position of Assistant Head Coach. In addition, the club names Mike Westhoff as the Special Teams/Tight Ends Coach.
 - June 3 - Owner Joseph Robbie plants a ceremonial 30-foot Royal Palm tree to begin a million dollar beautification project near Dolphin Stadium.
 - Sept. 6 - Dan Marino signs a multi-year contract to remain as QB of the Dolphins. Two days before, Marino's wife, Claire, had given birth to the couple's first child - Daniel Charles.
 - Sept. 21 - Miami suffers a heart-breaking 51-45 overtime loss to the N.Y. Jets in the Meadowlands as Dan Marino reaches 1,500 career attempts to qualify as the NFL's top-ranked passer of all-time. Marino finishes the afternoon 30 of 50 for 448 yards and six TDs. The six TDs are a personal high for Marino and tie the team record held by Bob Griese. Mark Duper (154) and Mark Clayton (174) each have over 100 yards receiving in the game. Standout LB Hugh Green suffers a knee injury which sidelines him for the season.
 - Oct. 12 - In what was billed as "Marino-Kelly I," the Dolphins and Dan Marino (24 of 41 for 337 yards) defeat the Buffalo Bills and Jim Kelly (20 of 28 for 218 yards, two INTs) 27-14 at the Orange Bowl.
 - Nov. 24 - The N.Y. Jets enter the Orange Bowl with a nine-game winning streak and the league's best record at 10-1. They leave with a 45-3 loss as Lorenzo Hampton rushes for 148 yards and two TDs on 19 carries (7.8 average) including a 54-yard TD run. Hampton's 100 yards snap a streak of 36 regular-season games (41 overall) for Miami without a 100-yard rusher. Marino completes a personal-high 80.6 percent of his passes (29 of 36) for 288 yards and four TDs.
 - Nov. 25 - Less than 24 hours after the memorable 45-3 win over the Jets, General Manager Mike Robbie announces at a press conference that Don Shula has signed a multi-year contract to remain as head coach.
 - Dec. 14 - Dan Marino sets an NFL career record with the seventh 400-yard game of his career as he passes for 403 yards in a thrilling 37-31 overtime win in Anaheim, Calif., over the playoff-bound L.A. Rams. Marino completes 29 of 46 with five TDs, including a 20-yarder to Mark Duper in OT to win the game. Marino is named AFC Offensive Player of the Week for his efforts.
 - Dec. 22 - The Dolphins play their final game in the Orange Bowl - a 34-27 loss to the New England Patriots. New England captures the AFC East title with the win. The Dolphins finish 21 years in the Orange Bowl with an impressive 110-38-3 (.738) regular-season record. Marino sets NFL single-season records for completions (378) and attempts (623).

1987

- Jan. 8 - Four former Dolphins - Bob Griese, Larry Csonka, Jim Langer and Larry Little - are among a group of 14 finalists under consideration for the 1987 class of enshrinees for the Pro Football Hall of Fame, it is announced by the Hall of Fame in Canton, Ohio.
- Jan. 10 - John Offerdahl is named Old Spice NFL Rookie of the Year
- Jan. 20 - Tom Olivadotti, an assistant for the Cleveland Browns, is named Defensive Coach for Miami. He is put in charge of the overall defense with the prime responsibility of pass defense. Chuck Studley is re-assigned as Linebacker Coach, with prime responsibility of run defense. Linebacker Coach Bob Matheson resigns.
- Jan. 27 - Former Dolphin greats Larry Csonka and Jim Langer are among a group of seven named to the Pro Football Hall of Fame. They join Paul Warfield as the only members of the franchise to earn the honor, with induction scheduled for August 8.
- Aug. 16 - The Dolphins play host to the Chicago Bears in the first game ever played in Joe Robbie Stadium. The date marks the 22nd anniversary of the Dolphin franchise. The Bears put a damper on the festive evening with a 10-3 preseason victory before 63,451. QB Dan Marino (dislocated ring finger on right hand) and LB John Offerdahl (torn right bicep) suffer injuries. Marino is out for three weeks; Offerdahl will miss the first six regular-season games.
- Sept. 22 - NFL Players Association goes on strike; the Dolphins' home contest with New York Giants (first regular-season game in Joe Robbie Stadium) on September 27 is cancelled because of strike.
- Oct. 4 - The Dolphins' "replacement" team takes the field for the first time, traveling to Seattle

- to meet the Seahawks. The Dolphins lose, 24-20.
- Oct. 11 - Miami's replacement team records a 42-0 shutout victory over the Kansas City Chiefs in the first regular-season game played in Joe Robbie Stadium. Safety Liffort Hobley (two interceptions, 55-yard fumble recovery for a TD, four tackles, two passes defended) is named AFC defensive player of the week for his efforts. Don Shula and Joe Robbie are given game balls by the replacement team following the contest in honor of Miami's first win in the new stadium. The next week (October 18), the replacement team loses its last game, 37-31 in overtime, to the N.Y. Jets at the Meadowlands.
 - Oct. 25 - After four missed weeks of action (one game cancellation, three replacement games), the regular Dolphin players return to action. Miami loses 34-31 in overtime at home to the Buffalo Bills. The 21-point comeback by Buffalo is the best ever by an opponent against a Dolphins team.
 - Nov. 1 - Don Shula wins his 250th regular-season game as the Dolphins defeat Pittsburgh 35-24 at Joe Robbie Stadium.
 - Nov. 29 - The Dolphins suffer their first shutout loss (27-0 at Buffalo) since December 12, 1982 - the famous snowplow game at New England (3-0). The game also sees the end of Dan Marino's streak of 30 straight games with at least one touchdown pass. His string is second all-time to Johnny Unitas' 47.
 - Dec. 20 - Miami picks up its final win of 1987 with a 23-21 victory over Washington at Joe Robbie Stadium. The Dolphins lose the following week (December 28) in the '87 finale to New England, 24-10, at home. The Redskins, meanwhile, go on to win Super Bowl XXII, 42-10 over Denver.
 - Dec. 30 - RB Troy Stradford is named NFL Offensive Rookie of the Year by the Associated Press.

1988

- Jan. 14 - It is announced that former Dolphins QB Bob Griese is among a group of 15 finalists under consideration for the 1988 class of enshrinees in the Pro Football Hall of Fame in Canton, Ohio.
- Feb. 29 - Former Dolphin Larry Seiple is named receivers coach. Seiple, who had been out of pro coaching for a year, had been receivers coach at Detroit (1980-84) and Tampa Bay (1985-86).
- July 11 - Training camp opens for the Dolphins at St. Thomas University as Head Coach Don Shula welcomes 109 players - the largest group of players in Shula's tenure as Dolphin head coach.
- July 31 - The Dolphins make their first ever trip abroad and take on the San Francisco 49ers at Wembley Stadium in London for the third-annual American Bowl. Miami comes from behind to defeat the 49ers, 27-21, before 70,535 British fans to open the pre-season.
- Sept. 18 - Miami registers its first win of the season in a 24-17 triumph over the Green Bay Packers. It marks Miami's 18th win in 23 home openers, including 13 straight years, and a 17-2 record under Don Shula. Dan Marino goes over the 20,000-yard mark in career passing yardage and becomes only the 45th quarterback in NFL history to do so.
- Oct. 9 - The Dolphins reverse history by defeating the Raiders, 24-17, at the Los Angeles Memorial Coliseum. It marks Miami's first win ever against the Raiders in their home stadium and the Dolphins' first victory over the Raiders in 10 years. The game is played in 96 degree heat - the warmest game in Dolphins' history.
- Oct. 16 - Miami wins its third consecutive game of the season as the Dolphins defeat the San Diego Chargers, 31-28. Quarterback Dan Marino throws for 329 yards and moves into sole possession of second-place on the NFL's career 300-yard passing games list with his 27th such game (behind only Dan Fouts with 51).
- Oct. 23 - Dan Marino records the second-best single-game passing yardage total in NFL history - 521 yards (Norm Van Brocklin holds the single-game record of 554 yards) and completes 35 of a team record 60 attempts, all to no avail as the N.Y. Jets defeat the Dolphins, 44-30, at Joe Robbie Stadium.
- Oct. 30 - Shula Bowl III - Head Coach Don Shula and his assistant head coach and son, David Shula, are on the opposite side of the field of Mike Shula, a coaches' assistant for Tampa Bay, as the Dolphins defeat the Bucs, 17-14, in Tampa Stadium.
- Dec. 12 - Dan Marino becomes the first quarterback in NFL history to pass for over 4,000 yards four times in a career in the Dolphins' 37-31 win over Cleveland. He also throws for his 193rd career touchdown, setting a new Dolphin record and surpassing the total of former quarterback Bob Griese, who had previously held the mark. Marino tops the record that took Griese 14 seasons to accomplish in only six-plus seasons. Also, receiver Mark Clayton surpasses Nat Moore in the record books as he catches a pass in his 37th consecutive game.

1989

- Jan. 22 - Joe Robbie Stadium hosts Super Bowl XXIII only two-and-a-half years after its initial opening. San Francisco comes back in the final minutes of the game to defeat the Cincinnati Bengals, 20-16. The game marks the first time since Super Bowl XIII (January 21, 1979) that the NFL's championship game is played in Miami.
- Jan. 23 - Dolphin Linebackers Coach Chuck Studley resigns after five seasons with Miami.
- Jan. 25 - Former Miami Hurricanes defensive coordinator Dave Wannstedt joins the Dolphins coaching staff as linebackers coach.
- Feb. 27 - David Shula, the Dolphins' assistant head coach and passing game coordinator, and Dave Wannstedt, the team's linebackers coach, resign their position to accept new posts with the Dallas Cowboys.
- March 1 - George Hill is named the new linebackers coach for the Dolphins, while John Sandusky, the Dolphins' offensive line coach, is promoted to assistant head coach.
- March 6 - Gary Stevens, formerly of the University of Miami, is named quarterbacks/pass offense coach for the Dolphins.
- May 15 - Chuck Connor, the Dolphins director of player personnel for 11 seasons, announces his resignation to join the Atlanta Falcons as director of pro scouting.
- June 12 - Tom Heckert, formerly a college scout with the Tampa Bay Buccaneers and Cleveland Browns, is named Miami's Director of College Scouting.
- Sept. 10 - Jim Kelly scores on a two-yard run on the game's last play to give the Buffalo Bills a 27-24 win over the Dolphins. The loss dropped Miami's record in season openers to 10-13-1 and in home openers to 18-5-1 and it also snapped a 13-game winning streak in home openers, which had been the NFL's longest active home opener winning streak.
- Sept. 17 - In Miami's 24-10 win at New England, Dan Marino throws his 200th career touchdown pass, becoming the 13th player in NFL history to throw for 200 TDs. It was just his 89th career game, and he reaches the 200 touchdown pass mark faster than any quarterback in NFL history.
- Oct. 8 - In Miami's 13-10 overtime win vs. Cleveland, Dan Marino goes over 25,000 yards passing in his career, becoming the 25th player in NFL history to reach the 25,000 yards passing milestone. Marino also breaks Bob Griese's Dolphin team record of 25,092 career passing yards.
- Nov. 5 - Sammie Smith rushes for 123 yards in Miami's 19-13 win over the Indianapolis Colts, the third best single game rushing total ever by a Dolphin rookie. It also breaks a 27-game streak in which the Dolphins did not have a running back gain 100 or more yards.
- Nov. 12 - Pete Stoyanovich kicks a team-record 59-yard field goal in a 31-23 victory over the New York Jets, a kick that also tied the third longest field goal in NFL history.
- Nov. 19 - Miami defeats Dallas 17-14 in Shula Bowl IV, as Don Shula extends his record to 4-0 in Shula vs. Shula contests. This time Shula was opposed by son Dave, the Assistant Head Coach of the Cowboys. The win also was the Dolphins' sixth win in their last seven games and moved them into a first-place tie with the Buffalo Bills atop the AFC East.
- Dec. 3 - Dan Marino goes over 3,000 yards passing for the year in Miami's 26-21 loss at Kansas City. It was his sixth season passing for 3,000 yards and he ties Dan Fouts' NFL record of six 3,000 yard seasons.
- Dec. 24 - The Dolphins are eliminated from playoff contention with a 27-24 loss to the Kansas City Chiefs in the season finale at Joe Robbie Stadium. The game is played in 40-degree weather, the coldest home game in the history of the Dolphins.

1990

- Jan. 7 - Joseph Robbie, founder and owner of the Dolphins and the driving force behind the construction of Joe Robbie Stadium, dies of respiratory failure at age 73.
- Jan. 12 - The Miami Dolphins and Robbie Stadium Corporation undergo an organization realignment to ensure continued administration of both entities by the Robbie family. Tim Robbie becomes President of the Dolphins, Dan and Janet Robbie are named Executive Vice Presidents of the team, while Eddie Jones is named Executive Vice President and General Manager of the club. In addition, J. Michael Robbie is named Executive Vice President of Robbie Stadium Corporation.
- Jan. 19 - Dolphin President Tim Robbie announces that the Dolphins have signed Don Shula to a three-year contract to remain as head coach.
- Jan. 27 - Former Dolphin great Bob Griese is among a group of seven named to the Pro Football Hall of Fame. The Dolphin quarterback becomes the fourth player in Miami history to earn the honor with induction scheduled for August 4.

- Feb. 7 - Monte Clark, former San Francisco and Detroit Head Coach and Dolphin Assistant Coach, is named Miami's Director of Pro Personnel, while Charley Winner is given expanded duties and is named the club's Director of Player Personnel.
- March 7 - H. Wayne Huizenga, Chairman of the Board and Chief Executive Officer of Blockbuster Video, purchases fifty percent of the Robbie Stadium Corporation (the parent company of Joe Robbie Stadium) as well as a fifteen percent limited partnership in the Miami Dolphins.
- Sept. 9 - Sammie Smith rushes for an opening-day record 159 yards and a touchdown as the Dolphins break a five-year losing streak in season openers with a 27-24 win at the New England Patriots.
- Sept. 16 - Team founder Joe Robbie is the first enshrinee on the "Dolphin Honor Roll" at Joe Robbie Stadium. In addition, the Dolphins end a six-game losing streak to the Buffalo Bills and move into undisputed first place in the AFC East for the first time since Week 15 of the 1985 season with a 30-7 triumph. It is also Don Shula's 200th career regular season win as head coach of the Dolphins.
- Oct. 18 - In Miami's 17-10 win over the New England Patriots, Don Shula coaches in his 400th career regular season game as a head coach in the NFL.
- Nov. 19 - During halftime of Miami's 13-10 loss to the Los Angeles Raiders, the team's four Hall of Fame enshrinees, Larry Csonka, Bob Griese, Jim Langer and Paul Warfield, are inducted into the "Dolphin Honor Roll."
- Nov. 25 - Miami improves its record to 9-2 and clinches the team's first winning season since 1987 with a 30-13 win over the Cleveland Browns. Also, Dan Marino goes over 30,000 yards passing in his career, becoming the 11th player in NFL history to reach the 30,000-yard mark. It is just his 114th career game, and he reaches the 30,000-yard plateau faster than any quarterback in NFL history.
- Dec. 9 - The Dolphins earn a 23-20 overtime win over the Philadelphia Eagles and clinch the team's first playoff berth since 1985.
- Dec. 16 - In Miami's 24-17 win over the Seattle Seahawks, Dan Marino goes over 3,000 yards passing for the year. It is his seventh season passing for 3,000 yards and he ties Joe Montana's NFL record of seven 3,000-yard seasons.
- Dec. 19 - Richmond Webb becomes the first rookie offensive tackle - and second rookie offensive lineman overall - to be selected to the NFL's annual Pro Bowl contest.
- Dec. 23 - Dan Marino throws his 20th touchdown pass of the season in Miami's 24-14 loss at the Buffalo Bills. It is his eighth season with 20 or more touchdown passes and he ties Johnny Unitas' NFL record of eight 20-plus touchdown seasons.

1991

- Jan. 5 - The Dolphins return to the playoffs after a four-year absence with a 17-16 win over the Kansas City Chiefs in Joe Robbie Stadium. In the contest, Pete Stoyanovich sets an NFL playoff record with a 58-yard field goal.
- Jan. 12 - Miami drops a 44-34 playoff decision at the Buffalo Bills. The two teams combine for 78 points - the highest scoring non-overtime playoff game in history. The only higher scoring playoff was Miami's 41-38 overtime loss to the San Diego Chargers on Jan. 2, 1982.
- Jan. 24 - Monte Clark, the Dolphins director of pro personnel, announces his resignation.
- Jan. 27 - Larry Csonka is named to the NFL's all-time Super Bowl Silver Anniversary team.
- Feb. 2 - Richmond Webb is named NFL Rookie of the Year by The Sporting News.
- March 8 - Mike Shula joins Dolphins as a Coaches' Assistant.
- March 26 - The Robbie Family and Wayne Huizenga purchase 107 acres of land adjacent to Joe Robbie Stadium for additional parking and future development.
- May 23 - At the NFL owners meetings in Minneapolis, Joe Robbie Stadium is selected as the site for Super Bowl XXIX (1995).
- Aug. 3 - The Dolphins make the longest road trip in team history as they travel 14,912 round-trip miles to Tokyo to take on the Los Angeles Raiders at the Tokyo Dome in American Bowl '91. Miami comes from behind to defeat the Raiders, 19-17, before 51,122 Japanese fans.
- Aug. 20 - Dan Marino signs a five-year contract extension to remain as quarterback of the Miami Dolphins.
- Sept. 22 - Don Shula captures the 300th win of his coaching career with Miami's 16-13 win over the Green Bay Packers. With career coaching win number 300, Shula joins the immortal George Halas (324 wins) as the only NFL coaches to win 300 or more games.
- Nov. 10 - In Miami's 30-20 win over New England, both Mark Duper and Mark Clayton surpass

- Nat Moore's team record of 7,547 career receiving yards. Duper is the first to move past Moore with a 17-yard reception in the first quarter, while Clayton passes Moore with a 32-yard touchdown catch in the fourth quarter.
- Nov. 18 - During halftime of Miami's 41-27 loss to the Buffalo Bills, former Dolphin great middle linebacker Nick Buoniconti is inducted into the Dolphin Honor Roll.
 - Nov. 24 - The Dolphins record a 16-13 overtime win at Chicago in 27-degree snowy weather, only the second win ever for the Dolphins in their nine games in which the temperature has been 27 degrees or colder.
 - Dec. 1 - Dan Marino sets an NFL record as he goes over 3,000 yards passing in a season for the eighth time in his career in Miami's 33-14 win over Tampa Bay. Marino entered the 1991 campaign with seven such seasons and was tied with Joe Montana for the record.
 - Dec. 9 - Miami defeats Cincinnati 37-13 in Shula Bowl V as Don Shula extends his record to 5-0 in Shula vs. Shula contests. This time, Shula teamed with son Mike, a Dolphins coaches assistant, and was opposed by son David, the receivers coach for the Bengals. In the contest, Dan Marino set an NFL record by throwing his 20th touchdown pass of the season. It is his ninth season with 20 or more touchdown passes. He entered 1991 with eight such seasons and was tied with Johnny Unitas for the record. Also, Mark Clayton breaks Nat Moore's team record for career TDs (75) and career receiving scores (74) with a 16-yard TD reception in the fourth quarter to give Clayton his 76th career score (75 catch, one punt return) and 75th receiving TD.
 - Dec. 15 - Pete Stoyanovich breaks Garo Yepremian's single-season team record of 28 field goals in Miami's 38-30 loss to the San Diego Chargers. Stoyanovich boots his 29th of the year with a 24-yarder in the first quarter. He would go on to hit on 31 field goals during the 1991 season which tied for the league high with Washington's Chip Lohmiller.
 - Dec. 22 - The Dolphins drop a 23-20 overtime decision to the New York Jets in a winner-take-all battle for the AFC's final wild card spot. Miami takes a 20-17 lead with just 44 seconds left in regulation on a one-yard scoring toss from Dan Marino to Ferrell Edmunds. However, the Jets move the ball and tie the game at 20-20 on a 44-yard field goal by Raul Allegre with no time left on the clock. New York wins the game in overtime on a 30-yard field goal by Allegre.

1992

- Feb. 1 - Former Dolphin All-Pro center Dwight Stephenson rejoins Miami as assistant offensive line coach.
- Feb. 3 - Hall of Fame defensive tackle Joe Greene is named as the Dolphins' defensive line coach. Greene replaced Dan Sekanovich, who announced his resignation.
- May 20 - Dolphins sign a long-term agreement to build a new training facility at Nova University in Davie, to be ready by the start of the 1993 training camp.
- June 1 - Charley Winner announces his retirement as Miami's Director of Player Personnel. Winner, who had served 37 years in the NFL as a coach and administrator, originally joined the Dolphins in 1981.
- June 4 - Tom Heckert is named as the Dolphins' Director of Player Personnel. Heckert had worked the previous three years as Miami's Director of College Scouting.
- June 12 - Tom Braatz, a 27-year NFL executive with the Atlanta Falcons and Green Bay Packers, is named as Miami's Director of College Scouting.
- July 17 - Don Shula signs a two-year contract extension to continue as the Dolphins' Head Coach through the 1994 season. The extension takes effect at the conclusion of Shula's current contract which expires following the 1992 season.
- Aug. 16 - The Dolphins travel 9,908 round-trip miles and earn a 31-27 preseason win over the Denver Broncos before a crowd of 60,813 fans at Berlin's Olympic Stadium. The game marks the third time overall and second consecutive season that the Dolphins have travelled abroad to play a preseason contest and the win improves Miami's record to 3-0 in games played on foreign soil. The Dolphins join the L.A. Rams as only teams which have recorded wins in contests played in each of the three American Bowl sites (London, Tokyo and Berlin).
- Aug. 31 - Miami's season opening contest, scheduled for September 6 at Joe Robbie Stadium against the New England Patriots, is rescheduled for October 18, the National Football League announces. The date change is made in the aftermath of Hurricane Andrew, which struck the South Florida area on August 25. Both teams originally were off that weekend, based on the NFL's 16-games-over-17-weeks schedule which allows each team one bye during the season. The Patriots and Dolphins will have their Open Week on September 6, which marks the beginning of the 1992 regular season.

- Sept. 29 - The Dolphins dip into the free agent market and sign perennial all-pro tight end Keith Jackson.
- Oct. 4 - The Dolphins improve to 4-0 and take over sole possession of first place in the AFC East for the first time in 34 weeks with a 37-10 win over the Buffalo Bills at Rich Stadium. The win snaps Miami's six-game losing streak to the Bills at Rich Stadium. The Dolphins' last triumph in Buffalo was a 34-24 win on November 16, 1986. With the win, Miami moves ahead of the second-place Bills (4-1) in the AFC East for the first time since the second week of the 1990 season. Individually, safety Louis Oliver records three interceptions and returns one of his INTs for a 103-yard touchdown. Oliver's return ties for the NFL's all-time longest interception return with a 103-yard return by San Diego's Vencie Glenn against Denver on November 29, 1987.
- Oct. 18 - Dan Marino throws four touchdown passes as Miami earns a 38-17 win over the Patriots at Joe Robbie Stadium in a game that is rescheduled from September 6 due to the effects of Hurricane Andrew. Marino throws four-or-more touchdowns in a game for the 17th time in his career and ties the all-time NFL record for most career games with four or more touchdown passes with Johnny Unitas.
- Nov. 8 - The Dolphins record a 28-0 win at the Indianapolis Colts. Miami's shutout is the first by the team since October 11, 1987, when the Dolphins posted a 42-0 win over the Kansas City Chiefs in a replacement contest at Joe Robbie Stadium. In addition, it is the first Dolphin shutout in a non-replacement game since December 22, 1985, in a 28-0 win over the Buffalo Bills in the Orange Bowl and the first road shutout since September 4, 1983, in a 12-0 win at the Buffalo Bills in Rich Stadium.
- Nov. 16 - During halftime ceremonies of Miami's 26-20 loss to the Buffalo Bills, the 1972 Miami Dolphins team, holders of the only perfect season in NFL history and winners of Super Bowl VII, are honored and inducted into the Dolphin Honor Roll.
- Dec. 14 - Miami reverses history by earning a 20-7 win over the Los Angeles Raiders on Monday Night Football at Joe Robbie Stadium. The contest marks the Dolphins' first win over the Raiders in a game played in Miami since a 23-6 triumph on December 10, 1978, in the Orange Bowl.
- Dec. 20 - The Dolphins clinch the team's second trip to the playoffs in the last three seasons with a 19-17 come-from-behind win over the New York Jets at Joe Robbie Stadium. In the contest, Dolphins quarterback Dan Marino throws the 290th touchdown pass of his NFL career and ties Johnny Unitas for second place on the NFL's all-time touchdown pass list.
- Dec. 23 - Dan Marino is named to his team-record seventh Pro Bowl team. He breaks the former team record of six Pro Bowl appearances which he shared with Bob Griese, Bob Kuechenberg and Jim Langer. In addition, Marino is named as a starter in the NFL's annual all-star game for the fifth time in his career and he ties the team record held by Jim Langer.
- Dec. 27 - The Dolphins clinch the AFC East title with a 16-13 overtime win over the New England Patriots at Foxboro Stadium. Miami closes the regular season with an 11-5 record and coupled with Buffalo's 27-3 loss at Houston later in the day, the Dolphins win the team's first division championship since 1985. In addition, the win marks the 300th regular season victory of Dolphins' Head Coach Don Shula's coaching career.

1993

- Jan. 10 - The Dolphins earn a 31-0 win over the San Diego Chargers in the AFC Divisional Playoffs before a crowd of 71,224 at Joe Robbie Stadium. Miami's 31-point margin of victory is the largest by the team in a playoff game. The previous largest margin of victory in the post-season by the Dolphins was three 21-point wins as Miami had a 21-0 win over the Baltimore Colts on Jan. 2, 1972; a 34-13 win over the San Diego Chargers on Jan. 16, 1983; and a 31-10 win over the Seattle Seahawks on Dec. 29, 1984.
- Jan. 17 - The 1992 season comes to a close. Miami suffers five turnovers (two interceptions and three fumbles) as the team drops a 29-10 decision to the Buffalo Bills in the AFC Championship contest before a crowd of 72,703 at Joe Robbie Stadium. The attendance of 72,703 marks the largest crowd to witness a Dolphin game at JRS. The previous high was 71,224 which was set the previous week on January 10 to witness the Dolphins' 31-0 win over San Diego in an AFC Divisional Playoff game.
- Jan. 26 - Kim Helton is named the team's offensive line coach. John Sandusky, who served as assistant head coach/offensive line, remains with the team as assistant head coach and assumes the responsibility of coaching the tight ends. In addition, assistant offensive line coach Dwight Stephenson resigns to pursue his interests in the construction and real estate business.
- Jan. 30 - Former Dolphins great Larry Little is among a group of five named to the Pro Football Hall of Fame. The former Dolphin guard becomes the fifth player in Miami history to

- earn the honor, joining RB Larry Csonka, QB Bob Griese, C Jim Langer and WR Paul Warfield.
- Feb. 7 - The Dolphin coaching staff leads the AFC to a 23-20 overtime win over the NFC in the Pro Bowl contest played in Honolulu, Hawaii.
 - Feb. 11 - Mike Shula resigns as a coaches assistant and is named as tight end coach of the Chicago Bears.
 - Feb. 22 - Tony Nathan, who spent the past five years as a coaches' assistant on the Miami Dolphins coaching staff, is promoted to offensive backs coach. In addition, Carl Taseff, who served as the team's offensive backs coach since joining the Dolphins in 1970, will become more active in other areas of the football operation, including personnel scouting and evaluation, and will maintain a continued involvement in various coaching responsibilities.
 - May 21 - Kim Helton resigns as offensive line coach to become head coach at the University of Houston. John Sandusky, who served as offensive line coach from 1976-92, resumes his offensive line coaching responsibilities.
 - June 1 - Rich McGeorge is named as assistant offensive line/tight ends coach of the Dolphins.
 - June 4 - Dolphins hold last practice session at St. Thomas University, which had served as host to team's training facility since July 12, 1970.
 - July 11 - Ribbon cutting ceremonies officially open the Dolphins' new training facility on campus of Nova University in Davie, Fla.
 - Sept. 12 - Dan Marino surpasses the 40,000-yard passing mark during Miami's 24-14 loss to the N.Y. Jets. He joins Fran Tarkenton (47,003), Dan Fouts (43,040) and Johnny Unitas (40,239) as the only quarterbacks to gain 40,000 passing yards. Marino attains the 40,000-yard mark in only 153 regular-season games and accomplishes the feat faster than any QB in league history. The previous record for fastest ascent to 40,000 yards was 168 games by Dan Fouts.
 - Oct. 10 - Scott Mitchell comes off the bench and replaces an injured Dan Marino (torn Achilles in right foot) and throws a pair of touchdown passes to lead the Dolphins to a 24-14 win at the Cleveland Browns. Mitchell enters the game just before halftime and completes 10 of 16 passes for 118 yards with two touchdowns and an interception. Mitchell is named as AFC Offensive Player of the Week for his performance against the Browns. Marino is placed on Injured Reserve on October 13 and misses the remainder of the season.
 - Oct. 24 - Dan Marino misses his first starting assignment in 145 consecutive non-replacement regular season games as Miami earns a 41-27 win over Indianapolis. The game marks the first career NFL start at quarterback for Scott Mitchell as he hits on 12 of 19 passes for 190 yards with a touchdown. Mitchell becomes the eighth player to start at quarterback for the Dolphins since Don Shula was named head coach in 1970.
 - Oct. 31 - Don Shula wins the 324th game of his coaching career and ties George Halas for the all-time record for most wins by an NFL head coach as Miami earns a 30-10 win over the Kansas City Chiefs. Shula achieves the coaching milestone in his 31st year (482nd game) of his NFL coaching career as compared to 40 seasons (506 games) for Halas to accomplish the feat. On the field, Scott Mitchell throws for 344 yards and three touchdowns and becomes the first Dolphin quarterback other than Dan Marino to pass for over 300 yards and throw three or more touchdown passes since David Woodley gained 408 yards and threw three scores on October 25, 1981, at the Dallas Cowboys.
 - Nov. 14 - The Dolphins endure another quarterback injury as Scott Mitchell suffers a separated shoulder during Miami's 19-14 win at Philadelphia. The win enables Don Shula to record the 325th triumph of his coaching career as he becomes the winningest coach in NFL history surpassing George Halas. In the contest, Doug Pederson replaces Mitchell and enters the game in the third quarter with Miami trailing 14-13. He guides the Dolphins to a pair of field goals and the defense holds the Eagles scoreless in the second half to garner the victory.
 - Nov. 21 - Steve DeBerg becomes the third player to start at quarterback for the Dolphins in 1993 as he throws for 252 yards and a pair of touchdowns to lead Miami to a 17-13 win over New England. DeBerg, the NFL's oldest player, had joined the team just 11 days prior to the Pats game and was forced into his first start in place of the injured Scott Mitchell.
 - Nov. 25 - The Dolphins post a come-from-behind 16-14 win over the defending and eventual Super Bowl champion Dallas Cowboys on Thanksgiving Day on a sleet covered field at Texas Stadium. Miami improves 3-0 on Thanksgiving as the team had posted victories at St. Louis (55-14 on November 24, 1977) and at Dallas (14-7 on November 22, 1973). In the contest, Miami trails 14-13 with just 15 seconds left in regulation and Pete Stoyanovich's 41-yard field goal attempt for the win is blocked by the Cowboys' Jimmie Jones. However, Dallas' Leon Lett attempts to pick up the loose ball and fumble.

bles and Miami's Jeff Dellenbach recovers the ball on the one-yard line with three seconds remaining. Stoyanovich converts on his second chance and boots a 19-yard field goal on the game's final play to win the contest. The win improves Miami's record to an NFL best 9-2, but the team will fail to win another game during the remainder of the season.

- Dec. 5 - Miami drops a 19-14 decision to the New York Giants at Joe Robbie Stadium. The Dolphins fall to 12-1 at home against teams in the NFC East since the NFL merger in 1970 and 11-1 at home against opponents from the NFC since the team moved to Joe Robbie Stadium in 1987. The last team to defeat the Dolphins in an inter-conference game played in Miami was the Atlanta Falcons who earned a 20-14 win on November 30, 1986, in the Orange Bowl.
- Dec. 13 - During halftime ceremonies of Miami's 21-20 loss to Pittsburgh, former Dolphin great and Hall of Famer Larry Little is honored and inducted into the Dolphin Honor Roll.
- Dec. 14 - Don Shula is named Sports Illustrated Sportsman of the Year. He is the first professional coach to receive the honor.

1994

- Jan. 2 - The Dolphins lose by a 33-27 count in overtime at New England. It is the fifth consecutive loss for the Dolphins and the team is eliminated from the playoffs later in the day as the Raiders rally from a 17-point deficit to win over Denver and qualify for the playoffs.
- Jan. 24 - The trustees of the Miami Dolphins sign a definitive agreement with H. Wayne Huizenga to purchase the Robbie family's interests in the Dolphin franchise. The agreement also includes an option for Huizenga to purchase the Robbies' interest in Joe Robbie Stadium.
- Feb. 8 - Joel Collier joins the Dolphins as a staff assistant, replacing Carl Taseff.
- March 16 - John Gamble is named as the Dolphins' strength coach.
- March 23 - The National Football League clubs approve transfer of the majority interests in the Miami Dolphins from the Robbie family to H. Wayne Huizenga at the annual league meetings in Orlando, Fla.
- June 28 - H. Wayne Huizenga's purchase of the Robbie Family's remaining 85% of the Miami Dolphins as well as their 50% share of the Joe Robbie Stadium is finalized. The closing leaves Huizenga with 100% ownership of both the Dolphins and Stadium.
- July 8 - The Dolphins and WIOD Radio (610 AM) announce the hiring of Bill Zimpfer as the team's play-by-play announcer and "Voice of the Dolphins." Zimpfer replaces Rick Weaver, who had served as play-by-play announcer for the Dolphins since 1970 and announced his retirement at the club's annual awards dinner on May 6, 1993. Zimpfer joins former Dolphin tight end and color analyst Jim Mandich in the broadcast booth.
- July 21 - H. Wayne Huizenga announces that he has entered into a new agreement with Head Coach Don Shula that extends through the 1996 season. Under the new contract extension, Shula assumes the position of Vice President/Head Coach, and also adds an ownership interest in the team.
- Sept. 4 - Dan Marino throws for 473 yards and five touchdowns to lead the Dolphins to a 39-35 win over the New England Patriots at Joe Robbie Stadium. Marino sets an NFL record by throwing for four or more touchdown passes in a game for the 18th time in his career, breaking his tie with Johnny Unitas, and also throws the 300th touchdown pass of his career to join Fran Tarkenton (343 touchdowns) as the only quarterbacks in NFL history with 300-plus career touchdowns.
- Oct. 2 - Shula Bowl VI makes sports history as it marks the first time in the history of the four major American professional sports (football, baseball, hockey and basketball) that a father and son battle as head coaches with Don Shula and the Dolphins taking on his son, Head Coach David Shula, and the Cincinnati Bengals. The elder Shula improves to 6-0 when coaching against teams which feature one of his sons as a coach with a 23-7 win over the Bengals.
- Oct. 16 - Bernie Parmalee receives two game balls - one for offense and one for special teams - for his performance in Miami's 20-17 overtime win against the Los Angeles Raiders. Parmalee rushes for 150 yards on 30 carries and adds a pair of tackles and a fumble recovery on special teams. In addition, the Dolphins reverse history in the all-time series against the Raiders as Miami records wins in consecutive games against the Raiders for the first time in the history of the series. Miami earned a 20-7 win over the Raiders on December 14, 1992, in the last meeting between the two teams.
- Oct. 30 - The Dolphins earn a 23-3 win at the New England Patriots to sweep the season series over the Patriots for the fifth time in the last six years and win for the 11th time in the

last 12 games played between the two teams. The win improves Miami to 6-0 in games following a bye weekend. In addition, Bernie Parmalee gains 123 rushing yards and ties the all-time team record for consecutive 100-yard performances. His 273 rushing yards in consecutive games surpasses the previous best of 258 yards rushing by Mercury Morris who accomplished the feat with 197 yards against New England on September 30, 1973, and 61 yards at the New York Jets on October 7, 1973.

- Nov. 13 - Chicago's Kevin Butler boots a 40-yard field goal with 54 seconds left in regulation and James Williams deflects a Dolphins field goal attempt with just seven seconds remaining in the game to give the Bears a 17-14 win over the Dolphins in Shula Bowl VII. Miami Head Coach Don Shula battles his son and Bears tight ends coach Mike Shula in the contest and it marks the first time that the elder Shula lost a game in which one of his sons, David or Mike, were either players or assistant coaches on the opposing NFL team.
- Nov. 27 - Mark Ingram catches four touchdown passes, including the game winner with just 22 seconds left in regulation, to lead the Dolphins to a come-from-behind 28-24 win over the New York Jets at Giants Stadium. The Dolphins trail by an 18-point margin midway through the third period (24-6) before rebounding to outscore the Jets by a 22-0 edge to win the game. Ingram's four touchdowns and 24 points in the game tie the team's single-game records with Paul Warfield's four touchdowns (all receiving) and 24 points against Detroit on December 15, 1973.
- Dec. 7 - Don Shula suffers a torn Achilles' tendon in his right leg and undergoes surgery on the injury on December 9 by Dr. Peter Indelicato and Dr. Dan Kanell. He misses a regular season practice for the first time in his 25 seasons with the team. Shula returns to practice on December 10 and coaches for the remainder of the season on a golf cart.
- Dec. 12 - Bernie Parmalee rushes for 127 yards and scores a pair of touchdowns (one rushing and one receiving) as the Dolphins clinch a playoff spot with a 45-28 win over the Kansas City Chiefs at Joe Robbie Stadium. In the contest, Dolphins Head Coach Don Shula wins his 318th career regular season game and ties George Halas (318 regular season coaching wins) for the all-time record for most career regular season wins by an NFL coach. Center Dwight Stephenson is inducted into the Dolphin Honor Roll during halftime ceremonies.
- Dec. 25 - The Dolphins earn a 27-20 win over the Detroit Lions and clinch the AFC East title. Miami and the New England Patriots both finish with 10-6 records, however the Dolphins win the division title by virtue of a two-game head-to-head sweep over New England during the 1994 season. Dolphins Head Coach Don Shula wins the 319th regular season game of his coaching career and surpasses George Halas (318 regular season coaching wins) for the all-time record for most career regular season wins by an NFL coach. Miami plays on Christmas Day for the second time in team history with the only other Christmas game for the Dolphins being the longest game in NFL history as Miami earned a 27-24 playoff win in double overtime at Kansas City on December 25, 1971.
- Dec. 27 - Defensive tackle Tim Bowens is named NFL Defensive Rookie of the Year by the Associated Press. He becomes the first Dolphins player to win A.P.'s defensive rookie award since A.J. Duhe in 1977.
- Dec. 31 - Dan Marino throws a pair of touchdown passes to lead the Dolphins to a 27-17 win in a First-Round playoff contest against the Kansas City Chiefs at Joe Robbie Stadium. The game is billed as Marino-Montana III and the duel between the two future Hall of Famers lives up to its pregame hype. Marino completes 22 of 29 passes for 257 yards with two touchdowns and no interceptions and Montana counters by hitting on 26 of 37 passes for 314 yards with two scores and an interception. Marino sets an NFL playoff record as he throws for a touchdown pass in his 11th consecutive post-season game and moves past a tie with Montana (San Francisco/Kansas City) and Ken Stabler (Oakland) for the longest all-time streak in NFL post-season history.

1995

- Jan. 9 - Natrone Means rushes for 139 yards and a touchdown to lead the San Diego Chargers to a 22-21 win over the Miami Dolphins in an AFC Divisional Playoff contest at Jack Murphy Stadium. San Diego took a 22-21 lead with just 35 seconds left in regulation as Stan Humphries threw an eight-yard touchdown pass to wide receiver Mark Seay. The Dolphins had one final chance to win the game as Dan Marino drove the team to the Chargers' 30-yard line but Pete Stoyanovich's 48-yard field goal attempt with eight seconds left was wide right.
- Jan. 18 - Assistant head coach/offensive line John Sandusky announces his retirement. A veteran of over three decades of NFL coaching (he concluded his 36th season in 1994), Sandusky was one of only two coaches to serve as offensive line coach on a

- Don Shula coached team. Sandusky was offensive line coach with the Colts (1963-69) and Dolphins (1976-94) under Shula, while Monte Clark coached the offensive line with the Dolphins under Shula from 1970-75.
- Feb. 6 - Monte Clark is named as the team's offensive line coach. Clark enters his third tour of duty with the Dolphins, re-joining the team after having served as head offensive line coach at Stanford University during 1993-94.
 - Feb. 9 - Dolphins Executive Vice President and General Manager Eddie Jones signs a two-year contract to remain in that capacity through the 1996 season.
 - May 19 - The Miami Dolphins sign a two-year agreement with WCMQ radio (1210 AM) to be the Spanish radio outlet for Dolphins games. WCMQ replaces WQBA radio, which had been the team's Spanish station for the previous 13 seasons.
 - Sept. 3 - The Dolphins open the season with an explosive offensive display in a 52-15 win over the N.Y. Jets at Joe Robbie Stadium. The 52 points are the second-highest single-game total in team history (behind 55 points at St. Louis on November 24, 1977). In addition, the game is played in 94-degree weather, making it the warmest home game in team history.
 - Oct. 1 - The Shula coaching family again makes sports history as father and son battle as head coaches with Don Shula and the Dolphins taking on his son, Head Coach David Shula, and the Cincinnati Bengals. The elder Shula improves to 7-1 when coaching against teams which feature one of his sons as a coach with a 26-23 win at the Bengals.
 - Oct. 8 - Dan Marino passes Fran Tarkenton (3,686 completions) to become the NFL's all-time leader in career pass completions with a six-yard toss to fullback Keith Byars during the Dolphins' 27-24 overtime loss at Joe Robbie Stadium. In the contest, Marino suffers knee and hip injuries which force him to miss the next two games (at New Orleans and at the N.Y. Jets).
 - Oct. 30 - The Dolphins earn their first home win over the Buffalo Bills since the 1990 season with a 23-6 triumph at Joe Robbie Stadium. Miami's last home win against Buffalo was a 30-7 victory on September 10, 1990. The game marks the first time that the Dolphins have held the Bills without a touchdown since Miami dropped a 9-6 decision at Rich Stadium on September 11, 1988.
 - Nov. 12 - Dan Marino becomes the NFL's all-time career passing yardage leader as he jumps past Fran Tarkenton (47,003 career yards) with a nine-yard pass to Irving Fryar in the first quarter of the Dolphins' 34-17 loss to the New England Patriots at Joe Robbie Stadium.
 - Nov. 26 - Dan Marino tosses a six-yard touchdown pass to fullback Keith Byars with 1:03 remaining in the first half for his 343rd career scoring pass and becomes the NFL's all-time touchdown pass leader (surpassing Fran Tarkenton's 342 TDs) during Miami's 36-28 loss at Indianapolis.
 - Dec. 11 - Guard/Tackle Bob Kuechenberg is inducted into the Dolphin Honor Roll during half-time ceremonies of Miami's 13-6 win over Kansas City at Joe Robbie Stadium. In the contest, Dan Marino breaks the last of Fran Tarkenton's major passing records (6,467 career attempts) with an incomplete pass attempt to wide receiver Randal Hill in the fourth quarter. In addition, the game is a sellout and marks the second consecutive season and fourth time overall (also 1972-73) that every home game has been sold out and it is just the second time in team history (also 1973) that every game has been sold out before the television blackout deadline.
 - Dec. 24 - The Dolphins post a 41-22 win at St. Louis to finish the regular season with a 9-7 record and clinch a playoff berth for the second consecutive season later in the day as the Denver Broncos come from behind late in the contest to win at Oakland and eliminate the Raiders from playoff consideration.
 - Dec. 30 - Miami's season ends following a 37-22 loss in an AFC First-Round Playoff Contest in Buffalo. The game is an offensive shootout as the teams combine for an NFL post-season record of 1,038 yards. Dan Marino leads the Dolphins by completing 33 of a career-high 64 pass attempts for 422 yards and a pair of scores, while WR O.J. McDuffie sets team playoff records with 11 catches for 154 yards.

1996

- Jan. 5 - Don Shula, the winningest coach in the history of the NFL, moves from his role as head coach of the team as he assumes another role within the Dolphins organization. He continues to serve as a partner to owner H. Wayne Huizenga and becomes Vice Chairman of the Board of Directors in addition to his status as a part-owner of the team. Shula leaves the sidelines with an overall record 347-173-6 in his 33 years as a head coach, including the last 26 years with the Dolphins (1970-95). He won Super

- Bowl titles with Miami in 1972 and 1973, posting a combined 32-2 record in those two seasons, and his 1972 team went 17-0, the only undefeated season in NFL annals.
- Jan. 11 - Jimmy Johnson signs a four-year contract to become head coach of the Dolphins, becoming the third head coach in club history, joining George Wilson (1966-69) and Don Shula (1970-95). Johnson joins the team with one of the most successful coaching records in football on both the professional and collegiate levels before spending the previous two years as an NFL analyst for FOX Sports. He is the first head coach in football history to win both a Super Bowl title (Dallas, 1992 and 1993) and a national collegiate championship (Univ. of Miami, 1987).
 - Jan. 16 - Dolphins owner H. Wayne Huizenga announces that Eddie Jones has been named President and Chief Operating Officer of the team, and Jimmy Johnson has been named as the club's General Manager/Head Coach. Jones had spent the last six seasons with the team as the club's Executive Vice President and General Manager.
 - Jan. 17 - The Dolphins name Cary Godette (defensive line), Pat Jones (tight ends) and Bill Lewis (defense nickel package) to the coaching staff. Prior to joining the Dolphins, Godette, who replaces Joe Greene, had served as defensive line coach for the Carolina Panthers in 1995, Jones was head coach at Oklahoma State University from 1984-94, and Lewis was head coach at Georgia Tech University from 1992-94.
 - Jan. 19 - Kippy Brown joins the Dolphins coaching staff as running backs coach, replacing Tony Nathan. Brown had served as running backs coach with the Tampa Bay Buccaneers (1995) and N.Y. Jets (1990-92).
 - Jan. 24 - Bob Ackles is named as the Dolphins Director of Football Operations. Ackles joins the team after serving as Director of Football Administration for the Philadelphia Eagles in 1995 and working three years with the Arizona Cardinals as Director of College Scouting (1992-93) and Assistant General Manager (1994).
 - Feb. 16 - The Dolphins name Larry Beightol as assistant head coach/offensive line, replacing Monte Clark. In addition to his coaching the offensive line, Beightol also assumes additional administrative responsibilities involving the entire football staff. Beightol joins the Dolphins after having served as offensive line coach with the Houston Oilers (1995), N.Y. Jets (1990-94), San Diego Chargers (1989), Tampa Bay Buccaneers (1987-88) and Atlanta Falcons (1985-86).
 - March 1 - The Dolphins name Kevin O'Neill as head athletic trainer and Brad Roll as assistant strength and conditioning coach.
 - April 23 - Dan Marino, who broke every significant passing record in NFL history during the 1995 season, signs a three-year contract through the 1998 season to remain as quarterback of the Miami Dolphins.
 - April 26 - The Jimmy Johnson era officially begins as the Dolphins take the field for the first time in mini-camp under the new Dolphins head coach.
 - Aug. 26 - Pro Player, a sports apparel company, enters into a ten-year agreement with Joe Robbie Stadium, home of the Dolphins since 1987, to re-name the stadium Pro Player Park. The deal is worth \$2 million annually over the term of the contract.
 - Sept. 1 - The Dolphins defeat the New England Patriots, 24-10 at Pro Player Park, in Jimmy Johnson's debut as head coach. Of the three head coaches in team history, Johnson is the only one to record a victory in his initial game. Also, rookie running back Karim Abdul-Jabbar rushes for 115 yards and a TD on 26 carries in Miami's victory over the Patriots, the first Dolphin rookie since Sammie Smith on November 5, 1989, against Indianapolis to rush for 100 yards. He also becomes the first player in Dolphins history to rush for 100 yards in his NFL debut.
 - Sept. 10 - Pro Player Park is re-named Pro Player Stadium.
 - Sept. 15 - On his 35th birthday, quarterback Dan Marino throws for 257 yards and three touchdowns as the Dolphins defeat the New York Jets, 36-27, at Pro Player Stadium. One of the scoring passes is a 74-yard strike to rookie fullback Stanley Pritchett, the longest completion to a Dolphins running back in team history. The win marks the third straight year and fourth time in the last five campaigns that Miami has opened the regular season with three consecutive victories.
 - Oct. 27 - Quarterback Dan Marino plays in his 191st regular season game, against Dallas at Pro Player Stadium. In the process, he breaks Bob Kuechenberg's club career record for regular season games played of 190. The game is witnessed by 75,651 fans, the highest attendance figure in Pro Player Stadium history. The previous high was 75,129 for Super Bowl XXIII between San Francisco and Cincinnati on January 22, 1989. The former record for a Dolphins game was 73,080 for a November 20, 1995 contest against San Francisco.
 - Oct. 29 - WQAM Radio (560 AM) signs a five-year contract for broadcast rights to the Dolphins, Florida Marlins and Florida Panthers. Dolphins football will be aired on WQAM through

- the year 2001. The Dolphins' flagship station had been WIOD Radio since the team's inception in 1966.
- Oct. 31 - At the NFL fall meetings in New Orleans, the league awards the 1999 Super Bowl to the city of Miami. The game will be played at Pro Player Stadium.
 - Nov. 10 - A 36-yard completion to O.J. McDuffie in the second quarter puts quarterback Dan Marino over the 50,000-yard mark for his career, the first quarterback in NFL history to reach that plateau. His eight-yard completion to Fred Barnett in the second quarter is the 4,000th completion of Marino's career, also making him the first quarterback in league history to achieve that feat. These accomplishments occur in a 37-13 victory over Indianapolis at Pro Player Stadium.
 - Nov. 17 - The Dolphins defeat the Houston Oilers, 23-20 at the Astrodome, the 50th career regular season victory for head coach Jimmy Johnson.
 - Nov. 25 - At halftime of a 24-17 loss to the Pittsburgh Steelers on Monday Night Football at Pro Player Stadium, former Head Coach Don Shula is inducted into the Dolphin Honor Roll. In that game, running back Karim Abdul-Jabbar rushes for 57 yards on 16 attempts, breaking the club's rookie rushing record of 711 formerly held by Andra Franklin (1981).
 - Dec. 16 - On Monday Night Football, the Dolphins record a 16-14 victory over Buffalo at Pro Player Stadium, marking the first time since 1986 that Miami has swept the season series from the Bills. It's also the first time since December 22, 1985, that the Dolphins have defeated Buffalo in the month of December or January, snapping a seven-game losing streak against Buffalo in such games.
 - Dec. 22 - In a season-ending 31-28 win at the New York Jets, running back Karim Abdul-Jabbar rushes for 152 yards and a TD on 30 carries. His performance is the fifth-highest single-game total in franchise history, and the second-most by a rookie. It is his fourth 100-yard rushing game of the year, establishing a new club rookie standard, also tying for the second-best mark in team annals. In the process, he also surpasses the 1,000-yard rushing plateau for the season, the sixth Dolphins player to achieve that feat and the first since Delvin Williams in 1978. Abdul-Jabbar's 1,116 rushing yards is the third-best single-season total in team history. He scores on a 17-yard run in the third quarter, his 11th rushing touchdown of the year, tying Ron Davenport's club rookie record, first achieved in 1985.

1997

- Jan. 14 - Miami Dolphins unveil a modified team logo and new uniforms for the 1997 season. The basic logo and team colors remain the same. The sunburst on the logo is more prominently displayed with the elimination of the hashmarks around the sun's perimeters, while the dolphin's features are accentuated by navy highlights. The home and road jerseys added a script "Dolphins" below the collar, and several subtle accents were added to the uniform to highlight and strengthen the team's traditional colors.
- Jan. 25 - Former head coach Don Shula (1970-95), the NFL's all-time winningest coach with 347 victories, is selected for induction into the Pro Football Hall of Fame in Canton, Ohio.
- March 11 - At the NFL spring meetings in Palm Desert, Calif., the NFL Owners approve limited cross ownership, finalizing H. Wayne Huizenga's ownership of the Dolphins.
- March 21 - Eddie Jones signs a two-year contract extension, which runs through 1998, to remain as the team's president and chief operating officer.
- April 17 - Les Koenning, wide receivers coach at Texas A&M the previous three seasons, is named as an offensive assistant.
- April 18 - The Dolphins unveil the first "official" mascot in team history during a press conference at the team's training facility. He makes his public debut on April 19 at the team's Draft Day party at Pro Player Stadium.
- June 3 - Doug Blevins is named as the team's kicking coach.
- June 4 - "T.D." is picked as the name of the Dolphins official team mascot, it is announced at the team's annual Awards Banquet. Sarah Fernandez and her two sons, Nelson and Vincent, win the "Name the Mascot" contest, and receive two tickets to Super Bowl XXXII in San Diego.
- June 13 - Dan Marino signs a one-year contract extension through the 1999 season.
- July 26 - Don Shula becomes the sixth former Dolphin to be enshrined into the Pro Football Hall of Fame in Canton, Ohio. He is inducted along with Mike Haynes, Wellington Mara and Mike Webster.
- Aug. 16 - The Dolphins travel to Mexico City and earn a 38-19 preseason win over the Denver

Broncos before a crowd of 104,629 fans at Estadio Guillermo Canedo. The attendance is the most to ever witness a Dolphins game, surpassing the previous high of 103,667 that saw Miami's 27-17 loss to the Washington Redskins in Super Bowl XVII on January 30, 1983, in the Rose Bowl. The game marks the fourth time overall that the Dolphins have travelled abroad to play a preseason contest and the win improves Miami's record to 4-0 in games played on foreign soil. Miami's previous American Bowl games had been in London (1988), Tokyo (1991) and Berlin (1992). The Dolphins became the first NFL team to win four American Bowl contests, and they also became the first team to win an American Bowl matchup in each of the three continents in which the games have been played.

- Aug. 31 - The Dolphins defeat the Indianapolis Colts, 16-10, at Pro Player Stadium in their 1997 season-opener. It's the Dolphins' first-ever regular season game in month of August. It also marks their sixth consecutive opening-day victory.
- Oct. 5 - The Dolphins defeat the Kansas City Chiefs, 17-14, at Pro Player Stadium, marking the 300th victory in franchise history, including playoffs. The Dolphins become the second team from the old AFL to reach the 300-win plateau. The Oakland Raiders were the first.
- Oct. 27 - After the Dolphins built a 33-18 fourth-quarter lead, the Chicago Bears stormed back for 18 unanswered points, including a Jeff Jaeger 35-yard field goal with 5:35 remaining in overtime, to come away with a 36-33 victory on a Monday night at Pro Player Stadium. It equaled the fourth-largest comeback win ever against Miami. The game originally was scheduled to be played on Sunday, October 26, but was pushed back due to Game 7 of the Marlins-Indians World Series.
- Nov. 17 - At halftime of a 30-13 win over the the Buffalo Bills on Monday Night Football at Pro Player Stadium, the Dolphins honor the 25th anniversary of the 1972 Dolphins team, holders of the only perfect season in NFL history and winners of Super Bowl VII.
- Nov. 23 - RB Karim Abdul-Jabbar scores three rushing touchdowns in a 27-24 loss to the Patriots in Foxboro. His third touchdown of the game came on a one-yard run in the fourth quarter. It was his 13th rushing TD of the year, a new Dolphins record. His 12 rushing scores had been tied with Mercury Morris, Don Nottingham and Larry Csonka.
- Nov. 30 - The Dolphins record a 33-15 victory over the Raiders at the Oakland-Alameda County Coliseum. It's the first-ever win by Miami against the Raiders in Oakland after Miami had dropped each of their previous eight meetings there.
- Dec. 14 - The Dolphins are shut out, 41-0, by the Indianapolis Colts in the RCA Dome. The shutout snaps a streak of 162 consecutive games - the second longest active streak in the NFL at the time - in which the Dolphins had scored. The last time Miami had been held scoreless was on November 29, 1987, in a 27-0 loss at the Buffalo Bills.
- Dec. 22 - In the season finale against New England at Pro Player Stadium, left tackle Richmond Webb starts his 110th consecutive regular season game, a new Dolphins record. His 109 straight starts were tied with Jim Langer.
- Dec. 28 - The Dolphins drop a 17-3 decision to the New England Patriots in Foxboro in an AFC First-Round Playoff game, Miami's first postseason appearance under Head Coach Jimmy Johnson.

1998

- Jan. 24 - Former Dolphins center Dwight Stephenson (1980-87) is among a group of five who are elected into the Pro Football Hall of Fame.
- Feb. 11 - Dolphins Head Coach Jimmy Johnson announces the following changes to the team's coaching staff: Kippy Brown, the Dolphins' running backs coach for the last two years, is named as offensive coordinator, replacing Gary Stevens; Larry Seiple, formerly the club's wide receiver coach, handles the quarterbacks; Joel Collier, a defensive assistant since 1994, coaches the running backs; Robert Ford, tight ends coach with the Dallas Cowboys since 1991, takes over as Miami's wide receivers coach; and Randy Shannon, an assistant at the University of Miami (Fla.), serves as a defensive assistant on the staff.
- March 23 - Jimmy Johnson signs a one-year contract extension to remain the Dolphins General Manager and Head Coach through the year 2000. Johnson originally signed a four-year contract with the club on January 21, 1996.
- Aug. 1 - Center Dwight Stephenson becomes the seventh former Dolphin to be enshrined into the Pro Football Hall of Fame in Canton, Ohio. He is inducted along with Anthony Munoz, Mike Singletary, Tommy McDonald and Paul Krause.
- Sept. 6 - The Dolphins defeat the Indianapolis Colts, 24-15, at the RCA Dome, marking Miami's seventh straight opening day victory.

- Sep. 20 - The Dolphins shut out the Pittsburgh Steelers, 21-0, at Pro Player Stadium. It marks Miami's first shutout under Head Coach Jimmy Johnson and their first since November 8, 1992, when they defeated the Colts, 28-0, at the RCA Dome.
- Nov. 29 - In a 30-10 victory over the New Orleans Saints at Pro Player Stadium, quarterback Dan Marino throws three touchdown passes, all to O.J. McDuffie. The second one, a seven-yard strike in the fourth quarter, was the 400th TD pass of Marino's career, the first quarterback in NFL history ever to reach that plateau.
- Dec. 21 - The Dolphins record a 31-21 victory over the Denver Broncos at Pro Player Stadium in front of an ABC Monday Night Football audience. The win is Miami's 34th on Monday night, as they surpassed Oakland as the winningest team in MNF history.
- Dec. 27 - In a season-ending 38-16 loss to the Falcons in Atlanta, wide receiver O.J. McDuffie catches five passes for 82 yards. His second reception of the afternoon, a 28-yard catch in the second quarter, is his 87th of the season, surpassing Mark Clayton (86 in 1988) as the Dolphins' single-season reception leader. McDuffie finishes the year with an NFL-high 90 receptions, the first Dolphin ever to lead the league in this category.

1999

- Jan. 2 - The Dolphins defeat the Buffalo Bills, 24-17, in an AFC First-Round Playoff game at Pro Player Stadium. It represents Miami's first-ever playoff win under Head Coach Jimmy Johnson, and their first since December 31, 1994, when they posted a 27-17 victory over the Kansas City Chiefs in a First-Round contest at Pro Player Stadium.
- Jan. 14 - Dave Wannstedt, head coach with the Chicago Bears from 1993-98, is named the Dolphins' assistant head coach.
- Jan. 21 - Paul Boudreau is named offensive line coach, replacing Larry Beightol.
- Mar. 2 - Eddie Jones signs a three-contract to remain as the team's President and Chief Operating Officer.
- June 15 - Dan Marino signs a two-year contract extension through 2001.

1998 DOLPHINS PLAYOFF STATISTICS

PLAYOFF RESULTS (1-1)

DATE	OPPONENT	SCORE	W/L	ATTENDANCE
Jan. 2	BUFFALO	24-17	W	72,698
Jan. 9	at Denver	3-38	L	75,729

TEAM STATISTICS

	DOLPHINS	OPPONENTS
TOTAL FIRST DOWNS.....	39	47
By Rushing	11	20
By Passing	21	23
By Penalty.....	7	4
Third Down: Made/Att	11/24	11/21
Third Down Efficiency	45.8	52.4
Fourth Down: Made/Att.....	1/3	2/3
Fourth Down Efficiency.....	33.3	66.7
POSSESSION AVERAGE	32:34	27:26
TOTAL NET YARDS	597	840
Average Per Game	298.5	420.0
Total Plays.....	120	119
Average Per Play	5.0	7.1
NET YARDS RUSHING	131	327
Average Per Game	65.5	163.5
Total Rushes.....	47	56
NET YARDS PASSING	466	513
Average Per Game	233.0	256.5
Tackled/Yards Lost.....	2/12	4/29
Gross Yards.....	478	542
Attempts/Completions.....	71/49	59/35
Completion Percentage	69.0	59.3

	DOLPHINS				OPPONENTS	
Had Intercepted				3		1
PUNTS/AVERAGE				6/43.7		4/42.5
NET PUNTING AVERAGE				6/41.3		4/29.8
PENALTIES/YARDS				16/132		14/134
FUMBLES/BALL LOST				1/1		4/4
TOUCHDOWNS				2		7
By Rushing				1		4
By Passing				1		2
By Returns				0		1

Score By Quarters	1	2	3	4	OT	Total
Dolphins	3	6	8	10	-	27
Opponent	14	14	10	17	-	55

RUSHING

	NO.	YDS.	AVG.	LG	TD
Abdul-Jabbar	30	100	3.3	18	1
Parmalee	9	24	2.7	12	0
Pritchett	3	4	1.3	6	0
Avery	1	3	3.0	3	0
McDuffie	1	3	3.0	3	0
Marino	1	-1	-1.0	-1	0
Huard	2	-2	-1.0	-1	0
DOLPHINS	47	131	2.8	18	1
OPPONENTS	56	327	5.8	62	4

PASSING

	ATT.	COMP.	YDS.	PCT.	TD	INT.	LG	SACK/ LOST	RATING
Marino	71	49	478	69.0	1	3	56	2/12	74.7
DOLPHINS	71	49	478	69.0	1	3	56	2/12	74.7
OPPONENTS ..	59	35	542	59.3	2	1	65	4/29	94.0

RECEIVING

	NO.	YDS.	AVG.	LG	TD
McDuffie	15	171	11.4	23	0
Gadsden	9	121	13.4	52	0
L. Thomas	7	67	9.6	17	1
Parmalee	5	24	4.8	9	0
Pritchett	3	23	7.7	12	0
Drayton	3	20	6.7	10	0
Abdul-Jabbar	3	9	3.0	5	0
Perry	2	29	14.5	22	0
Ruddy	1	8	8.0	8	0
Jacquet	1	6	6.0	6	0
DOLPHINS	49	478	9.8	56	1
OPPONENTS	35	542	15.5	65	2

INTERCEPTIONS

	NO.	YDS.	AVG.	LG	TD
Marion	1	19	19.0	19	0
Dolphins	1	19	19.0	19	0
Opponents	3	48	16.0	48	0

PUNTING

	NO.	YDS.	AVG.	TB	IN 20	LG	BLK
Wilmsmeyer	6	262	43.7	0	2	56	0
Dolphins	6	262	43.7	0	2	56	0
Opponents	4	170	42.5	1	1	49	0

PUNT RETURNS

	RET.	FC	YDS.	AVG.	LG	TD
McDuffie.....	1	1	20	20.0	20	0
Buckley.....	1	0	11	11.0	11	0
Dolphins.....	2	1	31	15.5	20	0
Opponents.....	2	2	14	7.0	13	0

KICKOFF RETURNS

	NO.	YDS.	AVG.	LG	TD
Avery.....	8	186	23.3	35	0
Dolphins.....	8	186	23.3	35	0
Opponents.....	5	73	14.6	19	0

FIELD GOALS

	1-19	20-29	30-39	40-49	50+	TOTALS
Mare.....	0/0	2/3	1/1	1/1	0/0	4/5
DOLPHINS.....	0/0	2/3	1/1	1/1	0/0	4/5
OPPONENTS.....	0/0	0/0	2/2	0/0	0/0	2/2

SCORING


	TDR	TDP	TDRt	PAT	FG	S	2-PT	TP
Mare.....	0	0	0	1/1	4/5	0	0	13
Abdul-Jabbar.....	1	0	0	0/0	0/0	0	0	6
L. Thomas.....	0	1	0	0/0	0/0	0	0	6
Pritchett.....	0	0	0	0/0	0/0	0	1	2
Dolphins.....	1	1	0	1/1	4/5	0	1	27
Opponents.....	4	2	1	7/7	2/2	0	0	55

TWO-POINT CONVERSIONS

Pritchett 1.
DOLPHINS 1-1, OPPONENTS 0-0

SACKS

Armstrong 1.0, Wilson 1.0, Gardener 0.5, Jones 0.5, Rodgers 0.5, Tanner 0.5.
DOLPHINS 4.0, OPPONENTS 2.0



DOLPHIN FACT

Running back Bernie Parmalee holds the team record for rushing yardage in consecutive games. Parmalee gained 150 yards on 30 carries against the L.A. Raiders on October 16, 1994, and followed that performance with a 123-yard effort on 25 carries at New England on October 30. His 273 rushing yards in those two games set a team record for rushing yards in consecutive games, surpassing the previous best of 258 yards rushing by Mercury Morris accomplished with 197 yards against New England on September 30, 1973, and 61 yards at the New York Jets on October 7, 1973.

1998 PLAYOFF DEFENSIVE STATISTICS

PLAYER	TOTAL TACK.	SOLO	ASST.	SACKS/ YARDS	INT/ YARDS	FUM. REC.	FUM. FOR.	PASS DEF.
Z. Thomas	20	16	4			1		1
Marion	17	14	3		1/19	1		1
Madison	10	8	2					2
Jones	8	5	3	0.5/5.0				1
Gardener	7	6	1	0.5/4.0				
Burton	6	4	2			1		2
Jackson	6	5	1					1
Mixon	6	5	1					1
Walker	6	6	0					
Wilson	6	3	3	1/8.0			1	
Rodgers	5	4	1	0.5/5.0			1	
Tanner	5	2	3	0.5/4.0				1
Buckley	3	3	0			1	1	
Surtain	3	3	0					
Hollier	2	1	1					
Armstrong	1	1	0	1/3.0			1	

NOTE: special teams and miscellaneous tackles not included above.

MISCELLANEOUS TACKLES: McDuffie (1): 1 at Denver (1/9); Parmalee (1): 1 at Den (1/9); L. Thomas (1): 1 vs. Buffalo (1/2).

SACK CHART:

Armstrong: 1.0 Sack – BUF, 1/2/99, 1-3 yds

Wilson: 1.0 Sack – at Den, 1/9/99, 1-8 yds

Gardener: 0.5 Sack – BUF, 1/2/99, 0.5-4 yds

Jones: 0.5 Sack – BUF, 1/2/99, 0.5-5 yds

Rodgers: 0.5 Sack – BUF, 1/2/99, 0.5-5 yds

Tanner: 0.5 Sack – BUF, 1/2/99, 0.5-4 yds

1998 PLAYOFF SPECIAL TEAMS STATISTICS

PLAYER	TOTAL TACK.	SOLO	ASST.	FUM. REC.	FUM. FOR.	BLKD KICKS
Parmalee	3	2	1			
Uwaezuoke	3	2	1			
Pritchett	2	1	1			
Walker	2	2	0			
Hollier	1	0	1			
Stewart	1	1	0			
Surtain	1	0	1			
Wainright	1	1	0			
Wilson	1	1	0			



DOLPHIN FACT

In season openers, Miami is 18-14-1. The Dolphins are 12-10-1 in season openers on the road and 6-4 in season openers which have been at home. The Dolphins have won seven straight league openers, the longest current streak in the NFL.

1998 PLAYOFF STATISTICAL BESTS

DOLPHINS INDIVIDUAL

YARDS RUSHING	95	Karim Abdul-Jabbar vs. Buffalo, 1/2/99
RUSHING ATTEMPTS.....	27	Karim Abdul-Jabbar vs. Buffalo, 1/2/99
RUSHING TOUCHDOWNS	1	Karim Abdul-Jabbar vs. Buffalo, 1/2/99
YARDS PASSING (gross).....	243	Dan Marino at Denver, 1/9/99
PASS ATTEMPTS.....	37	Dan Marino at Denver, 1/9/99
PASS COMPLETIONS	26	Dan Marino at Denver, 1/9/99
COMPLETION PERCENTAGE.....	70.3	Dan Marino at Denver, 1/9/99
TOUCHDOWN PASSES	1	Dan Marino vs. Buffalo, 1/2/99
PASSES HAD INTERCEPTED	2	Dan Marino at Denver, 1/9/99
RECEPTIONS.....	9	O.J. McDuffie at Denver, 1/9/99
RECEIVING YARDS	118	O.J. McDuffie at Denver, 1/9/99
RECEIVING TOUCHDOWNS.....	1	Lamar Thomas vs. Buffalo, 1/2/99
TOTAL YARDS FROM SCRIMMAGE ...	118	O.J. McDuffie at Denver, 1/9/99
FIELD GOALS	3	Olindo Mare vs. Buffalo, 1/2/99
TACKLES	12	Brock Marion at Denver, 1/9/99
	12	Zach Thomas at Denver, 1/9/99
INTERCEPTIONS.....	1	Brock Marion vs. Buffalo, 1/2/99
SACKS.....	1	Trace Armstrong vs. Buffalo, 1/2/99
	1	Jerry Wilson at Denver, 1/9/99
LONGEST RUN FROM SCRIMMAGE	18	Karim Abdul-Jabbar vs. Buffalo, 1/2/99
LONGEST PASS RECEPTION	52	Oronde Gadsden vs. Buffalo, 1/2/99
LONGEST INTERCEPTION RETURN.....	19	Brock Marion vs. Buffalo, 1/2/99
LONGEST PUNT RETURN.....	20	O.J. McDuffie vs. Buffalo, 1/2/99
LONGEST KICKOFF RETURN	35	John Avery at Denver, 1/9/99
LONGEST PUNT.....	56	Klaus Wilmsmeyer at Denver, 1/9/99
LONGEST FIELD GOAL	40	Olindo Mare vs. Buffalo, 1/2/99
LONGEST FIELD GOAL ATTEMPT	40	Olindo Mare vs. Buffalo, 1/2/99

OPPONENTS INDIVIDUAL

YARDS RUSHING	199	Terrell Davis at Denver, 1/9/99
RUSHING ATTEMPTS.....	21	Terrell Davis at Denver, 1/9/99
RUSHING TOUCHDOWNS	2	Terrell Davis at Denver, 1/9/99
YARDS PASSING (gross).....	360	Doug Flutie vs. Buffalo, 1/2/99
PASS ATTEMPTS.....	36	Doug Flutie vs. Buffalo, 1/2/99
PASS COMPLETIONS	21	Doug Flutie vs. Buffalo, 1/2/99
COMPLETION PERCENTAGE.....	60.9	John Elway at Denver, 1/9/99
TOUCHDOWN PASSES	1	Doug Flutie vs. Buffalo, 1/2/99
	1	John Elway at Denver, 1/9/99
PASSES HAD INTERCEPTED	1	Doug Flutie vs. Buffalo, 1/2/99
RECEPTIONS.....	9	Eric Moulds vs. Buffalo, 1/2/99
RECEIVING YARDS	240	Eric Moulds vs. Buffalo, 1/2/99
RECEIVING TOUCHDOWNS.....	1	Eric Moulds vs. Buffalo, 1/2/99
	1	Rod Smith at Denver, 1/9/99
TOTAL YARDS FROM SCRIMMAGE ...	240	Eric Moulds vs. Buffalo, 1/2/99
FIELD GOALS	1	Steve Christie vs. Buffalo, 1/2/99
	1	Jason Elam at Denver, 1/9/99
TACKLES	9	John Holecek, Buffalo, 1/2/99
	9	Darrius Johnson at Denver, 1/9/99
INTERCEPTIONS.....	1	Ray Jackson, Buffalo, 1/2/99
	1	Darrius Johnson at Denver, 1/9/99
	1	Bill Romanowski at Denver, 1/9/99
SACKS.....	1	Marcellus Wiley vs. Buffalo, 1/2/99
	1	Marvin Washington at Denver, 1/9/99
LONGEST RUN FROM SCRIMMAGE	62	Terrell Davis at Denver, 1/9/99
LONGEST PASS RECEPTION	65	Eric Moulds vs. Buffalo, 1/2/99
LONGEST INTERCEPTION RETURN.....	48	Darrius Johnson at Denver, 1/9/99
LONGEST PUNT RETURN.....	13	Darrien Gordon at Denver, 1/9/99

LONGEST KICKOFF RETURN	19	Vaughn Hebron at Denver, 1/9/99
LONGEST PUNT	49	Tom Rouen at Denver, 1/9/99
LONGEST FIELD GOAL	33	Steve Christie vs. Buffalo, 1/2/99
LONGEST FIELD GOAL ATTEMPT	33	Steve Christie vs. Buffalo, 1/2/99

DOLPHINS TEAM

	HIGHS	LOWS
TOTAL FIRST DOWNS	25 vs. Buffalo, 1/2/99	14 at Denver, 1/9/99
TOTAL NET YARDS	345 vs. Buffalo, 1/2/99	252 at Denver, 1/9/99
TOTAL OFFENSIVE PLAYS	69 vs. Buffalo, 1/2/99	51 at Denver, 1/9/99
NET YARDS RUSHING	117 vs. Buffalo, 1/2/99	14 at Denver, 1/9/99
RUSHING ATTEMPTS	34 vs. Buffalo, 1/2/99	13 at Denver, 1/9/99
NET YARDS PASSING	238 at Denver, 1/9/99	228 vs. Buffalo, 1/2/99
PASS ATTEMPTS	37 at Denver, 1/9/99	34 vs. Buffalo, 1/2/99
PASS COMPLETIONS	26 at Denver, 1/9/99	23 vs. Buffalo, 1/2/99
TIMES SACKED	1 vs. Buf, 1/2/99	
	1 at Den, 1/9/99	
PASSES HAD INTERCEPTED ..	2 at Denver, 1/9/99	1 vs. Buffalo, 1/2/99
PENALTIES	10 at Denver, 1/9/99	6 vs. Buffalo, 1/2/99
YARDS PENALIZED	75 vs. Buffalo, 1/2/99	57 at Denver, 1/9/99
FUMBLES	1 at Denver, 1/9/99	0 vs. Buffalo, 1/2/99
FUMBLES LOST	1 at Denver, 1/9/99	0 vs. Buffalo, 1/2/99
TIME OF POSSESSION	37:32 vs. Buffalo, 1/2/99	27:36 at Denver, 1/9/99

OPPONENTS TEAM

	HIGHS	LOWS
TOTAL FIRST DOWNS	24 at Denver, 1/9/99	23 Buffalo, 1/2/99
TOTAL NET YARDS	424 at Denver, 1/9/99	416 Buffalo, 1/2/99
TOTAL OFFENSIVE PLAYS	62 at Denver, 1/9/99	57 Buffalo, 1/2/99
NET YARDS RUSHING	250 at Denver, 1/9/99	77 Buffalo, 1/2/99
RUSHING ATTEMPTS	38 at Denver, 1/9/99	18 Buffalo, 1/2/99
NET YARDS PASSING	339 Buffalo, 1/2/99	174 at Denver, 1/9/99
PASS ATTEMPTS	36 Buffalo, 1/2/99	23 at Denver, 1/9/99
PASS COMPLETIONS	21 Buffalo, 1/2/99	14 at Denver, 1/9/99
TIMES SACKED	3 Buffalo, 1/2/99	1 at Denver, 1/9/99
PASSES HAD INTERCEPTED ..	1 Buffalo, 1/2/99	0 at Denver, 1/9/99
PENALTIES	9 Buffalo, 1/2/99	5 at Denver, 1/9/99
YARDS PENALIZED	93 Buffalo, 1/2/99	41 at Denver, 1/9/99
FUMBLES	4 Buffalo, 1/2/99	0 at Denver, 1/9/99
FUMBLES LOST	4 Buffalo, 1/2/99	0 at Denver, 1/9/99
TIME OF POSSESSION	22:28 Buffalo, 1/2/99	32:24 at Denver, 1/9/99

IN THE PLAYOFFS MIAMI WAS:

1-0	when leading after the 1st quarter	0-1	in road games
0-0	when leading after the 2nd quarter	0-0	when playing in domes
0-0	when leading after the 3rd quarter	1-1	when playing outdoors
0-1	when behind after the 1st quarter	0-0	when playing on artificial turf
1-1	when behind after the 2nd quarter	1-1	when playing on natural grass
0-1	when behind after the 3rd quarter	0-1	after winning the coin toss
1-0	when Miami scores first	1-0	after losing the coin toss
0-1	when opponent scores first	1-0	when scoring 21 points or more
0-0	when tied at halftime	1-0	when yielding 20 points or less
1-0	in home games	0-0	in overtime contests

DRIVE ENGINEERING

	DRIVES	TD	FG	MFG	PUNT	BLK PUNT	FBL	INT	DWNS	HLF	GAME	END OF REG	PTS
Dolphins	20	2	4	1	6	0	1	3	1	0	2	0	27
Opponents	19	6	2	0	4	0	4	1	1	1	0	0	48

INSIDE THE TWENTY-YARD LINE

	NO	TD	FG	MFG	INT	FMBL	DWN	GAME	HLF	PTS	TD%
Dolphins	7	2	3	1		1				24	28.6
Opponents	8	3	2		1	1	1			27	37.5

GOAL-TO-GO SITUATIONS

	NO	TD	FG	MFG	INT	FMBL	DWN	GAME	HLF	PTS
Dolphins	2	1	1							11
Opponents	5	2	1			1	1			17

GIVEAWAYS - TAKEAWAYS

TAKEAWAYS: 5, resulting in 1 TD, 1 FG, 1 MFG, 0 PUNT, 0 INT, 0 FUMBLE, 0 HALF, 1 GAME
1 DOWNS = 10 POINTS

GIVEAWAYS: 4, resulting in 1 TD, 0 FG, 0 MFG, 1 PUNT, 0 INT, 1 FUMBLE, 0 HALF, 0 GAME
1 DOWNS = 7 POINTS

GAME	TAKEAWAYS			GIVEAWAYS			DIFF	W/L
	FMBL	INT	TOT	FMBL	INT	TOT		
1/2/99 Buffalo	4	1	(5)	0	1	(1)	+4	W
1/9/99 at Denver	0	0	(0)	1	2	(3)	-3	L
POSTSEASON TOTALS	4	1	(5)	1	3	(4)	+1	1-1

BLOCKS

	FGs	PATs	PUNTS	TOTAL
By Dolphins	0	0	0	0
By Opponents	0	0	0	0

THIRD DOWN EFFICIENCY

	3rd DOWN AND										
	1	2	3	4	5	6	7	8	9	10+	TOTAL
Miami	1-1	2-3	2-2	0-1	1-2	2-2	1-3	0-2	0-1	2-7	11-24
Oppo.	2-5	2-2	0-0	1-2	1-2	1-1	1-1	0-0	2-3	1-5	11-21

DOLPHINS LONG PLAYS

PASSING (25-yards and more)

56 D. Marino to O. Gadsden (52), lateral to O.J. McDuffie (4) vs. Buffalo, 1/2/99

RUSHING (15-yards and more)

18 K. Abdul-Jabbar vs. Buffalo, 1/2/99

OPPONENTS LONG PLAYS

PASSING (25-yards and more)

65 D. Flutie to E. Moulds vs. Buffalo, 1/2/99
37 D. Flutie to E. Moulds vs. Buffalo, 1/2/99
33 J. Elway to E. McCaffrey at Denver, 1/9/99
32t D. Flutie to E. Moulds vs. Buffalo, 1/2/99
31 D. Flutie to E. Moulds vs. Buffalo, 1/2/99
30 D. Flutie to E. Moulds vs. Buffalo, 1/2/99
28 J. Elway to R. Smith at Denver, 1/9/99

RUSHING (15-yards and more)

62 T. Davis at Denver, 1/9/99
28 T. Davis at Denver, 1/9/99
20t T. Davis at Denver, 1/9/99

DOLPHINS BIG GAMES

100-YARD RUSHERS

None

100-YARD RECEIVERS

118 O.J. McDuffie at Den., 1/9/99

300-YARD PASSERS

None

OPPONENTS BIG GAMES

100-YARD RUSHERS

199 T. Davis at Den., 1/9/99

100-YARD RECEIVERS

240 E. Moulds vs. Buf., 1/2/99

300-YARD PASSERS

360 D. Flutie vs. Buf., 1/2/99

PLAYOFF HISTORY

1970 AFC PLAYOFF

OAKLAND 21, MIAMI 14
December 27, 1970

Oakland-Alameda County Coliseum
Oakland, CA

Oakland quarterback Daryle Lamonica unloaded an 82-yard touchdown pass to Rod Sherman with 9:34 left to play as Oakland spoiled the Dolphins' first appearance in the playoffs, 21-14, on a field oozing with mud. The Dolphins, who had won six consecutive games to finish the season 10-4 and gain a wild-card berth, took a 7-0 lead in the second quarter when Bob Griese fired a 16-yard strike to Paul Warfield in the end zone. Lamonica matched that TD with a 22-yard toss to Fred Biletnikoff only 1:50 before halftime. Raider right cornerback Willie Brown intercepted a wet and wobbly pass by Griese and fled 50 yards along the sideline for the tie-breaking TD. It came minutes after Jake Scott recovered an Oakland fumble at the Miami 10-yard line. The heave to Sherman was insurance. Only three plays earlier, Dolphin kicker Garo Yepremian missed a 24-yard field goal attempt for the second time in the game. Oakland's George Blanda also missed a 23-yarder.

MIAMI	0	7	0	7	-	14
OAKLAND	0	7	7	7	-	21

M - Warfield, 16 pass from Griese (Yepremian kick)	2/19	2- 3:31
O - Biletnikoff, 22 pass from Lamonica (Blanda kick)	8/62	2-13:10
O - Brown, 50 interception return (Blanda kick)		3-12:26
O - Sherman, 82 pass from Lamonica (Blanda kick)	3/80	4- 5:26
M - W. Richardson, 7 pass from Griese (Yepremian kick)	9/69	4-10:32

ATT. - 54,401

	Miami	Oakland
First Downs Total-Rush.-Pass.-Pen.	16-5-9-2	12-5-7-0
Total Yards-Plays-Average	242-63-3.5	301-52-5.8
Rushes-Yards-Average	33-118-3.6	36-114-3.2
Net Yards Passing-Times Thrown-Yards Lost	124-9-31	187-0-0
Passes Attempted-Completed-Intercepted	27-13-1	16-8-0
Punts/Number-Average	5-39.2	4-32.2
Penalties/Number-Yards	0-0	4-30
Fumbles/Number-Lost	2-0	4-2

INDIVIDUAL STATISTICS

RUSHING - Miami: Kiick 14-64; Morris 8-29; Csonka 10-23; Griese 1-2.
Oakland: Hubbard 18-58; Smith 9-37; Dixon 8-31; Banaszak 1-(-6).

PASSING - Miami: Griese 27-13-1, 155 yards, 2 TDs.
Oakland: Lamonica 16-8-0, 187 yards, 2 TDs.

RECEIVING - Miami: Warfield 4-62, 1 TD; Kiick 4-34; W. Richardson 2-30, 1 TD; Morris 2-15; Twilley 1-14.
Oakland: Biletnikoff 3-46, 1 TD; Chester 2-47; Sherman 1-82, 1 TD; Smith 1-9; Dixon 1-3.

INTERCEPTIONS - Miami: None.
Oakland: Brown 1-50, 1 TD.

SACKS - Miami: None.
Oakland: Hilton 1; Curtis 1; Miller 1.

MISSED FIELD GOALS - Miami: Yepremian 24(WR), 24(S).
Oakland: Blanda 23(S).

1971 AFC PLAYOFF

MIAMI 27, KANSAS CITY 24 (2 OTs)
December 25, 1971

Kansas City Municipal Stadium
Kansas City, MO

Garo Yepremian ended 82 minutes and 40 seconds of an epic struggle by booting a 37-yard field goal with 7:40 elapsed in the second overtime, lifting the Dolphins past Kansas City, 27-24, on Christmas Day. The Dolphins battled from behind three times to tie the AFC West champions, the third time on Bob Griese's five-yard pass to tight end Marv Fleming with 96 seconds remaining in regulation. Kansas City running back Ed Podolak, who amassed 350 yards of all-purpose running, returned the ensuing kickoff 78 yards to the Dolphin 22 where Curtis Johnson missed a desperation tackle. With 35 seconds on the clock, Jan Stenerud missed a 32-yard field-goal try. Stenerud had a 42-yarder blocked by Nick Buoniconti in the fifth quarter, and Yepremian was short with a 45-yard effort. But Larry Csonka crashed 29 yards to the Chiefs 36, and that put Yepremian, the NFL's scoring leader, in position to win it. Goal posts were on the goal line; in 1974 the uprights were moved to the end line.

MIAMI	0	10	7	7	0	3	-	27
KANSAS CITY	10	0	7	7	0	0	-	24

KC-	FG Stenerud 24	9/40	1-	6:06
KC-	Podolak, 7 pass from Dawson (Stenerud kick)	6/35	1-	11:31
M	- Csonka, 1 run (Yepremian kick)	9/80	2-	2:22
M	- FG Yepremian 14	4/5	2-	14:47
KC-	Otis, 1 run (Stenerud kick)	14/75	3-	9:44
M	- Kiick, 1 run (Yepremian kick)	8/71	3-	14:00
KC-	Podolak, 3 run (Stenerud kick)	6/91	4-	8:14
M	- Fleming, 5 pass from Griese (Yepremian kick)	9/71	4-	13:24
M	- FG Yepremian 37	6/40	2nd OT-	7:40

ATT. - 45,822

	Miami	Kansas City
First Downs/Total-Rush.-Pass.-Pen.	22-6-14-2	23-13-10-0
Total Yards-Plays-Average	407-78-5.2	451-71-6.4
Rushes-Yards-Average	43-144-3.4	44-213-4.8
Net Yards Passing-Times Thrown-Yards Lost	263-0-0	238-1-8
Passes Attempted-Completed-Intercepted	35-20-2	26-18-2
Punts/Number-Average	6-40.0	2-51.0
Penalties/Number-Yards	5-26	6-44
Fumbles/Number-Lost	1-0	3-2

INDIVIDUAL STATISTICS

RUSHING - Miami: Csonka 24-86, 1 TD; Kiick 15-56, 1 TD; Griese 2-9; Warfield 2-(-).
 Kansas City: Hayes 22-100; Podolak 17-85, 1 TD; Wright 2-15; Otis 3-13, 1 TD.

PASSING - Miami: Griese 35-20-2, 263 yards, 1 TD.
 Kansas City: Dawson 26-18-2, 246 yards, 1 TD.

RECEIVING - Miami: Warfield 7-140; Twilley 5-58; Fleming 4-37, 1 TD; Kiick 3-24; Mandich 1-4.
 Kansas City: Podolak 8-110, 1 TD; Wright 3-104; Taylor 3-12; Hayes 3-6; Frazier 1-14.

INTERCEPTIONS - Miami: Scott 1-13; Johnson 1-0.
 Kansas City: Lanier 1-7; Lynch 1-0.

SACKS - Miami: Fernandez 0.5; Heinz 0.5.
 Kansas City: None.

MISSED FIELD GOALS - Miami: Yepremian 52(S).
 Kansas City: Stenerud 29(WR), 31(WR), 42(B).

1971 AFC CHAMPIONSHIP

MIAMI 21, BALTIMORE 0
 January 2, 1972

Orange Bowl
 Miami, FL

Three lightning plays and a persistent defense propelled the Dolphins into Super Bowl VI with a 21-0 rout of Baltimore before an all-time Orange Bowl record crowd of 78,939. Strong safety Dick Anderson intercepted a Johnny Unitas pass which was deflected by Curtis Johnson, and behind a wall of six open-field blocks, Anderson weaved 62 yards for a third-quarter touchdown. "My eyes were popping as I ran," Anderson said. "I've never seen so many people land on their heads." Before Anderson's convoy made it 14-0, the Dolphins staggered the defending Super Bowl champions when Bob Griese and Paul Warfield hooked up for a 75-yard TD pass. Warfield applied the clincher when he escaped 50 yards with a Griese pass, setting up a five-yard TD slam by fullback Larry Csonka. The Colts had not been held scoreless for 97 games over seven seasons. They were stopped at the Dolphin nine in the second quarter. Jim O'Brien missed two field-goal attempts and had another blocked by Lloyd Mumphord.

BALTIMORE	0	0	0	0	-	0
MIAMI	7	0	7	7	-	21

M	- Warfield, 75 pass from Griese (Yepremian kick)	2/80	1-	8:21
M	- Anderson, 62 interception return (Yepremian kick)		3-	10:21
M	- Csonka, 5 run (Yepremian kick)	6/74	4-	6:56

ATT. - 78,939

	Baltimore	Miami
First Downs Total-Rush.-Pass.-Pen.	16-6-10-0	13-8-4-1
Total Yards-Plays-Average	302-68-3.1	286-45-6.4
Rushes-Yards-Average	30-89-2.9	35-144-4.1
Net Yards Passing-Times Thrown-Yards Lost	213-2-11	142-2-16
Passes Attempted-Completed-Intercepted	36-20-3	8-4-1
Punts/Number-Average	3-45.3	6-42.7
Penalties/Number-Yards	1-5	2-27
Fumbles/Number-Lost	1-0	0-0

INDIVIDUAL STATISTICS

RUSHING – Miami: Kiick 18-66; Csonka 15-63, 1 TD; Griese 1-12; Morris 1-3.
 Baltimore: McCauley 15-50; Nottingham 11-33; Nowatzke 2-5; Unitas 2-1.
PASSING – Miami: Griese 8-4-1, 158 yards, 1 TD.
 Baltimore: Unitas 36-20-3 224 yards, 0 TDs.
RECEIVING – Miami: Warfield 2-125, 1 TD; Twilley 2-33.
 Baltimore: Hinton 6-98; Nottingham 4-26; Perkins 3-19; Havrilak 2-31; McCauley 2-24; Mitchell 1-14; Mackey 1-6; Matte 1-6.
INTERCEPTIONS – Miami: Anderson 1-62, 1 TD; Kolen 1-11; Scott 1-0.
 Baltimore: Logan 1-0.
SACKS – Miami: Heinz 2.
 Baltimore: Smith 1; M. Curtis 1.
MISSED FIELD GOALS – Miami: None.
 Baltimore: O'Brien 46(WR), 48(S), 35(B).

SUPER BOWL VI

DALLAS 24, MIAMI 3
 January 16, 1972

Tulane Stadium
 New Orleans, LA

A 252-yard rushing attack and sharp passing by Roger Staubach spurred the Dallas Cowboys to a 24-3 victory over the Dolphins at Tulane Stadium. Duane Thomas pranced 95 yards on 19 carries, fullback Walt Garrison added 74 yards on 14 carries and Staubach passed twice for touchdowns to Lance Alworth and Mike Ditka. Staubach, who was sacked twice in the first quarter, bounced back to complete 12 of 19 passes, and he scrambled from the Dolphin pass rush five times. The Dolphins were frustrated all day; in the first quarter, Larry Csonka lost a fumble and Bob Griese was chased by tackle Bob Lilly for a 29-yard loss. Griese also fumbled away a snap at the Dallas 16 in the fourth period. Although it was an intriguing 10-3 at halftime, the Cowboys marched 71 yards in eight plays after the kickoff, and Thomas swept three yards for the TD.

DALLAS	3	7	7	7	-	24
MIAMI	0	3	0	0	-	3

D – Alworth, 7 pass from Staubach (Clark kick) 10/76 2-13:45
M – FG Yepremian 31 5/44 2-14:56
D – D. Thomas, 3 run (Clark Kick) 8/71 3- 5:17
D – Ditka, 7 pass from Staubach (Clark kick) 3/9 4- 3:18

ATT. – 80,591

	Dallas	Miami
First Downs Total-Rush.-Pass.-Pen.	23-15-8-0	10-3-7-0
Total Yards-Plays-Average	352-69-5.1	185-44-4.2
Rushes-Yards-Average	48-252-5.3	20-80-4.0
Net Yards Passing-Times Thrown-Yards Lost	100-2-19	105-1-29
Passes Attempted-Completed-Intercepted	19-12-0	23-12-1
Punts/Number-Average	5-37.2	5-40.0
Penalties/Number-Yards	3-15	0-0
Fumbles/Number-Lost	1-1	2-2

INDIVIDUAL STATISTICS

RUSHING – Miami: Csonka 9-40; Kiick 10-40; Griese 1-0.
 Dallas: Thomas 19-95, 1 TD; Garrison 14-74; Hill 7-25; Staubach 5-18; Ditka 1-17; Hayes 1-16; Reeves 1-7.
PASSING – Miami: Griese 23-12-1, 134 yards, 0 TDs.
 Dallas: Staubach 19-12-0, 119 yards, 2 TDs.
RECEIVING – Miami: Warfield 4-39; Kiick 3-21; Csonka 2-18; Fleming 1-27; Twilley 1-20; Mandich 1-9.
 Dallas: Thomas 3-17; Alworth 2-28, 1 TD; Ditka 2-28, 1 TD; Hayes 2-23; Garrison 2-11; Hill 1-12.
INTERCEPTIONS – Miami: None
 Dallas: Howley 1-14.
SACKS – Miami: Fernandez 1; Riley 1.
 Dallas: Lilly 1.
MISSED FIELD GOALS – Miami: Yepremian 49(S).
 Dallas: None.

1972 AFC PLAYOFF

MIAMI 20, CLEVELAND 14
 December 24, 1972

Orange Bowl
 Miami, FL

On the ropes in the fourth quarter after an unprecedented 14 victories, the Dolphins responded to a poised Earl Morrall and drove 80 yards for a touchdown with 4:56 to play for a 20-14 victory over the Cleveland Browns. Morrall, the NFL's leading passer after replacing the injured Bob Griese 10

weeks earlier, had completed only four passes for 38 yards. But he threw 15 and 35 yards to Paul Warfield, reaching the Browns 20, and a pass interference call against linebacker Billy Andrews put the ball at the eight. Halfback Jim Kiick then bulled eight yards up the middle on a trap for the winning points. The triumph was sealed with a minute to play when Dolphin linebacker Doug Swift intercepted Cleveland QB Mike Phipps at the Dolphin 20. Despite stealing five of Phipps' passes, the Dolphins were stung by a 27-yard TD pass to Fair Hooker and trailed 14-13 with 8:11 to play.

CLEVELAND	0	0	7	7	-	14
MIAMI	10	0	0	10	-	20

M - Babb, 5 recovery of blocked punt (Yepremian kick)		1- 5:28
M - FG Yepremian 40	11/51	1-12:30
C - Phipps, 5 run (Cockroft kick)	5/44	3- 7:22
M - FG Yepremian 46	8/32	4- 1:28
C - Hooker, 27 pass from Phipps (Cockroft kick)	11/90	4- 6:49
M - Kiick, 8 run (Yepremian kick)	6/80	4-10:06

ATT. - 78,196

	Cleveland	Miami
First Downs Total-Rush.-Pass.-Pen.	15-9-6-0	17-11-4-2
Total Yards-Plays-Average	283-57-5.0	272-64-4.3
Rushes-Yards-Average	32-165-5.2	47-198-4.2
Net Yards Passing-Times Thrown-Yards Lost	118-2-13	74-4-14
Passes Attempted-Completed-Intercepted	23-9-5	13-6-0
Punts/Number-Average	6-34.7	5-42.0
Penalties/Number-Yards	3-25	3-25
Fumbles/Number-Lost	2-0	2-2

INDIVIDUAL STATISTICS

RUSHING - Miami: Morris 15-72; Kiick 14-50, 1 TD; Warfield 2-41; Csonka 12-32; Morrall 4-3.
Cleveland: Scott 16-94; Phipps 8-47, 1 TD; Brown 4-13; Kelly 4-11.

PASSING - Miami: Morrall 13-6-0, 88 yards, 0 TDs.
Cleveland: Phipps 23-9-5, 131 yards, 1 TD.

RECEIVING - Miami: Twilley 3-33; Warfield 2-50; Kiick 1-5.
Cleveland: B. Scott 4-30; Hooker 3-53, 1 TD; Kelly 1-27; Morin 1-21.

INTERCEPTIONS - Miami: Swift 2-12; Anderson 2-12; Johnson 1-33.
Cleveland: None.

SACKS - Miami: Fernandez 1; Stanfill 1.
Cleveland: Roman 2; Sherk 1; Johnson 1.

MISSED FIELD GOAL - Miami: Yepremian 46(S), 53(S).
Cleveland: None.

1972 AFC CHAMPIONSHIP

MIAMI 21, PITTSBURGH 17
December 31, 1972

Three Rivers Stadium
Pittsburgh, PA

Quarterback Bob Griese, playing 11 weeks after he had broken his right leg, ignited a third-quarter touchdown drive with a 52-yard pass to Paul Warfield, and the Dolphins overtook the Pittsburgh Steelers, 21-17, in unusually warm 63-degree weather. Griese was given the nod in the second half after Earl Morrall had flipped a nine-yard touchdown pass to Larry Csonka for a 7-7 halftime deadlock. Punter Larry Seiple broke loose on a daring 37-yard run on fourth down to set up that TD. Trailing 10-7, Griese directed TD drives of 80 and 49 yards with Jim Kiick blasting two and three yards for the scores. Steeler quarterback Terry Bradshaw, who closed the gap with four straight completions on a 71-yard TD drive, was intercepted by Nick Buoniconti at midfield with 2½ minutes to play. In addition to Seiple's dash, the Dolphins converted fourth-down situations on both Griese-led drives.

MIAMI	0	7	7	7	-	21
PITTSBURGH	7	0	3	7	-	17

P - Mullins, recovery of Bradshaw fumble (Gerela kick)	10/48	1-10:45
M - Csonka, 9 pass from Morrall (Yepremian kick)	9/80	2- 3:03
P - FG Gerela 14	9/73	3- 4:04
M - Kiick, 2 run (Yepremian kick)	11/80	3-11:39
M - Kiick, 3 run (Yepremian kick)	11/49	4- 7:35
P - Young, 12 pass from Bradshaw (Gerela kick)	4/71	4- 9:39

ATT. - 50,350

	Miami	Pittsburgh
First Downs Total-Rush.-Pass.-Pen.	19-11-6-2	13-6-6-1

	Miami	Pittsburgh
Total Yards-Plays-Average	314-65-4.8	250-48-5.2
Rushes-Yards-Average	49-193-3.9	26-128-4.9
Net Yards Passing-Times Thrown-Yards Lost	121-0-0	122-2-15
Passes Attempted-Completed-Intercepted	16-10-1	20-10-2
Punts/Number-Average	4-35.5	4-51.3
Penalties/Number-Yards	2-19	4-30
Fumbles/Number-Lost	0-0	2-0

INDIVIDUAL STATISTICS

RUSHING – Miami: Morris 16-76; Csonka 24-68; Seiple 1-37; Kiick 8-12, 2 TDs.
Pittsburgh: Harris 16-76; Fuqua 8-47; Bradshaw 2-5.

PASSING – Miami: Morrall 11-7-1, 51 yards, 1 TD; Griese 5-3-0, 70 yards, 0 TDs.
Pittsburgh: Bradshaw 10-5-2, 80 yards, 1 TD; Hanratty 10-5-0, 57 yards, 0 TDs.

RECEIVING – Miami: Fleming 5-50; Warfield 2-63; Csonka 1-9, 1 TD; Mandich 1-5; Morris 1-(-6).
Pittsburgh: Young 4-54, 1 TD; Shanklin 2-49; Harris 2-3; McMakin 1-22; Brown 1-9.

INTERCEPTIONS – Miami: Buoniconti 1-6; Kolen 1-5.
Pittsburgh: Edwards 1-28.

SACKS – Miami: Stanfill 1-5; Den Herder 0.5.
Pittsburgh: None.

MISSED FIELD GOALS – Miami: None.
Pittsburgh: Gerela 48(B).

SUPER BOWL VII

MIAMI 14, WASHINGTON 7
January 14, 1973

Memorial Coliseum
Los Angeles, CA

"This is the ultimate," Coach Don Shula said quietly after his unbeaten Dolphins dominated the Washington Redskins, 14-7, to cap a perfect season. It was Shula's first Super Bowl triumph in three tries. A record Super Bowl paid crowd of 90,182 saw the Dolphins surge to a 14-0 halftime lead even as one touchdown was nullified by an offside penalty. Miami intercepted three of Bill Kilmer's passes, and Manny Fernandez scuttled the Redskin running game with 17 tackles. An original Dolphin, Howard Twilley, eluded cornerback Pat Fischer to snare a 28-yard touchdown pass from Bob Griese in the first quarter. Griese's 57-yard TD bomb to Paul Warfield was erased by the penalty, but a 32-yard interception return by linebacker Nick Buoniconti set up the Dolphins' second score. Safety Jake Scott thwarted Kilmer with an end zone interception and 55-yard runback. The Redskins finally scored on a bizarre 49-yard fumble recovery by Mike Bass after a blocked field goal and attempted pass by kicker Garo Yepremian. Scott was named MVP.

MIAMI	7	7	0	0	-	14
WASHINGTON	0	0	0	7	-	7

M – Twilley, 28 pass from Griese (Yepremian kick) 6/63 1-14:59
M – Kiick, 1 run (Yepremian kick) 5/27 2-14:42
W – Bass, 49 fumble recovery (Knight kick) 4-12:53

ATT. – 85,462

	Miami	Washington
First Downs Total-Rush.-Pass.-Pen.	12-7-5-0	16-9-7-0
Total Yards-Plays-Average	253-50-5.1	228-66-3.5
Rushes-Yards-Average	37-184-5.0	36-141-3.9
Net Yards Passing-Times Thrown-Yards Lost	69-2-19	87-2-17
Passes Attempted-Completed-Intercepted	11-8-1	28-14-3
Punts/Number-Average	7-43.0	5-31.2
Penalties/Number-Yards	3-35	3-25
Fumbles/Number-Lost	2-1	1-0

INDIVIDUAL STATISTICS

RUSHING – Miami: Csonka 15-112; Kiick 12-38, 1 TD; Morris 10-34.
Washington: Brown 22-72; Harraway 10-37; Kilmer 2-18; C.Taylor 1-8; Smith 1-6.

PASSING – Miami: Griese 11-8-1, 88 yards, 1 TD.
Washington: Kilmer 28-14-3, 104 yards, 0 TDs.

RECEIVING – Miami: Warfield 3-36; Kiick 2-6; Twilley 1-28, 1 TD; Mandich 1-19; Csonka 1-(-1).
Washington: Jefferson 5-50; Brown 5-26; C.Taylor 2-20; Smith 1-11; Harraway 1-(-3).

INTERCEPTIONS – Miami: Scott 2-63; Buoniconti 1-32.
Washington: Owens 1-0.

SACKS – Miami: Fernandez 1; Stanfill 1.
Washington: Talbert 1; Biggs 1.

MISSED FIELD GOALS – Miami: Yepremian 42(B).
Washington: Knight 32 (WR).

1973 AFC PLAYOFF

MIAMI 34, CINCINNATI 16
December 23, 1973

Orange Bowl
Miami, FL

A defense which had allowed only 15 touchdowns all season kept the Cincinnati Bengals out of the end zone while the Dolphins hammered 241 yards on the ground for a convincing 34-16 victory. Mercury Morris scooted 106 yards on 20 carries and Bob Griese completed 11 of 18 passes, including TDs of 13 yards to Paul Warfield and seven yards to Jim Mandich. Garo Yepremian converted long field goals of 50 and 46 yards in the second half to widen the winning margin. The Dolphins led 21-3 when a lapse just before halftime gave life to the Bengals. Safety Neal Craig intercepted Griese and returned it 45 yards for a score, and Horst Muhlmann booted field goals of 46 and 12 yards - the second coming after Morris fumbled a kickoff - to make it 21-16.

CINCINNATI	3	13	0	0	-	16
MIAMI	14	7	10	3	-	34

M - Warfield, 13 pass from Griese (Yepremian kick)	10/80	1- 5:23
C - FG Muhlmann 24	10/55	1- 9:22
M - Csonka, 1 run (Yepremian kick)	12/80	1-14:39
M - Morris, 4 run (Yepremian kick)	7/75	2- 7:23
C - Craig, 45 interception return (Muhlmann kick)		2-11:34
C - FG Muhlmann 46	6/29	2-14:52
C - FG Muhlmann 12	1/0	2-14:56
M - Mandich, 7 pass from Griese (Yepremian kick)	7/72	3- 5:18
M - FG Yepremian 50	7/16	3-10:12
M - FG Yepremian 46	8/32	4- 3:40

ATT. - 75,770

	Cincinnati	Miami
First Downs Total-Rush.-Pass.-Pen.	11-5-6-0	27-18-9-0
Total Yards-Plays-Average	194-50-3.9	400-71-5.6
Rushes-Yards-Average	20-97-4.9	52-241-4.6
Net Yards Passing-Times Thrown-Yards Lost	97-3-16	159-0-0
Passes Attempted-Completed-Intercepted	27-14-1	19-11-2
Punts/Number-Average	7-36.3	2-49.0
Penalties/Number-Yards	2-19	1-5
Fumbles/Number-Lost	0-0	2-1

INDIVIDUAL STATISTICS

RUSHING - Miami: Morris 20-106, 1 TD; Csonka 20-71, 1 TD; Kiick 10-51; Leigh 1-8; Nottingham 1-5.
Cincinnati: Clark 7-40; Anderson 3-26; Johnson 2-17; Elliot 7-15; Curtis 1-(-1).

PASSING - Miami: Griese 18-11-1, 159 yards, 2 TDs; Briscoe 1-0-1, 0 yards, 0 TDs.
Cincinnati: Anderson 27-14-1, 113 yards, 0 TDs.

RECEIVING - Miami: Warfield 4-95, 1 TD; Mandich 3-28, 1 TD; Kiick 3-19; Briscoe 1-17.
Cincinnati: Elliott 9-53; Joiner 2-33; Clark 2-18; Curtis 1-9.

INTERCEPTIONS - Miami: Anderson 1-19.
Cincinnati: Craig 1-45, 1 TD; Casanova 1-0.

SACKS - Miami: Matheson 2; Stanfill 1.
Cincinnati: None.

MISSED FIELD GOALS - Miami: None.
Cincinnati: None.

1973 AFC CHAMPIONSHIP

MIAMI 27, OAKLAND 10
December 30, 1973

Orange Bowl
Miami, FL

A relentless running attack with Larry Csonka and Mercury Morris accounting for 203 of the 266 yards powered the Dolphins to a 27-10 triumph over the Oakland Raiders for a third straight American Conference title. Csonka, a 237-pound battering ram who had his third consecutive 1,000-yard season, scored three touchdowns with his 117 yards on 29 carries. The Dolphins covered 64 and 63 yards exclusively on the ground for a 14-0 halftime lead. Then as the Raiders battled within 17-10, Bob Griese directed ground assaults of 63 yards, culminating in a field goal, and 40 yards, ending in Csonka's third TD. Defensively, safety Dick Anderson forced a fourth-down fumble by Marv Hubbard at midfield, and the Dolphins took possession with a 20-10 lead and six minutes to play. Oakland had stopped Miami's 18-game winning streak, 12-7, three months earlier.

OAKLAND	0	0	10	0	-	10
MIAMI	7	7	3	10	-	27

M - Csonka, 11 run (Yepremian kick)	8/64	1- 5:13
-------------------------------------	------	---------

M - Csonka, 2 run (Yepreman kick)	15/63	2-14:43
O - FG Blanda 21	11/63	3- 5:11
M - FG Yepreman 42	3/8	3- 7:33
O - Siani, 25 pass from Stabler (Blanda kick)	10/79	3-12:22
M - FG Yepreman 26	11/63	4- 5:18
M - Csonka, 2 run (Yepreman kick)	10/42	4-13:11

ATT. - 75,105

	Oakland	Miami
First Downs Total-Rush.-Pass.-Pen.	15-4-9-2	21-18-2-1
Total Yards-Plays-Average	236-49-4.8	292-60-4.9
Rushes-Yards-Average	26-107-4.1	53-266-5.0
Net Yards Passing-Times Thrown-Yards Lost	129-0-0	26-1-8
Passes Attempted-Completed-Intercepted	23-15-1	6-3-1
Punts/Number-Average	2-51.0	1-39.0
Penalties/Number-Yards	3-35	3-26
Fumbles/Number-Lost	1-0	1-0

INDIVIDUAL STATISTICS

RUSHING - Miami: Csonka 29-117, 3 TDs; Morris 14-86; Griese 3-39; Kiick 6-12; Nottingham 1-12.
Oakland: Hubbard 10-54; C. Smith 10-35; Davis 4-15; Banaszak 2-3.

PASSING - Miami: Griese 6-3-1, 34 yards, 0 TDs.
Oakland: Stabler 23-15-1, 129 yards, 1 TD.

RECEIVING - Miami: Warfield 1-27; Briscoe 1-6; Kiick 1-1.
Oakland: C. Smith 5-43; Siani 3-45, 1 TD; Biletnikoff 2-15; Hubbard 2-11; Moore 2-9; Davis 1-6.

INTERCEPTIONS - Miami: Matheson 1-29.
Oakland: Brown 1-0.

SACKS - Miami: None.
Oakland: Sistrunk 1.

MISSED FIELD GOALS - Miami: None.
Oakland: Blanda 41(WL).

SUPER BOWL VIII

MIAMI 24, MINNESOTA 7
January 13, 1974

Rice Stadium
Houston, TX

Winning for the 32nd time in 34 games, the Dolphins repeated as Super Bowl champions and proved themselves "Best Ever" with a 24-7 rout of the Minnesota Vikings at Rice Stadium. There was no doubt from the beginning. The Dolphins swept 62 yards in 10 plays with the opening kickoff, scoring on Larry Csonka's five-yard smash. Minnesota punted, and the onslaught resumed with a 56-yard, 10-play Dolphin drive capped by Jim Kiick's one-yard plunge. It was 17-0 before the Vikings crossed their 40, and a fourth-down fumble by Minnesota's Oscar Reed was recovered by safety Jake Scott at the Dolphin six-yard line. A brilliant, diving catch by Paul Warfield netted 27 yards on a third-quarter TD drive that hiked the score to 24-0. Csonka finished with his best-ever total of 145 yards on 33 carries. The Dolphins rushed for 703 yards and outscored opponents 85-33 in the three-game playoff blitz. Csonka's yardage was a Super Bowl record and he was named MVP.

MINNESOTA	0	0	0	7	-	7
MIAMI	14	3	7	0	-	24

MI - Csonka, 5 run (Yepreman kick)	10/62	1- 9:33
MI - Kiick, 1 run (Yepreman kick)	10/56	1-13:38
MI - FG Yepreman 28	7/44	2- 8:58
MI - Csonka, 2 run (Yepreman kick)	7/43	3- 6:16
MN - Tarkenton, 4 run (Cox kick)	10/57	4- 1:35

ATT. - 68,142

	Minnesota	Miami
First Downs Total-Rush.-Pass.-Pen.	14-5-8-1	21-13-4-4
Total Yards-Plays-Average	238-54-4.4	259-61-4.2
Rushes-Yards-Average	24-72-3.0	53-196-3.7
Net Yards Passing-Times Thrown-Yards Lost	166-2-16	63-1-10
Passes Attempted-Completed-Intercepted	28-18-1	7-6-0
Punts/Number-Average	5-42.2	3-39.6
Penalties/Number-Yards	7-65	1-4
Fumbles/Number-Lost	2-1	0

INDIVIDUAL STATISTICS

RUSHING - Miami: Csonka 33-145, 2 TDs; Morris 11-34; Kiick 7-10, 1 TD; Griese 2-7.
Minnesota: Reed 11-32; Foreman 7-18; Tarkenton 4-17, 1 TD; Marinaro 1-3; B. Brown 1-2.

PASSING – Miami: Griese 7-6-0, 73 yards, 0 TDs.
 Minnesota: Tarkenton 28-18-1, 182 yards, 0 TDs.
RECEIVING – Miami: Warfield 2-33; Mandich 2-21; Briscoe 2-19.
 Minnesota: Foreman 5-27; Gilliam 4-44; Voight 3-46; Marinaro 2-39; B. Brown 1-9; Kingsriter 1-9; Lash 1-9; Reed 1-(-1).
INTERCEPTIONS – Miami: Johnson 1-10.
 Minnesota: None.
SACKS – Miami: Fernandez 1; Den Herder 1.
 Minnesota: Paige 1.
MISSED FIELD GOALS – Miami: None.
 Minnesota: None.

1974 AFC PLAYOFF

OAKLAND 28, MIAMI 26
 December 21, 1974

Oakland-Alameda County Coliseum
 Oakland, CA

Oakland quarterback Ken Stabler, falling in the clutches of Vern Den Herder, unloaded a wobbly eight-yard pass that Clarence Davis wrestled from three defenders in the end zone, and the Raiders scored a stunning 28-26 victory over the defending champion Dolphins. Stabler, who had spent the last of his timeouts, appeared to have thrown an interception. But running back Davis clutched the football when bodies were untangled with 26 seconds remaining. It was the fourth TD pass for lefthander Stabler and his second "freak" score. Four minutes earlier Cliff Branch fell while catching a pass at the Dolphin 27, but defender Henry Stuckey also slipped, and Branch got up and escaped for a 72-yard TD. The Dolphins, trailing by two points, went ahead with 2:08 remaining as rookie Benny Malone broke two tackles on a 23-yard touchdown run along the sideline.

MIAMI	7	3	6	10	-	26
OAKLAND	0	7	7	14	-	28

M – N. Moore, 89 kickoff return (Yepremian kick)		1- 0:15
O – C. Smith, 31 pass from Stabler (Blanda kick)	7/78	2- 7:21
M – FG Yepremian 3	11/47	2-13:59
O – Biletnikoff, 13 pass from Stabler (Blanda kick)	9/60	3- 6:55
M – Warfield, 16 pass from Griese (kick failed)	5/65	3- 8:22
M – FG Yepremian 46	8/53	4- 3:10
O – Branch, 72 pass from Stabler (Blanda kick)	2/83	4-10:23
M – Malone, 23 run (Yepremian kick)	4/68	4-12:52
O – Davis, 8 pass from Stabler (Blanda kick)	8/68	4-14:34

ATT. – 52,817

	Miami	Oakland
First Downs/Total-Rush.-Pass.-Pen.	18-10-6-2	19-8-11-0
Total Yards-Plays-Average	294-57-5.2	411-64-6.4
Rushes-Yards-Average	41-213-5.2	32-135-4.2
Net Yards Passing-Times Thrown-Yards Lost	81-2-20	276-2-17
Passes Attempted-Completed-Intercepted	14-7-1	30-20-1
Punts/Number-Average	6-33.2	7-42.7
Penalties/Number-Yards	3-15	3-59
Fumbles/Number-Lost	0-0	0-0

INDIVIDUAL STATISTICS

RUSHING – Miami: Csonka 24-114; Malone 14-83, 1 TD; Griese 2-14; Kiick 1-2.
 Oakland: Davis 12-59; Hubbard 14-55; Banaszak 3-14; Stabler 3-7.
PASSING – Miami: Griese 14-7-1, 101 yards, 1 TD.
 Oakland: Stabler 30-20-1, 293 yards, 4 TDs.
RECEIVING – Miami: Warfield 3-47, 1 TD; N. Moore 2-40; Nottingham 1-9; Kiick 1-5.
 Oakland: Biletnikoff 8-122, 1 TD; Branch 3-84, 1 TD; Moore 3-22; C. Smith 2-35, 1 TD; C. Davis 2-16, 1 TD; Hubbard 1-9; Pitts 1-5.
INTERCEPTIONS – Miami: Anderson 1-14.
 Oakland: Villapiano 1-5.
SACKS – Miami: Den Herder 1; Fernandez 1.
 Oakland: Sistrunk 1; Jones 1.
MISSED FIELD GOALS – Miami: None.
 Oakland: None.

1978 AFC WILD-CARD PLAYOFF

HOUSTON 17, MIAMI 9
 December 24, 1978

Orange Bowl
 Miami, FL

The Houston Oilers amassed a 455-209 margin in total yardage, and aided by five Dolphin turnovers, gained a 17-9 victory in a battle of AFC wild-card entries at the Orange Bowl. Toni Fritsch

kicked a 35-yard field goal with 7:25 remaining to snap a 7-7 tie that existed since the first quarter. An interception by linebacker Greg Bingham led to a clinching 50-yard touchdown drive capped by Earl Campbell's one-yard dive with 1:55 to go. Campbell, the NFL rushing leader with 1,450 yards as a rookie, had been checked for only 16 yards on 13 carries in the first half. Dolphin quarterback Bob Griese, playing with very sore ribs, connected with tight end Andre Tillman for a 13-yard TD after Earnie Rhone had recovered a fumbled punt at the Houston 21. But Griese completed only 13 of 28 passes. Twice the Dolphins lost the ball inside the Oiler 10-yard line when the game was tied. Houston's Dan Pastorini wore a flak jacket to protect three broken ribs, and he passed for 261 of his 306-yard total in the first half.

HOUSTON	7	0	0	10	-	17
MIAMI	7	0	0	2	-	9

M - Tillman, 13 pass from Griese (Yepremian kick)	2/21	1- 9:58
H - Wilson, 13 pass from Pastorini (Fritsch kick)	10/71	1-14:57
H - FG Fritsch 35	10/53	4- 7:35
H - Campbell, 1 run (Fritsch kick)	10/50	4-13:05
M - Safety, Pastorini runs out of end zone		4-14:49

ATT. - 70,036

	Houston	Miami
First Downs/Total-Rush.-Pass.-Pen.	23-9-14-0	14-6-7-1
Total Yards-Plays-Average	455-77-5.9	209-57-3.7
Rushes-Yards-Average	45-165-3.7	25-91-3.6
Net Yards Passing-Times Thrown-Yards Lost	290-2-16	118-2-19
Passes Attempted-completed-Intercepted	30-20-0	30-12-3
Punts/Number-Average	5-44.0	5-48.6
Penalties/Number-Yards	5-37	1-5
Fumbles/Number-Lost	3-1	2-2

INDIVIDUAL STATISTICS

RUSHING - Miami: L. Harris 9-43; Williams 13-41; N. Moore 1-7; Bulaich 2-0.
Houston: Campbell 26-84, 1 TD; Wilson 14-76; Poole 1-12; Coleman 1-2; Pastorini 3(-)9.
PASSING - Miami: Griese 28-11-2, 114 yards, 1 TD; Strook 2-1-1, 23 yards, 0 TDs.
Houston: Pastorini 29-20-0, 306 yards, 1 TD; Barber 1-0-0, 0 yards, 0 TDs.
RECEIVING - Miami: D. Harris 4-42; N. Moore 2-28; Tillman 2-24, 1 TD; Bulaich 2-14; L. Harris 1-21; Williams 1-8.
Houston: Burrough 6-103; Wilson 5-40, 1 TD; Barber 4-112; Woods 2-22; Campbell 1-13; Caster 1-11; Coleman 1-5.
INTERCEPTIONS - Miami: None.
Houston: Bingham 1-4, Reinfeldt 1-0, Sternick 1-0.
SACKS - Miami: Bokamper 2.
Houston: Washington 1; Bethea 1.
MISSED FIELD GOALS - Miami: Yepremian 38(WL).
Houston: Fritsch 28(B).

1979 AFC PLAYOFF

PITTSBURGH 34, MIAMI 14
December 30, 1979

Three Rivers Stadium
Pittsburgh, PA

Launching a drive to their fourth Super Bowl title in six years, the Pittsburgh Steelers scored touchdowns on their first three possessions and coasted to a 34-14 victory at Three Rivers Stadium. Miami managed only 25 yards rushing against the Steel Curtain and was stopped twice in the second quarter after achieving a first down inside the Steeler 10-yard line. The Dolphins got as close as 20-7 with a seven-yard TD pass from Bob Griese to Duriel Harris in the third period, but Pittsburgh responded with a 69-yard TD drive. The Steelers marched 62, 62 and 56 yards for their first-quarter scores when quarterback Terry Bradshaw completed 8 of 10 passes, including touchdowns to John Stallworth and Lynn Swann, who was standing alone in the end zone. Don Strook directed a 13-play, 76-yard TD drive after relieving Griese in the fourth quarter

MIAMI	0	0	7	7	-	14
PITTSBURGH	20	0	7	7	-	34

P - Thornton, 1 run (Bahr kick)	13/62	1- 7:02
P - Stallworth, 17 pass from Bradshaw (kick blocked)	9/62	1-11:03
P - Swann, 20 pass from Bradshaw (Bahr kick)	6/56	1-14:09
M - Harris, 7 pass from Griese (von Schamann kick)	2/11	3- 3:55
P - Bleier, 1 run (Bahr kick)	12/69	3- 8:58
P - Harris, 5 run (Bahr kick)	9/43	4- 5:56
M - Csonka, 1 run (von Schamann kick)	13/76	4-11:53

ATT. - 50,214

	Miami	Pittsburgh
First Downs Total-Rush.-Pass.-Pen.	16-2-11-3	27-14-12-1
Total Yards-Plays-Average	249-65-3.8	379-72-5.3
Rushes-Yards-Average	22-25-1.1	40-159-3.9
Net Yards Passing-Times Thrown-Yards Lost	224-3-19	220-1-10
Passes Attempted-Completed-Intercepted	40-22-2	31-21-0
Punts/Number-Average	4-36.3	2-29.5
Penalties Number-Yards	4-35	8-41
Fumbles/Number-Lost	0-0	3-3

INDIVIDUAL STATISTICS

RUSHING - Miami: Csonka 10-20, 1 TD; Davis 2-12; Griese 1-1; Williams 8-1; Roberts 1-(-9).
 Pittsburgh: Harris 21-83, 1 TD; Thornton 12-52, 1 TD; Hawthorne 2-15; Bleier 4-13, 1 TD; Anderson 1-(-4).

PASSING - Miami: Griese 26-14-1, 118 yards, 1 TD; Strock 14-8-1, 125 yards, 0 TDs.
 Pittsburgh: Bradshaw 31-21-0, 230 yards, 2 TDs.

RECEIVING - Miami: Williams 6-26; Moore 5-93; Harris 3-61, 1 TD; Nathan 3-27; Davis 2-24; Hardy 2-12; Torrey 1-0.
 Pittsburgh: Stallworth 6-86, 1 TD; Harris 5-32; Smith 4-41; Swann 3-37, 1 TD; Thornton 3-34.

INTERCEPTIONS - Miami: None.
 Pittsburgh: Winston 1-3; Woodruff 1-0.

SACKS - Miami: Barisich 0.5; Den Herder 0.5.
 Pittsburgh: Dunn 1.5; Greene 1; Lambert 0.5.

MISSED FIELD GOALS - Miami: None.
 Pittsburgh: None.

1981 AFC PLAYOFF

SAN DIEGO 41, MIAMI 38 (OT)
 January 2, 1982

Orange Bowl
 Miami, FL

A record-setting showcase of the passing game resulted in NFL playoff marks for most points (79), most total yards (1,036) and most drama as the San Diego Chargers outlasted the Dolphins 41-38 in overtime. "The Miracle That Died" was the Miami Herald headline after the Dolphins rallied behind reserve quarterback Don Strock to overcome a 24-point deficit. The Pro Football Hall of Fame voted the contest as the "NFL's Game of the '80s." Strock completed 29 of 43 passes for 403 yards and four touchdowns, spurring the Dolphins to a 38-31 lead. A 12-yard sweep by Tony Nathan on the first play of the fourth quarter put the Dolphins on top. But Charger quarterback Dan Fouts, who passed for an NFL record 4,802 yards during the season, led an 82-yard drive capped by a 9-yard pass to James Brooks to tie the game with 58 seconds remaining. Five players had more than 100 yards in receptions, topped by Charger tight end Kellen Winslow with 13 catches for 166 yards. Fouts, who finished with 433 yards on 33 of 53 marksmanship, hooked up with Charlie Joiner for 39 yards to the Dolphin 10-yard line. Rolf Benirschke then kicked a 29-yard field goal to end the struggle after 13:52 of overtime. Benirschke had missed a 27-yard attempt eight minutes earlier, and Miami's Uwe von Schamann had two attempts blocked - a 43-yarder on the last play of regulation and a 35-yarder after 11:27 of overtime. It was the first game in NFL history in which two quarterbacks passed for more than 400 yards.

SAN DIEGO	24	0	7	7	3	-	41
MIAMI	0	17	14	7	0	-	38

SD - FG Benirschke 32	9/64	1-	5:11
SD - Chandler, 56 punt return (Benirschke kick)		1-	7:36
SD - Muncie, 1 run (Benirschke kick)	7/29		1-11:02
SD - Brooks, 8 pass from Fouts (Benirschke kick)	3/11		1-13:29
M - FG von Schamann 34	10/63	2-	6:29
M - Rose, 1 pass from Strock (von Schamann kick)	7/39		2-12:15
M - Nathan, 25 run after lateral from Harris who caught 15 pass from Strock (von Schamann kick)	4/63		2-15:00
M - Rose, 15 pass from Strock (von Schamann kick)	8/74	3-	4:10
SD - Winslow, 25 pass from Fouts (Benirschke kick)	6/60		3-10:45
M - Hardy, 50 pass from Strock (von Schamann kick)	6/83		3-13:32
M - Nathan, 12 run (von Schamann kick)	2/15		4- 0:07
SD - Brooks, 9 pass from Fouts (Benirschke kick)	10/82		4-14:02
SD - FG Benirschke 29	6/74		OT-13:52

ATT. - 73,735

	San Diego	Miami
First Downs Total-Rush.-Pass.-Pen.	34-10-21-3	25-3-21-1
Total Yards-Plays-Average	564-85-6.6	472-79-6.0
Rushes-Yards-Average	29-149-5.1	28-78-2.8

Net Yards Passing-Times Thrown-Yards Lost	San Diego	Miami
Passes Attempted-Completed-Intercepted	415-2-18	394-3-29
Punts/Number-Average	54-33-1	48-31-2
Penalties/Number-Yards	4-40.3	5-42.0
Fumbles/Number-Lost	9-55	7-50
	3-3	2-1

INDIVIDUAL STATISTICS

RUSHING – Miami: Nathan 14-48, 1 TD; Woodley 1-10; Hill 3-8; Vigorito 1-6; Franklin 9-6.
 San Diego: Muncie 24-120, 1 TD; Brooks 3-19; Fouts 2-10.

PASSING – Miami: Strock 43-29-1, 403 yards, 4 TDs; Woodley 5-2-1, 20 yards, 0 TDs.
 San Diego: Fouts 53-33-1, 433 yards, 3 TDs; Muncie 1-0-0, 0 yards, 0 TDs.

RECEIVING – Miami: Nathan 9-114, 1 TD; Harris 6-106; Hardy 5-89, 1 TD; Rose 4-37, 2 TDs; Cefalo 3-62; Vigorito 2-12; Hill 2-3.
 San Diego: Winslow 13-166, 1 TD; Joiner 7-108; Chandler 6-106; Brooks 4-31, 2 TDs; Muncie 2-5; Scales 1-17.

INTERCEPTIONS – Miami: L. Blackwood 1-8.
 San Diego: Edwards 1-35; Buchanan 1-0.

SACKS – Miami: Bokamper 2.
 San Diego: Johnson 2; Jones 1.

MISSED FIELD GOALS – Miami: von Schamann 43(S), 34(B).
 San Diego: Benirschke 55(WR), 27(WL).

1982 AFC PLAYOFF (first round)

MIAMI 28, NEW ENGLAND 13
 January 8, 1983

Orange Bowl
 Miami, FL

For the first time in nine years, the Miami Dolphins won a playoff game, defeating the New England Patriots 28-13. Dolphin QB David Woodley had one of his finest games, completing 16 of 19 passes for 246 yards and two TDs. He was a perfect 8-8 in the second half. The Dolphins had not experienced a playoff win since January 13, 1974, when they downed Minnesota in Super Bowl VIII. The Dolphins took command in the second quarter, putting together back-to-back TD drives of 76 and 79 yards that turned a 3-0 deficit into a 14-3 halftime advantage. The four Miami TDs came on a pair of two-yard passes from David Woodley to tight end Bruce Hardy, a one-yard run by Andra Franklin and Woody Bennett's two-yard burst up the middle. Franklin finished with 112 yards on 26 carries, but lost the ball three times on fumbles. Two of those fumbles resulted in John Smith field goals of 23 and 42 yards for New England.

NEW ENGLAND	0	3	3	7	-	13
MIAMI	0	14	7	7	-	28

NE – FG Smith 23	8/24	2- 3:07
M – Hardy, 2 pass from Woodley (von Schamann kick)	9/76	2- 8:24
M – Franklin, 1 run (von Schamann kick)	9/79	2-12:52
NE – FG Smith 42	8/38	3- 7:56
M – Bennett, 2 run (von Schamann kick)	11/74	3-13:59
M – Hardy, 2 pass from Woodley (von Schamann kick)	8/62	4- 6:05
NE – Hasselbeck, 22 pass from Grogan (Smith kick)	6/80	4- 9:38

ATT. - 68,842

First Downs/Total-Rush.-Pass.-Pen.	New England	Miami
Total Yards-Plays-Average	14-6-8-0	27-12-14-1
Rushes-Yards-Average	237-52-4.6	448-66-6.8
Net Yards Passing-Times Thrown-Yards Lost	18-77-4.3	45-214-4.8
Passes Attempted-Completed-Intercepted	160-4-29	234-2-12
Punts/Number-Average	30-16-2	19-16-0
Penalties/Number-Yards	5-43.6	1-51.0
Fumbles/Number-Lost	4-27	2-15
	1-1	3-3

INDIVIDUAL STATISTICS

RUSHING – Miami: Franklin 26-112, 1 TD; Nathan 12-71; Woodley 1-16; Bennett 5-10, 1 TD; Vigorito 1-5.
 New England: van Eeghen 9-40; Collins 7-35; Tatupu 1-4; Morgan 1-(-2).

PASSING – Miami: Woodley 19-16-0, 246 yards, 2 TDs.
 New England: Grogan 30-16-2, 189 yards, 1 TD.

RECEIVING – Miami: Nathan 5-68; Hardy 3-23, 2 TDs; Rose 2-47; Vigorito 2-40; Cefalo 2-27; Harris 1-36; Diana 1-5.
 New England: Hasselbeck 7-87, 1 TD; Dawson 4-49; Collins 1-17; Toler 1-16; Brown 1-8; Johnson 1-7; van Eeghen 1-5.

INTERCEPTIONS – Miami: McNeal 1-16; Small 1-0.
 New England: None.

SACKS – Miami: Rhone 1, Bokamper 1; Baumhower 1; Duhe 1.
 New England: Owens 2.
MISSED FIELD GOALS – Miami: von Schamann 52(WR).
 New England: None.

1982 AFC PLAYOFF (second round)

MIAMI 34, SAN DIEGO 13
 January 16, 1983

Orange Bowl
 Miami, FL

The Dolphins choked off the famed Charger offense and won 34-13. The Dolphin defense stopped the San Diego offense, holding it to a total of 247 yards – 203 yards below its league-leading average - while holding the Chargers scoreless in the second half. Dolphin defenders intercepted QB Dan Fouts five times, sacked him three times and held the Chargers to 15 completions for 191 yards – their lowest output since a January, 1982, playoff game in the ice at Cincinnati. The Dolphin offense kept Fouts and Company on the sideline by utilizing ball control that produced 80 plays to San Diego's 54 and an overwhelming time of possession advantage; the Dolphins had the ball for 40:46 to the Chargers' 19:14. Dolphin QB David Woodley guided his team to a 214-yard ground attack while connecting on 17-22 passes for 195 yards and two TDs. Woodley opened the scoring with a three-yard pass to Nat Moore in the first quarter and made it 14-0 by directing Miami 89 yards on 13 plays. Charger kickoff returner Hank Bauer fumbled a kickoff which was recovered by Uwe von Schamann at the Charger 23-yard line. Seven plays later, Woodley hit tight end Ronnie Lee on a six-yard look-in pass for the score. On the next kickoff, Dolphin rookie Rich Diana recovered a fumble by the Chargers' James Brooks, but this time Miami had to settle for a 29-yard von Schamann field goal. The Chargers scored two late TDs, one on a 28-yard pass from Fouts to Charlie Joiner and the other on Chuck Muncie's one-yard dive that ended the San Diego scoring. Von Schamann added a second field goal shortly before the end of the first half and Woodley scored on a seven-yard QB draw early in the fourth quarter.

SAN DIEGO	0	13	0	0	-	13
MIAMI	7	20	0	7	-	34

M – Moore, 3 pass from Woodley (von Schamann kick)	5/26	1- 6:52
M – Franklin, 3 run (von Schamann kick)	13/89	2- 1:28
M – Lee, 6 pass from Woodley (von Schamann kick)	7/23	2- 4:31
M – FG von Schamann 24	7/30	2- 7:15
SD – Joiner, 28 pass from Fouts (kick failed)	3/28	2-11:14
M – FG von Schamann 23	7/70	2-13:55
SD – Muncie, 1 run (Benirschke kick)	5/76	2-14:38
M – Woodley, 7 run (von Schamann kick)	8/62	4- 0:42

ATT. – 71,383

	San Diego	Miami
First Downs/Total-Rush.-Pass.-Pen.	17-5-9-3	29-15-11-3
Total Yards-Plays-Average	247-54-4.6	413-80-5.2
Rushes-Yards-Average	17-79-4.6	56-214-3.8
Net Yards Passing-Times Thrown-Yards Lost	168-3-23	199-1-16
Passes Attempted-Completed-Intercepted	34-15-5	23-18-1
Punts/Number-Average	4-41.3	3-40.3
Penalties/Number-Yards	7-62	6-70
Fumbles/Number-Lost	3-2	2-1

INDIVIDUAL STATISTICS

RUSHING – Miami: Franklin 23-96, 1 TD; Nathan 19-83; Woodley 3-14, 1 TD; Bennett 7-14; Orosz 1-11; Vigorito 1-2; Jensen 2-(-6).
 San Diego: Muncie 11-62, 1 TD; Brooks 3-9; Fouts 2-3; Capelletti 1-5.
PASSING – Miami: Woodley 22-17-1, 195 yards, 2 TDs; Nathan 1-1-0, 20 yards, 0 TDs.
 San Diego: Fouts 34-15-5, 191 yards, 1 TD.
RECEIVING – Miami: Nathan 8-55; Hardy 3-45; Cefalo 2-69; Vigorito 2-22; Harris 1-15; Lee 1-6, 1 TD; Moore 1-3, 1 TD.
 San Diego: Muncie 6-53; Chandler 2-38; Brooks 2-25; Sievers 2-21; Joiner 1-28, 1 TD; Winslow 1-18; Holohan 1-8.
INTERCEPTIONS – Miami: G. Blackwood 2-19; McNeal 1-20; Small 1-16; L. Blackwood 1-(-1).
 San Diego: Fox 1-18.
SACKS – Miami: Duhe 2; Bokamper 1.
 San Diego: Ferguson 1.
MISSED FIELD GOALS – Miami: None.
 San Diego: None.

1982 AFC CHAMPIONSHIP

MIAMI 14, N.Y. JETS 0
January 23, 1983

Orange Bowl
Miami, FL

For the third time in as many games in 1982, the Miami Dolphins defeated the New York Jets, this time on a rainy, mud-soaked Orange Bowl field. The Dolphins set an AFC Championship Game record by holding the Jets to 139 total yards. A.J. Duhe set an AFC playoff record with three interceptions, including one he returned for a 35-yard TD. The Dolphins set an NFL record by being the first team to have defeated the same team three times in a season – two times during the regular season and once in a playoff game. On nine occasions since the AFL-NFL merger, teams had met three times in a season – but no team had won all three games. Before a crowd of 67,396, the Dolphins' Woody Bennett rumbled seven yards up the middle to score the only points the Dolphins would need. That came in the third quarter after the teams had trudged through a scoreless first half on the soggy Prescription Athletic Turf.

N.Y. JETS	0	0	0	0	-	0
MIAMI	0	0	7	7	-	14

M – Bennett, 7 run (von Schamann kick) 7/48 3- 2:05
M – Duhe, 35 interception return (von Schamann kick) 4- 2:08

ATT. – 67,396

	N.Y. Jets	Miami
First Downs Total-Rush.-Pass.-Pen.	10-2-6-2	13-7-5-1
Total Yards-Plays-Average	139-65-2.1	198-66-3.0
Rushes-Yards-Average	24-62-2.6	41-138-3.4
Net Yards Passing-Times Thrown-Yards Lost	77-4-26	60-4-27
Passes Attempted-Completed-Intercepted	37-15-5	21-9-3
Punts/Number-Average	10-35.7	10-33.3
Penalties/Number-Yards	6-42	3-15
Fumbles/Number-Lost	1-0	3-1

INDIVIDUAL STATISTICS

RUSHING – Miami: Woodley 8-46; Franklin 13-44; Nathan 7-24; Bennett 13-24, 1 TD.

N.Y. Jets: McNeil 17-46; Todd 4-10; Augustyniak 2-5; Dierking 1-1.

PASSING – Miami: Woodley 21-9-3, 87 yards, 0 TDs.

N.Y. Jets: Todd 37-15-5, 103 yards, 0 TDs.

RECEIVING – Miami: Vigorito 3-29; Harris 2-28; Nathan 2-4; Rose 1-20; Lee 1-6.

N.Y. Jets: Harper 4-14; Jones 3-35; Barkum 2-20; Augustyniak 2-12; McNeil 1-9; Gaffney 1-7; Dierking 1-6; Walker 1-0.

INTERCEPTIONS – Miami: Duhe 3-36, 1 TD; Small 1-8; G. Blackwood 1-4.

N.Y. Jets: Schroy 2-1; Buttle 1-0.

SACKS – Miami: Bokamper 2, Brudzinski 1, Baumhower 1.

N.Y. Jets: Gastineau 2, Lyons 1, Neil 1.

MISSED FIELD GOALS – Miami: None.

N.Y. Jets: None.

SUPER BOWL XVII

WASHINGTON 27, MIAMI 17
January 30, 1983

Rose Bowl
Pasadena, CA

The Washington Redskins, behind the power running of John Riggins, came from behind to win Super Bowl XVII in the famed Rose Bowl, beating Miami 27-17. Before the second-largest crowd for a Super Bowl – 103,667 fans – the Redskins took the lead for the first time with a little more than 10 minutes left on the clock. The game was marked by a Super Bowl record performance by Fulton Walker, who returned four kickoffs 190 yards, including a 98-yard TD that gave Miami a 17-10 halftime lead. It was the first kickoff returned for a TD in Super Bowl history and the longest kickoff return in playoff history. Riggins ran up 166 yards on 38 carries, both Super Bowl records. On a short-yardage play – fourth-and-one from the Redskin 43 with 10:01 to play – Riggins broke a tackle and scored on a 43-yard run. Riggins accounted for 181 total yards, five more yards than the entire Miami offense could manage in the game. In the first quarter, Miami jumped to a quick lead with a 76-yard David Woodley to Jimmy Cefalo pass for a TD.

MIAMI	7	10	0	0	-	17
WASHINGTON	0	10	3	14	-	27

M – Cefalo, 76 pass from Woodley (von Schamann kick) 2/80 1- 6:49
W – FG Moseley 31 7/32 2- 0:21
M – FG von Schamann 20 13/50 2- 9 :00

W - Garrett, 4 pass from Theismann (Moseley kick)	11/80	2-13:09
M - Walker, 98 kickoff return (von Schamann kick)		2-13:22
W - FG Moseley 20	6/61	3- 6:51
W - Riggins, 43 run (Moseley kick)	4/52	4- 4:59
W - Brown, 6 pass from Theismann (Moseley kick)	12/41	4-13:05

ATT. - 103,667

	Miami	Washington
First Downs Total-Rush.-Pass.-Pen.	9-7-2-0	24-14-9-1
Total Yards-Plays-Average	176-47-3.7	400-78-5.1
Rushes-Yards-Average	29-96-3.3	52-276-5.3
Net Yards Passing-Times Thrown-Yards Lost	80-1-17	124-3-19
Passes Attempted-Completed-Intercepted	17-4-1	23-15-2
Punts/Number-Average	6-37.8	4-42.0
Penalties/Number-Yards	4-55	5-36
Fumbles/Number-Lost	2-1	0-0

INDIVIDUAL STATISTICS

RUSHING - Miami: Franklin 16-49; Nathan 7-26; Woodley 4-16; Vigorito 1-4; Harris 1-1.
 Washington: Riggins 38-166, 1 TD; Garrett 1-44; Harmon 9-40; Theismann 3-20; Walker 1-6.

PASSING - Miami: Woodley 14-4-1, 97 yards, 1 TD; Strock 3-0-0, 0 yards, 0 TDs.
 Washington: Theismann 23-15-2, 143 yards, 2 TDs.

RECEIVING - Miami: Cefalo 2-82, 1 TD; Harris 2-15.
 Washington: Brown 6-60, 1 TD; Warren 5-28; Garrett 2-13, 1 TD; Walker 1-27; Riggins 1-15.

INTERCEPTIONS - Miami: Duhe 1-0; L. Blackwood 1-0.
 Washington: Murphy 1-0.

SACKS - Miami: Baumhower 1; Gordon 1; Rhone 1.
 Washington: Manley 1.

MISSED FIELD GOALS - Miami: None.
 Washington: None.

1983 AFC PLAYOFF

SEATTLE 27, MIAMI 20
 December 31, 1983

Orange Bowl
 Miami, FL

The Miami Dolphins saw their season end on a sour note as they lost a 27-20 decision to the Seattle Seahawks in the first round of the AFC playoffs. Before 71,032 fans in the Orange Bowl, Dolphin rookie quarterback Dan Marino returned from his December 4 knee injury. On their second possession, the Dolphins launched a 12-play, 80-yard drive ending with a 19-yard TD pass from Marino to tight end Dan Johnson (PAT missed). A 59-yard return by Zachary Dixon on the ensuing kickoff led to a six-yard scoring toss from Seattle's Dave Krieg to Cullen Bryant with the extra point, giving the Seahawks a one point lead. Miami immediately retaliated, using a 17-yard Marino to Mark Duper hook-up to pave the way for a 32-yard circus catch by Duper for the touchdown. Early in the third quarter, a David Overstreet fumble in Seattle territory set the Seahawks up for a 55-yard TD march featuring a 28-yard completion from Krieg to Paul Johns, and culminating in a one-yard run by Curt Warner. Norm Johnson's 27-yard field goal early in the fourth quarter gave Seattle a 17-13 lead. The Dolphins managed to regain the lead at 20-17 following a Gerald Small interception (18-yard return) and Woody Bennett's two-yard run with only 3:43 remaining. However, the lead was shortlived as the Seahawks came right back to score on Warner's short run following a pair of Krieg to Steve Largent completions for a total of 56 yards. Miami's Fulton Walker then fumbled the Seattle kickoff, thus leading to a 37-yard Johnson field goal. Another Walker kickoff fumble iced the game for the Seahawks, who were participating in the playoffs for the first time in their eight-year history.

SEATTLE	0	7	7	13	-	27
MIAMI	0	13	0	7	-	20

M - Johnson, 19 pass from Marino (kick failed)	12/80	2- 2:23
S - C. Bryant, 6 pass from Krieg (N. Johnson kick)	6/38	2- 5:41
M - Duper, 32 pass from Marino (von Schamann kick)	7/74	2- 9:17
S - Warner, 1 run (N. Johnson kick)	8/55	3- 8:34
S - FG N. Johnson 27	9/40	4- 4:18
M - Bennett, 2 run (von Schamann kick)	3/16	4-11:17
S - Warner, 2 run (N. Johnson kick)	5/66	4-13:12
S - FG N. Johnson 37	4/8	4-13:45

ATT. - 71,032

	Seattle	Miami
First Downs Total-Rush.-Pass.-Pen.	21-12-9-0	21-9-11-1
Total Yards-Plays-Average	334-72-4.6	321-56-5.7
Rushes-Yards-Average	42-151-3.6	30-128-4.3

Net Yards Passing-Times Thrown-Yards Lost	Seattle 183-1-9	Miami 193-0-0
Passes Attempted-Completed-Intercepted	29-15-1	26-15-2
Punts/Number-Average	4-38.0	4-35.5
Penalties/Number-Yards	2-15	5-30
Fumbles/Number-Lost	0-0	3-3

INDIVIDUAL STATISTICS

RUSHING - Miami: Overstreet 9-50; Bennett 7-31, 1 TD; Franklin 6-28; Nathan 8-19.
Seattle: Warner 29-113, 2 TDs; C. Bryant 5-22; Hughes 4-21; Krieg 4-(-5).

PASSING - Miami: Marino 25-15-2, 193 yards, 2 TDs; Clayton 1-0-0, 0 yards, 0 TDs.
Seattle: Krieg 28-15-1, 192 yards, 1 TD; Zorn 1-0-0, 0 yards, 0 TDs.

RECEIVING - Miami: Duper 9-117, 1 TD; Johnson 2-29, 1 TD; Moore 2-26; Rose 1-15; Nathan 1-6.
Seattle: Warner 5-38; Johns 4-60; Largent 2-56; Doornink 2-26; C. Bryant 2-12, 1 TD.

INTERCEPTIONS - Miami: Small 1-8.
Seattle: Harris 1-0; Justin 1-0.

SACKS - Miami: Baumhower 1.
Seattle: None.

MISSED FIELD GOALS - Miami: None.
Seattle: N. Johnson 48(B).

1984 AFC PLAYOFF

MIAMI 31, SEATTLE 10
December 29, 1984

Orange Bowl
Miami, FL

The Miami Dolphins, led by quarterback Dan Marino's three touchdown passes and a defense that shut out the opposition in three of four quarters, defeated the Seattle Seahawks 31-10 before 73,469 fans in the Orange Bowl. The Dolphins moved in front on their second possession and stayed there. Running back Tony Nathan keyed the 68-yard drive by gaining 38 yards on four carries, including the touchdown on a 14-yard run. A 26-yard Marino to Mark Clayton completion was the long play of the scoring march. A 32-yard interception return by Seattle's John Harris and a 25-yard pass from Dave Krieg to Steve Largent paved the way for Norm Johnson's 27-yard field goal that cut Miami's lead to 7-3. The Dolphins, however, came right back to score on their next series as a 20-yard reception by Woody Bennett preceded Marino's 34-yard scoring hook-up with Jimmy Cefalo. The Seahawks made it 14-10 at halftime when Largent scored on a 56-yard catch-and-run play. After Miami's defense had stopped Seattle on the Dolphin 24-yard line to open the second half, the Dolphins embarked on a 13-play, 76-yard TD drive that included a Bruce Hardy touchdown catch from three yards out. After the Seahawks' Jeff West managed just a seven-yard punt, Clayton made an acrobatic catch on a tipped ball in the end zone for a 33-yard TD. Miami closed out the scoring on Uwe von Schamann's 37-yard field goal in a drive that featured a 32-yard Marino to Hardy pass.

SEATTLE	0	10	0	0	-	10
MIAMI	7	7	14	3	-	31

M - Nathan, 14 run (von Schamann kick)	8/68	1-10:51
S - FG Johnson 27	7/29	2- 1:24
M - Cefalo, 34 pass from Marino (von Schamann kick)	4/60	2- 4:07
S - Largent, 56 pass from Krieg (Johnson kick)	4/70	2-11:37
M - Hardy, 3 pass from Marino (von Schamann kick)	13/76	3-10:35
M - Clayton, 33 pass from Marino (von Schamann kick)	2/33	3-12:35
M - FG von Schamann 37	8/69	4- 3:32

ATT. - 73,469

First Downs Total-Rush.-Pass.-Pen.	Seattle 8-2-6-0	Miami 22-8-12-2
Total Yards-Plays-Average	267-55-4.9	405-70-5.8
Rushes-Yards-Average	18-51-2.8	36-143-4.0
Net Yards Passing-Times Thrown-Yards Lost	216-2-18	262-0-0
Passes Attempted-completed-Intercepted	35-20-0	34-21-2
Punts/Number-Average	7-37.0	3-37.0
Penalties/Number-Yards	4-20	1-5
Fumbles/Number-Lost	1-1	0-0

INDIVIDUAL STATISTICS

RUSHING - Miami: Nathan 18-76, 1 TD; Bennett 11-41; P. Johnson 6-22; Carter 1-4.
Seattle: Doornink 10-35; Hughes 7-14; Krieg 1-2.

PASSING - Miami: Marino 34-21-2, 262 yards, 3 TDs.
Seattle: Krieg 35-20-0, 234 yards, 1 TD.

RECEIVING - Miami: Clayton 5-75, 1 TD; Nathan 4-20; Hardy 3-48, 1 TD; Duper 3-32; Cefalo 2-43, 1 TD; Moore 2-11; Bennett 1-20; Rose 1-13.
Seattle: Largent 6-128, 1 TD; Doornink 6-23; Turner 3-38; Skansi 2-31; Hughes 1-8; C. Young 1-1.

5; Krieg 1-1.
INTERCEPTIONS – Miami: None.
 Seattle: Harris 2-45.
SACKS – Miami: Betters 1; Brudzinski 1.
 Seattle: None.
MISSED FIELD GOALS – Miami: von Schamann 43(WR), 37(WL).
 Seattle: N. Johnson 41(WL).

1984 AFC CHAMPIONSHIP

MIAMI 45, PITTSBURGH 28
 January 6, 1985

Orange Bowl
 Miami, FL

The Miami Dolphins, led by Dan Marino's 421 yards passing (four touchdowns) and Mark Duper's 148 yards receiving, advanced to Super Bowl XIX by defeating the Pittsburgh Steelers 45-28 in the AFC Championship Game before 76,029 fans in the Orange Bowl. The Dolphins scored on their first offensive series as they moved 67 yards in four plays following a William Judson interception, with the TD coming on a 40-yard pass from Marino to Mark Clayton. Pittsburgh's first score came on Rich Erenberg's seven-yard run that had been set up by Walter Abercrombie's 38 yards gained in the 66-yard march. A 26-yard Uwe von Schamann field goal preceded a 65-yard toss from the Steelers' Mark Malone to John Stallworth that gave Pittsburgh a 14-10 lead. The Dolphins then scored two TDs in the final 2:52 of the first half, the first score coming on a 41-yard reception by Duper. After Lyle Blackwood's interception, Marino hit TE Joe Rose for a 28-yard gain before Tony Nathan gave the Dolphins a 24-14 lead on a two-yard run. Miami then scored on its first three second-half possessions, leading off with Marino's 36-yard scoring strike to Duper. The Steelers closed the gap to 31-21 on Malone's 19-yarder to Stallworth (33-yarder to Louis Lipps in drive). Completions to Duper (41 yards), Nathan (20 yards) and Nat Moore (28 yards) then led to a one-yard TD dive by Woody Bennett. Moore then caught a six-yard touchdown pass before Wayne Capers closed out the scoring with a 29-yard TD reception.

PITTSBURGH	7	7	7	7	-	28
MIAMI	7	17	14	7	-	45

M – Clayton 40 pass from Marino (von Schamann kick)	4/67	1- 7:15
P – Erenberg, 7 run (Anderson kick)	7/66	1-11:30
M – FG von Schamann 26	8/55	2- 5:56
P – Stallworth, 65 pass from Malone (Anderson kick)	3/71	2-12:08
M – Duper, 41 pass from Marino (von Schamann kick)	5/77	2-13:30
M – Nathan, 2 run (von Schamann kick)	5/35	2-14:24
M – Duper, 36 pass from Marino (von Schamann kick)	4/78	3- 1:48
P – Stallworth, 19 pass from Malone (Anderson kick)	9/72	3- 7:05
M – Bennett, 1 run (von Schamann kick)	10/80	3-13:20
M – Moore, 6 pass from Marino (von Schamann kick)	9/66	4- 3:55
P – Capers, 29 pass from Malone (Anderson kick)	5/84	4-14:35

ATT. – 76,029

	Pittsburgh	Miami
First Downs/Total-Rush.-Pass.-Pen.	22-8-14-0	28-10-18-0
Total Yards-Plays-Average	455-68-6.7	569-71-8.0
Rushes-Yards-Average	32-143-4.5	38-134-3.5
Net Yards Passing-Times Thrown-Yards Lost	312-0-0	435-0-0
Passes Attempted-Completed-Intercepted	36-20-3	33-22-1
Punts/Number-Average	3-43.7	2-42.5
Penalties/Number-Yards	3-30	3-25
Fumbles/Number-Lost	2-1	1-1

INDIVIDUAL STATISTICS

RUSHING – Miami: Nathan 19-64, 1 TD; P. Johnson 10-39; Bennett 8-33, 1 TD; Strook 1-(-2).
 Pittsburgh: Abercrombie 15-68; Pollard 11-48; Erenberg 6-27, 1 TD.

PASSING – Miami: Marino 32-21-1, 421 yards, 4 TDs; Nathan 1-1-0, 14 yards, 0 TDs.
 Pittsburgh: Malone 36-20-3, 312 yards, 3 TDs.

RECEIVING – Miami: Nathan 8-114; Duper 5-148, 2 TDs; Clayton 4-95, 1 TD; Moore 2-34, 1 TD; Hardy 2-16; Rose 1-28.
 Pittsburgh: Erenberg 5-59; Stallworth 4-111, 2 TDs; Lipps 3-45; Sweeney 3-42; Pollard 3-13; Capers 1-29, 1 TD; Abercrombie 1-13.

INTERCEPTIONS – Miami: Judson 1-34; G. Blackwood 1-4; L. Blackwood 1-4.
 Pittsburgh: Shell 1-18.

SACKS – Miami: None.
 Pittsburgh: None.

MISSED FIELD GOALS – Miami: von Schamann 52(S).
 Pittsburgh: Anderson 53(WR)

SUPER BOWL XIX

SAN FRANCISCO 38, MIAMI 16
January 20, 1985

Stanford Stadium
Palo Alto, CA

The Miami Dolphins, unable to score in the game's final two quarters, dropped a 38-16 decision to the San Francisco 49ers in Super Bowl XIX before 84,059 fans in Stanford Stadium. The Dolphins were outgained in the contest by a 537-314 margin with the 49ers maintaining possession for 37:11. Miami opened the scoring on its first possession as Uwe von Schamann converted a 37-yard field goal (key play - Dan Marino's 25-yard completion to Tony Nathan). San Francisco jumped ahead 7-3 when QB Joe Montana led the Niners on an eight-play, 78-yard drive that culminated in a 33-yard TD toss to Carl Monroe. The Dolphins scored their only touchdown of the game on their next series as two Marino completions to Mark Clayton (18, 13 yards) and a 21-yarder to Dan Johnson paved the way for Johnson's two-yard scoring catch. Touchdown runs of eight and two yards by Roger Craig and Montana's six-yard scamper gave San Francisco a 28-10 lead. Von Schamann then connected on field goals of 31 and 30 yards in the final 12 seconds of the first half to close the Dolphin deficit to 28-16. The 49ers upped their lead on their initial second-half possession on Ray Wersching's 27-yard field goal, before closing out the scoring on Craig's 16-yard scoring reception (key play - 40-yard Montana to Wendell Tyler pass play).

MIAMI	10	6	0	0	-	16
SAN FRANCISCO	7	21	10	0	-	38

M - FG von Schamann 37	7/45		1- 7:36
SF - Monroe, 33 pass from Montana (Wersching kick)	8/78		1-11:48
M - Johnson, 2 pass from Marino (von Schamann kick)	6/70		1-14:15
SF - Craig, 8 pass from Montana (Wersching kick)	4/47		2- 3:26
SF - Montana, 6 run (Wersching kick)	6/55		2- 8:02
SF - Craig, 2 run (Wersching kick)	9/52		2-12:55
M - FG von Schamann 31	12/72		2-14:48
M - FG von Schamann 30	1/0		2-15:00
SF - FG Wersching 27	10/43		3- 4:48
SF - Craig, 16 pass from Montana (Wersching kick)	5/70		3- 8:42

ATT. - 84,059

	Miami	San Francisco
First Downs Total-Rush.-Pass.-Pen.	19-2-17-0	31-16-15-0
Total Yards-Plays-Average	314-63-5.0	537-76-7.1
Rushes-Yards-Average	9-25-2.8	40-211-5.3
Net Yards Passing-Times Thrown-Yards Lost	289-4-29	326-1-5
Passes Attempted-Completed-Intercepted	50-29-2	35-24-0
Punts/Number-Average	6-39.3	3-32.7
Penalties/Number-Yards	1-10	2-10
Fumbles/Number-Lost	1-0	2-2

INDIVIDUAL STATISTICS

RUSHING - Miami: Nathan 5-18; Bennett 3-7; Marino 1-0.
San Francisco: Tyler 13-65; Montana 5-59, 1 TD; Craig 15-58, 1 TD; Harmon 5-20; Solomon 1-5; Cooper 1-4.

PASSING - Miami: Marino 50-29-2, 318 yards, 1 TD.
San Francisco: Montana 35-24-0, 331 yards, 3 TDs.

RECEIVING - Miami: Nathan 10-83; Clayton 6-92; Rose 6-73; Johnson 3-28, 1 TD; Moore 2-17; Cefalo 1-14; Duper 1-11.
San Francisco: Craig 8-82, 2 TDs; Clark 5-72; Francis 5-60; Tyler 4-70; Monroe 1-33, 1 TD; Solomon 1-14.

INTERCEPTIONS - Miami: None.
San Francisco: Wright 1-0; Williamson 1-0.

SACKS - Miami: Betters 1.
San Francisco: Board 2; Johnson 1; Tuiaosopo 1.

MISSED FIELD GOALS - Miami: None.
San Francisco: None.

1985 AFC PLAYOFF

MIAMI 24, CLEVELAND 21
January 4, 1986

Orange Bowl
Miami, FL

Most people had not given them much of a chance to win, but the 8-8 Cleveland Browns nearly upset the 12-4 Dolphins in the Orange Bowl. It would take two Ron Davenport touchdowns in the final 17 minutes to send Miami to a 24-21 victory and the AFC Championship Game against New England the following week. Fuad Reveiz put the Dolphins on the board early with a 51-yard field goal on Miami's first drive of the game. But Cleveland came back to score 21 unanswered points, and held a

21-3 advantage midway through the third quarter. Cleveland rookie quarterback Bernie Kosar, who had played two college seasons in the Orange Bowl for the University of Miami, hit Ozzie Newsome with a 16-yard touchdown pass for the Browns first points of the day. Earnest Byner (16-161) ran in from 21 yards out just before the half, and then he broke a 66-yard touchdown jaunt 3:38 into the second half. Just like that, the improbable began to look possible. Dan Marino connected with Nat Moore for a six-yard touchdown pass just over six minutes later and Miami had closed the margin to 21-10. Then it was time for Davenport (6-48) to show his stuff. First, he hit the hole for a 31-yard touchdown run late in the third period and then he closed the scoring and put Miami up for good, going over from one yard out with just 1:57 remaining in the game.

CLEVELAND	7	7	7	0	-	21
MIAMI	3	0	14	7	-	24

M - FG Reveiz 51					
C - Newsome, 16 pass from Kosar (Bahr kick)	5/25	1-	4:26		
C - Byner, 21 run (Bahr kick)	10/82	1-	13:36		
C - Byner, 66 run (Bahr kick)	8/55	2-	14:02		
M - N. Moore, 6 pass from Marino (Reveiz kick)	4/80	3-	3:38		
M - Davenport, 31 run (Reveiz kick)	13/74	3-	9:47		
M - Davenport, 1 run (Reveiz kick)	5/48	3-	13:19		
	9/73	4-	13:03		

ATT. - 75,128

	Cleveland	Miami
First Downs Total-Rush.-Pass.-Pen.	17-11-5-1	20-6-13-1
Total Yards-Plays-Average	313-57-5.5	330-64-5.2
Rushes-Yards-Average	37-251-6.8	19-92-4.8
Net Yards Passing-Times Thrown-Yards Lost	62-1-4	238-0-0
Passes Attempted-Completed-Intercepted	19-10-1	45-25-1
Punts/Number-Average	6-37.2	5-41.6
Penalties/Number-Yards	6-49	2-20
Fumbles/Number-Lost	1-0	1-0

INDIVIDUAL STATISTICS

RUSHING - Miami: Davenport 6-48, 2 TDs; Nathan 7-21; Bennett 4-17; Carter 2-6.
 Cleveland: Byner 16-161, 2 TDs; Mack 13-56; Dickey 6-28; Kosar 2-6.

PASSING - Miami: Marino 45-25-1, 238 yards, 1 TD.
 Cleveland: Kosar 19-10-1, 66 yards, 1 TD.

RECEIVING - Miami: Nathan 10-101; Hardy 5-51; N. Moore 4-29, 1 TD; Johnson 2-17; Rose 1-17;
 Clayton 1-15; Bennett 1-6; Carter 1-2.
 Cleveland: Byner 4-25; Newsome 2-22, 1 TD; Holt 2-2; Cl. Weathers 1-12; Fontenot 1-5.

INTERCEPTIONS - Miami: Lankford 1-2.
 Cleveland: Rogers 1-45.

SACKS - Miami: Moore 1.
 Cleveland: None.

MISSED FIELD GOALS - Miami: Reveiz 47(S).
 Cleveland: None.

1985 AFC CHAMPIONSHIP

NEW ENGLAND 31, MIAMI 14
 January 12, 1986

Orange Bowl
 Miami, FL

The New England Patriots garnered a bid to their first Super Bowl by snapping an 18-game losing streak to the Dolphins in Miami with a 31-14 triumph at the Orange Bowl. The Patriots' only previous victory in Miami came in the first meeting between the two teams in 1966. New England backs Craig James (22-105) and Robert Weathers (16-87) combined for 192 yards rushing and quarterback Tony Eason was on target with a 10-12 performance for 71 yards as the Pats set up a Super Bowl date with the Chicago Bears. After New England got on the board first with a Tony Franklin 23-yard field goal, the Dolphins stormed back for their only lead of the afternoon when Dan Marino passed 10 yards to Dan Johnson early in the second quarter. Eason brought New England right back with three touchdown tosses, and the Pats led 24-7 after three quarters. Miami's last score of the day came early in the fourth quarter when Tony Nathan grabbed a 10-yard TD pass from Marino. New England fullback Mosi Tatupu ended the game's scoring with a one-yard TD jaunt midway through the fourth quarter.

NEW ENGLAND	3	14	7	7	-	31
MIAMI	0	7	0	7	-	14

M - FG Reveiz 51	5/25	1-	4:26
NE - FG Franklin 23	6/14	1-	6:40
M - Johnson, 10 pass from Marino (Reveiz kick)	11/80	2-	0:21
NE - Collins, 4 pass from Eason (Franklin kick)	8/66	2-	4:50

NE - D. Ramsey, 1 pass from Eason (Franklin kick)	7/36	2- 9:35
NE - Weathers, 2 pass from Eason (Franklin kick)	6/25	3- 3:02
M - Nathan, 10 pass from Marino (Revez kick)	1/10	4- 0:32
NE - Tatupu, 1 run (Franklin kick)	9/45	4- 7:26

ATT. - 74,978

	New England	Miami
First Downs Total-Rush.-Pass.-Pen.	21-15-6-0	18-3-15-0
Total Yards-Plays-Average	326-71-4.6	302-62-4.9
Rushes-Yards-Average	59-255-4.3	13-68-5.2
Net Yards Passing-Times Thrown-Yards Lost	71-0-0	234-1-14
Passes Attempted-Completed-Intercepted	12-10-0	48-20-2
Punts/Number-Average	5-40.2	4-41.3
Penalties/Number-Yards	2-15	4-35
Fumbles/Number-Lost	2-2	5-4

INDIVIDUAL STATISTICS

RUSHING - Miami: Carter 6-56; Davenport 3-6; Nathan 2-4; Bennett 1-2; Marino 1-0.
 New England: C. James 22-105; Weathers 16-87; Collins 12-61; Tatupu 6-9, 1 TD; Eason 3-(-7).
PASSING - Miami: Marino 48-20-2, 248 yards, 2 TDs.
 New England: Eason: 12-10-0, 71 yards, 3 TDs.
RECEIVING - Miami: Nathan 5-57, 1 TD; Hardy 3-52; Duper 3-45; Clayton 3-41; Davenport 3-23; Johnson 1-10, 1 TD; N. Moore 1-10; Rose 1-10.
 New England: D. Ramsey 3-18, 1 TD; Collins 3-15, 1 TD; Morgan 2-30; Tatupu 1-6; Weathers 1-2, 1 TD.
INTERCEPTIONS - Miami: None.
 New England: Marion 1-21; Clayborn 1-0.
SACKS - Miami: None.
 New England: Veris 1.
MISSED FIELD GOALS - Miami: Reveiz 31(WR).
 New England: Franklin 41(WL).

1990 AFC FIRST ROUND PLAYOFF

DOLPHINS 17, KANSAS CITY 16
 January 5, 1991

Joe Robbie Stadium
 Miami, FL

Dan Marino threw two fourth quarter touchdown passes to lead the Dolphins to a dramatic come-from-behind 17-16 playoff win over the Kansas City Chiefs before a crowd of 67,276 at Joe Robbie Stadium. In the final period, Marino hit on all eight of his pass attempts for 101 yards and two touchdowns. It was the 16th time in his career that Marino has engineered a fourth quarter comeback. Including the third quarter, Marino hit on his last ten pass attempts to lead the Dolphins back from a 13-3 deficit to a 17-16 win. The Chiefs opened the scoring in the first quarter when Charles Washington blocked a Reggie Roby punt and returned the ball to Miami's 37-yard line. However, Miami's defense stiffened and held the Chiefs to a 27-yard field goal by Nick Lowery. Miami kicker Pete Stoyanovich tied the score at 3-3 in the second period by booting an NFL playoff record 58-yard field goal. Stoyanovich's kick broke the previous record of 54 yards by Detroit's Eddie Murray on December 24, 1983, against San Francisco and it was the second-longest kick of Stoyanovich's career. The Chiefs took a 10-3 halftime lead by scoring on a 26-yard touchdown strike from Steve DeBerg to Stephone Paige. The Chiefs extended their lead to 16-3 on a pair of third quarter field goals by Lowery from 25 and 38 yards. In the fourth quarter, the Dolphins closed the score to 16-10 as Marino hit fullback Tony Paige with a one-yard touchdown pass. The key play in the drive was a two-yard run by Sammie Smith on a fourth-and-two from Kansas City's 45-yard line. The Dolphins forced the Chiefs to punt on their next possession and received the ball on their own 15-yard line with 10:39 left in the game. The Dolphins converted three third downs and drove to the Chiefs' 12-yard line with 3:28 left in the contest before Marino hit Mark Clayton with a 12-yard touchdown pass to give Miami a 17-16 lead. However, the Chiefs had a chance to win the game as they drove from their own 22-yard line to the Dolphin 34 before Lowery's 52-yard field goal attempt was just short.

KANSAS CITY	3	7	6	0	-	16
MIAMI	0	3	0	14	-	17

KC - FG Lowery 27	9/28	1- 9:56
M - FG Stoyanovich 58	9/40	2- 0:05
KC - Paige, 26 pass from DeBerg (Lowery kick)	4/61	2-13:06
KC - FG Lowery 25	11/63	3-10:14
KC - FG Lowery 38	4/8	3-12:10
M - Paige, 1 pass from Marino (Stoyanovich kick)	10/66	4- 2:42
M - Clayton, 12 pass from Marino (Stoyanovich kick)	11/85	4-11:32

ATT. - 67,276

	Kansas City	Miami
First Downs/Total-Rush.-Pass.-Pen.	16-4-11-1	23-7-14-2
Total Yards-Plays-Average	367-55-6.7	311-64-4.8
Rushes-Yards-Average	24-103-4.3	32-98-3.1
Net Yards Passing-Times Thrown-Yards Lost	264-1-5	213-2-8
Passes Attempted-Completed-Intercepted	30-17-1	30-19-0
Punts/Number-Average	4-35.0	3-39.7
Penalties/Number-Yards	4-35	2-22
Fumbles/Number-Lost	0-0	2-2

INDIVIDUAL STATISTICS

RUSHING – Miami: Smith 20-82; Logan 7-17; Paige 1-2; Marino 4-(-3).
 Kansas City: Okoye 13-83; Word 9-13; McNair 2-7.

PASSING – Miami: Marino 30-19-0, 221 yards, 2 TDs.
 Kansas City: DeBerg 30-17-1, 269 yards, 1 TD.

RECEIVING – Miami: Clayton 5-66, 1 TD; Paige 5-30, 1 TD; Duper 3-36; Edmunds 2-49; Smith 2-22; Jensen 1-11; Martin 1-7.
 Kansas City: Paige 8-142, 1 TD; McNair 3-22; Harry 2-59; Roberts 2-26; R. Thomas 1-15; Hayes 1-5.

INTERCEPTIONS – Miami: Williams 1-0.
 Kansas City: None.

SACKS – Miami: Griggs 1.
 Kansas City: Smith 1.5; Cooper 0.5.

MISSED FIELD GOALS – Miami: Stoyanovich 57(S).
 Kansas City: Lowery 52(S).

1990 AFC DIVISIONAL PLAYOFF

BUFFALO 44, DOLPHINS 34
 January 12, 1991

Rich Stadium
 Orchard Park, NY

The Miami Dolphins saw the 1990 season come to an end with a 44-34 loss to the Buffalo Bills in an AFC Divisional Playoff contest in the snow and ice at Rich Stadium. The game was an offensive shootout as the teams combined for 78 points, 48 first downs, 923 total net yards, 662 passing yards, 261 rushing yards, nine touchdowns and five field goals. Individually, Dan Marino (23 of 49 for 323 yards with three TDs and two INTs) and Jim Kelly (19-29-339-3-1) both passed for over 300 yards. Kelly became the only quarterback to throw for over 300 yards against the Dolphin defense in 1990. Mark Duper (three catches for 113 yards and a score) and Buffalo's Andre Reed (4-122-2) and James Lofton (7-149-1) all went over the 100-yard receiving mark. On the ground, the Bills' Thurman Thomas (32 carries for 117 yards and two TDs) and Miami's Sammie Smith (21-99) led the way. Buffalo dominated the first quarter and jumped out to a 13-3 lead. The Bills scored on their first possession as Kelly hit Reed with a 40-yard touchdown strike and the Dolphins answered the score with a 49-yard field goal to close the score to 7-3. Buffalo added a pair of Scott Norwood field goals – from 24 and 22 yards – to close the first quarter scoring. The Bills struck first in the second quarter on a five-yard run by Thomas to lead 20-3. Miami answered the score on its next possession as Marino and Duper combined for a 64-yard touchdown. The Bills came right back and scored as Kelly threw 13 yards for a score to Lofton to take a 27-10 lead. On their next possession Miami was forced to punt, however the Bills' Al Edwards fumbled the punt and Reggie Roby recovered for Miami on Buffalo's 47-yard line. Miami drove down to the two-yard line where Marino ran in for the score to narrow Buffalo's lead to 27-17 at the half. The Dolphins and Buffalo exchanged third quarter field goals as Stoyanovich hit from 22 yards and Norwood connected from 28 yards. Miami closed the score to 30-27 early in the fourth quarter as Marino threw a two-yard touchdown pass to offensive guard Roy Foster. It was the first reception and touchdown of Foster's career as he became the first offensive or defensive lineman to score an offensive touchdown in a post-season contest since Chicago Bears' defensive tackle William Perry rumbled in from a yard out in Super Bowl XX on January 26, 1986. However, the Bills struck back for 14 quick points to put the game away. First, Thomas scored his second touchdown of the game on a five-yard run. On the ensuing kickoff, Miami returner Marc Logan fumbled the ball and Norwood recovered for Buffalo on the Dolphins' 29-yard line. Two plays later, Kelly and Reed combined for a 26-yard scoring toss and a 44-27 lead. The Dolphins scored the final touchdown of the game with just 1:15 remaining as Marino hit Tony Martin with an eight-yard touchdown pass.

MIAMI	3	14	3	14	-	34
BUFFALO	13	14	3	14	-	44

B – Reed, 40 pass from Kelly (Norwood kick)	5/76	1- 1:54
M – FG Stoyanovich 49	10/40	1- 8:00
B – FG Norwood 24	6/57	1-10:11
B – FG Norwood 22	9/33	1-14:09
B – Thomas, 5 run (Norwood kick)	5/67	2- 2:56
M – Duper, 64 pass from Marino (Stoyanovich kick)	4/80	2- 5:06
B – Lofton, 13 pass from Kelly (Norwood kick)	11/68	2- 9:49

M	- Marino, 2 run (Stoyanovich kick)	7/47	2-14:49
M	- FG Stoyanovich 22	8/62	3- 4:57
B	- FG Norwood 28	9/37	3-13:22
M	- Foster, 2 pass from Marino (Stoyanovich kick)	6/43	4- 0:55
B	- Thomas, 5 run (Norwood kick)	10/63	4- 4:32
B	- Reed, 26 pass from Kelly (Norwood kick)	2/29	4- 5:08
M	- Martin, 8 pass from Marino (Stoyanovich kick)	15/91	4-13:45

ATT. - 77,087

	Miami	Buffalo
First Downs/Total-Rush.-Pass.-Pen.	24-9-13-2	24-7-16-1
Total Yards-Plays-Average	430-76-5.6	493-66-7.5
Rushes-Yards-Average	27-107-3.9	37-154-4.2
Net Yards Passing-Times Thrown-Yards Lost	323-0-0	339-0-0
Passes Attempted-Completed-Intercepted	49-23-2	29-19-1
Punts/Number-Average	2-40.0	1-47.0
Penalties/Number-Yards	4-32	4-30
Fumbles/Number-Lost	1-1	3-1

INDIVIDUAL STATISTICS

RUSHING - Miami: Smith 21-99; Logan 5-6; Marino 1-2, 1 TD.

Buffalo: Thomas 32-117, 2 TDs; Kelly 5-37.

PASSING - Miami: Marino 49-23-2, 323 yards, 3 TDs.

Buffalo: Kelly: 29-19-1, 339 yards, 3 TDs.

RECEIVING - Miami: Clayton 4-82; Martin 4-44, 1 TD; Jensen 4-38; Duper 3-113, 1 TD; Edmunds 3-21; Logan 2-6; Smith 1-9; Paige 1-6; Foster 1-2, 1 TD.

Buffalo: Lofton 7-149, 1 TD; Reed 4-122, 2 TDs; Thomas 3-38; McKeller 3-15; Edwards 1-12; Davis 1-3.

INTERCEPTIONS - Miami: Williams 1-0.

Buffalo: Odomes 1-9; Kelso 1-0.

SACKS - Miami: None.

Buffalo: None.

MISSED FIELD GOALS - Miami: None.

Buffalo: None.

1992 AFC DIVISIONAL PLAYOFF

DOLPHINS 31, SAN DIEGO 0
January 10, 1993

Joe Robbie Stadium
Miami, FL

Miami cornerback Troy Vincent recorded a pair of interceptions and quarterback Dan Marino threw three touchdown passes to lead the Miami Dolphins to a 31-0 win over the San Diego Chargers in the AFC Divisional Playoffs before a crowd of 71,224 at Joe Robbie Stadium. Miami's 31-point margin of victory was the largest by the team in a playoff game. The previous largest margin of victory in the post-season by the Dolphins was three 21-point wins as Miami had a 21-0 win over the Baltimore Colts on January 2, 1972 in the Orange Bowl, a 34-13 win over the San Diego Chargers on January 16, 1983 in the Orange Bowl and a 31-10 win over the Seattle Seahawks on December 29, 1984 in the Orange Bowl. Overall, the Miami defense totaled four interceptions (also safety Louis Oliver and linebacker Bryan Cox), a forced fumble (by cornerback Stephen Braggs), a fumble recovery (by linebacker Dwight Hollier) and a sack (by defensive end Jeff Hunter). The Dolphins held the Chargers to just ten first downs (three rushing and seven passing), 202 yards of total offense (70 rushing and 132 passing) and three of 15 on third down conversions. The Chargers' 15 possessions ended in seven punts, four interceptions, twice on downs, once on a lost fumble and once at the end of the first half. Following a scoreless first quarter, the Dolphins exploded for 21 points in the second quarter to take a 21-0 lead at the half. Miami's 21 points in the second quarter was the most scored by the Dolphins in any quarter of a playoff game in team history. The previous team high for points in a quarter was 20 points which was scored by Miami in the second quarter against San Diego on January 6, 1983. Miami opened the scoring following a Vincent interception which gave the team possession on San Diego's 48-yard line. Marino led the Dolphins on a nine-play, 48-yard drive which was capped-off as Marino tossed a one-yard scoring pass to fullback Tony Paige. The Dolphins increased their lead to 14-0 later in the period as the team again gained possession of the ball following a Vincent interception and drove 37 yards and scored on a nine-yard connection from Marino to tight end Keith Jackson. Miami scored the final points of the first half as Marino again connected with Jackson and the tight end made a diving 30-yard reception in the end zone for the score. Jackson became just the fourth player in team history to record two touchdown receptions for the Dolphins in a playoff contest. Miami and San Diego played to a scoreless third quarter before the Dolphins scored the game's final ten points in the fourth quarter. Miami increased its lead to 24-0 early in the final stanza as kicker Pete Stoyanovich booted a 22-yard field goal. The Dolphins scored the final points of the game as running back Aaron Craver scored on a 25-yard run to increase the margin to 31-0.

SAN DIEGO	0	0	0	0	-	0
MIAMI	0	21	0	10	-	31

M - Paige, 1 pass from Marino (Stoyanovich kick)	9/48	2- 8:30
M - Jackson, 9 pass from Marino (Stoyanovich kick)	2/37	2-13:14
M - Jackson, 30 pass from Marino (Stoyanovich kick)	4/42	2-14:33
M - FG Stoyanovich 22	12/60	4- :57
M - Craver, 25 run (Stoyanovich kick)	6/53	4- 6:41

ATT. - 71,224

First Downs/Total-Rush.-Pass.-Pen.	San Diego	Miami
Total Yards-Plays-Average	10-3-7-0	18-9-9-0
Rushes-Yards-Average	202-62-3.3	324-69-4.7
Net Yards Passing-Times Thrown-Yards Lost	16-70-4.4	40-157-3.9
Passes Attempted-Completed-Intercepted	132-1-8	167-0-0
Punts/Number-Average	45-18-4	29-17-0
Penalties/Number-Yards	7-46.3	8-41.0
Fumbles/Number-Lost	4-39	0-0
	3-1	3-1

INDIVIDUAL STATISTICS

RUSHING - Miami: Craver 8-72, 1 TD; Humphrey 23-71; Parmalee 5-18; Clayton 1-0; Mitchell 1-(-1); Saxon 2-(-3).
 San Diego: Bieniemy 4-26; Butts 7-25; Humphries 1-10; Harmon 4-9.

PASSING - Miami: Marino 29-17-0, 167 yards, 3 TDs.
 San Diego: Humphries 44-18-4, 140 yards, 0 TDs; Kidd 1-0-0, 0 yards, 0 TDs.

RECEIVING - Miami: Paige 5-14, 1 TD; Jackson 4-53, 2 TDs; Humphrey 4-30; Duper 3-57; Craver 1-13.
 San Diego: Harmon 9-73; Walker 3-33; Lewis 2-12; Miller 2-12; Jefferson 1-10; Butts 1-0.

INTERCEPTIONS - Miami: Vincent 2-2; Oliver 1-21; Cox 1-7.
 San Diego: None.

SACKS - Miami: Hunter 1.
 San Diego: None.

MISSED FIELD GOALS - Miami: None.
 San Diego: None.

1992 AFC CHAMPIONSHIP

BUFFALO 29, DOLPHINS 10
 January 17, 1993

Joe Robbie Stadium
 Miami, FL

The Miami Dolphins suffered five turnovers (two interceptions and three fumbles) as the team dropped a 29-10 decision to the Buffalo Bills in the AFC Championship Game before a crowd of 72,703 at Joe Robbie Stadium. Buffalo opened the scoring midway through the opening period as defensive end Bruce Smith sacked Miami quarterback Dan Marino and forced a fumble which was recovered by Bills linebacker Darryl Talley on the Dolphins' 47-yard line. Buffalo scored off the takeaway as Steve Christie converted on a 21-yard field goal. Miami tied the score at 3-3 later in the period as Pete Stoyanovich converted on a 51-yard field goal attempt. The Bills took a 10-3 lead early in the second period as quarterback Jim Kelly threw a 17-yard touchdown pass to running back Thurman Thomas. On Miami's next possession, Marino's pass attempt was batted in the air by Buffalo defensive end Phil Hansen and intercepted by Hansen on the Dolphins' 17-yard line. The Bills increased their lead to 13-3 as Christie kicked on a 33-yard field goal. Buffalo took a 20-3 lead early in the third quarter by capitalizing on another Miami turnover as kick returner Mike Williams fumbled the second half kickoff and Buffalo's Carwell Gardner recovered the ball on the Dolphins' 25-yard line. The Bills scored four plays later as running back Kenneth Davis ran into the end zone for a two-yard touchdown. Buffalo increased its lead to 26-3 as Christie hit on a pair of field goals from 21 and 31 yards. Miami closed the score to 26-10 as Marino connected with wide receiver Mark Duper on a 15-yard touchdown pass. With the TD pass, Marino extended his streak to ten consecutive playoff games with one or more touchdown passes which is tied with the Raiders' Ken Stabler (1973-77) for the NFL's all-time record for consecutive post-season games with a touchdown pass. In addition, Duper's touchdown reception was his fifth post-season touchdown catch and broke the team's playoff record for career touchdown receptions. Duper was tied with wide receiver Paul Warfield (four TDs on 34 career playoff catches) and tight end Bruce Hardy (four TDs on 26 catches). Buffalo closed the scoring later in the period as Christie converted his fifth field goal of the game with a 38-yarder.

BUFFALO	3	10	10	6	-	29
MIAMI	3	0	0	7	-	10

B - FG Christie 21	6/43	1- 9:17
M - FG Stoyanovich 51	7/39	1-13:03
B - Thomas, 17 pass from Kelly (Christie kick)	7/64	2- :40
B - FG Christie 33	4/2	2- 2:59

B	-	Davis, 2 run (Christie kick)		
B	-	FG Christie 21	5/24	3- 1:58
B	-	FG Christie 31	15/67	3-11:33
B	-	FG Christie 31	5/39	4- :04
M	-	Duper, 15 pass from Marino (Stoyanovich kick)	9/62	4- 7:28
B	-	FG Christie 38	7/23	4-12:23

ATT. - 72,703

	Buffalo	Miami
First Downs/Total-Rush.-Pass.-Pen.	20-10-8-2	15-1-14-0
Total Yards-Plays-Average	358-73-4.9	276-60-4.6
Rushes-Yards-Average	48-182-3.8	11-33-3.0
Net Yards Passing-Times Thrown-Yards Lost	176-1-1	243-4-25
Passes Attempted-Completed-Intercepted	24-17-2	45-22-2
Punts/Number-Average	2-34.5	4-37.0
Penalties/Number-Yards	3-20	5-40
Fumbles/Number-Lost	1-0	4-3

INDIVIDUAL STATISTICS

RUSHING - Miami: Humphrey 8-22; Craver 2-13; Marino 1-(-2).
 Buffalo: Thomas 20-96; Davis 19-61, 1 TD; Lamb 1-16; Reed 2-6; Kelly 3-4; Gardner 3-(-1).

PASSING - Miami: Marino 45-22-2, 268 yards, 1 TD.
 Buffalo: Kelly 24-17-2, 177 yards, 1 TD.

RECEIVING - Miami: Jackson 5-71; Humphrey 5-41; Martin 3-55; Clayton 3-32; Duper 2-36, 1 TD;
 Banks 2-18; Craver 2-15.
 Buffalo: Thomas 5-70, 1 TD; Davis 4-52; Reed 3-25; Lofton 2-19; McKeller 1-11; Metzelaars 1-6;
 Gardner 1-(-6).

INTERCEPTIONS - Miami: Brown 1-32; Oliver 1-0.
 Buffalo: Hicks 1-31; Hansen 1-0.

SACKS - Miami: Coleman 1.
 Buffalo: Smith 1.5; Hansen 1; Bennett 1; Talley 0.5.

MISSED FIELD GOALS - Miami: None.
 Buffalo: Christie 38(WL).

1994 AFC FIRST-ROUND PLAYOFF

DOLPHINS 27, KANSAS CITY 17
 December 31, 1994

Joe Robbie Stadium
 Miami, FL

Dan Marino threw a pair of touchdown passes to lead the Dolphins to a 27-17 win in a First-Round playoff contest against the Kansas City Chiefs before a crowd of 69,757 at Joe Robbie Stadium. The game was billed as Marino-Montana III and the duel between the two future Hall of Famers lived up to the pregame hype. Marino completed 22 of 29 passes for 257 yards with two touchdowns and no interceptions and Montana countered by hitting on 26 of 37 passes for 314 yards with two scores and an interception. The first half was an offensive shootout which was tied at 17-17 with neither team being forced to punt. Kansas City opened the scoring as Montana tossed a one-yard touchdown pass to tight end Derrick Walker. Miami answered the score on its first possession as Bernie Parmalee scored on a one-yard run. The Chiefs came right back to close the first quarter scoring at 14-7 as Montana threw a short pass to fullback Kimble Anders who turned the play into a 57-yard catch and run for the touchdown. Miami cut the score to 14-10 early in the second quarter as Pete Stoyanovich booted a 40-yard field goal. Kansas City upped their lead to 17-10 later in the quarter as Lin Elliott booted a 21-yard field goal. The Dolphins closed the first half scoring as Marino tossed a one-yard touchdown pass to tight end Ronnie Williams. The scoring pass set an NFL record as it marked Marino's 11th consecutive post-season game with a touchdown toss. He moved past a tie with Montana (San Francisco/Kansas City) and Ken Stabler (Oakland) for the longest all-time streak of playoff games with a touchdown pass in NFL history. The Dolphins dominated the second half and outscored the Chiefs by a 10-0 margin. Miami took their first lead of the ballgame at 24-17 on the first drive of the third quarter as Marino and Irving Fryar connected on a seven-yard touchdown pass. Miami increased its lead to 27-17 on a 40-yard field goal late in the third period. The Dolphins forced a pair of turnovers by the Chiefs in Miami territory to preserve the win. First, cornerback J.B. Brown intercepted a Montana aerial on the goal line to stop a drive and then safety Michael Stewart forced and recovered a fumble by Marcus Allen on the Dolphins' 34-yard line.

KANSAS CITY	14	3	0	0	-	17
MIAMI	7	10	10	0	-	27

KC-	Walker, 1 pass from Montana (Elliott kick)	11/80	1- 6:28
M	- Parmalee, 1 run (Stoyanovich kick)	10/72	1-12:40
KC-	Anders, 57 pass from Montana (Elliott kick)	4/83	1-15:20
M	- FG Stoyanovich 40	7/35	2- 2:45
KC-	FG Elliott, 21	12/69	2- 8:48

M - R. Williams, 1 pass from Marino (Stoyanovich kick)	13/80	2-14:38
M - Fryar, 7 pass from Marino (Stoyanovich kick)	6/64	3- 3:02
M - FG Stoyanovich 40	10/59	3-13:24

ATT. - 69,757

	Kansas City	Miami
First Downs/Total-Rush.-Pass.-Pen.	24-7-17-0	22-7-13-2
Total Yards-Plays-Average	414-60-6.9	381-61-6.2
Rushes-Yards-Average	23-100-4.3	31-132-4.3
Net Yards Passing-Times Thrown-Yards Lost	314-0-0	249-1-8
Passes Attempted-Completed-Intercepted	37-26-1	29-22-0
Punts/Number-Average	2-40.0	3-43.3
Penalties/Number-Yards	4-15	6-50
Fumbles/Number-Lost	3-1	0-0

INDIVIDUAL STATISTICS

RUSHING - Miami: Parmalee 18-57, 1 TD; Spikes 9-49; McDuffie 1-19; Marino 2-4; Craver 1-3.
 Kansas City: Allen 14-64; Anders 5-17; Hill 2-14; Montana 2-5.

PASSING - Miami: Marino 29-22-0, 257 yards, 2 TDs.

Kansas City: Montana 37-26-1, 314 yards, 2 TDs.

RECEIVING - Miami: Fryar 6-71, 1 TD; Craver 4-35; Parmalee 2-34; K. Jackson 2-29; M. Williams 2-28; McDuffie 2-25; Saxon 2-24; Miller 1-10; R. Williams 1-1, 1 TD.

Kansas City: K. Anders 6-103, 1 TD; Allen 5-49; Birden 4-56; Cash 3-38; Walker 3-27, 1 TD; Dawson 3-21; Hill 1-11; Davis 1-9.

INTERCEPTIONS - Miami: Brown 1-24.

Kansas City: None.

SACKS - Miami: None.

Kansas City: Thomas 1.

MISSED FIELD GOALS - Miami: None.

Kansas City: None.

1994 AFC DIVISIONAL PLAYOFF

SAN DIEGO 22, DOLPHINS 21
 January 8, 1995

Jack Murphy Stadium
 San Diego, CA

Natrone Means rushed for 139 yards and a touchdown to lead the Chargers to a 22-21 win over the Miami Dolphins in an AFC Divisional Playoff contest before a crowd of 63,381 at Jack Murphy Stadium. San Diego had the first scoring threat of the game as they drove down to Miami's 26-yard line, but Miami's Marco Coleman forced a fumble by Means to stop the drive. Following the takeaway, the Dolphins opened the scoring as Dan Marino capped a nine-play, 79-yard drive with an eight-yard scoring pass to tight end Keith Jackson. The Chargers closed the score to 7-3 on their next possession as John Carney booted a 20-yard field goal. Prior to the field goal attempt, San Diego had a first-and-goal from the Dolphins' six-yard line but the Miami defense stiffened and held the Chargers out of the end zone. The Dolphins increased their lead to 14-3 on their next possession as Marino and Jackson connected again in the end zone for a nine-yard touchdown pass. Jackson's two touchdown receptions in the contest tied Miami's all-time single-game playoff record, which was accomplished five previous times. San Diego answered the touchdown with another field goal as Carney connected on a 21-yard effort. Once again, San Diego had a first-and-goal on Miami's six-yard line and the Dolphin defense limited the Chargers to a field goal. Miami closed the first half scoring as Marino threw a 16-yard touchdown pass to Mike Williams with just 27 seconds left in the first half to take a 21-6 lead. San Diego opened the third quarter with a long drive which was halted when Means was held for no gain on a fourth-and-one play from Miami's one-yard line and the Dolphins took possession of the ball. However, on Miami's first play following the goal line stand, Dolphins running back Bernie Parmalee was tackled in the end zone for a safety to bring the score to 21-8. Following a free kick by Miami's John Kidd, the Chargers got the ball on their own 46-yard line and drove for a 24-yard touchdown run by Means to cut the score to 21-15. Miami had the ball for just one play - the safety by Parmalee - in the entire third quarter. San Diego took a 22-21 lead with just 35 seconds left in regulation as Stan Humphries threw an eight-yard touchdown pass to wide receiver Mark Seay. The Dolphins had one final chance to win the game as Marino drove the team down to the Chargers' 30-yard line but Pete Stoyanovich's 48-yard field goal attempt with just eight seconds remaining was wide right.

MIAMI	7	14	0	0	-	21
SAN DIEGO	0	6	9	7	-	22

M - K. Jackson, 8 pass from Marino (Stoyanovich kick)	9/79	1-12:36
SD - FG Carney 20	15/72	2- 4:24
M - K. Jackson, 9 pass from Marino (Stoyanovich kick)	6/52	2- 7:39
SD - FG Carney 21	9/70	2-12:13
M - M. Williams, 16 pass from Marino (Stoyanovich kick)	9/70	2-14:33

SD- SAFETY - Parmalee tackled in end zone by Davis 3- 8:06
 SD- Means, 24 run (Carney kick) 8/54 3-12:18
 SD- Seay, 8 pass from Humphries (Carney kick) 10/61 4-14:25

ATT. - 63,381

	Miami	San Diego
First Downs/Total-Rush.-Pass.-Pen.	17-2-12-3	28-12-15-1
Total Yards-Plays-Average	282-47-6.0	466-85-5.5
Rushes-Yards-Average	8-26-3.3	40-202-5.1
Net Yards Passing-Times Thrown-Yards Lost	256-1-6	264-2-12
Passes Attempted-Completed-Intercepted	38-24-0	43-28-2
Punts/Number-Average	5-45.2	2-43.5
Penalties/Number-Yards	7-47	5-67
Fumbles/Number-Lost	1-0	2-1

INDIVIDUAL STATISTICS

RUSHING - Miami: Parmalee 7-16; Craver 1-10.
 San Diego: Means 24-139 1 TD; Bieniemy 4-33; Culver 6-14; Harmon 3-12; Jefferson 1-3; Humphries 2-1.

PASSING - Miami: Marino 38-24-0, 262 yards, 3 TDs.
 San Diego: Humphries 43-28-2, 276 yards, 1TD.

RECEIVING - Miami: K. Jackson 8-109, 2 TDs; Fryar 5-70; McDuffie 5-46; Craver 2-8; Parmalee 2-8; M. Williams 1-16, 1 TD; Saxon 1-5.
 San Diego: Harmon 7-57; Seay 6-61, 1 TD; Martin 5-62; Jefferson 3-44; Means 3-16; Culver 2-23; Pupunu 2-13.

INTERCEPTIONS - Miami: Smith 1-14; Stewart 1-0.
 San Diego: None.

SACKS - Miami: Coleman 2.
 San Diego: Team 1.

MISSED FIELD GOALS - Miami: Stoyanovich 48(WR).
 San Diego: None.

1995 AFC FIRST-ROUND PLAYOFF

BUFFALO 37, DOLPHINS 22
 December 30, 1995

Rich Stadium
Orchard Park, NY

The Buffalo Bills cruised out to a 24-0 halftime lead enroute to a 37-22 victory in an AFC First Round Playoff game in front of 73,103 fans at Rich Stadium. The contest proved to be the last game for Don Shula as head coach of the Dolphins. The Bills, led by running back Thurman Thomas' 158 yards, grounded out an AFC Playoff record 341 rushing yards, breaking the old mark of 318 set by the San Diego Chargers against Boston in 1963. Miami quarterback Dan Marino tied an NFL postseason record, with current teammate Bernie Kosar while he was a member of the Cleveland Browns in 1986, with 64 passing attempts and completed 33 (tied for second-highest in NFL postseason) of them for 422 yards (third-highest in NFL postseason). The two teams set a new NFL postseason record with 1,038 combined total net yards, breaking the old mark of 1,036 by the Dolphins and the San Diego Chargers in an overtime game in 1981. The Bills took an early 7-0 lead when Thomas scored on a one-yard touchdown run. Buffalo kicker Steve Christie put the Bills ahead 10-0 at the midway point of the first quarter with a 48-yard field goal. Buffalo needed just four plays to go 68 yards and took a 17-0 advantage when fullback Darick Holmes ran 21 yards for a touchdown with 9:54 left in the half. On the Dolphins' next possession, they drove to the Buffalo 40-yard line but Marino was hit by Bills defensive end Phil Hansen as he threw and the tipped ball was intercepted by linebacker Marlo Perry. It took Buffalo just 49 seconds to make the score 24-0 as Kelly connected with Steve Tasker on a 37-yard touchdown pass to cap a short three-play, 62-yard drive midway through the second quarter. The Bills added to their lead in the third quarter by driving 55 yards on ten plays and extended their lead to 27-0 when Christie booted a 23-yard field goal late in the third quarter. Miami got on the board when they took their next possession and drove 67 yards on nine plays and made the score 27-7 when Marino hit wide receiver O.J. McDuffie on a five-yard touchdown pass. The Bills increased their lead to 34-7 when they culminated a 61-yard drive with a 44-yard touchdown run by fullback Tim Tindale with 9:31 remaining in the game. The Dolphins cut the lead to 34-14 on their next possession as Marino connected with wide receiver Randal Hill on a 45-yard touchdown to close out a seven-play, 68-yard drive. The Bills answered with an eight-play, 44-yard drive that saw Christie kick a 42-yard field goal to make the score 37-14. Miami then took its next possession and marched 73 yards on eight plays and cut the lead to 37-22 when running back Terry Kirby ran one-yard for the score and a two-point conversion from Marino to McDuffie was good. The Dolphins than attempted an onside kick and safety Michael Stewart recovered at the Buffalo 49-yard line. However, Miami's last threat of the game was stopped when Marino was intercepted by Bills cornerback Ken Irvin at Buffalo's 13-yard line with 1:51 left in the game. McDuffie set a new club postseason record (tied with nine others for sixth-highest all-time in NFL postseason) with 11 receptions for 154 yards (a new Dolphin postseason record, surpassing Mark Duper's 148 yards vs. Pittsburgh in 1985).

MIAMI	0	0	0	22	-	22
BUFFALO	10	14	3	10	-	37

B - Thomas, 1 run (Christie kick)	7/58	1- 5:02
B - FG Christie 48	6/26	1- 7:58
B - Holmes, 21 run (Christie kick)	4/68	2- 5:06
B - Tasker, 37 pass from Kelly (Christie kick)	3/62	2- 7:39
B - FG Christie 23	10/55	3-13:57
M - McDuffie, 5 pass from Marino (Stoyanovich kick)	9/67	4- 1:07
B - Tindale, 44 run (Christie kick)	3/61	4- 5:29
M - R. Hill, 45 pass from Marino (Stoyanovich kick)	7/68	4- 6:59
B - FG Christie 42	8/44	4-10:24
M - Kirby, 1 run (Marino pass to McDuffie)	8/73	4-12:51

ATT. - 73,103

	Miami	Buffalo
First Downs/Total-Rush.-Pass.-Pen.	26-5-20-1	27-18-9-0
Total Yards-Plays-Average	502-80-6.3	536-74-7.2
Rushes-Yards-Average	14-70-5.0	52-341-6.6
Net Yards Passing-Times Thrown-Yards Lost	432-0-0	195-0-0
Passes Attempted-Completed-Intercepted	66-34-3	22-12-2
Punts/Number-Average	3-38.3	4-34.5
Penalties/Number-Yards	4-15	5-29
Fumbles/Number-Lost	2-1	1-0

INDIVIDUAL STATISTICS

RUSHING - Miami: Byars 4-22; Kidd 1-18; Parmalee 5-13; McDuffie 1-9; Kirby 2-8, 1 TD; Marino 1-0. Buffalo: Thomas 25-158, 1 TD; Holmes 15-87, 1 TD; Tindale 4-68, 1 TD; Brooks 2-28; Tasker 2-7; Kelly 3-(-3); Copeland 1-(-4).

PASSING - Miami: Marino 64-33-3, 422 yards, 2 TDs; Kosar 1-1-0, 10 yards, 0 TDs; McDuffie 1-0-0, 0 yards, 0 TDs. Buffalo: Kelly 22-12-2, 195 yards, 1 TD.

RECEIVING - Miami: McDuffie 11-154, 1 TD; Kirby 8-68; Parmalee 4-51; Byars 4-30; Fryar 3-29; Hill 2-59, 1 TD; Clark 2-41. Buffalo: Tasker 5-108, 1 TD; Thomas 3-42; Cline 2-32; Brooks 2-13.

INTERCEPTIONS - Miami: Atkins 1-26; Vincent 1-0. Buffalo: Perry 1-3; Johnson 1-2; Irvin 1-0.

SACKS - Miami: None. Buffalo: None.

MISSED FIELD GOALS - Miami: Stoyanovich 53(S). Buffalo: None.

1997 AFC FIRST-ROUND PLAYOFF

NEW ENGLAND 17, DOLPHINS 3
December 28, 1997

Foxboro Stadium
Foxboro, MA

The New England Patriots recorded their third win of the 1997 season over the Dolphins, and their fourth straight over Miami dating back to 1996, by holding Miami to just a field goal in their 17-3 triumph in a first-round playoff game at Foxboro Stadium. The loss was the Dolphins' third straight in the postseason. New England held Miami to 162 yards of total offense, the lowest total in the 32-game postseason history for the Dolphins, below a 176-yard performance against Washington in Super Bowl XVII. In addition, the three points scored by the Dolphins equalled the fewest points scored by the team in a playoff game with a 24-3 loss to the Dallas Cowboys in Super Bowl VI. Overall, New England forced three Miami turnovers, while the Patriots did not commit any miscues and 14 of New England's 17 points resulted from a Dolphins turnover. The Patriots sacked Dolphins quarterback Dan Marino four times on the day and Marino was held without a touchdown for the first time in 14 career playoff games. Marino's 13 straight playoff games with a touchdown is an NFL record. The Dolphins got to the Patriots' 39 late in the first quarter, but were stopped on third and fourth-and-one. The Patriots had an opportunity to take a 3-0 lead early in the second quarter, but Adam Vinatieri missed wide left on a 48-yard field goal attempt. Three plays later, Chris Slade intercepted a Dan Marino pass and returned it 22 yards to the Dolphins' 29. That led to a 24-yard touchdown pass from Drew Bledsoe to Troy Brown three plays afterward, on third-and-five, 4:33 into the second quarter. New England took over at its own 40 with 2:16 left in the first half and drove to the Dolphins' 30 before Vinatieri missed wide right on a 47-yard field goal try with 30 seconds on the clock. On the second play of the second half, Todd Collins picked off a Marino pass and brought it back 40 yards for a touchdown. The Patriots extended their lead to 17 points with 1:58 left in the third quarter when Vinatieri capped a 15-play, 67-yard drive with a 22-yard field goal. The Dolphins got their only points of the game nine seconds into the fourth quarter, on an Olindo Mare 38-yard field goal. Miami had gained possession at the Patriots' 43 after a Corey Harris 40-yard kickoff return and a ten-yard

tripping penalty on the Patriots. Corey Harris recovered the ensuing onside kick, and the Dolphins took over at their own 44. On the next play, however, Chris Canty stripped the ball from Marino and Chris Slade recovered at the Dolphins' 41. Miami got into New England territory on each of its last two possessions - getting as far as the 45 and 43 - but were stopped on fourth down on each occasion.

MIAMI	0	0	0	3	-	3
NEW ENGLAND	0	7	10	0	-	17

NE - Brown, 24 pass from Bledsoe (Vinatieri kick)	3/29	2- 4:33
NE - Collins, 40 interception return (Vinatieri kick)		3- :55
NE - FG Vinatieri 22	15/67	3-13:02
M - FG Mare 38	8/23	4- :09

ATT. - 73,103

	Miami	New England
First Downs/Total-Rush.-Pass.-Pen.	10-2-6-2	15-7-7-1
Total Yards-Plays-Average	162-64-2.5	228-66-3.5
Rushes-Yards-Average	17-42-2.5	31-108-3.5
Net Yards Passing-Times Thrown-Yards Lost	120-4-21	120-3-19
Passes Attempted-Completed-Intercepted	43-17-2	32-16-0
Punts/Number-Average	7/37.4	7/36.7
Penalties/Number-Yards	5-21	5-31
Fumbles/Number-Lost	2-1	2-0

INDIVIDUAL STATISTICS

RUSHING - Miami: Parmalee 9-22; Abdul-Jabbar 5-16; McPhail 1-4; Marino 1-2; Pritchett 1(-2).
 New England: Cullors 22-86; Grier 6-16; Bledsoe 2-4; Meggett 1-2.

PASSING - Miami: Marino 43-17-2, 141 yards, 0 TDs.
 New England: Bledsoe 32-16-0, 139 yards, 1 TD.

RECEIVING - Miami: McPhail 5-28; L. Thomas 3-62; Parmalee 3-13; McDuffie 3-6; Perriman 1-13; Jordan 1-11; Drayton 1-8.
 New England: Glenn 4-57; Coates 4-25; Brown 2-32, 1 TD; Meggett 2-11; Jefferson 1-7; Purnell 1-4; Gash 1-3; Cullors 1-0.

INTERCEPTIONS - Miami: None.
 New England: Collins 1-40, 1 TD; Slade 1-22.

SACKS - Miami: Armstrong 1; Brigance 1; Gardener 1.
 New England: Canty 1; Johnson 1; McGinest 1; Slade 1.

MISSED FIELD GOALS - Miami: None.
 New England: Vinatieri 48(WL); 47(WR).

1998 AFC FIRST-ROUND PLAYOFF

DOLPHINS 24, BUFFALO 17
 January 2, 1999

Pro Player Stadium
 Miami, FL

The Dolphins recorded their first playoff win since the 1994 season, snapping a three-game losing streak in the postseason with a 24-17 win in an AFC First-Round Playoff game over the Buffalo Bills at Pro Player Stadium. Doug Flutie connected with Eric Moulds for a 65-yard completion on the game's first play from scrimmage, but Terrell Buckley stripped the ball and Brock Marion returned the fumble 17 yards to the Dolphins' 29-yard line. That led to a 16-play, 57-yard drive which used 8:23 of the clock and ended with an Olindo Mare 31-yard field goal. Miami made it a 6-0 game on Mare's second field goal of the afternoon, from 40 yards out, 4:24 into the second quarter. The score capped an 11-play, 66-yard drive that consumed 6:22 of the clock. Mare attempted an onside kick on the ensuing kickoff that was recovered by the Bills' Dan Brandenburg. Three plays later, Buffalo took its first lead of the game when Thurman Thomas ran it in from one-yard out, two plays after Flutie and Moulds combined for a 37-yard completion to the Dolphins' five-yard line. Buffalo got to the Dolphins' six-yard line with 24 seconds remaining in the first half, but Marion picked off a Flutie pass and returned it 19 yards. A personal foul penalty on the Bills put the Dolphins at their own 35. Dan Marino then completed a 52-yard pass to Oronde Gadsden who then lateraled the ball to O.J. McDuffie, putting the Dolphins at the Bills' nine-yard line. Mare, however, hit the right upright on a 26-yard field goal attempt as time expired in the half. The Dolphins regained the lead at 13-7 on Karim Abdul-Jabbar's three-yard touchdown run with 2:32 left in the third quarter. Abdul-Jabbar rushed for 21 yards on the 52-yard drive, which was accomplished in 12 plays and saw the Dolphins connect on three third down conversions. Stanley Pritchett punched it in for the two-point conversion. Buffalo answered less than two minutes later with a 32-yard touchdown pass from Flutie to Moulds which tied the game at 14 with 48 seconds left in the third quarter. Miami got the ball back and embarked on a 17-play, 77-yard drive that ended with Mare's third field goal of the game, from 23 yards out, 5:15 into the fourth period. Four plays afterward, Jerry Wilson forced the ball loose from Andre Reed after a reception and Terrell Buckley recovered, returning it six yards to midfield. The Dolphins capitalized off that turnover when Marino connected with Lamar Thomas for an 11-yard scoring strike

on third-and-seven with 3:32 remaining in the game, capping the eight play drive. The Bills took over at their own 20 and got to the Dolphins' 15-yard line before Steve Christie connected on a 33-yard field goal with 1:33 left in the game. Kurt Schulz recovered the ensuing onside kick for Buffalo, giving them possession at their own 31 with 1:30 to play. The first play of the drive was a 30-yard completion from Flutie to Moulds, putting the Bills at the Dolphins' 39-yard line. From there, Buffalo converted three consecutive third downs, giving them a first-and-goal from the Dolphins' five-yard line with 17 seconds remaining. Trace Armstrong then sacked Flutie, forcing the ball loose, which was recovered by Shane Burton to preserve the victory. Moulds finished the game with an NFL playoff record 240 receiving yards.

BUFFALO	0	7	7	3	-	17
MIAMI	3	3	8	10	-	24

M - FG Mare 31					
M - FG Mare 40	16/57	1 -	8:53		
B - T. Thomas, 1 run (Christie kick)	11/66	2 -	4:24		
M - Abdul-Jabbar, 3 run (Pritchett run)	3/42	2 -	6:06		
B - Moulds, 32 pass from Flutie (Christie kick)	12/52	3 -	12:28		
M - FG Mare 23	4/81	3 -	14:12		
M - L. Thomas, 11 pass from Marino (Mare kick)	11/77	4 -	5:15		
B - FG Christie 33	8/50	4 -	11:18		
	7/65	4 -	13:27		

ATT. - 72,698

	Buffalo	Miami
First Downs/Total-Rush.-Pass.-Pen.	23-7-13-3	25-10-10-5
Total Yards-Plays-Average	416-57-7.3	345-69-5.0
Rushes-Yards-Average	18-77-4.3	34-117-3.4
Net Yards Passing-Times Thrown-Yards Lost	339-3-21	228-1-7
Passes Attempted-Completed-Intercepted	36-21-1	34-23-1
Punts/Number-Average	2/36.5	1/34.0
Penalties/Number-Yards	9-93	6-75
Fumbles/Number-Lost	4-4	0-0

INDIVIDUAL STATISTICS

RUSHING - Miami: Abdul-Jabbar 27-95, 1 TD; Parmalee 2-10; Pritchett 2-7; Avery 1-3; McDuffie 1-3; Marino 1-(-1).
Buffalo: T. Thomas 7-33, 1 TD; Flutie 4-29; A. Smith 7-15.

PASSING - Miami: Marino 34-23-1, 235 yards, 1 TD.
Buffalo: Flutie 36-21-1, 360 yards, 1 TD.

RECEIVING - Miami: McDuffie 6-53; Gadsden 5-85; L. Thomas 4-36, 1 TD; Drayton 3-20; Perry 2-29; Abdul-Jabbar 2-4; Ruddy 1-8.
Buffalo: Moulds 9-240, 1 TD; Reed 5-60; Williams 2-20; Loud 1-12; A. Smith 1-12; Gash 1-9; Riemersma 1-4; T. Thomas 1-3.

INTERCEPTIONS - Miami: Marion 1-19.
Buffalo: Jackson 1-0.

SACKS - Miami: Armstrong 1; Gardener 0.5; Jones 0.5; Rodgers 0.5; Tanner 0.5.
Buffalo: Wiley 1.

MISSED FIELD GOALS - Miami: Mare 26(WR).
Buffalo: None.

1998 AFC DIVISIONAL PLAYOFF

DENVER 38, MIAMI 3
January 9, 1999

Mile High Stadium
Denver, CO

Miami failed to score a touchdown in its second straight road playoff game, as they dropped their seventh consecutive postseason road game overall, with a 38-3 loss to the Broncos at Mile High Stadium. After stopping the Dolphins on the first series of the game, the Broncos took over at their own eight and embarked on a 14-play, 92-yard drive that used 7:56 of the clock and ended with a Terrell Davis one-yard touchdown run with 5:55 left in the opening quarter. Davis ran for 38 yards on seven carries on the drive, and John Elway completed five of six passes for 48 yards. Denver took a two-touchdown advantage before the first quarter was over when Davis scored on a 20-yard run with 1:02 remaining in the opening period. The touchdown came three plays after Elway connected with Ed McCaffrey for a 33-yard completion to the Dolphins' 33-yard line. Miami answered with an 11-play, 76-yard drive that consumed 5:55 of the clock and ended with an Olindo Mare 22-yard field goal, 4:53 into the second quarter. Dan Marino completed six of seven passes for 55 yards on the march. Denver scored a touchdown on their third consecutive series when Derek Loville ran it in from 11 yards out with 4:39 left in the second quarter. The score capped an 11-play, 87-yard drive that used 5:28 of the clock. As a team, the Broncos rushed for 62 yards on the drive, including 47 yards by Davis. Davis broke loose for a 62-yard run to the Dolphins' 18-yard line on the first play of the second half, leading to a Jason Elam 32-yard field goal four plays afterward. Denver opened a 28-point

advantage 1:37 into the fourth quarter when Elway combined with Rod Smith for a 28-yard touchdown strike. The Broncos finished off the scoring when Neil Smith recovered an Oronde Gadsden fumble following a reception and rumbled 79 yards for a touchdown.

MIAMI	0	3	0	0	-	3
DENVER	14	7	3	14	-	38

D - Davis, 1 run (Elam kick)	14/92	1 - 9:05
D - Davis, 20 run (Elam kick)	4/66	1 - 13:58
M - FG Mare 22	11/76	2 - 4:53
D - Loville, 11 run (Elam kick)	11/87	2 - 10:21
D - FG Elam 32	5/66	3 - 3:08
D - R. Smith, 28 pass from Elway (Elam kick)	5/52	4 - 1:37
D - N. Smith, 79 fumble return (Elam kick)		4 - 5:11

ATT. - 75,729

	Miami	Denver
First Downs/Total-Rush.-Pass.-Pen.	14-1-11-2	24-13-10-1
Total Yards-Plays-Average	252-51-4.9	424-62-6.8
Rushes-Yards-Average	13-14-1.1	38-250-6.6
Net Yards Passing-Times Thrown-Yards Lost	238-1-5	174-1-8
Passes Attempted-Completed-Intercepted	37-26-2	23-14-0
Punts/Number-Average	5/45.6	2/48.5
Penalties/Number-Yards	10-57	5-41
Fumbles/Number-Lost	1-1	0-0

INDIVIDUAL STATISTICS

RUSHING - Miami: Parmalee 7-14; Abdul-Jabbar 3-5; Huard 2-(-2); Pritchett 1-(-3).
 Denver: Davis 21-199, 2 TDs; Loville 8-34, 1 TD; Elway 3-19; Brister 6 (-2).

PASSING - Miami: Marino 37-26-2, 243 yards, 0 TDs.
 Denver: Elway 23-14-0, 182 yards, 1 TD.

RECEIVING - Miami: McDuffie 9-118; Parmalee 5-24; Gadsden 4-36; L. Thomas 3-31; Pritchett 3-23; Jacquet 1-6; Abdul-Jabbar 1-5.
 Denver: Sharpe 5-38; R. Smith 4-71, 1 TD; McCaffrey 3-52; Griffith 1-14; Davis 1-7.

INTERCEPTIONS - Miami: None.
 Denver: Johnson 1-48; Romanowski 1-0.

SACKS - Miami: Wilson 1.
 Denver: Washington 1.

MISSED FIELD GOALS - Miami: None.
 Denver: None.

DOLPHINS INDIVIDUAL PLAYOFF RECORDS

The following individual records relate solely to service with the Miami Dolphins. They include National Football League playoff and Super Bowl statistics only. Super Bowl games are marked with a "***"

SERVICE

MOST GAMES PLAYED

19	Bob Kuechenberg (1970-84)
16	Dan Marino (1983-98)
13	by five players

MOST STARTS

19	Bob Kuechenberg (1970-84)
16	Dan Marino (1983-98)
13	Kim Bokamper (1977-85)

SCORING

MOST POINTS

Career	64	Garo Yepremian (12 games), 28 XPs, 12 FGs
Game	60	Larry Csonka (12 games), 10 TDs
	18	Larry Csonka (12/30/73 vs. Oakland), 3 TDs

MOST TOUCHDOWNS

Career	10	Larry Csonka (12 games), 9 run, 1 pass
Game	6	Jim Kiick (11 games), 6 run
	3	Larry Csonka (12/30/73 vs. Oakland), 3 run

MOST FIELD GOALS**Career**

- 12 Garo Yepremian (12 games), 20 attempts
- 9 Uwe von Schamann (ten games), 15 attempts

Game

- **3 Uwe von Schamann (1/20/85 vs. San Francisco), 3 attempts
- 3 Olindo Mare (1/2/99 vs. Buffalo), 4 attempts

LONGEST FIELD GOALS

- 58 Pete Stoyanovich (1/5/91 vs. Kansas City)
- 51 Fuad Reveiz (1/4/86 vs. Cleveland)
- 51 Pete Stoyanovich (1/17/93 vs. Buffalo)

MOST POINTS AFTER TOUCHDOWNS**Career**

- 32 Uwe von Schamann (ten games), 33 attempts
- 28 Garo Yepremian (12 games), 29 attempts

Game

- 6 Uwe von Schamann (1/6/85 vs. Pittsburgh), 6 attempts
- 5 Uwe von Schamann (1/2/82 vs. San Diego), 5 attempts

MOST TWO-POINT CONVERSIONS**Career**

- 1 O.J. McDuffie (six games)
- 1 Stanley Pritchett (three games)

Game

- 1 O.J. McDuffie (12/30/95 at Buffalo)
- 1 Stanley Pritchett (1/2/99 vs. Buffalo)

RUSHING

MOST RUSHING YARDS**Career**

- 891 Larry Csonka (12 games), 225 attempts
- 454 Tony Nathan (11 games), 118 attempts

Game

- **145 Larry Csonka (1/13/74 vs. Minnesota), 33 attempts
- 117 Larry Csonka (12/30/73 vs. Oakland), 29 attempts

MOST RUSHING ATTEMPTS**Career**

- 225 Larry Csonka (12 games)
- 118 Tony Nathan (11 games)

Game

- **33 Larry Csonka (1/13/74 vs. Minnesota), 145 yards
- 29 Larry Csonka (12/30/73 vs. Oakland), 117 yards

MOST RUSHING TOUCHDOWNS**Career**

- 9 Larry Csonka (12 games)
- 6 Jim Kiick (11 games)

Game

- 3 Larry Csonka (12/30/73 vs. Oakland)
- 2 Three times, last 1986

MOST 100-YARD RUSHING GAMES**Career**

- 4 Larry Csonka (12 games)
- 1 Mercury Morris (ten games)
- 1 Andra Franklin (six games)

LONGEST RUNS FROM SCRIMMAGE

- **49 Larry Csonka (1/14/73 vs. Washington)
- 37 Larry Seiple (12/31/72 at Pittsburgh)

PASSING

MOST YARDS PASSING**Career**

- 4,219 Dan Marino (16 games)
- 1,467 Bob Griese (12 games)

Game

- 422 Dan Marino (12/30/95 at Buffalo), 33 of 64
- 421 Dan Marino (1/6/85 vs. Pittsburgh), 21 of 32

MOST PASS ATTEMPTS**Career**

- 632 Dan Marino (16 games)
- 208 Bob Griese (12 games)

Game

- 64 Dan Marino (12/30/95 at Buffalo), 33 completions
- **50 Dan Marino (1/20/85 vs. San Francisco), 29 completions

MOST PASS COMPLETIONS**Career**

- 357 Dan Marino (16 games)
- 112 Bob Griese (12 games)

Game

- 33 Dan Marino (12/30/95 at Buffalo), 64 attempts
- 29 Don Strock (1/2/82 vs. San Diego), 43 attempts
- **29 Dan Marino (1/20/85 vs. San Francisco), 50 attempts

MOST CONSECUTIVE PASS COMPLETIONS

- 13 Don Strock (1/2/82 vs. San Diego)
- 11 Dan Marino (1/5/91 vs. Kansas City through 1/12/91 at Buffalo)

MOST TOUCHDOWN PASSES**Career**

- 30 Dan Marino (16 games)
- 10 Bob Griese (12 games)

Game

- 4 Don Strock (1/2/82 vs. San Diego)
- 4 Dan Marino (1/6/85 vs. Pittsburgh)

MOST PASSES HAD INTERCEPTED

Career	
22	Dan Marino (16 games)
12	Bob Griese (12 games)
Game	
3	David Woodley (1/23/83 vs. N.Y. Jets), 21 attempts
3	Dan Marino (12/30/95 at Buffalo), 64 attempts
2	Ten times, last 1998

**HIGHEST COMPLETION PERCENTAGE
Career (minimum 50 completions)**

56.5	Dan Marino (16 games), 357 of 632 attempts
53.8	Bob Griese (12 games), 112 of 208 attempts

Game (minimum 12 completions)

84.2	David Woodley (1/8/83 vs. New England), 16 of 19 attempts
77.3	David Woodley (1/16/83 vs. San Diego), 17 of 22 attempts

MOST 300-YARD PASSING GAMES

Career	
4	Dan Marino (16 games)
1	Don Strock (13 games)

LONGEST PASS PLAYS

**76t	David Woodley to Jimmy Cefalo (1/30/83 vs. Washington)
75t	Bob Griese to Paul Warfield (1/2/72 vs. Baltimore)

RECEIVING

MOST RECEPTIONS

Career	
65	Tony Nathan (11 games)
36	O.J. McDuffie (six games)
Game	
11	O.J. McDuffie (12/30/95 at Buffalo), 154 yards
**10	Tony Nathan (1/20/85 vs. San Francisco), 83 yards
10	Tony Nathan (1/4/86 vs. Cleveland), 101 yards

MOST RECEIVING YARDS

Career	
717	Paul Warfield (11 games), 21.1 per catch
649	Tony Nathan (11 games), 10.0 per catch
Game	
154	O.J. McDuffie (12/30/95 at Buffalo), 11 receptions
148	Mark Duper (1/6/85 vs. Pittsburgh), 5 receptions

MOST RECEIVING TOUCHDOWNS

Career	
5	Mark Duper (ten games), 32 receptions
4	Paul Warfield (11 games), 34 receptions

4	Bruce Hardy (13 games), 26 receptions
4	Keith Jackson (four games), 19 receptions

Game

2	Joe Rose (1/2/82 vs. San Diego)
2	Bruce Hardy (1/8/83 vs. New England)
2	Mark Duper (1/6/85 vs. Pittsburgh)
2	Keith Jackson (1/10/93 vs. San Diego)
2	Keith Jackson (1/8/95 at San Diego)

MOST 100-YARD RECEIVING GAMES

Career	
3	Mark Duper (ten games)
3	Tony Nathan (11 games)

PUNTING

MOST PUNTS

Career	
50	Larry Seiple (11 games), 1,990 yards
40	Reggie Roby (ten games), 1,622 yards
Game	
10	Tom Orosz (1/23/83 vs. N.Y. Jets), 333 yards
8	Reggie Roby (1/10/93 vs. San Diego), 328 yards

HIGHEST PUNTING AVERAGE

Career (minimum 25 punts)	
40.6	Reggie Roby (ten games), 40 punts
39.8	Larry Seiple (11 games), 50 punts
Game (minimum 4 punts)	
48.6	George Roberts (12/24/78 vs. Houston), 5-243
45.6	Klaus Wilmsmeyer (1/9/99 at Denver), 5-228

LONGEST PUNTS

64	Reggie Roby (1/5/91 vs. Kansas City) net 53
62	Reggie Roby (1/4/86 vs. Cleveland) net 62

PUNT RETURNS

MOST PUNT RETURNS

Career	
16	Tom Vigorito (seven games)
14	Jake Scott (ten games)
Game	
5	Scott Miller (1/10/93 vs. San Diego), 9.0 avg.
4	Tom Vigorito (1/8/83 vs. New England), 10.0 avg.
4	O.J. McDuffie (12/28/97 at New England), 8.5 avg.

MOST PUNT RETURN YARDS

Career	
129	Tom Vigorito (seven games)

95 Jake Scott (ten games)
Game
 45 Scott Miller (1/10/93 vs. San Diego), 5 returns
 40 Tom Vigorito (1/8/83 vs. New England), 4 returns

LONGEST PUNT RETURNS

24 Nat Moore (12/24/78 vs. Houston)
 24 Mark Clayton (12/31/83 vs. Seattle)

HIGHEST PUNT RETURN AVERAGE

Career (minimum 10 returns)

8.1 Tom Vigorito (seven games), 16 returns
 6.8 Jake Scott (ten games), 14 returns

Game (minimum three returns)

10.0 Tom Vigorito (1/8/83 vs. New England), 4-40
 10.0 Fulton Walker (12/29/84 vs. Seattle), 3-30

MOST FAIR CATCHES

Career

11 Jake Scott (seven games) of 25 punts
 7 O.J. McDuffie (six games) of 14 punts

Game

4 Jake Scott (12/23/73 vs. Cincinnati) of five punts

KICKOFF RETURNS

MOST KICKOFF RETURNS

Career

23 Fulton Walker (nine games)
 13 Mercury Morris (ten games)

Game

8 Marc Logan (1/12/91 at Buffalo), 17.3 average
 6 Fulton Walker (12/31/83 vs. Seattle), 17.3 average
 6 Lorenzo Hampton (1/12/86 vs. New England), 15.2 average

MOST KICKOFF RETURN YARDS

Career

556 Fulton Walker (nine games)
 269 Mercury Morris (ten games)

Game

**190 Fulton Walker (1/30/83 vs. Washington), long 98t
 138 Marc Logan (1/12/91 at Buffalo), long 44

LONGEST KICKOFF RETURNS

**98t Fulton Walker (1/30/83 vs. Washington)

89t Nat Moore (12/21/74 at Oakland)

HIGHEST KICKOFF RETURN AVERAGE

Career (minimum 10 returns)

24.9 O.J. McDuffie (four games), 10 returns
 24.2 Fulton Walker (nine games), 23

returns

Game (minimum four returns)

**47.5 Fulton Walker (1/30/83 vs. Washington), 4-190
 24.2 John Avery (1/9/99 at Denver), 5-121

INTERCEPTIONS

MOST INTERCEPTIONS

Career

5 Dick Anderson (11 games)
 4 by five players

Game

3 A.J. Duhe (1/23/83 vs. N.Y. Jets), 36 yards
 2 Four times, last 1992

LONGEST INTERCEPTION RETURNS

62t Dick Anderson (1/2/72 vs. Baltimore), John Unitas
 **55 Jake Scott (1/14/73 vs. Washington), Bill Kilmer

SACKS

MOST SACKS

Career

8 Kim Bokamper (13 games)
 4½ Bill Stanfill (11 games)

Game

2 Bob Heinz (1/2/72 vs. Baltimore)
 2 Bob Matheson (12/23/73 vs. Cincinnati)
 2 Kim Bokamper (12/24/78 vs. Houston)
 2 Kim Bokamper (1/2/82 vs. San Diego)
 2 A.J. Duhe (1/16/83 vs. San Diego)
 2 Kim Bokamper (1/23/83 vs. N.Y. Jets)
 2 Marco Coleman (1/8/95 at San Diego)

FUMBLES

MOST FUMBLES

Career

6 Dan Marino (16 games)
 5 Andra Franklin (six games)

Game

3 Andra Franklin (1/8/83 vs. New England)
 2 Five times, last 1997

MOST OWN FUMBLE RECOVERIES

Career

3 Dan Marino (16 games)
 2 Bob Griese (12 games)

Game

2 Bob Griese (12/27/70 at Oakland)

MOST OPPONENT FUMBLE RECOVERIES**Career**

- 2 Doug Betters (13 games)
- 2 Larry Gordon (seven games)

- Game**
- 2 Jake Scott (11 games)
- 2 Larry Gordon (12/31/72 at Pittsburgh)

DOLPHINS TEAM PLAYOFF RECORDS

SCORING**MOST POINTS SCORED**

- 45 1/6/85 vs. Pittsburgh
- 38 1/2/82 vs. San Diego

FEWEST POINTS SCORED

- **3 1/16/72 vs. Dallas
- 3 12/28/97 at New England
- 3 1/9/99 at Denver
- 9 12/24/78 vs. Houston

MOST POINTS ALLOWED

- 44 1/12/91 at Buffalo
- 41 1/2/82 vs. San Diego

FEWEST POINTS ALLOWED

- 0 1/2/72 vs. Baltimore
- 0 1/23/83 vs. N.Y. Jets
- 0 1/10/93 vs. San Diego

MOST POINTS, BOTH TEAMS

- 79 San Diego 41, at Miami 38, OT (1/2/82)
- 78 at Buffalo 44, Miami 34 (1/12/91)

FEWEST POINTS, BOTH TEAMS

- 14 at Miami 14, N.Y. Jets 0 (1/23/83)
- 20 at New England 17, Miami 3 (12/28/97)

MOST DECISIVE WIN

- 31 31-0 vs. San Diego (1/10/93)
- 21 21-0 vs. Baltimore (1/2/72)
- 21 34-13 vs. San Diego (1/16/83)
- 21 31-10 vs. Seattle (12/29/84)

MOST DECISIVE LOSS

- 35 38-3 at Denver (1/9/99)
- **22 38-16 vs. San Francisco (1/20/85)

MOST TOUCHDOWNS SCORED BY**Rushing**

- 3 12/30/73 vs. Oakland
- **3 1/13/74 vs. Minnesota

Passing

- 4 1/2/82 vs. San Diego
- 4 1/6/85 vs. Pittsburgh

Interception

- 1 1/2/72 vs. Baltimore
- 1 1/23/83 vs. N. Y. Jets

Kickoff Return

- 1 12/21/74 at Oakland
- **1 1/30/83 vs. Washington

MOST TOUCHDOWNS ALLOWED BY**Rushing**

- 3 12/30/79 at Pittsburgh
- 3 12/30/95 at Buffalo
- 3 1/9/99 at Denver
- 2 Five times, last 1990

Passing

- 4 12/21/74 at Oakland
- 3 Five times, last 1990

Interception

- 1 12/27/70 at Oakland
- 1 12/23/73 vs. Cincinnati
- 1 12/28/97 at New England

Punt Return

- 1 1/2/82 vs. San Diego

MOST POINTS IN A QUARTER, DOLPHINS**1st-**

- 14 12/23/73 vs. Cincinnati
- **14 1/13/74 vs. Minnesota

2nd-

- 21 1/10/93 vs. San Diego
- 20 1/16/83 vs. San Diego

3rd-

- 14 1/2/82 vs. San Diego
- 14 12/29/84 vs. Seattle
- 14 1/6/85 vs. Pittsburgh
- 14 1/4/86 vs. Cleveland

4th-

- 22 12/30/95 at Buffalo
- 14 1/5/91 vs. Kansas City
- 14 1/12/91 at Buffalo

MOST POINTS IN A QUARTER, OPPONENT**1st-**

- 24 1/2/82 vs. San Diego
- 20 12/30/79 at Pittsburgh

2nd-

- **21 1/20/85 vs. San Francisco
- 14 1/12/86 vs. New England
- 14 1/12/91 vs. Buffalo
- 14 12/30/95 at Buffalo

3rd-

- 10 12/30/73 vs. Oakland
- **10 1/20/85 vs. San Francisco
- 10 1/17/93 vs. Buffalo
- 10 12/28/97 at New England

4th-

- 14 12/21/74 at Oakland
- **14 1/30/83 vs. Washington
- 14 1/12/91 at Buffalo
- 14 1/9/99 at Denver

MOST POINTS IN A HALF, DOLPHINS

1st-	27	1/16/83 vs. San Diego
	24	1/6/85 vs. Pittsburgh
2nd-	22	12/30/95 at Buffalo
	21	Three times, last 1986

MOST POINTS IN A HALF, OPPONENT

1st-	**28	1/20/85 vs. San Francisco
	27	1/12/91 at Buffalo
2nd-	21	12/21/74 at Oakland
	20	12/31/83 vs. Seattle

FIRST DOWNS**MOST FIRST DOWNS**

29	1/16/83 vs. San Diego
28	1/6/85 vs. Pittsburgh

FEWEST FIRST DOWNS

**9	1/30/83 vs. Washington
**10	1/16/72 vs. Dallas
10	12/28/97 at New England

MOST FIRST DOWNS ALLOWED

34	1/2/82 vs. San Diego
**31	1/20/85 vs. San Francisco

FEWEST FIRST DOWNS ALLOWED

8	12/29/84 vs. Seattle
10	1/23/83 vs. N.Y. Jets
10	1/10/93 vs. San Diego

MOST FIRST DOWNS BY

Rushing	18	12/23/73 vs. Cincinnati
	18	12/30/73 vs. Oakland
Passing	21	1/2/82 vs. San Diego
	20	12/30/95 at Buffalo
Penalty	5	1/2/99 vs. Buffalo

FEWEST FIRST DOWNS BY

Rushing	1	1/9/99 at Denver
	2	12/30/79 at Pittsburgh
**2	1/20/85 vs. San Francisco	
	2	1/8/95 at San Diego
	2	12/28/97 at New England
Passing	2	12/30/73 vs. Oakland
**2	1/30/83 vs. Washington	

MOST FIRST DOWNS ALLOWED BY

Rushing	18	12/30/95 at Buffalo
**16	1/20/85 vs. San Francisco	
Passing	21	1/2/82 vs. San Diego
	17	12/31/94 vs. Kansas City
Penalty	3	Three times, last vs. Buffalo, 1/2/99

FEWEST FIRST DOWNS ALLOWED BY

Rushing	2	1/23/83 vs. N.Y. Jets
	2	12/29/84 vs. Seattle
Passing	5	1/4/86 vs. Cleveland
	6	Six times, last 1985

TOTAL NET YARDS**MOST NET YARDS GAINED**

569	1/6/85 vs. Pittsburgh
502	12/30/95 at Buffalo

FEWEST NET YARDS GAINED

162	12/28/97 at New England
**176	1/30/83 vs. Washington

MOST NET YARDS ALLOWED

564	1/2/82 vs. San Diego
**537	1/20/85 vs. San Francisco

FEWEST NET YARDS ALLOWED

139	1/23/83 vs. N.Y. Jets
194	1/23/73 vs. Cincinnati

RUSHING**MOST RUSHING YARDS**

266	12/30/73 vs. Oakland, 53 att.
241	12/23/73 vs. Cincinnati, 52 att.

FEWEST RUSHING YARDS

14	1/9/99 at Denver
25	12/30/79 at Pittsburgh
**25	1/20/85 vs. San Francisco

MOST RUSHING YARDS ALLOWED

341	12/30/95 at Buffalo, 52 att.
**276	1/30/83 vs. Washington, 52 att.

FEWEST RUSHING YARDS ALLOWED

51	12/29/84 vs. Seattle, 18 att.
62	1/23/83 vs. N.Y. Jets, 24 att.

MOST RUSHING ATTEMPTS

56	1/16/83 vs. San Diego, 214 yards
53	Two times, last 1974

FEWEST RUSHING ATTEMPTS

8	1/8/95 at San Diego
**9	1/20/85 vs. San Francisco, 25 yards
11	1/13/93 vs. Buffalo, 33 yards

MOST RUSHING ATTEMPTS, OPPONENT

59	1/12/86 vs. New England, 255 yards
**52	1/30/83 vs. Washington, 276 yards
52	12/30/95 at Buffalo, 341 yards

FEWEST RUSHING ATTEMPTS, OPPONENT

16	1/10/93 vs. San Diego, 70 yards
17	1/16/83 vs. San Diego, 79 yards

MOST POINTS IN A HALF, DOLPHINS

1st-	27	1/16/83 vs. San Diego
	24	1/6/85 vs. Pittsburgh
2nd-	22	12/30/95 at Buffalo
	21	Three times, last 1986

MOST POINTS IN A HALF, OPPONENT

1st-	**28	1/20/85 vs. San Francisco
	27	1/12/91 at Buffalo
2nd-	21	12/21/74 at Oakland
	20	12/31/83 vs. Seattle

FIRST DOWNS

MOST FIRST DOWNS

29	1/16/83 vs. San Diego
28	1/6/85 vs. Pittsburgh

FEWEST FIRST DOWNS

**9	1/30/83 vs. Washington
**10	1/16/72 vs. Dallas
10	12/28/97 at New England

MOST FIRST DOWNS ALLOWED

34	1/2/82 vs. San Diego
**31	1/20/85 vs. San Francisco

FEWEST FIRST DOWNS ALLOWED

8	12/29/84 vs. Seattle
10	1/23/83 vs. N.Y. Jets
10	1/10/93 vs. San Diego

MOST FIRST DOWNS BY

Rushing	18	12/23/73 vs. Cincinnati
	18	12/30/73 vs. Oakland
Passing	21	1/2/82 vs. San Diego
	20	12/30/95 at Buffalo
Penalty	5	1/2/99 vs. Buffalo

FEWEST FIRST DOWNS BY

Rushing	1	1/9/99 at Denver
	2	12/30/79 at Pittsburgh
** 2	1/20/85 vs. San Francisco	
	2	1/8/95 at San Diego
	2	12/28/97 at New England
Passing	2	12/30/73 vs. Oakland
**2	1/30/83 vs. Washington	

MOST FIRST DOWNS ALLOWED BY

Rushing	18	12/30/95 at Buffalo
**16	1/20/85 vs. San Francisco	
Passing	21	1/2/82 vs. San Diego
	17	12/31/94 vs. Kansas City
Penalty	3	Three times, last vs. Buffalo, 1/2/99

FEWEST FIRST DOWNS ALLOWED BY

Rushing	2	1/23/83 vs. N.Y. Jets
	2	12/29/84 vs. Seattle
Passing	5	1/4/86 vs. Cleveland
	6	Six times, last 1985

TOTAL NET YARDS

MOST NET YARDS GAINED

569	1/6/85 vs. Pittsburgh
502	12/30/95 at Buffalo

FEWEST NET YARDS GAINED

162	12/28/97 at New England
**176	1/30/83 vs. Washington

MOST NET YARDS ALLOWED

564	1/2/82 vs. San Diego
**537	1/20/85 vs. San Francisco

FEWEST NET YARDS ALLOWED

139	1/23/83 vs. N.Y. Jets
194	1/23/73 vs. Cincinnati

RUSHING

MOST RUSHING YARDS

266	12/30/73 vs. Oakland, 53 att.
241	12/23/73 vs. Cincinnati, 52 att.

FEWEST RUSHING YARDS

14	1/9/99 at Denver
25	12/30/79 at Pittsburgh
**25	1/20/85 vs. San Francisco

MOST RUSHING YARDS ALLOWED

341	12/30/95 at Buffalo, 52 att.
**276	1/30/83 vs. Washington, 52 att.

FEWEST RUSHING YARDS ALLOWED

51	12/29/84 vs. Seattle, 18 att.
62	1/23/83 vs. N.Y. Jets, 24 att.

MOST RUSHING ATTEMPTS

56	1/16/83 vs. San Diego, 214 yards
53	Two times, last 1974

FEWEST RUSHING ATTEMPTS

8	1/8/95 at San Diego
**9	1/20/85 vs. San Francisco, 25 yards
11	1/13/93 vs. Buffalo, 33 yards

MOST RUSHING ATTEMPTS, OPPONENT

59	1/12/86 vs. New England, 255 yards
**52	1/30/83 vs. Washington, 276 yards
52	12/30/95 at Buffalo, 341 yards

FEWEST RUSHING ATTEMPTS, OPPONENT

16	1/10/93 vs. San Diego, 70 yards
17	1/16/83 vs. San Diego, 79 yards

PASSING

MOST NET YARDS PASSING

435 1/6/85 vs. Pittsburgh
432 12/30/95 at Buffalo

FEWEST NET YARDS PASSING

26 12/30/73 vs. Oakland
60 1/23/83 vs. N.Y. Jets

MOST NET YARDS PASSING ALLOWED

415 1/2/82 vs. San Diego
339 1/12/91 at Buffalo
339 1/2/99 vs. Buffalo

FEWEST NET YARDS PASSING ALLOWED

62 1/4/86 vs. Cleveland
71 1/12/86 vs. New England

MOST PASS ATTEMPTS

66 12/30/95 at Buffalo
**50 1/20/85 vs. San Francisco

FEWEST PASS ATTEMPTS

6 12/30/73 vs. Oakland
**7 1/13/74 vs. Minnesota

MOST PASS ATTEMPTS, OPPONENT

54 1/2/82 vs. San Diego
45 1/10/93 vs. San Diego

FEWEST PASS ATTEMPTS, OPPONENT

12 1/2/86 vs. New England
16 12/27/70 at Oakland

MOST PASS COMPLETIONS

34 12/30/95 at Buffalo
31 1/2/82 vs. San Diego

FEWEST PASS COMPLETIONS

3 12/30/73 vs. Oakland
4 Two times, last 1983

MOST PASS COMPLETIONS, OPPONENT

33 1/2/82 vs. San Diego
28 1/8/95 at San Diego
26 12/31/94 vs. Kansas City

FEWEST PASS COMPLETIONS, OPPONENT

8 1/27/70 at Oakland
9 1/24/72 vs. Cleveland

INTERCEPTIONS

MOST INTERCEPTIONS

5 12/24/72 vs. Cleveland
5 1/16/83 vs. San Diego
5 1/23/83 vs. N.Y. Jets

MOST INTERCEPTIONS, OPPONENT

3 12/24/78 vs. Houston
3 1/23/83 vs. N.Y. Jets
3 12/30/95 at Buffalo

PUNTING

MOST PUNTS

10 1/23/83 vs. N.Y. Jets
8 1/10/93 vs. San Diego

MOST PUNT YARDS

333 1/23/83 vs. N.Y. Jets
328 1/10/93 vs. San Diego

FEWEST PUNTS

1 12/30/73 vs. Oakland
1 1/8/83 vs. New England
1 1/2/99 vs. Buffalo

MOST PUNTS, OPPONENT

10 1/23/83 vs. N.Y. Jets
7 Five times, last 1997

MOST PUNT YARDS, OPPONENT

357 1/23/83 vs. N.Y. Jets
324 1/10/93 vs. San Diego

FEWEST PUNTS, OPPONENT

1 1/12/91 at Buffalo
2 Seven times, last at Denver, 1/9/99

MOST PUNTS, BOTH TEAMS

20 1/23/83 vs. N.Y. Jets
15 1/10/93 vs. San Diego

FEWEST PUNTS, BOTH TEAMS

3 12/30/73 vs. Oakland
3 1/12/91 at Buffalo
3 1/2/99 vs. Buffalo

HIGHEST PUNTING AVERAGE

x-48.6 12/24/72 vs. Houston

HIGHEST PUNTING AVERAGE, OPPONENT

x-51.3 12/31/72 at Pittsburgh

x-minimum 4 punts

SACKS

MOST SACKS

4-29 1/8/83 vs. New England
4-26 1/23/83 vs. N.Y. Jets

MOST SACKS, OPPONENT

4-14 12/24/72 vs. Cleveland
4-27 1/23/83 vs. N.Y. Jets
**4-29 1/20/85 vs. San Francisco
4-25 1/17/93 vs. Buffalo
4-21 12/28/97 at New England

FUMBLES

MOST FUMBLES

5 1/12/86 vs. New England
4 1/17/93 vs. Buffalo

MOST FUMBLES LOST

5-4 1/12/86 vs. New England

3-3 12/31/83 vs. Seattle
 4-3 1/17/93 vs. Buffalo

MOST FUMBLES, OPPONENT

4 12/27/70 vs. Oakland
 4 1/2/99 vs. Buffalo
 3 Eight times, last 1994

MOST FUMBLES LOST, OPPONENT

4-4 1/2/99 vs. Buffalo
 3-3 12/30/79 at Pittsburgh
 3-3 1/2/82 vs. San Diego
 3-3 1/8/83 vs. New England

OPPONENTS PLAYOFF RECORDS

The following individual records relate solely to service against the Miami Dolphins. They include National Football League playoff and Super Bowl statistics only. Super Bowl games are marked with a "***"

RUSHING

MOST RUSHING YARDS

Career
 404 Thurman Thomas, Buffalo (four games)
 199 Terrell Davis, Denver (one game)
Game
 199 Terrell Davis, Denver (1/9/99 at Denver), 21 attempts
 **166 John Riggins, Washington (1/30/83 at Pasadena), 38 attempts

MOST RUSHING ATTEMPTS

Career
 84 Thurman Thomas, Buffalo (four games)
 47 Marv Hubbard, Oakland (three games)
Game
 **38 John Riggins, Washington (1/30/83 at Pasadena), 166 yards
 32 Thurman Thomas, Buffalo (1/12/91 at Buffalo), 117 yards

MOST RUSHING TOUCHDOWNS

Career
 4 Thurman Thomas, Buffalo (four games)
 2 Earnest Byner, Cleveland (one game)
 2 Chuck Muncie, San Diego (two games)
 2 Curt Warner, Seattle (one game)
 2 Terrell Davis, Denver (one game)
Game
 2 Earnest Byner, Cleveland (1/4/86 at Miami)
 2 Thurman Thomas, Buffalo (1/12/91 at Buffalo)
 2 Curt Warner, Seattle (12/31/83 at Miami)
 2 Terrell Davis, Denver (1/9/99 at Denver)

LONGEST RUNS FROM SCRIMMAGE

66t Earnest Byner, Cleveland (1/4/86 at Miami)

62 Terrell Davis, Denver (1/9/99 at Denver)

PASSING

MOST YARDS PASSING

Career
 711 Jim Kelly, Buffalo (three games)
 645 Joe Montana, S.F., K.C. (two games)
Game
 433 Dan Fouts, San Diego (1/2/82 at Miami), 33 of 53
 360 Doug Flutie, Buffalo (1/2/99 at Miami), 21 of 36

MOST PASS ATTEMPTS

Career
 87 Stan Humphries, San Diego (two games)
 87 Dan Fouts, San Diego (two games)
Game
 53 Dan Fouts, San Diego (1/2/82 at Miami), 33 comp.
 44 Stan Humphries, San Diego (1/10/93 at Miami), 18 comp.

MOST PASS COMPLETIONS

Career
 50 Joe Montana, S.F., K.C. (two games)
 48 Dan Fouts, San Diego (two games)
 48 Jim Kelly, Buffalo (three games)
Game
 33 Dan Fouts, San Diego (1/2/82 at Miami), 53 attempts
 28 Stan Humphries, San Diego (1/8/95 at San Diego), 43 att.

MOST TOUCHDOWN PASSES

Career
 5 Ken Stabler, Oakland (two games)
 5 Joe Montana, S.F., K.C. (two games)
 5 Jim Kelly, Buffalo (three games)
Game
 4 Ken Stabler, Oakland (12/21/74 at Oakland)
 3 Tony Eason, New England (1/12/86 at Miami)
 3 Dan Fouts, San Diego (1/2/82 at Miami)
 3 Jim Kelly, Buffalo (1/12/91 at Buffalo)
 **3 Joe Montana, San Francisco (1/20/85 vs. Miami)

MOST PASSES HAD INTERCEPTED

Career	6 Dan Fouts, San Diego (two games)
	6 Stan Humphries, San Diego (two games)
Game	5 Dan Fouts, San Diego (1/16/83 at Miami), 34 attempts
	5 Mike Phipps, Cleveland (12/24/72 at Miami), 23 att.
	5 Richard Todd, N.Y. Jets (1/23/83 at Miami), 37 att.

LONGEST PASS PLAYS

82t	Daryle Lamonica to Rod Sherman, Oakland (12/27/70 at Oakland)
72t	Ken Stabler to Cliff Branch, Oakland (12/21/74 at Oakland)

RECEIVING

MOST RECEPTIONS

Career	16 Ronnie Harmon, San Diego (two games)
	14 Kellen Winslow, San Diego (two games)
Game	13 Kellen Winslow, San Diego (1/2/82 at Miami), 166 yards
	9 Lenvil Elliott, Cincinnati (12/23/73 at Miami), 53 yards
	9 Ronnie Harmon, San Diego (1/10/93 at Miami), 73 yards
	9 Eric Moulds, Buffalo (1/2/99 at Miami), 240 yards

MOST RECEIVING YARDS

Career	240 Eric Moulds, Buffalo (one game)
	207 Andre Reed, Buffalo (four games)
Game	240 Eric Moulds, Buffalo (1/2/99 at Miami), 9 receptions
	166 Kellen Winslow, San Diego (1/2/82 at Miami), 13 receptions

MOST RECEIVING TOUCHDOWNS

Career	2 Fred Biletnikoff, Oakland (three games)
	2 James Brooks, San Diego (two games)
	2 Roger Craig, San Francisco (one game)
	2 Andre Reed, Buffalo (four games)
	2 John Stallworth, Pittsburgh (one game)
Game	2 James Brooks, San Diego (1/2/82 at Miami)
	**2 Roger Craig, San Francisco (1/20/85 vs. Miami)
	2 Andre Reed, Buffalo (1/21/91 at Buffalo)
	2 John Stallworth, Pittsburgh (1/6/85 at Miami)

FIELD GOALS

MOST FIELD GOALS

Career	9 Steve Christie, Buffalo (three games)
	3 Norm Johnson, Seattle (two games)
	3 Nick Lowery, Kansas City (one game)
	3 Horst Muhlmann, Cincinnati (one game)
	3 Scott Norwood, Buffalo (one game)
Game	5 Steve Christie, Buffalo (1/17/93 at Miami) of 6
	3 Four times, last 1995

LONGEST FIELD GOALS

48	Steve Christie, Buffalo (12/30/95 at Buffalo)
46	Horst Muhlmann, Cincinnati (12/23/73 at Miami)

INTERCEPTIONS

MOST INTERCEPTIONS

Career	3 John Harris, Seattle (two games)
	2 Willie Brown, Oakland (three games)
	2 Ken Schroy, N.Y. Jets (one game)
Game	2 Ken Schroy, N.Y. Jets (1/23/83 at Miami), 1 yd.
	2 John Harris, Seattle (12/29/84 at Miami), 45 yds.

LONGEST INTERCEPTION RETURNS

50t	Willie Brown, Oakland (Bob Griese), 12/27/70 at Oakland
48	Darrius Johnson, Denver (Dan Marino), 1/9/99 at Denver

LONGEST PLAYS

PUNTS

63	Ray Guy, Oakland (12/30/73 at Miami)
60	Bob Walden, Pittsburgh (12/31/72 at Pittsburgh)

PUNT RETURNS

56t	Wes Chandler, San Diego (1/2/82 at Miami)
38	Thom Darden, Cleveland (12/24/78 at Miami)

KICKOFF RETURNS

59	Zachary Dixon, Seattle (12/31/87 at Miami)
41	Preston Pearson, Pittsburgh (12/31/72 at Pittsburgh)

FUMBLE RECOVERIES

79t	Neil Smith, Denver (Oronde Gadsden), 1/9/99 at Denver
**49t	Mike Bass, Washington (Gar Yepremian), 1/14/73 at Los Angeles

ALL-TIME PLAYOFF LEADERS

(Boldface indicates active player)

RUSHING

	PLAYER	GAMES	ATT.	YDS.	AVG.	LG	TD
1.	Larry Csonka	12	225	891	4.0	49	9
2.	Tony Nathan	11	118	454	3.8	26	3
3.	Mercury Morris	10	95	440	4.6	27	1
4.	Jim Kiick	11	115	391	3.4	27	6
5.	Andra Franklin	6	93	335	3.6	29	2
6.	Sammie Smith	2	41	181	4.4	17	0
7.	Woody Bennett	10	59	179	3.0	17	4
8.	Bernie Parmalee	7	53	150	2.8	16	1
9.	Karim Abdul-Jabbar	3	35	116	3.3	18	1
10.	David Woodley	5	17	102	6.0	12	1
11.	Aaron Craver	4	12	98	8.2	25t	1
	Bob Griese	12	15	98	8.2	25	1
13.	Bobby Humphrey	2	31	93	3.0	15	0
14.	Benny Malone	3	14	83	5.9	23t	1
15.	Joe Carter	4	9	66	7.3	19	0
16.	Pete Johnson	3	16	61	3.8	14	0
17.	Ron Davenport	2	9	54	6.0	31t	2
18.	David Overstreet	1	9	50	5.6	13	0
19.	Irving Spikes	3	9	49	5.4	23	0
20.	Leroy Harris	1	9	43	4.8	9	0
21.	Delvin Williams	2	21	42	2.0	9	0
22.	Larry Seiple	11	1	37	37.0	37	0
23.	Paul Warfield	11	4	34	8.5	25	0
24.	O.J. McDuffie	6	3	31	10.3	19	0
25.	Marc Logan	2	12	23	1.9	7	0
26.	Keith Byars	1	4	22	5.5	10	0
27.	John Kidd	4	1	18	18.0	18	0
28.	Don Nottingham	6	2	17	8.5	12	0
	Tom Vigorito	7	4	17	4.3	6	0
30.	Gary Davis	1	2	12	6.0	9	0
31.	Tom Orosz	5	1	11	11.0	11	0
32.	Eddie Hill	12	3	8	2.7	4	0
	Terry Kirby	1	2	8	4.0	7	1
	Charles Leigh	9	1	8	8.0	8	0
35.	Nat Moore	13	1	7	7.0	7	0
36.	Jerris McPhail	1	1	4	4.0	4	0
37.	John Avery	2	1	3	3.0	3	0
	Earl Morrall	2	4	3	0.8	3	0
39.	Tony Paige	4	1	2	2.0	2	0
	Stanley Pritchett	3	4	2	0.5	6	0
	Dan Marino	16	13	2	0.2	5	1
42.	Duriel Harris	7	1	1	1.0	1	0
43.	Norm Bulaich	2	2	0	0.0	0	0
	Mark Clayton	10	1	0	0.0	0	0
45.	Scott Mitchell	2	1	-1	-1.0	-1	0
46.	Damon Huard	1	2	-2	-1.0	-1	0
	Don Strock	13	1	-2	-2.0	-2	0
48.	James Saxon	4	2	-3	-1.5	0	0
49.	Jim Jensen	13	2	-6	-3.0	-3	0
50.	George Roberts	2	1	-9	-9.0	-9	0

PASSING

	PLAYER	GAMES	ATT.	COMP.	YDS.	PCT.	TD	INT	RATE
1.	Dan Marino	16	632	357	4219	56.5	30	22	78.3
2.	Bob Griese	12	208	112	1467	53.8	10	12	68.4
3.	David Woodley	5	81	48	645	59.3	0	1	79.6
4.	Don Strock	13	62	38	551	61.3	4	3	91.6

	PLAYER	GAMES	ATT.	COMP.	YDS.	PCT.	TD	INT	RATE
5.	Earl Morrall	2	24	13	139	54.2	1	1	68.0
6.	Tony Nathan	11	2	2	34	1.000	0	0	118.8
7.	Bernie Kosar	1	1	1	10	1.000	0	0	108.3
8.	Marlin Briscoe	7	1	0	0	0.0	0	1	39.6
	O.J. McDuffie	6	1	0	0	0.0	0	0	39.6

RECEIVING

	PLAYER	GAMES	NO.	YDS.	AVG.	LG	TD
1.	Tony Nathan	11	62	622	10.3	39	2
2.	O.J. McDuffie	6	36	402	11.2	31	1
3.	Paul Warfield	11	34	717	21.1	75t	4
4.	Mark Duper	10	32	595	18.6	64t	5
5.	Mark Clayton	10	31	498	16.1	40t	3
6.	Bruce Hardy	13	26	336	12.9	50t	4
7.	Nat Moore	13	21	265	12.6	40	3
8.	Duriel Harris	7	19	303	15.9	36	1
	Keith Jackson	4	19	262	13.8	31	4
10.	Joe Rose	11	18	260	14.4	35	2
	Jim Kluck	11	18	115	6.4	21	0
12.	Bernie Parmalee	7	16	130	8.1	26	0
13.	Irving Fryar	3	14	170	12.1	24	1
14.	Howard Twilley	11	13	186	14.3	28t	1
15.	Jimmy Cefalo	10	12	297	24.8	76t	2
16.	Tony Paige	4	11	50	4.5	9	2
17.	Lamar Thomas	3	10	129	12.9	42	1
	Marv Fleming	10	10	114	11.4	27	1
19.	Oronde Gadsden	2	9	121	13.4	52	0
	Tom Vigorito	7	9	103	11.4	33	0
	Jim Mandich	11	9	86	9.6	19	1
	Bobby Humphrey	2	9	71	7.9	20	0
	Aaron Craver	4	9	71	7.9	15	0
24.	Tony Martin	4	8	106	13.3	22	1
	Dan Johnson	5	8	84	10.5	21	3
	Terry Kirby	1	8	68	8.5	19	0
27.	Delvin Williams	2	7	34	4.9	8	0
28.	Ferrell Edmunds	4	5	70	14.0	37	0
	Jim Jensen	13	5	49	9.8	12	0
	Jerris McPhail	1	5	28	5.6	16	0
31.	Marlin Briscoe	7	4	42	10.5	18	0
	Keith Byars	1	4	30	7.5	12	0
	Troy Drayton	2	4	28	7.0	10	0
	Larry Csonka	12	4	26	6.5	19t	1
35.	Mike Williams	4	3	44	14.7	19	1
	Sammie Smith	2	3	31	10.1	13	0
	James Saxon	4	3	29	9.7	9	0
	Ron Davenport	2	3	23	7.7	9	0
	Stanley Pritchett	3	3	23	7.7	12	0
	Karim Abdul-Jabbar	3	3	9	3.0	5	0
	Mercury Morris	10	3	9	3.0	9	0
42.	Randal Hill	1	2	59	29.5	45t	1
	Gary Clark	1	2	41	20.5	31	0
	Willie Richardson	1	2	30	15.0	19	1
	Ed Perry	3	2	29	14.5	22	0
	Woody Bennett	10	2	26	13.0	20	0
	Gary Davis	1	2	24	12.0	14	0
	Andre Tillman	1	2	24	12.0	13t	1
	Fred Banks	2	2	18	9.0	13	0
	Norm Bulaich	2	2	14	7.0	8	0
	Ronnie Lee	11	2	12	6.0	6t	1
	Marc Logan	2	2	8	4.0	6	0
	Eddie Hill	12	2	3	1.5	2	0
54.	Leroy Harris	1	1	21	21.0	21	0
	Brett Perriman	1	1	13	13.0	13	0
	Charles Jordan	1	1	11	11.0	11	0
	Scott Miller	4	1	10	10.0	10	0
	Don Nottingham	6	1	9	9.0	9	0

PLAYER	GAMES	NO.	YDS.	AVG.	LG	TD
Tim Ruddy	6	1	8	8.0	8	0
Nate Jacquet	2	1	6	6.0	6	0
Rich Diana	4	1	5	5.0	5	0
Joe Carter	4	1	2	2.0	2t	0
Roy Foster	12	1	2	2.0	2t	1
Ronnie Williams	3	1	1	1.0	1	1
Bob Torrey	1	1	0	0.0	0	0

SCORING

PLAYER	GAMES	TD	TDR	TDP	TDRT	FG	PAT	PTS.
1. Garo Yepremian	12	0	0	0	0	12	28	64
2. Larry Csonka	12	10	9	1	0	0	0	60
3. Uwe von Schamann	10	0	0	0	0	9	32	59
4. Pete Stoyanovich	7	0	0	0	0	7	19	40
5. Jim Kick	11	6	6	0	0	0	0	36
6. Mark Duper	10	5	0	5	0	0	0	30
Tony Nathan	11	5	3	2	0	0	0	30
8. Woody Bennett	10	4	4	0	0	0	0	24
Bruce Hardy	13	4	0	4	0	0	0	24
Keith Jackson	4	4	0	4	0	0	0	24
Nat Moore	13	4	0	3	1	0	0	24
Paul Warfield	11	4	0	4	0	0	0	24
13. Mark Clayton	10	3	0	3	0	0	0	18
Dan Johnson	5	3	0	3	0	0	0	18
15. Olindo Mare	3	0	0	0	0	5	1	16
16. Jimmy Cefalo	10	2	0	2	0	0	0	12
Ron Davenport	2	2	2	0	0	0	0	12
Andra Franklin	6	2	2	0	0	0	0	12
Tony Paige	4	2	0	2	0	0	0	12
Joe Rose	11	2	0	2	0	0	0	12
21. O.J. McDuffie	6	1	0	1	0	0	0	8#
22. Fuad Reveiz	2	0	0	0	0	1	5	8
23. Karim Abdul-Jabbar	3	1	1	0	0	0	0	6
Dick Anderson	11	1	0	0	1	0	0	6
Charlie Babb	9	1	0	0	1	0	0	6
Aaron Craver	4	1	1	0	0	0	0	6
A.J. Duhe	11	1	0	0	1	0	0	6
Randal Hill	1	1	0	1	0	0	0	6
Marv Fleming	10	1	0	1	0	0	0	6
Roy Foster	12	1	0	1	0	0	0	6
Irving Fryar	3	1	0	1	0	0	0	6
Duriel Harris	7	1	0	1	0	0	0	6
Terry Kirby	1	1	1	0	0	0	0	6
Ronnie Lee	11	1	0	1	0	0	0	6
Benny Malone	3	1	1	0	0	0	0	6
Jim Mandich	11	1	0	1	0	0	0	6
Dan Marino	16	1	1	0	0	0	0	6
Tony Martin	4	1	0	1	0	0	0	6
Mercury Morris	10	1	1	0	0	0	0	6
Bernie Parmalee	7	1	1	0	0	0	0	6
Willie Richardson	1	1	0	1	0	0	0	6
Lamar Thomas	3	1	0	1	0	0	0	6
Andre Tillman	1	1	0	1	0	0	0	6
Howard Twilley	11	1	0	1	0	0	0	6
Fulton Walker	9	1	0	0	1	0	0	6
Mike Williams	4	1	0	1	0	0	0	6
Ronnie Williams	3	1	0	1	0	0	0	6
David Woodley	5	1	1	0	0	0	0	6
49. Stanley Pritchett	3	0	0	0	0	0	0	2#

- two point conversion

INTERCEPTIONS

PLAYER	GAMES	NO.	YDS.	AVG.	LG	TD
1. Dick Anderson	11	5	107	21.4	62	1
2. Jake Scott	11	4	76	19.0	55	0

	PLAYER	GAMES	NO.	YDS.	AVG.	LG	TD
	Gerald Small	7	4	42	10.5	18	0
	A.J. Duhe	11	4	36	9.0	35	1
	Glenn Blackwood	11	4	27	6.8	19	0
	Lyle Blackwood	9	4	11	2.8	8	0
7.	Curtis Johnson	11	3	43	14.3	33	0
	Troy Vincent	5	3	2	0.7	2	0
9.	J.B. Brown	7	2	56	28.0	32	0
	Nick Buoniconti	11	2	38	19.0	32	0
	Don McNeal	10	2	36	18.0	20	0
	Louis Oliver	5	2	21	10.5	21	0
	Mike Kolen	10	2	16	8.0	11	0
	Doug Swift	11	2	12	6.0	12	0
	Jarvis Williams	4	2	0	0.0	0	0
16.	William Judson	10	1	34	34.0	34	0
	Bob Matheson	12	1	29	29.0	29	0
	Gene Atkins	3	1	26	26.0	26	0
	Brock Marion	2	1	19	19.0	19	0
	Frankie Smith	2	1	14	14.0	14	0
	Bryan Cox	5	1	7	7.0	7	0
	Paul Lankford	12	1	2	2.0	2	0
	Michael Stewart	3	1	0	0.0	0	0

HONORS

ALL-NFL (FIRST TEAM)

- Dick Anderson (safety) – AP 1972-73; Writers 1972-73; NEA 1972-74; PFW 1973.
 Bob Baumhower (defensive tackle) – SN 1981; AP 1983; PFW 1983.
 Doug Betters (defensive end) – AP 1983; NEA 1983; SN 1983; Writers 1983; PFW 1983.
 Larry Csonka (fullback) – AP 1971, 1973; PFW 1972-73; Writers 1971.
 Bob Griese (quarterback) – AP 1971, 1977; Writers 1971, 1977; NEA 1971; PFW 1971, 1977.
 Duriel Harris (kick returner) – PFW 1976.
 Keith Jackson (tight end) – SN 1992.
 Bob Kuechenberg (guard) – NEA 1975; AP 1978; PFW 1978.
 Eric Laakso (tackle) – SN 1983.
- Jim Langer (center) – AP 1974-75, 1977; Writers 1974-77; NEA 1974-77; PFW 1974-77.
 - Larry Little (guard) – Writers 1971-75, 1977; AP 1971-75; PFW 1971-73, 1975; NEA 1972-73.
 - Dan Marino (quarterback) – AP 1984-86; Writers 1984-86; NEA 1984; PFW 1984-86; SN 1984-86.
 - Nat Moore (wide receiver) – AP 1977; Writers 1977.
 - Earl Morrall (quarterback) – AP 1972.
 - Tony Nathan (kick returner) – AP 1979.
 - Ed Newman (guard) – NEA 1982; AP 1984; PFW 1984.
 - John Offerdahl (linebacker) – AP 1990; Writers 1990; PFW 1990; SN 1990; NEA 1990.
 - Fuad Reveiz (kicker) – PFW 1985.
 - Reggie Roby (punter) – AP 1984; Writers 1984; NEA 1984; PFW 1984-85; SN 1984.
 - Jake Scott (safety) – Writers 1973; AP 1973-74; PFW 1972, 1974.
 - Bill Stanfill (defensive end) – AP 1972; Writers 1973; NEA 1973.
 - * Dwight Stephenson (center) – Writers 1983-87; NEA 1983-86; PFW 1983-87; AP 1984-87; SN 1984-86.
 - Pete Stoyanovich (kicker) – NEA 1991; AP 1992; SN 1992.
 - Zach Thomas (linebacker) – AP 1998.
 - Fulton Walker (kick returner) – Writers 1983; PFW 1983; SN 1983.
 - Paul Warfield (wide receiver) – AP 1971, 1973; NEA 1971-72; Writers 1971; PFW 1971.
 - Richmond Webb (tackle) – AP 1992, 1994; SN 1992, 1994; PFW 1994; Writers 1994.
 - Garo Yepremian (kicker) – Writers 1971, 1973; AP 1971, 1973; PFW 1971, 1973; NEA 1973.
 - Delvin Williams (running back) – AP 1978.
- All-NFL of the 1970s selected by Hall of Fame.
 * All-NFL of the 1980s selected by Hall of Fame.

ALL-NFL (SECOND TEAM)†

- Dick Anderson (safety) – Writers 1973.
 Bob Baumhower (defensive tackle) – AP 1979, 1981-82, 1984; NEA 1981-82.

Nick Buoniconti (linebacker) – AP 1972; Writers 1972; PFW 1973.
 Mark Clayton (wide receiver) – AP 1984.
 Larry Csonka (fullback) – AP 1972; Writers 1972; NEA 1973.
 Manny Fernandez (defensive tackle) – NEA 1973.
 Tim Foley (safety) – NEA 1979.
 Irving Fryar (wide receiver) – AP 1994.
 Keith Jackson (tight end) – AP 1992.
 Bob Kuechenberg (guard) – Writers 1975; NEA 1977-78.
 Jim Langer (center) – PFW 1973; AP 1976; NEA 1978.
 Larry Little (guard) – NEA 1975, 1978; AP 1977-78.
 Sam Madison (cornerback) – AP 1998.
 Dan Marino (quarterback) – AP 1983, 1994-95; NEA 1985-86, 1992.
 Earl Morrall (quarterback) – NEA 1972.
 Ed Newman (guard) – AP 1981-83; NEA 1981, 1983.
 John Offerdahl (linebacker) – AP 1986.
 Louis Oliver (safety) – AP 1992.
 * Reggie Roby (punter) – NEA 1985, 1991; AP 1991.
 Jake Scott (safety) – Writers 1972, 1975; AP 1972; NEA 1972-73.
 Keith Sims (guard) – AP 1994.
 Bill Stanfill (defensive end) – Writers 1974; NEA 1974; PFW 1973.
 Dwight Stephenson (center) – AP 1983.
 Pete Stoyanovich (kicker) – AP 1990; NEA 1992.
 Uwe von Schamann (kicker) – AP 1982.
 Paul Warfield (wide receiver) – AP 1972; Writers 1973; NEA 1973; PFW 1973.
 Richmond Webb (tackle) – AP 1993, 1995.
 Delvin Williams (running back) – NEA 1978.
 † Writers discontinued Second Team in 1976 * All-NFL of the 1980s selected by Hall of Fame

ALL-AFC SELECTIONS*

Dick Anderson (safety) – AP 1972-73; UPI 1972-73; SN 1972-74; PFW 1973.
 Bob Baumhower (defensive tackle) – SN 1979; PFW 1979, 1981, 1983; UPI 1981-83.
 Doug Betters (defensive end) – UPI 1983; PFW 1983.
 Nick Buoniconti (linebacker) – AP 1972.
 Mark Clayton (wide receiver) – PFW 1984; UPI 1985.
 Bryan Cox (linebacker) – UPI 1992; FN 1992.
 Larry Csonka (fullback) – PFW 1970, 1973; AP 1972-73; UPI 1971-73; SN 1971-73.
 Vern Den Herder (defensive end) – AP 1972.
 A.J. Duhe (linebacker) – UPI 1981.
 Mark Duper (wide receiver) – UPI 1984.
 Norm Evans (tackle) – AP 1973; SN 1974.
 Manny Fernandez (defensive tackle) – SN 1971.
 Roy Foster (guard) – UPI 1985-86; PFW 1986.
 Irving Fryar (wide receiver) – UPI 1994.
 Bob Griese (quarterback) – SN 1970-71, 1973; AP 1971; UPI 1971, 1977; PFW 1971, 1977.
 Duriel Harris (kick returner) – PFW 1976.
 Keith Jackson (tight end) – UPI 1992.
 Bob Kuechenberg (guard) – PFW 1974, 1978; SN 1975, 1978 (tackle).
 Jim Langer (center) – PFW 1973-77; AP 1974-76; UPI 1973-77; SN 1973-77.
 Larry Little (guard) – AP 1971-75; UPI 1971-75; SN 1971-74; PFW 1971, 1973, 1975.
 Sam Madison (cornerback) – FN 1998.
 Dan Marino (quarterback) – UPI 1983-86, 1992, 1994; FN 1992, 1994; PFW 1983-86.
 Nat Moore (wide receiver) – PFW 1977; SN 1977; UPI 1977.
 Earl Morrall (quarterback) – AP 1972; SN 1972.
 Tony Nathan (punt returner) – SN 1979.
 Ed Newman (guard) – UPI 1982-84; PFW 1984.
 John Offerdahl (linebacker) – UPI 1986, 1988, 1990; PFW 1986; FN 1990.
 Louis Oliver (safety) – UPI 1992.
 Reggie Roby (punter) – UPI 1984-85, 1991; PFW 1984-85, 1987; FN 1991.
 Jake Scott (safety) – FN 1970; AP 1971-75; UPI 1971-73, 1975; SN 1972-73, 1975; PFW 1974.
 Keith Sims (guard) – UPI 1994; FN 1994.
 Bill Stanfill (defensive end) – UPI 1971-74; AP 1972-74; SN 1972-74; PFW 1973.
 Dwight Stephenson (center) – UPI 1983-87; PFW 1983-87; FN 1983, 1986-87.
 Pete Stoyanovich (kicker) – UPI 1992.
 Fulton Walker (kick returner) – PFW 1983.
 Paul Warfield (wide receiver) – AP 1971-73; UPI 1971, 1973; SN 1970-73; PFW 1971, 1973-74.
 Richmond Webb (tackle) – UPI 1992-95; FN 1992-94.
 Delvin Williams (running back) – UPI 1978; SN 1978; PFW 1978.

Garó Yepremian (kicker) – PFW 1971, 1973; SN 1971, 1973; AP 1973.

*Only UPI, PFW and FN continue to choose All-AFC

KEY TO AWARDS

AP – Associated Press; UPI – United Press International; NEA – Newspaper Enterprise Association; SN – Sporting News; PFW – Pro Football Weekly; Writers – Pro Football Writers; FN – Football News.

PRO BOWL SELECTIONS

(Starters Capitalized)

- 1970 – RB Larry Csonka, QB Bob Griese, WR Paul Warfield.
1971 – RB LARRY CSONKA, QB BOB GRIESE, G Larry Little, RB Mercury Morris, S Jake Scott (dnp), DE Bill Stanfill, WR PAUL WARFIELD.
1972 – S Dick Anderson, LB Nick Buoniconti (dnp), RB Larry Csonka (dnp), T Norm Evans, G LARRY LITTLE, RB Mercury Morris, S JAKE SCOTT, DE Bill Stanfill (dnp), WR Paul Warfield (dnp).
1973 – S DICK ANDERSON, LB Nick Buoniconti, RB Larry Csonka (dnp), QB Bob Griese, C JIM LANGER, G LARRY LITTLE, T Wayne Moore (dnp), RB Mercury Morris (dnp), S JAKE SCOTT, DE Bill Stanfill (dnp), WR Paul Warfield (dnp), K GARO YEPREMIAN.
1974 – S DICK ANDERSON, RB Larry Csonka, T Norm Evans, QB Bob Griese, G Bob Kuechenberg, C JIM LANGER, G LARRY LITTLE, DE BILL STANFILL, S Jake Scott (dnp), WR Paul Warfield.
1975 – G BOB KUECHENBERG, C JIM LANGER, S JAKE SCOTT.
1976 – C JIM LANGER.
1977 – QB BOB GRIESE, G Bob Kuechenberg, C JIM LANGER, WR NAT MOORE.
1978 – QB Bob Griese, G Bob Kuechenberg, C Jim Langer, RB DELVIN WILLIAMS, K GARO YEPREMIAN.
1979 – DT BOB BAUMHOWER, LB Kim Bokamper, S Tim Foley.
1980 – NO SELECTIONS.
1981 – DT BOB BAUMHOWER, G Ed Newman.
1982 – DT Bob Baumhower, RB Andra Franklin, G Ed Newman (dnp), G Bob Kuechenberg*.
1983 – DT BOB BAUMHOWER, DE DOUG BETTERS, WR Mark Duper, G Bob Kuechenberg#, QB DAN MARINO (dnp), G ED NEWMAN, C DWIGHT STEPHENSON.
1984 – DT Bob Baumhower (dnp), WR Mark Clayton, LB A.J. Duhe, WR MARK DUPER, QB DAN MARINO, G ED NEWMAN, P REGGIE ROBY, C DWIGHT STEPHENSON.
1985 – WR Mark Clayton, G Roy Foster, QB DAN MARINO (dnp), C DWIGHT STEPHENSON.
1986 – WR Mark Clayton†, WR Mark Duper (dnp), G Roy Foster, QB DAN MARINO (dnp), LB JOHN OFFERDAHL, C DWIGHT STEPHENSON (dnp).
1987 – QB Dan Marino (dnp), LB John Offerdahl, C Dwight Stephenson (dnp).
1988 – WR Mark Clayton, LB JOHN OFFERDAHL (dnp), NT Brian Sochia*.
1989 – TE Ferrell Edmunds, LB JOHN OFFERDAHL, P REGGIE ROBY.
1990 – DE Jeff Cross, TE Ferrell Edmunds, LB JOHN OFFERDAHL, T Richmond Webb.
1991 – WR MARK CLAYTON, QB Dan Marino (dnp), T Richmond Webb.
1992 – LB BRYAN COX, TE KEITH JACKSON (dnp), QB DAN MARINO, T RICHMOND WEBB.
1993 – FB Keith Byars, WR Irving Fryar‡, TE Keith Jackson (dnp), G Keith Sims, T RICHMOND WEBB.
1994 – LB Bryan Cox, WR Irving Fryar, QB DAN MARINO (dnp), G KEITH SIMS, T RICHMOND WEBB.
1995 – LB Bryan Cox, QB DAN MARINO (dnp), G KEITH SIMS, T RICHMOND WEBB.
1996 – T Richmond Webb.
1997 – NO SELECTIONS.
1998 – DT TIM BOWENS (dnp).

* Replaced injured Ed Newman
‡ Replaced injured Tim Krumrie

Replaced injured John Hannah
‡ Replaced injured Webster Slaughter

† Replaced injured Mark Duper

MIAMI DOLPHINS LEADERSHIP AWARD

- | | |
|-------------------------|------------------------|
| 1989 – WR/RB Jim Jensen | 1994 – WR Irving Fryar |
| 1990 – LB Hugh Green | 1995 – QB Dan Marino |
| 1991 – LB Cliff Odom | 1996 – WR Fred Barnett |
| 1992 – LB Bryan Cox | 1997 – QB Dan Marino |
| 1993 – CB Troy Vincent | 1998 – LB Zach Thomas |

COMMUNITY SERVICE AWARD

- | | |
|--------------------------|--------------------------|
| 1987 – CB Don McNeal | 1993 – LB John Offerdahl |
| 1988 – K Fuad Reveiz | 1994 – LB Bryan Cox |
| 1989 – LB John Offerdahl | 1995 – LB Bryan Cox |

1990 - LB John Offerdahl
1991 - FB Tony Paige
1992 - S Liffort Hobley

1996 - QB Dan Marino
1997 - S Shawn Wooden
1998 - QB Dan Marino

TOMMY FITZGERALD AWARD

(outstanding rookie in training camp, 1969-94)

1969 - CB Lloyd Mumphord
1970 - LB Mike Kolen
1971 - WR Otto Stowe
1972 - S Charlie Babb
1973 - WR Bo Rather
1974 - WR Nat Moore
1975 - S Barry Hill
1976 - LB Larry Gordon
1977 - DE A.J. Duhe and
DT Bob Baumhower
1978 - CB Gerald Small
1979 - K Uwe von Schamann
1980 - CB Don McNeal
1981 - RB Tom Vigorito

1982 - LB Charles Bowser
1983 - QB Dan Marino
1984 - RB Joe Carter
1985 - RB Lorenzo Hampton
1986 - LB John Offerdahl
1987 - RB Troy Stradford
1988 - S Jarvis Williams
1989 - C Jeff Uhlenhake
1990 - T Richmond Webb
1991 - LB Bryan Cox
1992 - DE Marco Coleman
1993 - RB Terry Kirby
1994 - DT Tim Bowens

COACH OF THE YEAR

NFL

1970 - Don Shula, SN, PFW
1971 - Don Shula, FN
1972 - Don Shula, SN, PFW, FN

AFC

1971 - Don Shula, AP, UPI, PFW
1972 - Don Shula, PFW
1993 - Don Shula, FN

NFL MAN OF THE YEAR

1971 - Joe Robbie, FN
1982 - Don Shula, FN

1985 - Dwight Stephenson, NFL
1998 - Dan Marino, NFL

BERT BELL AWARD

(NFL MVP as awarded by Maxwell Club)

1977 - QB Bob Griese

1984 - QB Dan Marino

NFL DEFENSIVE PLAYER OF THE YEAR

(selected by AP)

1973 - S Dick Anderson

1983 - DE Doug Betters

ROOKIE OF THE YEAR

1977 - LB A.J. Duhe, AP, PFW (NFL Defensive), UPI, SN (AFC)
1983 - QB Dan Marino, SN
1986 - LB John Offerdahl, Old Spice NFL, PFW (NFL Defensive, co-winner)
1987 - RB Troy Stradford, AP, NFL Films (Offensive), PFW (NFL Offensive)
1990 - T Richmond Webb, UPI (AFC), PFW, SN
1992 - DE Marco Coleman, FN (NFL Defensive)
1994 - DT Tim Bowens, AP (NFL Defensive), PFW (NFL Defensive)
1996 - LB Zach Thomas, Mackey Award (AFC Defensive)
1997 - LB Derrick Rodgers, Sports Illustrated (NFL Defensive)

SUPER BOWL MVP

(selected by Sport Magazine)

1972 - S Jake Scott (Super Bowl VII)

● 1973 - FB Larry Csonka (Super Bowl VIII)

● All-Time Silver Anniversary Super Bowl Team

PRO BOWL MVP

1973 - K Garo Yepremian

NFL ALUMNI ASSOCIATION AWARDS

- 1984 – Dan Marino, NFL Quarterback of the Year
1985 – Dan Marino, NFL Quarterback of the Year
Dwight Stephenson, NFL Offensive Lineman of the Year
1986 – Dan Marino, NFL Quarterback of the Year
1998 – Zach Thomas, NFL Linebacker of the Year

NFL PLAYERS ASSOCIATION AWARDS

- 1970 – Larry Little, AFC Offensive Lineman of the Year
1971 – Bob Griese, AFC Quarterback of the Year
Larry Little, AFC Offensive Lineman of the Year
Mercury Morris, AFC Kick Returner of the Year
Garo Yepremian, AFC Kicker of the Year
1972 – Larry Little, AFC Offensive Lineman of the Year
Earl Morrall, AFC Quarterback of the Year
1977 – A.J. Duhe, AFC Defensive Rookie of the Year
Leroy Harris, AFC Offensive Rookie of the Year
1983 – Doug Betters, AFC Defensive Lineman of the Year
Dwight Stephenson, AFC Offensive Lineman of the Year
1984 – Dan Marino, AFC Most Valuable Player
Dwight Stephenson, AFC Offensive Lineman of the Year
1985 – Dwight Stephenson, AFC Offensive Lineman of the Year
1986 – Dan Marino, AFC Most Valuable Player
Dwight Stephenson, AFC Offensive Lineman of the Year
1987 – Dwight Stephenson, AFC Offensive Lineman of the Year
Troy Stradford, AFC Offensive Rookie of the Year
1992 – Richmond Webb, AFC Offensive Lineman of the Year
Marco Coleman, AFC Defensive Rookie of the Year
1993 – Richmond Webb, AFC Co-Offensive Lineman of the Year
1994 – Dan Marino, AFC Most Valuable Player; AFC Comeback Player of the Year
Richmond Webb, AFC Offensive Lineman of the Year
1996 – Zach Thomas, AFC Defensive Rookie of the Year

DOLPHINS IN FLORIDA SPORTS HALL OF FAME

- | | |
|-----------------------------------|-------------------------------|
| LB Nick Buoniconti, 1969-76 | QB George Mira, 1971 |
| RB Rick Casares, 1966 | WR Nat Moore, 1974-86 |
| FB Larry Csonka, 1968-74, 1979 | President Joe Robbie, 1966-89 |
| QB Bob Griese, 1967-80 | Head Coach Don Shula, 1970-95 |
| Owner Wayne Huizenga, 1990-98 | WR Freddie Solomon, 1975-77 |
| Head Coach Jimmy Johnson, 1996-98 | WR Paul Warfield, 1970-74 |
| G Larry Little, 1969-80 | K Garo Yepremian, 1970-78 |

AFL ALL-STAR GAME

(1966-69)

- 1966 – DE Ed Cooke, LB Tom Erlandson, CB Jimmy Warren, S Willie West
1967 – LB John Bramlett, WR Jack Clancy, QB Bob Griese, CB Dick Westmoreland
1968 – QB Bob Griese, RB Jim Kiick, WR Karl Noonan
1969 – George Wilson (coach), LB Nick Buoniconti, C Tom Goode, RB Jim Kiick, G Larry Little, DE Bill Stanfill

COLLEGE ALL-STAR GAME, CHICAGO

- 1966 – LB Frank Emanuel, Tennessee
1967 – WR Jack Clancy, Michigan; QB Bob Griese, Purdue; T Jim Riley, Oklahoma
1968 – TE Jim Cox, Miami (Fla.); RB Larry Csonka, Syracuse (MVP); RB Jim Kiick, Wyoming
1969 – DT Bob Heinz, Pacific; DE Bill Stanfill, Georgia
1970 – none selected
1971 – CB Ron Dickerson, Kansas State
1972 – DT Mike Kadish, Notre Dame
1973 – Dolphins 14, All-Stars 3
1974 – DE Don Reese, Jackson State; RB Benny Malone, Arizona State; CB Jeris White, Hawaii;
Game cancelled during players' strike
1975 – T Darryl Carlton, Tampa; QB/WR Freddie Solomon, Tampa; RB Stan Winfrey, Arkansas State
1976 – LB Kim Bokamper, San Jose State; LB Larry Gordon, Arizona State; WR Duriel Harris, New Mexico State

THIRD DOWN AWARD

(most valuable, NEA, voted by players)

1966 - S Willie West	1973 - LB Nick Buoniconti
1967 - C Tom Goode	1974 - QB Bob Griese
1968 - QB Bob Griese	1975 - QB Bob Griese
1969 - LB Nick Buoniconti	1976 - WR Nat Moore
1970 - WR Paul Warfield	1977 - WR Nat Moore
1971 - FB Larry Csonka	1978 - RB Delvin Williams
1972 - FB Larry Csonka	1979 - DE Vern Den Herder

(Discontinued in 1980)

NFL'S UNSUNG PLAYER

1973- DE Manny Fernandez

DOLPHIN HONOR ROLL

Sept. 16, 1990 - Founder Joe Robbie (1966-89)
Nov. 19, 1990 - FB Larry Csonka (1968-74, 1979)
Nov. 19, 1990 - QB Bob Griese (1967-80)
Nov. 19, 1990 - C Jim Langer (1970-79)
Nov. 19, 1990 - WR Paul Warfield (1970-74)
Nov. 18, 1991 - LB Nick Buoniconti (1969-76)
Nov. 16, 1992 - 1972 Undefeated Team
Dec. 13, 1993 - G Larry Little (1969-80)
Dec. 12, 1994 - C Dwight Stephenson (1980-87)
Dec. 11, 1995 - G Bob Kuechenberg (1970-84)
Nov. 25, 1996 - Head Coach Don Shula (1970-95)

SILVER ANNIVERSARY TEAM


(selected by fans)

QB Bob Griese (1967-80)	DE Vern Den Herder (1971-81)
RB Mercury Morris (1969-75)	DE Doug Betters (1978-87)
FB Larry Csonka (1968-74, 1979)	NT Manny Fernandez (1968-75)
WR Paul Warfield (1970-74)	LB Bob Brudzinski (1981-89)
WR Mark Clayton (1983-92)	LB Larry Gordon (1976-82)
TE Bruce Hardy (1978-89)	LB John Offerdahl (1986-93)
G Bob Kuechenberg (1970-84)	LB Nick Buoniconti (1969-76)
G Larry Little (1969-80)	CB Tim Foley (1970-80)
T Norm Evans (1966-75)	CB Don McNeal (1980-89)
T Jon Giesler (1979-88)	S Dick Anderson (1968-77)
C Dwight Stephenson (1980-87)	S Jake Scott (1970-75)
K Garo Yepremian (1970-78)	P Reggie Roby (1983-92)

(Greatest Game - San Diego 41 at Miami 38 (OT) on Jan. 2, 1982)

SPORTS ILLUSTRATED SPORTSMAN OF THE YEAR

1993 - Don Shula



DOLPHIN FACT

In the 33-year history of the franchise, the Dolphins have had four dual 100-yard rushing games. Two of the dual 100-yard games were accounted for by the tandem of Larry Csonka and Jim Kiick (both in 1971). The most recent game in which the Dolphins had two runners surpass the 100-yard mark occurred on October 5, 1975 at Green Bay when Mercury Morris rushed for 125 yards on 31 attempts, while Don Nottingham ran for 102 yards and three touchdowns on 21 carries.

PLAYERS OF THE WEEK AND MONTH

Offensive/Defensive Player of the Week (1984-98)
 Special Teams Player of the Week (1993-98)
 Offensive/Defensive Player of the Month (1988-98)

1984

Player of the Week (4)

QB Dan Marino (Week 1 at Washington) – Offense
 QB Dan Marino (Week 5 at St. Louis) – Offense
 QB Dan Marino (Week 14 vs. L.A. Raiders) – Offense
 WR Mark Clayton (Week 16 vs. Dallas) – Offense

1985

Player of the Week (3)

QB Dan Marino (Week 4 at Denver) – Offense
 QB Dan Marino (Week 14 at Green Bay) – Offense
 S Glenn Blackwood (Week 15 vs. Buffalo) – Defense

1986

Player of the Week (2)

LB John Offerdahl (Week 8 at Indianapolis) – Defense
 QB Dan Marino (Week 15 at L.A. Rams) – Offense

Player of the Month (1)

QB Dan Marino (November) – Offense

1987

Player of the Week (2)

RB Troy Stradford (Week 11 at Dallas) – Offense
 WR Mark Duper (Week 15 vs. Washington) – Offense

1988

Player of the Week (3)

LB Mark Brown (Week 5 vs. Minnesota) – Defense
 QB Dan Marino (Week 7 vs. San Diego) – Offense
 QB Dan Marino (Week 15 vs. Cleveland) – Offense

Player of the Month (1)

QB Dan Marino (October) – Offense

1989

Player of the Week (3)

QB Dan Marino (Week 2 at New England) – Offense
 S Louis Oliver (Week 5 vs. Cleveland) – Defense
 QB Dan Marino (Week 10 at N.Y. Jets) – Offense

1990

Player of the Week (3)

RB Sammie Smith (Week 1 at New England) – Offense
 QB Dan Marino (Week 14 vs. Philadelphia) – Offense
 QB Dan Marino (AFC First-Round Playoff Game vs. Kansas City) – Offense (NFL)

Player of the Month (1)

LB John Offerdahl & DE Jeff Cross (October) – Defense

1991

Player of the Week (1)

QB Dan Marino (Week 15 vs. Cincinnati) – Offense

1992

Player of the Week (3)

LB Bryan Cox (Week 4 at Seattle) – Defense
 S Louis Oliver (Week 5 at Buffalo) – Defense
 CB Troy Vincent (AFC Divisional Playoff Game vs. San Diego) – Defense (NFL)

Player of the Month (1)

LB Bryan Cox (September) – Defense

1993

Player of the Week (4)

QB Dan Marino (Week 4 at Buffalo) – Offense
 QB Scott Mitchell (Week 6 at Cleveland) – Offense
 QB Scott Mitchell (Week 9 vs. Kansas City) – Offense
 P Dale Hatcher (Week 12 vs. New England) – Special Teams

Player of the Month (1)

QB Scott Mitchell (October) – Offense

1994

Player of the Week (5)

QB Dan Marino (Week 1 vs. New England) – Offense
 K Pete Stoyanovich (Week 9 at New England) – Special Teams
 WR Mark Ingram (Week 13 at N.Y. Jets) – Offense
 RB Bernie Parmalee (Week 15 vs. Kansas City) – Offense
 QB Dan Marino (AFC First-Round Playoff Game vs. Kansas City) – Offense (NFL)

1995

Player of the Week (2)

QB Dan Marino (Week 14 vs. Atlanta) – Offense
 CB Terrell Buckley (Week 17 at St. Louis) – Defense

1996

Player of the Week (2)

RB Karim Abdul-Jabbar (Week 1 vs. New England) – Offense

K Joe Nedney (Week 16 vs. Buffalo) – Special Teams

Rookie of the Month (1)

LB Zach Thomas (October) – Defense

1997

Player of the Week (3)

S Shawn Wooden (Week 1 vs. Indianapolis) – Defense
 LB Derrick Rodgers (Week 7 at N.Y. Jets) – Defense
 CB Terrell Buckley (Week 15 vs. Detroit) – Defense

1998

Player of the Week (2)

LB Robert Jones (Week 11 at Carolina) – Defense
 QB Dan Marino (Week 16 vs. Denver) – Offense

Player of the Month (2)

LB Zach Thomas (September) – Defense

LB Robert Jones (December) – Defense

LEAGUE LEADERS

INDIVIDUAL

POINTS

Year	Player	Total
1971	Garo Yepremian	117
1992	Pete Stoyanovich	124

TOTAL TOUCHDOWNS

Year	Player	Total
1984	Mark Clayton	18
	(tied, Marcus Allen of L.A. Raiders)	
1997	Karim Abdul-Jabbar	16

RUSHING TOUCHDOWNS

Year	Player	Total
1972	Mercury Morris	12
1997	Karim Abdul-Jabbar	15
	(tied, Terrell Davis of Denver)	

RECEIVING TOUCHDOWNS

Year	Player	Total
1971	Paul Warfield	11
1977	Nat Moore	12
1984	Mark Clayton	18
1988	Mark Clayton	14

FIELD GOALS

Year	Player	Total
1991	Pete Stoyanovich	31
	(tied, Chip Lohmiller of Washington)	
1992	Pete Stoyanovich	30
	(tied, Chip Lohmiller of Washington)	

QUARTERBACK RATING

Year	Player	Total
1977	Bob Griese	88.0
1984	Dan Marino	108.9

PASSING YARDS

Year	Player	Total
1984	Dan Marino	5,084*
1985	Dan Marino	4,137
1986	Dan Marino	4,746
1988	Dan Marino	4,434
1992	Dan Marino	4,116

TOUCHDOWN PASSES

Year	Player	Total
1977	Bob Griese	22
1984	Dan Marino	48*
1985	Dan Marino	30
1986	Dan Marino	44

PASS COMPLETIONS

Year	Player	Total
1984	Dan Marino	362
1985	Dan Marino	336
1986	Dan Marino	378
1988	Dan Marino	354
1992	Dan Marino	330

PASS ATTEMPTS

Year	Player	Total
1984	Dan Marino	564
1986	Dan Marino	623
1988	Dan Marino	606
1992	Dan Marino	554

RECEPTIONS

Year	Player	Total
1998	O.J. McDuffie	90

PUNTING

Year	Player	Total
1991	Reggie Roby	45.7
1996	John Kidd	46.3

INTERCEPTIONS

Year	Player	Total
1967	Dick Westmoreland	10
1973	Dick Anderson	8

KICKOFF RETURNS

Year	Player	Total
1976	Duriel Harris	32.9
1983	Fulton Walker	26.7

TEAM

MOST POINTS SCORED

Year	Total
1972	385
1984	513
1986	430

FEWEST POINTS ALLOWED

Year	Total
1972	171
1973	150
1983	250
1998	265

MOST TOTAL YARDS

Year	Total
1972	5036
1984	6936*
1994	6078

FEWEST TOTAL YARDS ALLOWED

Year	Total
1972	2312
1983	3297

MOST RUSHING YARDS

Year	Total
1971	2429
1972	2960

MOST PASSING YARDS	
Year	Total
1984	5018*
1986	4779
1987	3876
1988	4516
1993	4353

FEWEST PASSING YARDS ALLOWED	
Year	Total
1972	1290
1982	1027

*NFL record

DOLPHINS ANNUAL PERFORMANCE AWARDS

(selected by South Florida media; presented at annual awards dinner)

MOST VALUABLE PLAYER

- 1966 – RB Joe Auer
- 1967 – QB Bob Griese
- 1968 – QB Bob Griese
- 1969 – LB Nick Buoniconti
- 1970 – QB Bob Griese, WR Paul Warfield
- 1971 – QB Bob Griese
- 1972 – QB Earl Morrall
- 1973 – FB Larry Csonka
- 1974 – QB Bob Griese
- 1975 – C Jim Langer
- 1976 – LB Steve Towle
- 1977 – QB Bob Griese
- 1978 – RB Delvin Williams
- 1979 – FB Larry Csonka
- 1980 – QB David Woodley
- 1981 – RB Tony Nathan
- 1982 – FB Andra Franklin
- 1983 – QB Dan Marino
- 1984 – QB Dan Marino
- 1985 – QB Dan Marino
- 1986 – QB Dan Marino
- 1987 – QB Dan Marino
- 1988 – QB Dan Marino
- 1989 – QB Dan Marino
- 1990 – QB Dan Marino
- 1991 – QB Dan Marino
- 1992 – QB Dan Marino
- 1993 – FB Keith Byars
- 1994 – QB Dan Marino
- 1995 – QB Dan Marino
- 1996 – LB Zach Thomas
- 1997 – WR O.J. McDuffie
- 1998 – WR O.J. McDuffie

NEWCOMER OF THE YEAR

- 1996 – LB Zach Thomas
- 1997 – DE Jason Taylor
- 1998 – LB Robert Jones

OUTSTANDING OFFENSIVE BACK

- (1966-95)
- 1966 – RB Joe Auer
- 1967 – QB Bob Griese

- 1968 – WR Karl Noonan
- 1969 – RB Jim Kiick
- 1970 – FB Larry Csonka, RB Jim Kiick
- 1971 – FB Larry Csonka
- 1972 – FB Larry Csonka
- 1973 – FB Larry Csonka
- 1974 – FB Larry Csonka
- 1975 – FB Don Nottinghamham, FB Norm Bulaich
- 1976 – QB Bob Griese
- 1977 – QB Bob Griese
- 1978 – RB Delvin Williams
- 1979 – FB Larry Csonka
- 1980 – QB David Woodley
- 1981 – RB Tony Nathan
- 1982 – FB Andra Franklin
- 1983 – QB Dan Marino
- 1984 – QB Dan Marino
- 1985 – QB Dan Marino
- 1986 – QB Dan Marino
- 1987 – QB Dan Marino
- 1988 – QB Dan Marino
- 1989 – QB Dan Marino
- 1990 – QB Dan Marino
- 1991 – RB Mark Higgs
- 1992 – QB Dan Marino
- 1993 – FB Keith Byars
- 1994 – QB Dan Marino
- 1995 – RB Bernie Parmalee

OUTSTANDING RECEIVER

- (1971-95)
- 1971 – Paul Warfield
- 1972 – Paul Warfield
- 1973 – Paul Warfield
- 1974 – Nat Moore
- 1975 – Nat Moore
- 1976 – Nat Moore
- 1977 – Nat Moore
- 1978 – Nat Moore
- 1979 – Nat Moore
- 1980 – Durriel Harris
- 1981 – Durriel Harris
- 1982 – Durriel Harris
- 1983 – Mark Duper
- 1984 – Mark Clayton
- 1985 – Mark Clayton
- 1986 – Mark Duper
- 1987 – Mark Clayton

1988 - Mark Clayton
1989 - Mark Clayton
1990 - Mark Duper
1991 - Mark Clayton
1992 - Keith Jackson (TE)
1993 - Irving Fryar
1994 - Irving Fryar
1995 - O.J. McDuffie

**OUTSTANDING OFFENSIVE
LINEMAN**

(1966-95)

1966 - C Tom Goode
1967 - T Norm Evans
1968 - T Norm Evans
1969 - C Tom Goode
1970 - G Larry Little
1971 - G Larry Little
1972 - G Larry Little
1973 - C Jim Langer
1974 - C Jim Langer
1975 - C Jim Langer
1976 - C Jim Langer
1977 - C Jim Langer
1978 - G Bob Kuechenberg
1979 - G Bob Kuechenberg
1980 - G Ed Newman
1981 - G Ed Newman
1982 - C Dwight Stephenson
1983 - C Dwight Stephenson
1984 - C Dwight Stephenson
1985 - C Dwight Stephenson
1986 - C Dwight Stephenson
1987 - C Dwight Stephenson
1988 - T Ronnie Lee
1989 - T Jeff Dellenbach
1990 - T Richmond Webb
1991 - T Richmond Webb
1992 - T Richmond Webb
1993 - T Richmond Webb
1994 - T Richmond Webb
1995 - T Richmond Webb

OUTSTANDING DEFENSIVE BACK

(1966-95)

1966 - S Willie West
1967 - CB Jimmy Warren
1968 - CB Jimmy Warren
1969 - to linebacker
1970 - to linebacker
1971 - S Jake Scott
1972 - S Dick Anderson
1973 - S Dick Anderson
1974 - CB Curtis Johnson
1975 - CB Curtis Johnson
1976 - S Charlie Babb
1977 - S Tim Foley
1978 - S Tim Foley
1979 - S Tim Foley
1980 - CB Don McNeal
1981 - S Glenn Blackwood
1982 - CB Don McNeal
1983 - CB William Judson
1984 - CB William Judson
1985 - CB William Judson
1986 - CB William Judson

1987 - CB Paul Lankford
1988 - S Jarvis Williams
1989 - S Jarvis Williams
1990 - S Jarvis Williams
1991 - S Louis Oliver
1992 - S Louis Oliver
1993 - CB Troy Vincent
1994 - CB Troy Vincent
1995 - CB Troy Vincent

OUTSTANDING LINEBACKER

(1969-95)

1969 - Ed Weisacosky
1970 - Nick Buoniconti
1971 - Nick Buoniconti
1972 - Nick Buoniconti
1973 - Nick Buoniconti
1974 - Nick Buoniconti
1975 - Bob Matheson
1976 - Steve Towle
1977 - Steve Towle
1978 - Larry Gordon
1979 - Larry Gordon
1980 - Kim Bokamper
1981 - Earnie Rhone
1982 - A.J. Duhe
1983 - Bob Brudzinski
1984 - Bob Brudzinski
1985 - Hugh Green
1986 - John Offerdahl
1987 - John Offerdahl
1988 - John Offerdahl
1989 - Barry Krauss
1990 - John Offerdahl
1991 - Bryan Cox
1992 - Bryan Cox
1993 - Bryan Cox
1994 - Bryan Cox
1995 - Bryan Cox

**OUTSTANDING DEFENSIVE
LINEMAN**

(1966-95)

1966 - DE Ed Cooke
1967 - DT Ray Jacobs
1968 - DT Manny Fernandez
1969 - DT Manny Fernandez
1970 - DT Manny Fernandez
1971 - DT Manny Fernandez
1972 - DT Manny Fernandez
1973 - DT Manny Fernandez
1974 - DE Vern Den Herder
1975 - DE Vern Den Herder
1976 - DE Vern Den Herder
1977 - DE A.J. Duhe,
DT Bob Baumhower
1978 - DE Vern Den Herder
1979 - DE Vern Den Herder
1980 - DT Bob Baumhower
1981 - DT Bob Baumhower
1982 - DT Bob Baumhower
1983 - DE Doug Betters
1984 - DE Doug Betters
1985 - DT Mike Charles
1986 - DE T.J. Turner
1987 - DE John Bosa

1988 – DT Brian Sochia
 1989 – DE Jeff Cross
 1990 – DE Jeff Cross
 1991 – DE Jeff Cross
 1992 – DE Marco Coleman
 1993 – DE Jeff Cross
 1994 – DT Tim Bowens
 1995 – DE Marco Coleman

ROOKIE OF THE YEAR

(1966-95)


1966 – LB Frank Emanuel
 1967 – WR Jack Clancy
 1968 – RB Jim Klück
 1969 – DE Bill Stanfill
 1970 – S Jake Scott
 1971 – none
 1972 – none
 1973 – none
 1974 – WR Nat Moore
 1975 – LB Steve Towle
 1976 – WR Duriel Harris
 1977 – CB Norris Thomas
 1978 – CB Gerald Small
 1979 – K Uwe von Schamann
 1980 – QB David Woodley
 1981 – FB Andra Franklin
 1982 – LB Charles Bowser
 1983 – QB Dan Marino
 1984 – LB Jay Brophy
 1985 – K Fuad Reveiz
 1986 – LB John Offerdahl
 1987 – RB Troy Stradford
 1988 – S Jarvis Williams
 1989 – S Louis Oliver
 1990 – T Richmond Webb
 1991 – LB Bryan Cox

1992 – DE Marco Coleman
 1993 – RB Terry Kirby
 1994 – DT Tim Bowens
 1995 – T Billy Milner

OUTSTANDING SPECIAL TEAMS PLAYER (WIOD)


(1972-95)

1972 – CB Lloyd Mumphord
 1973 – LB Bruce Bannon
 1974 – FB Don Nottingham
 1975 – S Barry Hill
 1976 – KR Freddie Solomon
 1977 – G Ed Newman
 1978 – CB Charles Cornelius,
 P George Roberts
 1979 – RB Tony Nathan
 1980 – S Don Bessillieu
 1981 – RB Tom Vigorito
 1982 – K Uwe von Schamann
 1983 – CB Robert Sowell
 1984 – P Reggie Roby
 1985 – TE Bruce Hardy
 1986 – CB Reyna Thompson
 1987 – S Liffort Hogley
 1988 – WR/RB Jim Jensen
 1989 – K Pete Stoyanovich
 1990 – CB Kerry Glenn
 1991 – P Reggie Roby
 K Pete Stoyanovich
 1992 – K Pete Stoyanovich
 1993 – WR O.J. McDuffie
 1994 – CB Sean Hill
 1995 – CB Sean Hill



DOLPHIN FACT


In home openers, Miami is 26-6-1 (.803). In road openers, the Dolphins are 18-14-1 (.561). In addition, the Dolphins own a 25-4 (.862) record in home openers since the 1970 merger of the National and American Football Leagues, which is the best of any NFL club over that time span, ahead of the Raiders (23-5-1, .810) and Broncos (also 23-5-1).



DOLPHIN FACT

Jimmy Johnson was named General Manager/Head Coach of the Miami Dolphins on January 11, 1996, and became the third coach in club history, joining George Wilson (1966-69) and Don Shula (1970-95). Excluding the NFL's two newest expansion teams, the Dolphins have had the NFL's low total of three head coaches in the history of their club.

DOLPHINS IN THE HALL OF FAME



DON SHULA

Head Coach (1970-95)
Vice Chairman (1996-99)

Born: 1/4/30

College: John Carroll '51

Player: 1951-57 • **Assistant Coach:** 1960-62

Head Coach: 1963-95 • **Year Inducted:** 1997

On July 26, 1997, Don Shula capped an illustrious career when he was inducted into the Pro Football Hall of Fame in Canton, Ohio, following his election into that shrine on January 25, 1997, his first year of eligibility. Shula's unanimous election to the Hall was the ultimate honor in a career full of record-setting accomplishments.

Starting with the 1996 season, Shula has served as Vice-Chairman of the Miami Dolphins, having been named to that position on January 5, 1996. This year marks his 30th season with the Dolphins, a tenure that started when he was named Head Coach of the club in 1970.

Shula's record as head coach of the Dolphins (1970-95) and before that as head coach of the Baltimore Colts (1963-69) is unmatched in National Football League history. In 1995 he concluded his 33rd season as an NFL head coach and his 26th season as head coach of the Dolphins. He owns a career record of 347-173-6 (.665), including a regular season mark of 328-156-6 (.676), and is the winningest coach in NFL history. On November 14, 1993 in Philadelphia, when the Dolphins defeated the Philadelphia Eagles 19-14, Shula won his 325th career game, moving him past the immortal George Halas (324-151-31) and setting an NFL record for most career victories, a mark once thought to be unreachable. Shula's 328 regular season wins also is an NFL record, surpassing Halas' former NFL mark of 318 regular season victories. Shula and Halas are the only NFL coaches to win 300 or more career games, as Shula recorded his 300th career win on September 22, 1991, with a 16-13 triumph over Green Bay in just his 29th year as an NFL head coach, as compared to 36 seasons for Halas to accomplish that feat.

In addition, Shula won Super Bowl titles in 1972 and 1973, one of only five coaches in NFL history to win consecutive Super Bowls. His 1972 team went 17-0, recording the only undefeated season in NFL annals. He has appeared in more Super Bowls (six) than any other coach, and is one of only two coaches (along with Buffalo's Marv Levy) to reach the Super Bowl three straight seasons (1971-73). He also advanced to the Super Bowl with the Dolphins in 1982 and 1984, as well as in 1968 as head coach of the Colts.

A remarkable 20 times in 33 seasons, Shula's teams reached the playoffs. His teams won at least ten games 21 times in those 33 years, and he suffered only two losing seasons (1976, 1988) in that span. He averaged more than ten wins per season in his career (347 wins in 33 years as a head coach), and he was the youngest coach to win 100, 200 and 300 games each.

During Shula's tenure with the Dolphins, from the time he replaced George Wilson on February 18, 1970 to become the franchise's second-ever head coach through his final season in 1995, his winning percentage of .658 (257-133-2) during that time was the best record in all of professional sports. The Dolphins either won or shared first place in the AFC East 15 times in the 26 years under Shula, and reached the playoffs 16 times. His ultimate achievement was the NFL's only unbeaten, untied record of 17-0 in 1972, capped by a 14-7 win over the Washington Redskins in Super Bowl VII. He won a second consecutive Super Bowl title in 1973, defeating the Minnesota Vikings 24-7 in Super Bowl VIII, and compiled an overall record of 32-2 in those back-to-back seasons, a two-year mark that has yet to be surpassed.

Before joining the Dolphins, Shula spent seven years (1963-69) as head coach of the Baltimore Colts. In that span he compiled a record of 73-26-4 (.728) and advanced to the

playoffs four times, including two appearances in the NFL Championship Game, in 1964 and 1968 after 12-2 and 13-1 campaigns, respectively. He was the youngest head coach (33 years old) in the history of the NFL when he was named the Colts' head coach in 1963.

Shula succeeded Weeb Ewbank as head coach in Baltimore after serving three years (1960-62) as defensive coordinator of the Detroit Lions, with the team going 26-13-1 in that period. Shula entered the coaching ranks with an assistant's job at Virginia (1958) and Kentucky (1959) before joining the Lions.

Shula broke into the NFL as the lone rookie on Coach Paul Brown's defending NFL champion Cleveland Browns in 1951. He was involved in the largest trade in modern NFL history, a 15-player deal with Baltimore in 1953, and Shula played four seasons with the Colts (1953-56) and one season at Washington (1957) at right cornerback. He had 21 career interceptions for 247 yards in seven seasons. In college, he was a running back at John Carroll University in Cleveland, and in 1950 he gained 125 yards when the Blue Streaks upset Syracuse, 21-15.

Shula also contributed to the growth of the NFL off the field by serving from 1975 through 1995 (including the last two years in that span as co-chairman along with George Young of the New York Giants) on the league's influential Competition Committee, which evaluates and recommends changes in playing rules as well as regulations designed to improve the safety of playing conditions.

In addition to his own election to the Pro Football Hall of Fame, Shula was further honored by being selected to present five other members for induction into the Hall (Larry Csonka, Bob Griese, Jim Langer, Larry Little, and Dwight Stephenson), including two (Csonka and Langer) in the same day.

Along with his football responsibilities, Shula always has given considerable time, plus financial and emotional support, to many area charities. The Don Shula Foundation, formed primarily to assist breast cancer research, was established as a tribute to his late wife, Dorothy. Shula also has been active in the American Cancer Society, March of Dimes, American Red Cross, the United Way, and Catholic Charities.

A member of the Class of 1951 at John Carroll, Shula helps fund a \$1 million chair in the University's Department of Philosophy. On May 17, 1994, John Carroll University showed its appreciation for Shula's support of the school by naming its athletic complex the Don Shula Sports Center. Shula also has received honorary doctorate degrees from John Carroll, St. Thomas University, the University of Miami, and Florida Atlantic University.

Because of his success on the football field and his long-time civic and charitable service, Shula has received countless prestigious awards recognizing his contributions, including the 1993 Sports Illustrated Sportsman of the Year Award and the 1994 Horatio Alger Award. In addition, along with Ken Blanchard, in 1995 Shula co-authored "Everyone's A Coach," a highly acclaimed book that outlines the application of their managerial philosophies for business and personal success. Shula personifies those business principles himself, serving as an equity partner in two highly successful enterprises, Don Shula's Hotel and Golf Club along with Don Shula's Steakhouse, Inc.

Shula's oldest son David, 40, and his wife Leslie have three sons, Danny, Christopher, and Matthew. David served as the Head Coach of the Cincinnati Bengals from 1992-96, and when Don Shula's Dolphins played Dave Shula's Bengals on October 2, 1994 in Cincinnati's Riverfront Stadium, it marked the first time ever in professional sports that a father and son faced each other as head coaches. Dave currently is Executive Vice President of Don Shula Steakhouse, Inc.

Shula's other son Mike, 34, was named as the offensive coordinator of the Tampa Bay Buccaneers in 1996 after spending the three previous seasons as tight ends coach of the Chicago Bears.

Mike and Dave Shula presented their father for induction into the Pro Football Hall of Fame in 1997, becoming the first pair ever to present a Hall of Famer for induction.

Shula's oldest daughter, Donna, has three children, Alex, Lindsey, and Tyler, and is married to Steve Cohen. Another daughter, Sharon, currently serves as the Director of Development of the Don Shula Foundation. Youngest daughter Annie lives in the Miami area.

Shula and his wife, Mary Anne, reside in Miami and continue to be very active in charitable and community affairs. They were married on October 16, 1993, and their family together now includes eight children and nine grandchildren.

SHULA'S 33-YEAR RECORD

YEAR	TEAM	W	L	T	PCT.	FINISH
1963	Baltimore	8	6	0	.571	3rd, NFL West Conf.
1964*	Baltimore	12	2	0	.857	1st, NFL West Conf.
1965	Baltimore	10	3	1	.750	T-1st, NFL West Conf.
1966	Baltimore	9	5	0	.643	2nd, NFL West Conf.
1967	Baltimore	11	1	2	.857	T-1st, NFL Coastal
1968*	Baltimore	13	1	0	.929	1st, NFL Coastal
1969	Baltimore	8	5	1	.607	2nd, NFL Coastal
1970	Miami	10	4	0	.714	2nd, AFC East
1971*	Miami	10	3	1	.750	1st, AFC East
1972**	Miami	14	0	0	1.000	1st, AFC East
1973**	Miami	12	2	0	.857	1st, AFC East
1974	Miami	11	3	0	.786	1st, AFC East
1975	Miami	10	4	0	.714	T-1st, AFC East
1976	Miami	6	8	0	.429	3rd, AFC East
1977	Miami	10	4	0	.714	T-1st, AFC East
1978	Miami	11	5	0	.688	T-1st, AFC East
1979	Miami	10	6	0	.625	1st, AFC East
1980	Miami	8	8	0	.500	3rd, AFC East
1981	Miami	11	4	1	.719	1st, AFC East
1982*	Miami	7	2	0	.777	1st, AFC East
1983	Miami	12	4	0	.750	1st, AFC East
1984*	Miami	14	2	0	.875	1st, AFC East
1985	Miami	12	4	0	.750	1st, AFC East
1986	Miami	8	8	0	.500	3rd, AFC East
1987	Miami	8	7	0	.533	T-2nd, AFC East
1988	Miami	6	10	0	.375	5th, AFC East
1989	Miami	8	8	0	.500	T-2nd, AFC East
1990	Miami	12	4	0	.750	2nd, AFC East
1991	Miami	8	8	0	.500	T-2nd, AFC East
1992	Miami	11	5	0	.688	1st, AFC East
1993	Miami	9	7	0	.563	2nd, AFC East
1994	Miami	10	6	0	.625	1st, AFC East
1995	Miami	9	7	0	.563	T-2nd, AFC East

*NFL runner-up

**NFL Champion

	REGULAR SEASON				ALL GAMES			
	W	L	T	PCT.	W	L	T	PCT.
Baltimore Totals	71	23	4	.745	73	26	4	.728
Miami Totals	257	133	2	.658	274	147	2	.650
33-YEAR TOTALS	328	156	6	.676	347	173	6	.665

NFL'S TOP 20 COACHES

(based on career wins)

COACH	YEARS	TEAMS	REGULAR SEASON				CAREER			
			W	L	T	PCT.	W	L	T	PCT.
DON SHULA	33	COLTS, DOLPHINS	328	156	6	.676	347	173	6	.665
George Halas	40	Bears	318	148	31	.671	324	151	31	.671
Tom Landry	29	Cowboys	250	162	6	.605	270	178	6	.601
Curley Lambeau	33	Packers, Cardinals Redskins	226	132	22	.623	229	134	22	.623
Chuck Noll	23	Steelers	193	148	1	.563	209	156	1	.572
Chuck Knox	22	Rams, Bills, Seahawks	186	147	1	.558	193	158	1	.550
Dan Reeves	18	Broncos, Giants, Falcons	162	117	1	.580	172	125	1	.579
Paul Brown	21	Browns, Bengals	166	100	6	.621	170	108	6	.609

COACH	YEARS	TEAMS	REGULAR SEASON				CAREER			
			W	L	T	PCT.	W	L	T	PCT.
Bud Grant	18	Vikings	158	96	5	.620	168	108	5	.607
Marv Levy	17	Chiefs, Bills	143	113	0	.558	154	120	0	.562
Steve Owen	23	Giants	151	100	17	.595	153	108	17	.581
Bill Parcells	14	Giants, Patriots, Jets	130	92	1	.585	141	98	1	.590
M. Schottenheimer	15	Browns, Chiefs	145	85	1	.630	150	96	1	.6090
Joe Gibbs	12	Redskins	124	60	0	.674	140	65	0	.683
Hank Stram	17	Chiefs, Saints	131	97	10	.571	136	100	10	.573
Weeb Ewbank	20	Colts, Jets	130	129	7	.502	134	130	7	.507
Mike Ditka	13	Bears, Saints	118	82	0	.590	124	88	0	.585
Sid Gillman	18	Rams, Chargers, Oilers	122	99	7	.550	123	104	7	.541
George Allen	12	Rams, Redskins	116	47	5	.705	118	54	5	.681
Don Coryell	14	Cardinals, Chargers	111	83	1	.572	114	89	1	.569
John Madden	10	Raiders	103	32	7	.750	112	39	7	.731

SHULA'S MILESTONES

Don Shula passed the immortal George Halas to become the winningest coach in NFL history when he registered victory number 325 in Miami's 19-14 win at Philadelphia on November 14, 1993. Shula concluded coaching with a career record of 347-173-6 (.665). On December 25, 1994, in Miami's 27-20 win over Detroit, Shula won the 319th regular season game of his career and broke the NFL record for most regular season coaching wins by Halas (318 wins). Shula owned a 328-156-6 (.676) regular season record. In 1991, Shula joined Halas (324 wins) as the only NFL coaches with 300 or more career wins. Shula accomplished his milestone 300th career win with a 16-13 triumph over the Green Bay Packers on September 22, 1991. Shula won the 300th regular-season game of his coaching career with a 16-13 overtime win at New England on December 27, 1992.

Shula added another historic career milestone in Miami's 30-7 win over the Buffalo Bills on September 16, 1990, as he recorded his 200th regular season victory since joining the Dolphins in 1970. Shula joined Hall of Fame coaches Curley Lambeau (Green Bay), George Halas (Chicago) and Tom Landry (Dallas) as the only NFL coaches to earn 200 or more regular season wins with one NFL club.

CAREER NFL WINS

CAREER WIN NO.	OPPONENT	SCORE	DATE	OPPOSING HEAD COACH
1	at San Francisco	20-14	9/22/63	Red Hickey
50	New Orleans	30-10	12/10/67	Tom Fears
100	San Diego	24-10	10/15/72	Harland Svare
150	N.Y. Jets	16-0	9/26/76	Lou Holtz
200	at New England	30-27 (OT)	11/8/81	Ron Erhardt
250	at Buffalo	23-14	11/24/85	Hank Bullough
300	Green Bay	16-13	9/22/91	Lindy Infante
324	Kansas City	30-10	10/31/93	Marty Schottenheimer
325	at Philadelphia	19-14	11/14/93	Rich Kotite
347	at St. Louis	41-22	12/24/95	Rich Brooks

REGULAR-SEASON NFL WINS


REGULAR SEASON WIN NO.	OPPONENT	SCORE	DATE	OPPOSING HEAD COACH
1	at San Francisco	20-14	9/22/63	Red Hickey
50	New Orleans	30-10	12/10/67	Tom Fears
100	New England	52-0	11/12/72	Phil Bengtson
150	at N.Y. Jets	14-10	11/6/77	Walt Michaels
200	Buffalo	27-10	12/27/82	Chuck Knox
250	Pittsburgh	35-24	11/1/87	Chuck Noll
300	at New England	16-13(OT)	12/27/92	Dick MacPherson
318	Kansas City	45-28	12/12/94	Marty Schottenheimer
319	Detroit	27-20	12/25/94	Wayne Fontes
328	at St. Louis	41-22	12/24/95	Rich Brooks

REGULAR-SEASON WINS WITH DOLPHINS

REGULAR SEASON VICTORY NO.	OPPONENT	SCORE	DATE	OPPOSING HEAD COACH
1	at Houston	20-10	9/27/70	Wally Lemm
50	Kansas City	9-3	10/20/74	Hank Stram
100	Green Bay	27-7	10/28/79	Bart Starr
150	at New England	44-24	10/21/84	Ron Meyer
200	Buffalo	30-7	9/16/90	Marv Levy
250	at New England	20-3	9/10/95	Bill Parcells

REGULAR-SEASON GAMES AS NFL COACH

REGULAR-SEASON GAME NO.	OPPONENT	SCORE	DATE	OPPOSING HEAD COACH
1	N.Y. Giants	28-37	9/15/63	Allie Sherman
50	Washington	37-10	11/6/66	Otto Graham
100	at Houston	20-10	9/27/70	Wally Lemm
150	Kansas City	9-3	10/20/74	Hank Stram
200	Buffalo	31-14	12/17/77	Jim Ringo
250	Pittsburgh	30-10	9/10/81	Chuck Noll
300	at San Diego	28-34	11/18/84	Don Coryell
350	at Philadelphia	28-10	12/13/87	Buddy Ryan
400	New England	17-10	10/18/90	Rod Rust
450	at N.Y. Jets	10-27	11/7/93	Bruce Coslet



LARRY CSONKA

Fullback

Born: 12/25/46

College: Syracuse '68

NFL: 1968-74, 1976-79

Dolphins: 1968-74, 1979


Year Inducted: 1987

#39

Larry Csonka ranks as the Dolphins' all-time leading rusher with 1,506 carries for 6,737 yards (4.5 average) and 53 TDs. A five-time Pro Bowl selection, he put together three consecutive 1,000-yard seasons (1971-73) as Miami advanced to the Super Bowl each year. Csonka shined in those three Super Bowls, averaging 6.3 yards a carry and going over 100 yards rushing in two of them. Originally drafted in the first round out of Syracuse in 1968, he was named the MVP of Super Bowl VIII after carrying 33 times for 145 yards and two touchdowns as the Dolphins steamrolled the Minnesota Vikings, 24-7, for their second straight NFL title. Called a "modern-day Bronko Nagurski" by Dolphin coach Don Shula, "Zonk" also played three seasons with the N.Y. Giants (1976-78) and one year with the Memphis Southmen of the World Football League (1975). His career rushing totals in the NFL, which place him 20th on the league's all-time rushing list, are: 1,891 carries for 8,081 yards (4.3 average) and 64 TDs. He was elected to the Hall of Fame in his second year of eligibility. In 1990, he also was voted the fullback on the Dolphins' Silver Anniversary all-time team and was named as a running back on the Super Bowl Silver Anniversary all-time team. On November 19, 1990, he was enshrined on the Dolphin Honor Roll at Pro Player Stadium.

GSONKA'S CAREER STATISTICS											
YEAR	TEAM	G-S	THROWING					RECEIVING			
			ATT	YDS	AVG	LG	TD	NO.	YDS	LG	TD
1968	Miami	11-11	133	540	3.9	40	6	11	118	65	1
1969	Miami	11-11	137	566	4.3	54	2	21	183	42	1
1970	Miami	14-14	193	874	4.5	53	6	11	94	54	0
1971	Miami	14-14	195	1051	5.4	28	7	13	113	25	1
1972	Miami	14-14	213	1117	5.2	45	6	5	48	14	0
1973	Miami	14-14	219	1003	4.6	25	5	7	22	9	0
1974	Miami	12-12	197	749	3.8	24	9	7	35	11	0
1975	Memphis	7-NA	99	421	4.3	1	1	5	54	—	1
1976	N.Y. Giants	12-12	160	569	3.6	13	4	6	39	14	0
1977	N.Y. Giants	14-14	134	464	3.5	15	4	2	20	12	0
1978	N.Y. Giants	14-13	91	311	3.4	12	6	7	73	23	0
1979	Miami	16-16	220	837	3.8	22	12	16	75	18	1
MIAMI TOTALS		106-106	1506	6737	4.5	541	53	91	698	65	4
N.Y. GIANTS TOTALS		46-39	385	1344	3.5	15	11	15	132	23	0
NFL TOTALS		148-145	1891	8081	4.3	541	64	106	820	85	4
PLAYOFFS		12-12	225	891	4.0	48	9	4	26	16	1

stats with NFL - Memphis not included in career totals



BOB GRIESE

Quarterback

Born: 2/3/45

College: Purdue '67

NFL: 1967-80

Dolphins: 1967-80

Year Inducted: 1990

#12

He was unquestionably the "thinking man's quarterback." Bob Griese, renowned for his poised leadership and ingenious play-calling, sustained the Dolphin offense with a flair for winning from 1967-80.


The bespectacled quarterback became the 14th passer in the NFL's exclusive 25,000-yard club in 1980. On the same day he reached that milestone, he suffered a shoulder injury which ultimately forced his retirement on June 25, 1981. His No. 12 jersey became the first to be retired May 6, 1982, in ceremonies at the Dolphins' annual awards banquet. In 1990, he was also voted the quarterback on the Dolphins' Silver Anniversary all-time team, and on Nov. 19, 1990, he was enshrined on the Dolphin Honor Roll at Joe Robbie Stadium.

He had a .698 winning percentage (91-39-1) under Coach Don Shula. "Cornerstone of the franchise," Dolphin founder Joe Robbie called him. He was a consensus All-Pro quarterback in 1971 and 1977, made six appearances in the Pro Bowl and was voted the team's Most Valuable Player six times by South Florida media.

After becoming eligible for induction into the Hall of Fame in 1985, Griese was named as a finalist all five years before being elected to the Hall of Fame in 1990.

"He's probably the most unselfish guy I've ever been around," Shula said. "He got as much of a thrill calling the right running play for a touchdown as he did connecting on a bomb. That's just his makeup."

GRIESE'S CAREER STATISTICS										
YEAR	TEAM	G-S	ATT.	COMP.	YDS.	PCT.	TD.	INT.	LG.	TKLD.
1967	Miam	12-11	331	186	2005	56.2	15	18	68t	25/240
1968	Miam	13-13	355	186	2473	52.4	21	16	50t	43/372
1969	Miam	9-9	252	121	1695	48.0	10	16	53t	33/289
1970	Miam	14-14	245	142	2019	58.0	12	17	54t	31/282
1971	Miam	14-13	263	145	2089	55.1	19	9	86t	23/248
1972	Miam	8-5	97	53	638	54.6	4	4	39	7/45
1973	Miam	13-13	218	116	1422	53.2	17	8	46	11/75
1974	Miam	13-13	253	152	1965	60.1	18	15	54	27/202
1975	Miam	10-10	191	118	1693	61.8	14	13	79t	16/31
1976	Miam	13-13	272	162	2097	59.6	11	12	47t	30/266
1977	Miam	14-14	307	180	2252	58.6	22	13	73t	36/303
1978	Miam	11-9	285	148	1731	63.0	11	11	63t	18/165
1979	Miam	14-12	310	176	2160	56.8	14	16	51	26/223
1980	Miam	5-3	100	61	790	61.0	6	4	54	9/89
TOTALS		161-152	3429	1926	25092	56.2	192	172	86t	335/2940
PLAYOFFS		12-13	208	112	1467	53.8	10	12	75t	15/152



JIM LANGER

Center

Born: 5/16/48

College: South Dakota St. '70


NFL: 1970-81

Dolphins: 1970-79

Year Inducted: 1987

#62

Jim Langer was the anchor of the Miami offensive line during the Dolphins' championship years of the 1970s. Coming out of South Dakota State in 1970, he was signed as a free agent by Cleveland but was released on the final cut. Langer was picked up on waivers by the Dolphins and, after spending most of the year on the taxi squad, played in the final five games of 1970, mainly on special teams. After serving as a backup at center the following season, in 1972 he won the starting job, which he would hold until sidelined with a knee injury in 1979. A consensus All-Pro from 1973-77, Langer was a six-time Pro Bowl selection (five times as a starter). He played in a club-high 128 straight games during his career and also had a team-record 109 consecutive starts (a record since broken by Richmond Webb in 1997). Voted the team's Most Valuable Player by South Florida media in 1975, Langer also holds the distinction of having played every offensive down in the Dolphins' perfect 1972 season. Wanting to spend the final years of his career near his Royalton, Minn., home, at his own request Langer was traded to the Minnesota Vikings in 1980, where he played for two seasons (1980-81). He was elected to the Hall of Fame in his first year of eligibility. In addition, on November 19, 1990, he was enshrined on the Dolphin Honor Roll at Pro Player Stadium.



LARRY LITTLE

Guard

Born: 11/2/45

College: Bethune-Cookman '67


NFL: 1967-80

Dolphins: 1969-80

Year Inducted: 1993

#66

A rumbling giant in the Dolphin trenches for 12 seasons, Larry Little's very presence in leading a sweep was an intimidating force in a Miami running attack which led the NFL during the 1970s at 2,372 yards per season. Coming out of Bethune-Cookman in 1967, Little entered the NFL as an undrafted free agent with the San Diego Chargers for a \$750 bonus. He was traded to the Dolphins on July 2, 1969, in exchange for Miami cornerback Mack Lamb, a former high school teammate. After having started just four games during his two seasons with the Chargers, Little emerged with the Dolphins and played in 158 regular season games with 152 starting assignments. He also started 12 playoff games for Miami and was a key ingredient of the Dolphins' back-to-back Super Bowl championship teams of 1972 and '73. Little earned All-Pro honors six times (1971-75 and 1977) and was a Pro Bowl selection on four occasions (1971-74). He was the first player in league history to be named as AFC Offensive Lineman of the Year three straight seasons (1970-72) by the NFL Players' Association. Little, who anchored the offensive line which helped set a then-NFL record with 2,960 rushing yards during the Dolphins' "perfect season" in 1972, was named by the National 1,000-Yard Club as the league's Outstanding Blocker for the '72 campaign. A native Floridian, Little was the first Dolphin player inducted into the Florida Sports Hall of Fame, on March 6, 1978. In 1990, he was voted as a guard on the Dolphins' Silver Anniversary all-time team. Little was elected into the Hall of Fame in his eighth year of eligibility after having been a finalist on three occasions.



DWIGHT STEPHENSON

Center

Born: 11/20/57

College: Alabama '80

NFL: 1980-87

Dolphins: 1980-87

Year Inducted: 1998

#57

Dwight Stephenson spent his entire career with the Dolphins, and was considered by many to be the "best at his position ever" in the NFL. He was selected to five straight Pro Bowls (1983-87), and earned starting honors in four of those contests (1983-86). His four Pro Bowl starts is tied for the third-most in team history. Stephenson anchored an offensive line which allowed the fewest sacks in the NFL each of his seasons as a starter and enabled Miami quarterback Dan Marino to set numerous passing records. His playing career ended prematurely after suffering torn anterior cruciate and lateral collateral ligaments in his left knee against the New York Jets on December 7, 1987, when he was hit unexpectedly by Marty Lyons on a New York fumble return. Stephenson's greatest honor during his playing days came in 1985 when he was selected as the Miller Lite/NFL Man of the Year for his work in charity and community projects, the first Dolphin to win that award. Stephenson also served as an Assistant Offensive Line Coach on Don Shula's Dolphin staff in 1992. Before joining the Dolphins as a second round draft choice in 1980, he had an outstanding college career at Alabama, where he was called "the greatest center I have ever coached" by the late Paul

"Bear" Bryant. He was elected to the Pro Football Hall of Fame in his sixth year of eligibility after having been a finalist on five occasions. In 1990, he also was voted as the center on the Dolphins' Silver Anniversary all-time team, and on December 12, 1994, he was enshrined on the Dolphin Honor Roll at Pro Player Stadium.



PAUL WARFIELD

Wide Receiver

Born: 11/28/42

College: Ohio State '64

NFL: 1964-74, 1976-77

Dolphins: 1970-74

Year Inducted: 1983

#42

Paul Warfield sandwiched two stints with the Cleveland Browns around a five-year career with the Dolphins. After spending his first six seasons in the NFL with the Browns (1964-69), Warfield was acquired by Miami in January of 1970 in exchange for a first-round pick in the upcoming draft. In his five seasons with the Dolphins, Warfield had 156 receptions for 3,355 yards (21.5 average) and 33 TDs - good enough to place him 14th on the team's all-time receiving list. A member of both the '72 and '73 Super Bowl championship teams, he was selected to play in the Pro Bowl all five years he was with the Dolphins (once as a starter), in addition to being named to the AFC squad twice with the Browns. Warfield, one of two Dolphins (along with Mark Ingram) in the team's history to score four touchdowns in one game, also played one season with the Memphis Southmen of the World Football League (1975) before finishing his career with Cleveland (1976-77). His career receiving totals in the NFL are: 427 receptions for 8,565 yards (20.1 average) and 85 TDs. His 85 touchdown catches is tied for the sixth highest career total in NFL history. He was elected to the Hall of Fame in his first year of eligibility. In 1990, he also was voted as a wide receiver on the Dolphins' Silver Anniversary all-time team, and on November 19, 1990, he was enshrined on the Dolphin Honor Roll at Pro Player Stadium.

WARFIELD'S CAREER STATISTICS							
YEAR	TEAM	G-S	NO.	YDS.	AVG.	LG.	TD
1964	Cleveland	14-NA	50	920	17.7	62	9
1965	Cleveland	14-NA	3	30	10.0	13	0
1966	Cleveland	14-NA	38	741	20.8	51	5
1967	Cleveland	14-NA	39	702	21.9	49	8
1968	Cleveland	14-NA	50	1067	21.3	65	12
1969	Cleveland	11-NA	42	886	21.1	82	10
1970	Miami	14-14	28	703	25.1	54	6
1971	Miami	12-11	43	996	23.2	86	11
1972	Miami	14-14	29	606	20.9	47	3
1973	Miami	14-14	29	514	17.7	45	11
1974	Miami	14-14	27	536	19.9	54	2
1975	Memphis	10-NA	25	422	16.9	44	3
1976	Cleveland	14-14	38	613	16.1	37	6
1977	Cleveland	14-9	18	251	13.9	52	2
MIAMI TOTALS		68-67	158	3355	21.5	86	33
CLEVELAND TOTALS		96-NA	274	5210	19.2	82	52
NFL TOTALS		164-NA	427	8565	20.1	86	85
MIAMI PLAYOFFS		11-11	34	717	21.1	75	4
CLEVELAND PLAYOFFS		7-7	24	404	16.8	58	1
PLAYOFF TOTALS		18-18	58	1121	19.3	75	5

Stats with WFL - Memphis not included in career totals

RETIRED JERSEY #12



Bob Griese's No. 12 jersey became the first Dolphin number to be retired, on May 6, 1982, in ceremonies at the Dolphins' annual awards banquet. Heading into the 1998 season, his No. 12 is the only Dolphin number to be honored in that fashion.

No other player in the history of the Dolphins, either before or after Griese, wore No. 12 in regular season play.

Griese was further recognized when he was elected to the Pro Football Hall of Fame in 1990.

ALL-TIME ROSTER

(1966-98 - Players must participate in at least one regular-season game to qualify)

HEAD COACHES

Johnson, Jimmy	Arkansas	1996-98
Shula, Don	John Carroll	1970-95
Wilson, George	Northwestern	1966-69

ASSISTANT COACHES

Arnsperger, Bill	Miami (Ohio)	Defense, Linebackers	1970-72
Beightol, Larry	Catawba	Ass't Head Coach/Defense	1973, 1976-83
Bingaman, Les	Illinois	Ass't Head Coach/Offensive Line	1996-97
Blevins, Doug	E. Tennessee State	Offensive Line	1998
Brown, Kippy	Memphis	Defensive Line	1966-69
Clark, Monte	Southern California	Kicking	1997-98
Collier, Joel	Northern Colorado	Running Backs	1996-97
Costello, Vince	Ohio University	Offensive Coordinator	1998
Crosby, Steve	Fort Hays State	Offensive Line	1970-73
Doll, Don	Southern California	Offense	1974
English, Wally	Louisville	Offense/Offensive Line, Run Offense	1975
Ford, Robert	Houston	Offensive Line	1995
Gamble, John	Hampton Institute	Staff Assistant	1994
Godette, Cary	East Carolina	Defensive Staff Assistant	1995-97
Greene, Joe	North Texas State	Running Backs	1998
Hefferle, Ernie	Duquesne	Defense	1974
		Special Teams	1979-82
		Linebackers, Pass Defense	1975-76
		Quarterbacks, Receivers	1981-82
		Wide Receivers	1998
		Strength	1994-95
		Strength and Conditioning	1996-98
		Defensive Line	1996-98
		Defensive Line	1992-95
		Offensive Line	1966-69

Henning, Dan	William & Mary	Quarterbacks, Receivers	1979-80
Hill, George	Denison	Linebackers	1989-95
		Defensive Coord./Linebackers	1996-98
Idzik, John	Maryland	Offensive Backs	1966-69
Jones, Pat	Arkansas	Tight Ends	1996-98
Keane, Tom	West Virginia	Defensive Backs	1966-75
		Defensive Backs, Punting	1976-84
		Special Teams	1985
Koenning, Les	Texas	Offensive Staff Assistant	1997
Lewis, Bill	East Stroudsburg	Defensive Nickel Package	1996-98
Matheson, Bob	Duke	Special Teams	1983
		Special Teams, Linebackers	1984
		Linebackers	1985-86
McGeorge, Rich	Elon	Ass't Offensive Line, Tight Ends	1993-95
		Assistant Offensive Line	1996-98
McPeak, Bill	Pittsburgh	Offense	1973-74
Nathan, Tony	Alabama	Coaches' Assistant	1989-92
		Offensive Backs	1993-95
Olivadotti, Tom	Upsala	Defense	1987-95
Pelligrini, Bob	Maryland	Linebackers	1966-67
Phillips, Mel	North Carolina A&T	Defensive Backs	1985-95
		Secondary	1996-98
Roll, Brad	Stephen F. Austin	Ass't Strength and Conditioning	1996-98
Sandusky, John	Villanova	Offensive Line, Running Game	1976-81
		Offensive Line	1982-88
		Ass't Head Coach/Offensive Line	1989-94
		Defensive Line	1970-74
Scarry, Mike	Waynesburg	Defensive Line, Run Defense	1975-85
		Receivers	1974
Schnelker, Bob	Bowling Green	Offense, Receivers	1970-72
Schnellenberger, Howard	Kentucky	Offense, Receivers, Passing Game	1975-78
		Wide Receivers	1988-97
Seiple, Larry	Kentucky	Quarterbacks	1998
		Defensive Line	1986-91
Sekanovich, Dan	Tennessee	Defensive Staff Assistant	1998
Shannon, Randy	Miami (Fla.)	Receivers	1982-84
Shula, David	Dartmouth	Receivers, Quarterbacks	1985
		Ass't Head Coach/Rec., QBs	1986-87
		Ass't Head Coach/QBs, Pass Game	1988
		Coaches' Assistant	1991-92
Shula, Mike	Alabama	Assistant Offensive Line	1992
Stephenson, Dwight	Alabama	Quarterbacks, Pass Offense	1989-91
Stevens, Gary	John Carroll	Offense, Quarterbacks	1992-95
		Offensive Coordinator	1996-97
Studley, Chuck	Illinois	Defense	1984-86
		Linebackers	1987-88
Taseff, Carl	John Carroll	Offensive Backs	1970-74
		Offensive Backs, Kickers	1975
		Offensive Backs, Special Teams	1976-82
		Offensive Backs	1983-92
		Staff Assistant	1993
Wade, Junior	South Carolina State	Strength and Flexibility	1983-84
		Strength and Conditioning	1985-93
		Conditioning	1994-95
Walston, Bobby	Georgia	Receivers, Kicking	1966-67
Westhoff, Mike	Wichita State	Special Teams, Tight Ends	1986-88
		Special Teams, Ass't Off. Line	1989
		Special Teams	1990-98

PLAYERS

- A -

Abdul-Jabbar, Karim	RB	UCLA	1996-98
Adams, Stefan	S	East Carolina	1990
Ahrens, Dave	LB	Wisconsin	1989
Albright, Ethan	T	North Carolina	1995
Alexander, Bruce	CB	Stephen F. Austin	1992-93
Alexander, John	DE	Rutgers	1977-78
Allen, Jeff	CB	California-Davis	1980

Anderson, Dick	S	Colorado	1968-77
Anderson, Dunstan	DE	Tulsa	1997
Anderson, Terry	WR	Bethune-Cookman	1977-78
Andrews, John	DE	Morgan State	1975-76
Armstrong, Antonio	LB	Texas A&M	1995
Armstrong, Trace	DE	Florida	1995-98
Arnold, Jim	P	Vanderbilt	1994
Atkins, Gene	S	Florida A&M	1994-96
Auer, Joe	RB	Georgia Tech	1966-67
Avery, John	RB	Mississippi	1998

- B -

Babb, Charlie	S	Memphis State	1972-79
Bachman, Ted	CB	New Mexico State	1976
Bailey, Clarence	FB	Hampton Institute	1987
Bailey, Elmer	WR	Minnesota	1980-81
Bailey, Robert	CB	Miami (Fla.)	1996
Baker, Mel	WR	Texas Southern	1974
Ball, Larry	LB	Louisville	1972-74, 1977-78
Banks, Fred	WR	Liberty	1987-93
Bannon, Bruce	LB	Penn State	1973-74
Barber, Rudy	LB	Bethune-Cookman	1968
Barisich, Carl	DT	Princeton	1977-80
Barnes, Rodrigo	LB	Rice	1975
Barnett, Bill	DT	Nebraska	1980-85
Barnett, Fred	WR	Arkansas State	1996-97
Baty, Greg	TE	Stanford	1990-94
Baumann, Charlie	K	West Virginia	1991
Baumhower, Bob	DT	Alabama	1977-86
Bealles, Bill	T	Northern Iowa	1987
Beaudoin, Doug	S	Minnesota	1980
Beavers, Aubrey	LB	Oklahoma	1994-95
Beecher, Willie	K	Utah State	1987-88
Beier, Tom	S	Miami (Fla.)	1967, 1969
Benjamin, Guy	QB	Stanford	1978-79
Bennett, Charles	DE	Southwestern Louisiana	1987
Bennett, Woody	FB	Miami (Fla.)	1980-88
Benson, Charles	DE	Baylor	1983-84
Berger, Ron	DE	Wayne State	1973
Bessilleu, Don	S	Georgia Tech	1979-81
Bettors, Doug	DE	Nevada-Reno	1978-87
Bishop, Richard	DE	Louisville	1982
Blackwood, Glenn	S	Texas	1979-87
Blackwood, Lyle	S	Texas Christian	1981-86
Bock, John	G	Indiana State	1996-98
Bokamper, Kim	LB/DE	San Jose State	1977-85
Bolcar, Ned	LB	Notre Dame	1991-92
Bosa, John	DE	Boston College	1987-89
Bosarge, Wade	S	Tulsa	1977
Boutwell, Tom	QB	Southern Mississippi	1969
Bowens, Tim	DT	Mississippi	1994-98
Bowser, Charles	LB	Duke	1982-85
Boyer, Brant	LB	Arizona	1994
Boynton, John	T	Tennessee	1969
Braggs, Stephen	CB/S	Texas	1992-93
Bramlett, John	LB	Memphis State	1967-68
Branch, Mel	DE	Louisiana State	1966-68
Braxton, Jim	FB	West Virginia	1978
Braxton, Tyrone	S	North Dakota State	1994
Brigance, O.J.	LB	Rice	1996-98
Briscoe, Marlin	WR	Omaha	1972-74
Bromell, Lorenzo	DE	Clemson	1998
Brophy, Jay	LB	Miami (Fla.)	1984-86
Brown, Andre	WR	Miami (Fla.)	1989-90
Brown, Bud	S	Southern Mississippi	1984-88
Brown, Dean	S	Fort Valley State	1970
Brown, Donald	CB	Maryland	1986
Brown, J.B.	CB	Maryland	1989-96
Brown, James	T	Virginia State	1996-98

Brown, Mark	LB	Purdue	1983-88
Brown, Tom	FB	Pittsburgh	1987-89
Brudzinski, Bob	LB	Ohio State	1981-89
Bruggers, Bob	LB	Minnesota	1966-68
Buckey, Jeff	G/T	Stanford	1996-98
Buckley, Terrell	CB	Florida State	1995-98
Bulaich, Norm	FB	Texas Christian	1975-79
Bullough, Chuck	LB	Michigan State	1993-94
Buoniconti, Nick	LB	Notre Dame	1969-76
Burgess, Fernanza	WR	Morris Brown	1984
Burgess, Marvell	S	Henderson State	1987
Burton, Shane	DE	Tennessee	1996-98
Byars, Keith	FB	Ohio State	1993-96

- C -

Canale, Whit	DE	Tennessee	1966
Carolan, Brett	TE	Washington State	1996
Carlton, Darryl	T	Tampa	1975-76
Carpenter, Preston	TE	Arkansas	1966
Carter, Joe	RB	Alabama	1984-86
Casares, Rick	RB	Florida	1966
Caterbone, Mike	WR	Franklin and Marshall	1987
Cefalo, Jimmy	WR	Penn State	1978-84
Cesare, Billy	S	Miami (Fla.)	1980
Chalenski, Mike	DE	UCLA	1997
Chambers, Rusty	LB	Tulane	1976-80
Charles, Mike	DT	Syracuse	1983-86
Chavez, Laz	LB	Iona	1987
Chavis, Eddie	WR	Montclair State	1987
Cheek, Louis	T	Texas A&M	1988-89
Chesley, John	TE	Oklahoma State	1984
Chesser, George	RB	Delta State	1966-67
Ciancy, Jack	WR	Michigan	1967-69
Ciancy, Sean	LB	Amherst	1978
Clark, Gary	WR	James Madison	1995
Clark, Greg	LB	Arizona State	1989
Clark, Robert	WR	North Carolina Central	1992
Clark, Steve	G	Utah	1982-85
Clayton, Mark	WR	Louisville	1983-92
Cleveland, Greg	T	Florida	1987
Cline, Jackie	DT	Alabama	1987-89
Cole, Terry	RB	Indiana	1971
Coleman, Marco	DE	Georgia Tech	1992-95
Collins, Roosevelt	LB	Texas Christian	1992
Collins, Tony	RB	East Carolina	1990
Colzie, Neal	S	Ohio State	1979
Conlin, Chris	G/C	Penn State	1987
Cooke, Ed	DE	Maryland	1966-67
Cooper, Louis	LB	Western Carolina	1991
Copeland, Horace	WR	Miami (Fla.)	1998
Cornelius, Charles	CB	Bethune-Cookman	1977-78
Cornish, Frank	DT	Grambling	1970-71
Cowan, Larry	RB	Jackson State	1982
Cox, Arthur	TE	Texas Southern	1991
Cox, Bryan	LB	Western Illinois	1991-95
Cox, Jim	TE	Miami (Fla.)	1968
Craver, Aaron	RB	Fresno State	1991-94
Crawford, Mike	LB	Nevada	1997-98
Cribbs, Joe	RB	Auburn	1988
Cronin, Bill	TE	Boston College	1966
Cross, Jeff	DE	Missouri	1988-95
Crowder, Randy	DT	Penn State	1974-76
Crusan, Doug	T	Indiana	1968-74
Csonka, Larry	FB	Syracuse	1968-74, 1979
Current, Mike	T	Ohio State	1967, 1977-79

- D -

Dar Dar, Kirby	WR	Syracuse	1995-98
----------------	----	----------	---------

Darnall, Bill	WR	North Carolina	1968-69
Davenport, Ron	FB	Louisville	1985-89
Davis, Gary	RB	Cal Poly-SLO	1976-79
Davis, Ted	LB	Georgia Tech	1970
DeBerg, Steve	QB	San Jose State	1993
DeMarco, Bob	C	Dayton	1970-71
Del Gaizo, Jim	QB	Tampa	1972, 1975
Dellenbach, Jeff	T/C	Wisconsin	1985-94
Den Herder, Vern	DE	Central College (Iowa)	1971-82
Dennard, Mark	C	Texas A&M	1979-83
Dennery, Mike	LB	Southern Mississippi	1976
Dennis, Mark	T	Illinois	1987-93
Diana, Rich	RB	Yale	1982
Dixon, Cal	C	Florida	1996
Dixon, Mark	G	Virginia	1998
Donnalley, Kevin	G	North Carolina	1998
Dornbrook, Thom	G	Kentucky	1980
Dotson, Al	DT	Grambling	1966
Dotson, Dewayne	LB/FB	Mississippi	1994-95, 1997
Douglas, Leland	WR	Baylor	1987
Doxzon, Todd	QB	Iowa State	1998
Drayton, Troy	TE	Penn State	1996-98
Drougas, Tom	T	Oregon	1975-76
Duhe, A.J.	LB/DE	Louisiana State	1977-84
Dunaway, Jim	DT	Mississippi	1972
Duper, Mark	WR	Northwestern State (La.)	1982-92
Dvorak, Rick	DE	Wichita State	1977

- E -

Edmunds, Ferrell	TE	Maryland	1988-92
Edmunds, Randall	LB	Georgia Tech	1968-69
Elia, Bruce	LB	Ohio State	1975
Ellis, Craig	RB	San Diego State	1986
Ellis, Ken	CB	Southern	1976
Emanuel, Frank	LB	Tennessee	1966-69
Emlman, Steve	DT	Washington	1995-96
Erickson, Craig	QB	Miami (Fla.)	1996-98
Erlanson, Tom	LB	Washington State	1966-67
Evans, Norm	T	Texas Christian	1966-75

- F -

Faaola, Nuu	FB	Hawaii	1989
Faison, Earl	DE	Indiana	1966
Farley, Dale	LB	West Virginia	1971
Farmer, George	WR	Southern	1987
Faulkner, Jeff	DE	Southern	1990
Feldman, Todd	WR	Kent State	1987
Fernandez, Manny	DE	Utah	1968-75
Fleming, Marv	TE	Utah	1970-74
Foley, Tim	CB/S	Purdue	1970-80
Foster, Jerome	DT	Ohio State	1986
Foster, Roy	G	Southern California	1982-90
Fowler, Charlie	G	Houston	1967-68
Fowlkes, Dennis	LB	West Virginia	1987
Foxx, Dion	LB	James Madison	1994-95
Franklin, Andra	FB	Nebraska	1981-84
Franklin, Tony	K	Texas A&M	1988
Fryar, Irving	WR	Nebraska	1993-95
Frye, David	LB	Purdue	1986-89
Fultz, Mike	DT	Nebraska	1981
Funchess, Tom	T	Jackson State	1974
Furjanic, Tony	LB	Notre Dame	1988

- G -

Gadsden, Oronde	WR	Winston-Salem	1998
Gaines, Chris	LB	Vanderbilt	1988
Gaines, William	DT	Florida	1994

Galbreath, Harry	G	Tennessee	1988-92
Gardener, Daryl	DT	Baylor	1996-98
Gardner, Donnie	DE	Kentucky	1991
Gary, Cleveland	RB	Miami (Fla.)	1994
Giaquinto, Nick	RB	Connecticut	1980-81
Gibson, Ernest	CB	Furman	1989
Giesler, Jon	T	Michigan	1979-88
Gilchrist, Cookie	RB	None	1966
Gillmore, Jim	G	Ohio State	1987
Ginn, Hubert	RB	Florida A&M	1970-75
Glenn, Kerry	CB	Minnesota	1990-92
Goar, Guy	C	Colorado State	1987
Golic, Mike	DT	Notre Dame	1993
Goode, Irv	C/G	Kentucky	1973-74
Goode, Kerry	RB	Alabama	1989
Goode, Tom	C	Mississippi State	1966-69
Gordon, Larry	LB	Arizona State	1976-82
Gore, Stacy	P	Arkansas State	1987
Grady, Garry	S	Eastern Michigan	1969
Graf, Rick	LB	Wisconsin	1987-90
Grant, African	S	Illinois	1990
Gray, Chris	G	Auburn	1993-96
Green, Chris	CB/S	Illinois	1991-94
Green, Cleveland	T	Southern	1979-86
Green, Eric	TE	Liberty	1995
Green, Hugh	LB	Pittsburgh	1985-91
Greene, Andrew	G	Indiana	1995
Griese, Bob	QB	Purdue	1967-80
Griggs, David	LB/DE	Virginia	1989-93
Grimsley, John	LB	Kentucky	1991-93
Groth, Jeff	WR	Bowling Green	1979
Gruber, Bob	T	Pittsburgh	1987

- H -

Hammond, Kim	QB	Florida State	1968
Hampton, Lorenzo	RB	Florida	1985-89
Hand, Norman	DT	Mississippi	1995-96
Hawthorne, Ed	NT	Minnesota	1995
Harden, Bobby	S	Miami (Fla.)	1990-93
Hardy, Bruce	TE	Arizona State	1978-89
Harper, Jack	RB	Florida	1967-68
Harris, Anthony	LB	Auburn	1996-98
Harris, Corey	S	Vanderbilt	1997
Harris, Duriel	WR	New Mexico State	1976-83, 1985
Harris, Leroy	FB	Arkansas State	1977-78
Hatcher, Dale	P	Clemson	1993
Hayes, Jeff	P	North Carolina	1987
Haynes, Abner	RB	North Texas State	1967
Heath, Clayton	RB	Wake Forest	1976
Heflin, Vince	WR	Central State (Ohio)	1982-85
Heinz, Bob	DT	Pacific	1969-77
Heller, Ron	T	Penn State	1993-95
Hendel, Andy	LB	North Carolina State	1986
Henry, Charles	TE	Miami (Fla.)	1991
Hester, Ron	LB	Florida State	1982-84
Higgins, Jim	G	Xavier	1966
Higgs, Mark	RB	Kentucky	1990-94
Hill, Barry	S	Iowa State	1975-76
Hill, Eddie	RB	Memphis State	1981-84
Hill, Ike	WR	Catawba	1976
Hill, Nate	DE	Auburn	1988
Hill, Randal	WR	Miami (Fla.)	1991, 1995-96
Hill, Ray	CB	Michigan State	1998
Hill, Sean	CB/S	Montana State	1994-96
Hines, Jimmy	WR	Texas Southern	1969
Hobley, Liffort	S	Louisiana State	1987-93
Hollier, Dwight	LB	North Carolina	1992-98
Holmes, John	DE	Florida A&M	1966
Holmes, Mike	WR	Texas Southern	1976

Hooper, Trell	CB	Memphis State	1987
Hoover, Houston	G	Jackson State	1994
Hopkins, Jerry	LB	Texas A&M	1967-68
Howell, Mike	S	Grambling	1972
Howell, Steve	FB	Baylor	1979-81
Huard, Damon	QB	Washington	1997-98
Huddleston, Jim	G	Virginia	1987
Hudock, Mike	C	Miami (Fla.)	1966
Humphrey, Bobby	RB	Alabama	1992
Hunter, Billy	RB	Syracuse	1966
Hunter, Jeff	DE	Albany (Ga.) State	1992-93

- I -

Iaquaniello, Mike	S	Michigan State	1991
Ingram, Mark	WR	Michigan State	1993-94
Irvin, Mark	S	Bethune-Cookman	1987
Irwin, Tim	T	Tennessee	1994
Ismail, Qadry	WR	Syracuse	1997
Isom, Rickey	FB	North Carolina State	1987
Izzo, Larry	LB	Rice	1996-98

- J -

Jackson, Calvin	CB/S	Auburn	1994-98
Jackson, Frank	WR	Southern Methodist	1966-67
Jackson, Keith	TE	Oklahoma	1992-94
Jackson, Tyoka	DE	Penn State	1994
Jackson, Vestee	CB	Washington	1991-93
Jacobs, Ray	DT	Howard Payne	1967-68
Jacobs, Tim	CB	Delaware	1996-97
Jacobson, Steve	DE	Abilene-Christian	1987
Jacquet, Nate	WR	San Diego State	1998
Jaquess, Pete	S	Eastern New Mexico	1966-67
Jarostchuk, Iliia	LB	New Hampshire	1988
Jaworski, Ron	QB	Youngstown State	1987-88
Jenkins, Al	T	Tulsa	1972
Jenkins, Ed	RB	Holy Cross	1972
Jensen, Jim	QB/WR/RB	Boston University	1981-92
Joe, Billy	RB	Villanova	1966
Johnson, Curtis	CB	Toledo	1970-78
Johnson, Dan	TE	Iowa State	1983-87
Johnson, Demetrious	S	Missouri	1987
Johnson, Greg	G	Oklahoma	1988
Johnson, Pat	S	Purdue	1995
Johnson, Pete	FB	Ohio State	1984
Jones, Aaron	DE	Eastern Kentucky	1996
Jones, Ray	CB	Southern	1971
Jones, Robert	LB	East Carolina	1998
Jordan, Charles	WR	Long Beach City College	1996-98
Joswick, Bob	DE	Tulsa	1968-69
Judie, Ed	LB	Northern Arizona	1984
Judson, William	CB	South Carolina State	1982-89
Junior, E.J.	LB	Alabama	1989-91

- K -

Keating, Bill	DT	Michigan	1967
Kehoe, Scott	T	Illinois	1987
Keyes, Jimmy	LB/K	Mississippi	1968-69
Kidd, John	P	Northwestern	1994-97
Klick, Jim	RB	Wyoming	1968-74
Kinchen, Brian	TE	Louisiana State	1988-90
Kindig, Howard	G/C	Cal State-Los Angeles	1972-73
Kirby, Terry	RB	Virginia	1993-95
Kitts, Jim	FB	Ferrum College	1997-98
Klingbeil, Chuck	NT	Northern Michigan	1991-95
Koch, Greg	T	Arkansas	1986-87
Kocourek, Dave	TE	Wisconsin	1966
Kolen, Mike	LB	Auburn	1970-77

Kolic, Larry	LB	Ohio State	1986-88
Konecny, Mark	RB	Alma	1987
Kopp, Jeff	LB	Southern California	1995
Kosar, Bernie	QB	Miami (Fla.)	1994-96
Kozlowski, Mike	S	Colorado	1979-86
Krauss, Barry	LB	Alabama	1989
Kremser, Karl	K	Tennessee	1969-70
Kuechenberg, Bob	G	Notre Dame	1970-84
Kumerow, Eric	DE	Ohio State	1988-90

- L -

Laakso, Eric	T	Tulane	1978-84
Lamb, Mack	CB	Tennessee State	1967-68
Lambrecht, Mike	DT	St. Cloud State	1987-89
Land, Mel	LB	Michigan State	1979
Landry, Ron	FB	McNeese State	1984
Langer, Jim	C	South Dakota State	1970-79
Lankford, Paul	CB	Penn State	1982-91
Lawless, Burton	G	Florida	1981
Lee, Larry	G/C	UCLA	1985-86
Lee, Ronnie	T/TE	Baylor	1979-82, 1984-89
Lee, Shawn	NT	North Alabama	1990-91
Leigh, Charles	RB	None	1971-74
Lewis, David	TE	California	1987
Limbrick, Garrett	FB	Oklahoma State	1990
Little, George	DE	Iowa	1985-87
Little, Larry	G	Bethune Cookman	1969-80
Logan, Marc	FB	Kentucky	1989-91
Lothridge, Billy	P	Georgia Tech	1972
Lubischer, Steve	LB	Boston College	1987
Lusk, Hendrick	TE	Utah	1998
Lusteg, Booth	K	Connecticut	1967

- M -

Mackey, Kyle	QB	East Texas State	1987
Madison, Sam	CB	Louisville	1997-98
Malone, Benny	RB	Arizona State	1974-78
Malone, Darrell	CB	Jacksonville State	1992-94
Mandich, Jim	TE	Michigan	1970-77
Manning, Brian	WR	Stanford	1997
Mare, Olindo	K	Syracuse	1997-98
Marino, Dan	QB	Pittsburgh	1983-98
Marion, Brock	S	Nevada	1998
Mark, Greg	LB	Miami (Fla.)	1990
Marrone, Doug	G/C	Syracuse	1987
Marshall, David	LB	Eastern Michigan	1987
Martin, Tony	WR	Mesa (Colo.)	1989-93
Mass, Wayne	T	Clemson	1971
Matheson, Bob	LB	Duke	1971-79
Matthews, Bo	FB	Colorado	1981
Matthews, Wes	WR	Northeastern State (Okla.)	1966
Mauck, Carl	C	Southern Illinois	1970
McBride, Norm	DE	Utah	1969-70
McCreary, Loaird	TE	Tennessee State	1976-78
McCullers, Dale	LB	Florida State	1969
McDaniel, Wahoo	LB	Oklahoma	1966-68
McDuffie, O.J.	WR	Penn State	1993-98
McFarland, Jim	TE	Nebraska	1975
McGeever, John	S	Auburn	1966
McGruder, Michael	CB	Kent State	1990-91
McGwire, Dan	QB	San Diego State	1995
McHale, Tom	G	Cornell	1995
McIver, Everett	G	Elizabeth City College	1996-97
McKinnon, Dennis	WR	Florida State	1990
McKyer, Tim	CB	Texas Arlington	1990
McNeal, Don	CB	Alabama	1980-89
McPhail, Jerris	RB	East Carolina	1996-97
Merritt, Dave	LB	North Carolina State	1993

Mertens, Jim	TE	Fairmont State	1969
Michel, Mike	P/K	Stanford	1977
Miller, Scott	WR	UCLA	1991-96
Milner, Billy	T	Houston	1995-96
Milton, Gene	WR	Florida A&M	1968-69
Mingo, Gene	K	None	1966-67
Mira, George	QB	Miami (Fla.)	1971
Mitchell, Melvin	G	Tennessee State	1976-78
Mitchell, Scott	QB	Utah	1990-93
Mitchell, Stan	RB	Tennessee	1966-70
Mixon, Kenny	DE	Louisiana State	1998
Moore, Dave	TE	Pittsburgh	1992
Moore, Eric	T	Indiana	1995
Moore, Mack	DE	Texas A&M	1985-86
Moore, Maulty	DT	Bethune-Cookman	1972-74
Moore, Nat	WR	Florida	1974-86
Moore, Ron	RB	Pittsburg State (Kan.)	1998
Moore, Stevon	S	Mississippi	1990
Moore, Wayne	T	Lamar	1970-78
Moreau, Doug	TE	Louisiana State	1966-69
Morrall, Earl	QB	Michigan State	1972-76
Morris, Mercury	RB	West Texas State	1969-75
Morris, Victor	LB	Miami (Fla.)	1987
Moser, Rick	RB	Rhode Island	1980
Moyer, Alex	LB	Northwestern	1985-86
Mumphord, Lloyd	CB	Texas Southern	1969-74

- N -

Nathan, Tony	RB	Alabama	1979-87
Nealy, Ray	RB	Arkansas-Pine Bluff	1997
Nedney, Joe	K	San Jose State	1996-97
Neff, Bob	S	Stephen F. Austin State	1966-68
Neighbors, Billy	G	Alabama	1966-69
Newman, Ed	G	Duke	1973-84
Nicolas, Scott	LB	Miami (Fla.)	1987
Nomina, Tom	DT	Miami (Ohio)	1966-68
Noonan, Karl	WR	Iowa	1966-71
Norton, Rick	QB	Kentucky	1966-69
Nottingham, Don	FB	Kent State	1973-77
Novak, Jeff	T	Southwest Texas State	1994

- O -

Odom, Cliff	LB	Texas Arlington	1990-93
Offerdahl, John	LB	Western Michigan	1986-93
Oglesby, Alfred	DE/NT	Houston	1990-92
Oliver, Louis	S	Florida	1989-93, 1995-96
Oliver, Muhammad	CB	Oregon	1994
Orosz, Tom	P	Ohio State	1981-82
Ortega, Ralph	LB	Florida	1979-80
Oubre, Louis	G	Oklahoma	1987
Ours, Greg	C	Muskingum	1987
Overstreet, David	RB	Oklahoma	1983
Owens, Morris	WR	Arizona State	1975-76

- P -

Paige, Tony	FB	Virginia Tech	1990-92
Palmer, Dick	LB	Kentucky	1970
Park, Ernie	G	McMurray	1966
Parmalee, Bernie	RB	Ball State	1992-98
Pearson, Willie	CB	North Carolina A&T	1969
Pederson, Doug	QB	Northeast Louisiana	1993
Perriman, Brett	WR	Miami (Fla.)	1997
Perry, Ed	TE	James Madison	1997-98
Pesuit, Wally	T	Kentucky	1977-78
Petrella, Bob	S	Tennessee	1966-71
Phillips, Lawrence	RB	Nebraska	1997
Pidgeon, Tim	LB	Syracuse	1987

Planansky, Joe	TE	Chadron State	1995
Plummer, Bruce	CB	Mississippi State	1988
Pool, David	CB	Carson-Newman	1994
Poole, Ken	DT	Northeast Louisiana	1981-82
Potter, Steve	LB	Virginia	1981-82
Potts, Roosevelt	FB	Northeast Louisiana	1997
Powell, Alvin	G	Winston-Salem State	1989
Powell, Jesse	LB	West Texas State	1969-73
Price, Sam	RB	Illinois	1966-68
Pritchett, Stanley	FB	South Carolina	1996-98
Prokop, Joe	P	Cal Poly-Pomona	1992
Pruitt, James	WR	Cal State-Fullerton	1986-88, 1990-91
Pryor, Barry	RB	Boston University	1969-70
Pyburn, Jack	T	Texas A&M	1967-68

- R -

Raglin, Floyd	CB	Southern	1987
Randle, Tate	S	Texas Tech	1987
Rather, Bo	RB	Michigan	1973, 1978
Ray, Ricky	CB	Norfolk State	1981-82
Readon, Ike	DT	Hampton Institute	1987
Reaves, Willard	RB	Northern Arizona	1989
Reese, Don	DT	Jackson State	1974-76
Reichenbach, Mike	LB	East Stroudsburg	1990-91
Reilly, Dameon	WR	Rhode Island	1987
Reveiz, Fuad	K	Tennessee	1985-88
Rhone, Earnie	LB	Henderson State	1975-84
Rice, Ken	G	Auburn	1966-67
Richardson, Jeff	T	Michigan State	1969
Richardson, John	DT	UCLA	1967-71
Richardson, Kyle	P	Arkansas State	1997
Richardson, Willie	WR	Jackson State	1970
Riley, Jim	DE	Oklahoma	1967-71
Roberson, Bo	WR	Cornell	1966
Roberson, Vern	S	Grambling	1977
Roberts, Archie	QB	Columbia	1967
Roberts, George	P	Virginia Tech	1978-80
Roberts, Guy	LB	Maryland	1977
Robinson, Fred	LB	Miami (Fla.)	1986
Robiskie, Terry	FB	Louisiana State	1980-81
Roby, Reggie	P	Iowa	1983-92
Roderick, John	WR	Southern Methodist	1966-67
Rodgers, Derrick	LB	Arizona State	1997-98
Rose, Donovan	S	Hampton Institute	1986-87
Rose, Joe	TE	California	1980-85
Roth, Pete	FB	Northern Illinois	1987
Ruddy, Tim	C	Notre Dame	1994-98
Rudolph, Jack	LB	Georgia Tech	1966

- S -

Salter, Bryant	S	Pittsburgh	1976
Sampleton, Lawrence	TE	Texas	1987
Sander, Mark	LB	Louisville	1992
Saxon, James	RB	San Jose State	1992-94
Schamel, Duke	LB	South Dakota	1987
Schwedes, Scott	WR	Syracuse	1987-90
Scott, Jake	S	Georgia	1970-75
Scott, Ronald	RB	Southern	1987
Scott, Stanley	DE	Florida State	1987
Secules, Scott	QB	Virginia	1989-92
Seiple, Larry	P/RB/TE	Kentucky	1967-77
Selfridge, Andy	LB	Virginia	1976
Sellers, Ron	WR	Florida State	1973
Sendlein, Robin	LB	Texas	1985
Sheldon, Mike	T	Grand Valley State	1997-98
Shipp, Jackie	LB	Oklahoma	1984-88
Shiver, Sanders	LB	Carson-Newman	1984
Shull, Steve	LB	William & Mary	1980-83

Siler, Rich	TE	Texas A&M	1987
Simpson, Bob	DE	Colorado	1978
Sims, Keith	G	Iowa State	1990-97
Singleton, Chris	LB	Arizona	1993-96
Small, Gerald	CB	San Jose State	1978-83
Smith, Brent	G/T	Mississippi State	1997-98
Smith, Frankie	CB	Baylor	1993-95
Smith, Mike	CB	Texas-El Paso	1985-87
Smith, Sammie	RB	Florida State	1989-91
Smith, Tom	RB	Miami (Fla.)	1973
Smith, Willie	TE	Miami (Fla.)	1987
Sochia, Brian	DT	Northwestern Oklahoma State	1986-91
Solomon, Freddie	WR	Tampa	1975-77
Solomon, Jesse	LB	Florida State	1994
Sowell, Robert	CB	Howard	1983-85, 1987
Speyrer, Cotton	WR	Texas	1975
Spikes, Irving	RB	Northeast Louisiana	1994-97
Squirek, Jack	LB	Illinois	1986
Stanfill, Bill	DE	Georgia	1969-76
Stankavage, Scott	QB	North Carolina	1987
Stanley, Walter	WR	Mesa (Colo.)	1991
Stephenson, Dwight	C	Alabama	1980-87
Stewart, Michael	S	Fresno State	1994-96
Stewart, Rayna	S	Northern Arizona	1998
Stofa, John	QB	Buffalo	1966-67, 1969-70
Stokes, Barry	T	Eastern Michigan	1998
Storr, Greg	LB	Boston College	1987
Stoudt, Cliff	QB	Youngstown State	1989
Stowe, Otto	WR	Iowa State	1971-72
Stoyanovich, Pete	K	Indiana	1989-95
Stradford, Troy	RB	Boston College	1987-90
Strock, Don	QB	Virginia Tech	1974-87
Stubbs, Daniel	DE	Miami (Fla.)	1996-98
Stuckey, Henry	CB	Missouri	1972-74
Surtain, Patrick	CB	Southern Mississippi	1998
Swain, John	CB	Miami (Fla.)	1985, 1987
Swift, Doug	LB	Amherst	1970-75
Swoopes, Pat	DE	Mississippi State	1991

- T -

Tagliaferri, John	RB	Cornell	1987
Tanner, Barron	DT	Oklahoma	1997-98
Tautolo, Terry	LB	UCLA	1983-84
Taylor, Ed	CB	Memphis State	1979-82
Taylor, Jason	DE	Akron	1997-98
Taylor, Johnny	LB	Hawaii	1986
Teague, George	S	Alabama	1997
Teal, Jimmy	WR	Texas A&M	1988
Testerman, Don	FB	Clemson	1980
Thayer, Tom	G/C	Notre Dame	1993
Thomas, Lamar	WR	Miami (Fla.)	1996-98
Thomas, Norris	CB	Southern Mississippi	1977-79
Thomas, Rodell	LB	Alabama State	1981, 1983-84
Thomas, Rodney	CB	Brigham Young	1988-90
Thomas, Zach	LB	Texas Tech	1996-98
Thompson, Reyna	CB	Baylor	1986-88
Thornton, Jack	LB	Auburn	1966
Tiffin, Van	K	Alabama	1987
Tilley, Emmett	LB	Duke	1983
Tillman, Andre	TE	Texas Tech	1975-78
Toews, Jeff	G	Washington	1979-85
Torczonek, LaVerne	DE	Nebraska	1966
Torrey, Bob	FB	Penn State	1979
Toth, Tom	G	Western Michigan	1986-89
Towle, Steve	LB	Kansas	1975-80
Tucker, Gary	RB	Tennessee-Chattanooga	1968
Turner, T.J.	DE	Houston	1986-92
Twilley, Howard	WR	Tulsa	1966-76

-- U --

Uhlenhake, Jeff	C	Ohio State	1989-93
Urbanek, Jim	DT	Mississippi	1968
Uwaezuoke, Iheanyi	WR	California	1998

-- V --

Veasey, Craig	DT	Houston	1993-94
Vigorito, Tom	RB/WR	Virginia	1981-85
Vincent, Troy	CB	Wisconsin	1992-95
Volk, Rick	S	Michigan	1977-78
von Schamann, Uwe	K	Oklahoma	1979-84

-- W --

Wade, Charley	WR	Tennessee State	1973
Wainright, Frank	TE	Northern Colorado	1995-98
Walker, Bracey	S	North Carolina	1997
Walker, Brian	S	Washington State	1997-98
Walker, Fulton	CB	West Virginia	1981-84
Walters, Rod	G	Iowa	1980
Wantland, Hal	S	Tennessee	1966
Ward, Chris	T	Ohio State	1986
Ward, Ronnie	LB	Kansas	1997
Warfield, Paul	WR	Ohio State	1970-74
Warren, Jimmy	CB	Illinois	1966-69
Washington, Dick	CB	Bethune-Cookman	1968
Webb, Richmond	T	Texas A&M	1990-98
Webster, Larry	DT	Maryland	1992-94
Weidner, Bert	G/C	Kent State	1990-95
Weisacosky, Ed	LB	Miami (Fla.)	1968-70
West, Willie	S	Oregon	1966-68
Westmoreland, Dick	CB	North Carolina A&T	1966-69
White, Jeris	CB	Hawaii	1974-76
Wickert, Tom	T	Washington State	1974
Williams, Delvin	RB	Kansas	1978-80
Williams, Gene	G	Iowa State	1991-92
Williams, Jarvis	S	Florida	1988-93
Williams, Joel	TE	Notre Dame	1987
Williams, Maxie	G/T	Southeastern Louisiana	1966-70
Williams, Mike	WR	Northeastern	1991-95
Williams, Ronnie	TE	Oklahoma State	1993-95
Wilmsmeyer, Klaus	P	Louisville	1998
Wilson, George, Jr.	QB	Xavier	1966
Wilson, Jerry	CB	Southern	1996-98
Wilson, Karl	DE	Louisiana State	1990, 1993
Wilson, Robert	FB	Texas A&M	1994-96
Wimberly, Derek	DE	Purdue	1987
Windauer, Bill	DT	Iowa	1975
Winfrey, Stan	RB	Arkansas State	1975-77
Wiska, Jeff	G	Michigan State	1987
Wood, Dick	QB	Auburn	1966
Wooden, Shawn	S	Notre Dame	1996-98
Woodley, David	QB	Louisiana State	1980-83
Woods, Larry	DT	Tennessee State	1973
Woodson, Fred	G	Florida A&M	1967-69

-- Y --

Yepremian, Garo	K	None	1970-78
Young, Steve	T	Colorado	1977
Young, Willie	T	Alcorn A&M	1973

-- Z --

Zawatson, Dave	T	California	1991
Zecher, Rich	DT	Utah State	1966-67

Boldface indicates active player or coach.

WHERE THEY'VE COME FROM

(Colleges and Universities which have produced Dolphin players)

Abilene-Christian 1, Akron 1, Alabama 13, Alabama State 1, Albany (Ga.) State 1, Alcorn A&M 1, Alma 1, Amherst 2, Arizona 2, Arizona State 6, Arkansas 2, Arkansas Pine-Bluff 1, Arkansas State 5, Auburn 10, Ball State 1, Baylor 7, Bethune-Cookman 7, Boston College 5, Boston University 2, Bowling Green 1, Brigham Young 1, Buffalo 1, California 4, California-Davis 1, Cal Poly-Pomona 1, Cal Poly-SLO 1, Cal State-Fullerton 1, Cal State-Los Angeles 1, Carson-Newman 2, Catawba 1, Central College (Iowa) 1, Central State (Ohio) 1, Chadron State (Neb.) 1, Clemson 2, Colorado 5, Colorado State 1, Columbia 1, Connecticut 2, Cornell 3, Dayton 1, Delaware 1, Delta State 1, Duke 5, East Carolina 4, Eastern Kentucky 1, Eastern Michigan 3, Eastern New Mexico 1, East Stroudsburg 1, East Texas State 1, Elizabeth City College 1, Fairmont State 1, Ferrum College 1, Florida 12, Florida A&M 5, Florida State 8, Ft. Valley State 1, Franklin and Marshall 1, Fresno State 1, Furman 1, Georgia 2, Georgia Tech 7, Grambling 4, Grand Valley State 1, Hampton Institute 3, Hawaii 3, Henderson State 2, Holy Cross 1, Houston 5, Howard 1, Howard Payne 1, Illinois 7, Indiana 6, Indiana State 1, Iona 1, Iowa 5, Iowa State 6, Jackson State 5, Jacksonville State 1, James Madison 3, Kansas 3, Kent State 4, Kentucky 10, Lamar 1, Liberty 2, Long Beach City College 1, Louisiana State 9, Louisville 7, MacMurray 1, Maryland 5, Memphis State 5, Mesa (Colo.) 2, Miami (Fla.) 26, Miami (Ohio) 1, Michigan 6, Michigan State 8, Minnesota 5, Mississippi 8, Mississippi State 4, Missouri 3, Montana State 1, Montclair State 1, Morgan State 1, Morris Brown 1, Muskingum 1, Nebraska 7, Nevada 3, New Hampshire 1, New Mexico State 2, No College 4, Norfolk State 1, North Carolina 7, North Carolina Central 1, North Carolina A&T 2, North Carolina State 3, North Dakota State 1, Northeast Louisiana 4, Northeastern 1, Northeastern State (Okla.) 1, Northern Arizona 3, Northern Colorado 1, Northern Illinois 1, Northern Iowa 1, Northern Michigan 1, North Texas State 1, Northwestern 2, Northwestern Oklahoma State 1, Northwestern State (La.) 1, Notre Dame 9, Ohio State 14, Oklahoma 10, Oklahoma State 2, Omaha 1, Oregon 3, Pacific 1, Penn State 10, Pittsburg State (Kan.) 1, Pittsburgh 6, Princeton 1, Purdue 6, Rhode Island 2, Rice 3, Rutgers 1, St. Cloud State 1, San Diego State 3, San Jose State 5, South Carolina 1, South Carolina State 1, South Dakota 1, South Dakota State 1, Southeastern Louisiana 1, Southern 6, Southern California 2, Southern Illinois 1, Southern Methodist 2, Southern Mississippi 5, Southwestern Louisiana 1, Southwest Texas State 1, Stanford 5, Stephen F. Austin State 2, Syracuse 9, Tampa 3, Tennessee 11, Tennessee-Chattanooga 1, Tennessee State 5, Texas 5, Texas A&M 11, Texas Arlington 2, Texas Christian 4, Texas-El Paso 1, Texas Southern 5, Texas Tech 3, Toledo 1, Tulane 2, Tulsa 5, UCLA 6, Utah 6, Utah State 2, Vanderbilt 3, Villanova 1, Virginia 8, Virginia State 1, Virginia Tech 3, Wake Forest 1, Washington 4, Washington State 4, Wayne State 1, Western Carolina 1, Western Illinois 1, Western Michigan 2, West Texas State 2, West Virginia 5, Wichita State 1, William & Mary 1, Winston-Salem State 2, Wisconsin 5, Wyoming 1, Xavier 2, Yale 1, Youngstown State 1.

TOP SCHOOLS: 26 – Miami (Fla.); 14 – Ohio State; 13 – Alabama; 12 – Florida; 11 – Texas A&M; 10 – Kentucky, Oklahoma, Penn State, Tennessee; 9 – Auburn, Louisiana State, Notre Dame, Syracuse; 8 – Florida State, Michigan State, Mississippi, Virginia; 7 – Baylor, Bethune-Cookman, Georgia Tech, Illinois, Louisville, Nebraska, North Carolina; 6 – Arizona State, Indiana, Iowa State, Michigan, Pittsburgh, Purdue, Southern, UCLA, Utah.

LENGTH OF SERVICE

TOTAL YEARS	NAME AND YEARS PLAYED
16	Dan Marino 83-98
15	Bob Kuechenberg 70-84
14	Bob Griese 67-80; Don Strock 74-87
13	Nat Moore 74-86
12	Vern Den Herder 71-82; Bruce Hardy 78-89; Jim Jensen 81-92; Larry Little 69-80; Ed Newman 73-84
11	Mark Duper 82-92; Tim Foley 70-80; Larry Seiple 67-77; Howard Twilley 66-76
10	Dick Anderson 68-77; Bob Baumhower 77-86; Doug Betters 78-87; Mark Clayton 83-92; Jeff Dellenbach 85-94; Norm Evans 66-75; Jon Giesler 79-88; Jim Langer 70-79; Paul Lankford 82-91; Ronnie Lee 79-82, 84-89; Don McNeal 80-89; Earnie Rhone 75-84; Reggie Roby 83-92
9	Woody Bennett 80-88; Glenn Blackwood 79-87; Kim Bokamper 77-85; Bob Brudzinski 81-89; Roy Foster 82-90; Duriel Harris 76-83, 85; Bob Heinz 69-77; Curtis Johnson 70-78; Bob Matheson 71-79; Wayne Moore 70-78; Tony Nathan 79-87;

- 8 Richmond Webb 90-98; Garo Yepremian 70-78
 Charlie Babb 72-79; J.B. Brown, 89-96; Nick Buoniconti 69-76; Jeff Cross 88-95;
 Larry Csonka 68-74, 79; A.J. Duhe 77-84; Manny Fernandez 68-75; Cleveland Green
 79-86; William Judson 82-89; Mike Kolen 70-77; Mike Kozlowski 79-86; Jim Mandich
 70-77; John Offerdahl 86-93; Keith Sims 90-97; Bill Stanfill 69-76; Dwight Stephenson
 80-87
- 7 Fred Banks 87-93; Jimmy Cefalo 78-84; Doug Crusan 68-74; Mark Dennis 87-93;
 Larry Gordon 76-82; Hugh Green 85-91; Liffort Hobley 87-93; Dwight Hollier 1992-98;
 Jim Kiick 68-74; Eric Laakso 78-84; Mercury Morris 69-75; Bernie Parmalee 1992-98;
 Pete Stoyanovich 89-95; Jeff Toews 79-85; T.J. Turner 86-92

DOLPHINS BY THE NUMBERS

(1966-98)

- 1 - Garo Yepremian (1970-78); Tony Franklin (1988); Willie Beecher (1988)
- 2 - Cookie Gilchrist (1966); *Willie Beecher (1987)
- 3 - Tom Orosz (1981-82); *Stacy Gore (1987); Van Tiffin (1987)
- 4 - George Roberts (1978-80); Reggie Roby (1983-92)
- 5 - Booth Lusteg (1967); John Stofa (1969-70); Uwe von Schamann (1979-84); Jeff Hayes (1987);
 Kyle Richardson (1997)
- 6 - Jim Arnold (1994); Joe Nedney (1996-97)
- 7 - Billy Lothridge (1972); Guy Benjamin (1978-79); Fuad Reveiz (1985-88); Charlie Baumann
 (1991); Joe Prokop (1992); Dale Hatcher (1993); Craig Erickson (1996-98)
- 8 - Klaus Wilmsmeyer (1998)
- 9 - Scott Secules (1989-92)
- 10 - George Wilson, Jr. (1966); George Mira (1971); Don Strock (1974-87); Pete Stoyanovich
 (1989-95); Olindo Mare (1997-98)
- 11 - Rick Norton (1966-69); Jim Del Gaizo (1972, 1975); Jim Jensen (1981-92); Dan McGwire
 (1995); Damon Huard (1997-98)
- 12 - Bob Griese (1967-80)
- 13 - Jake Scott (1970-75); Dan Marino (1983-98)
- 14 - *Scott Stankavage (1987); Doug Pederson (1993)
- 15 - John Stofa (1966-67); Kim Hammond (1968); Karl Kremser (1969-70); Charles Leigh
 (1971); Earl Morrall (1972-76); *Kyle Mackey (1987); Kirby Dar Dar (1995, 1997)
- 16 - Archie Roberts (1967); Tom Boutwell (1969); David Woodley (1980-83)
- 17 - Mike Michel (1977); Ron Jaworski (1987-88); Steve DeBerg (1993); John Kidd (1994-97);
 Todd Doxzon (1998)
- 18 - Dick Wood (1966); Cliff Stoudt (1989)
- 19 - Reyna Thompson (1986); Scott Mitchell (1990-93); Bernie Kosar (1994-96); Nate Jacquet
 (1998)
- 20 - Larry Seiple (1967-77); Neal Colzie (1979); David Overstreet (1983); *Rickey Isom (1987);
 Joe Cribbs (1988); Marc Logan (1989-91); Muhammad Oliver (1994); Ray Nealy (1997);
 John Avery (1998)
- 21 - Gene Mingo (1966-67); Jim Kiick (1968-74); Rick Volk (1977-78); *Tate Randle (1987);
 Mark Higgs (1990-94); Lawrence Phillips (1997); Rayna Stewart (1998)
- 22 - Willie West (1966-68); Mercury Morris (1969-75); Tony Nathan (1979-87); Kerry Goode
 (1989); Tim McKyer (1990); James Saxon (1992-94); Shawn Wooden (1996-98)
- 23 - Wes Matthews (1966); Charles Leigh (1973-74); Joe Carter (1984-86); Troy Stradford (1987);
 *Demetrious Johnson (1987); Troy Stradford (1987-90); Troy Vincent (1992-95); Robert
 Bailey (1996); George Teague (1997); Patrick Surtain (1998)
- 24 - Billy Hunter (1966); Jack Clancy (1967-69); Delvin Williams (1978-80); Reyna Thompson
 (1986-87); *Floyd Raglin (1987); Reyna Thompson (1987-88); Rodney Thomas (1989-90);
 Vestee Jackson (1991-93); Pat Johnson (1995); Jerry Wilson (1996-98)
- 25 - Dick Westmoreland (1966-69); Tim Foley (1970-80); Mike Smith (1985- 87); Louis Oliver
 (1989-93, 1995-96); Corey Harris (1997)
- 26 - Frank Jackson (1966-67); Lloyd Mumphord (1969-74); Duriel Harris (1976); Donovan Rose
 (1986-87); Jarvis Williams (1988-93); Bracey Walker (1997)
- 27 - Gary Tucker (1968); Gary Davis (1976-79); Lorenzo Hampton (1985-89); Stevon Moore
 (1990); David Pool (1994); Terrell Buckley (1995-98)
- 28 - George Chesser (1966); Abner Haynes (1967); Gene Milton (1968-69); Ed Jenkins (1972);
 Hubert Ginn (1975); Don McNeal (1980-89); Michael McGruder (1990-91); Frankie Smith
 (1993); Gene Atkins (1994-96); Ray Hill (1998)
- 29 - Jack Harper (1967-68); Garry Grady (1969); Tom Smith (1973); John Swain (1985); Liffort
 Hobley (1987-93); Frankie Smith (1994-95); Sam Madison (1997-98)
- 30 - Sam Price (1966-68); Bryant Salter (1976); Ron Davenport (1985-89); Bernie Parmalee
 (1992-98)

- 31 - George Chesser (1967); Barry Pryor (1969-70); Terry Cole (1971); Norm Bulaich (1975-79); Rick Moser (1980); Eddie Hill (1981-84); Sean Hill (1994-96); Brock Marion (1998)
- 32 - Joe Auer (1966-67); Hubert Ginn (1970-73); Benny Malone (1974-78); Tom Vigorito (1981-85); Donald Brown (1986); *Pete Roth (1987); Garrett Limbrick (1990); Bruce Alexander (1992-93); Aaron Craver (1994); Cleveland Gary (1994); Jerris McPhail (1996-97)
- 33 - Billy Joe (1966); Hubert Ginn (1974); Stan Winfrey (1975-77); Billy Cesare (1980); Bo Matthews (1981); Rich Diana (1982); Craig Ellis (1986); *Ronald Scott (1987); Sammie Smith (1989-91); Karim Abdul-Jabbar (1996-98)
- 34 - Ron Sellers (1973); Jim Braxton (1978); Don Testerman (1980); Woody Bennett (1980-88); Nuu Faaola (1989); Tony Collins (1990); Aaron Craver (1991-93); Tyrone Braxton (1994); Tim Jacobs (1996-97); Ron Moore (1998)
- 35 - Rick Casares (1966); Stan Mitchell (1966-70); Clayton Heath (1976); Nick Giaquinto (1980-81); *John Tagliaferri (1987); Kerry Glenn (1990-92); Michael Stewart (1994-96); Irving Spikes (1997)
- 36 - Preston Carpenter (1966); Charles Leigh (1972); Don Nottingham (1973-77); Steve Howell (1979-81); Tom Brown (1987-89); Stephen Braggs (1992-93); Stanley Pritchett (1996-98)
- 37 - Charley Wade (1973); Andra Franklin (1981-84); Mike Kozlowski (1979-80); J.B. Brown (1989-96)
- 38 - Leroy Harris (1977-78); Bob Torrey (1979); Terry Robiskie (1980-81); Ron Landry (1984); *Clarence Bailey (1987); Bruce Plummer (1988); Willard Reaves (1989); Calvin Jackson (1994-98)
- 39 - Larry Csonka (1968-74, 1979)
- 40 - Bo Roberson (1966); Dick Anderson (1968-77); Mike Kozlowski (1981-86); *John Swain (1987); Irving Spikes (1994-96)
- 41 - Willie Pearson (1969); Norris Thomas (1977-79); Fulton Walker (1981-84); *Mark Konecny (1987); African Grant (1990); Keith Byars (1993-96)
- 42 - Bill Darnell (1968-69); Paul Warfield (1970-74); Jeris White (1974-76); Vern Roberson (1977); Lyle Blackwood (1981-86); *Robert Sowell (1987); Ernest Gibson (1989); Chris Green (1991-94); Terry Kirby (1995); Roosevelt Potts (1997)
- 43 - Bob Neff (1966-68); Mike Holmes (1976); Jeff Allen (1980); Ricky Ray (1981-82); Larry Cowan (1982); Bud Brown (1984-88); Terry Kirby (1993-94)
- 44 - Pete Jacquess (1966-67); Dick Washington (1968); Dean Brown (1970); Mike Howell (1972); Barry Hill (1975-76); Charles Cornelius (1977-78); Doug Beaudoin (1980); Paul Lankford (1982-91); Bobby Humphrey (1992); Aaron Craver (1994)
- 45 - Mack Lamb (1967-68); Curtis Johnson (1970-78); Ed Taylor (1979-82); Robert Sowell (1983-85); *Trell Hooper (1987); Rodney Thomas (1988); Bobby Harden (1990-93); Brian Walker (1997-98)
- 46 - Hal Wantland (1966); Don Bessilleu (1979-81); Pete Johnson (1984); *Mark Irvin (1987); Dave Moore (1992)
- 47 - John McGeever (1966); Tom Beier (1967, 1969); Ted Bachman (1976); Glenn Blackwood (1979-87); Stefon Adams (1990); Darrell Malone (1992-94)
- 48 - Bob Patrella (1966-71); Henry Stuckey (1972-74); Ken Ellis (1976); Wade Bosarge (1977); Gerald Small (1978-83); Mike Iaquaniello (1991); Jim Kitts (1997-98)
- 49 - Jimmy Warren (1966-69); Ray Jones (1971); Charlie Babb (1972-79); William Judson (1982-87); *Marvell Burgess (1987); William Judson (1987-89); Tony Paige (1990-92); Robert Wilson (1994-96); Dewayne Dotson (1997)
- 50 - Frank Emanuel (1968-69); Dick Palmer (1970); Bruce Elia (1975); Larry Gordon (1976-82); Jackie Shipp (1984-87); *Greg Storr (1987); Jackie Shipp (1987-88); Dave Ahrens (1989); Louis Cooper (1991); Dwight Hollier (1992-98)
- 51 - Jerry Hopkins (1967-68); Ed Weisacosky (1968-70); Larry Ball (1972-74); Rodrigo Barnes (1975); Andy Selfridge (1976); Rusty Chambers (1976-80); Mark Brown (1983-88); Greg Clark (1989); Bryan Cox (1991-95); Anthony Harris (1996-98)
- 52 - Mike Hudock (1966); Jimmy Keyes (1968-69); Mike Dennery (1976); Larry Ball (1977-78); Mel Land (1979); Steve Shull (1981-83); Emmitt Tilley (1983); Terry Tautolo (1983-84); Sanders Shiver (1984); Robin Sendlein (1985); *Dennis Fowlkes (1987); Scott Nicolas (1987); Mike Reichenbach (1990-91); Roosevelt Collins (1992); Brant Boyer (1994); Jeff Kopp (1995); Robert Jones (1998)
- 53 - Tom Erlandson (1966-67); Norm McBride (1969-70); Bob Matheson (1971-79); Rodell Thomas (1981); Ron Hester (1982-84); Jay Brophy (1984-86); Jack Squirek (1986); David Frye (1986-89); Ned Bolcar (1991-92); Aubrey Beavers (1994-95); Larry Izzo (1996-98)
- 54 - Wahoo McDaniel (1966-68); Bob Bruggers (1968); Dale McCullers (1969); Ted Davis (1970); Howard Kindig (1972-73); Ralph Ortega (1979-80); Steve Potter (1981-82); Rodell Thomas (1983-84); Alex Moyer (1985-86); Johnny Taylor (1986); *Steve Lubischer (1987); Larry Kolic (1987-88); E.J. Junior (1989-91); Chuck Bullough (1993-94); Zach Thomas (1996-98)
- 55 - Jack Rudolph (1966); Randall Edmunds (1968-69); Irv Goode (1973-74); Earnie Rhone (1975-84); Hugh Green (1985-91); David Merritt (1993); Chris Singleton (1993-96); Ronnie Ward (1997)
- 56 - Bob Bruggers (1966-67); Jesse Powell (1969-73); Steve Towle (1975-80); Charles Bowser (1982-85); John Offerdahl (1986-93); Mike Crawford (1997-98)

- 57 - John Bramlett (1967-68); Sean Clancy (1978); Mike Kolen (1970-75,1977); Dwight Stephenson (1980-87); *Scott Nicolas (1987); Tom Thayer (1993); Dion Foxx (1994-95); O.J. Brigance (1997-98)
- 58 - Tom Goode (1966-69); Dale Farley (1971); Al Jenkins (1972); Bruce Bannon (1973-74); Kim Bokamper (1977-85); Rick Graf (1987); Chris Gaines (1988); Ilija Jarostchuk (1988); Tony Furjanic (1988); Krauss (1989); Mark Sander (1992); Jesse Solomon (1994); Antonio Armstrong (1995); O.J. Brigance (1996)
- 59 - Jack Thornton (1966); Doug Swift (1970-75); Guy Roberts (1977); Steve Shull (1980); Bob Brudzinski (1981-89); John Grimsley (1991- 93); Dewayne Dotson (1994-95); Derrick Rodgers (1997-98)
- 60 - Carl Mauck (1970); Tom Wickert (1974); Don Reese (1976); Melvin Mitchell (1977-78); Jeff Toews (1979-85); *Duke Schamel (1987); Greg Clark (1989); Bert Weidner (1990-95); John Bock (1996-98)
- 61 - Ernie Park (1966); Fred Woodson (1967-69); Bob DeMarco (1970-71); Cleveland Green (1979); Thom Dornbrook (1980); Roy Foster (1982- 87); *Greg Cleveland (1987); Roy Foster (1987-90); Gene Williams (1991-92); Tim Ruddy (1994-98)
- 62 - Jim Langer (1970-79); Harry Galbreath (1988-92); Chris Gray (1993-96)
- 63 - Billy Neighbors (1966-69); Mark Dennard (1979-83); Larry Lee (1985); *Greg Ours (1987); Jeff Uhlenhake (1989-93); Cal Dixon (1996); Mark Dixon (1998)
- 64 - Ed Newman (1973-84); Houston Hoover (1994)
- 65 - Jim Higgins (1966); Jack Pyburn (1967-68); Maulity Moore (1972-74); Wally Pesuit (1977-78); Jeff Dellenbach (1985-87); *Bill Bealles (1987); Jeff Dellenbach (1987-94); Kevin Donnalley (1998)
- 66 - Larry Little (1969-80); Larry Lee (1986); *Jim Gilmore (1987); Everett Mclver (1996-97)
- 67 - Bob Kuechenberg (1970-84); Chris Ward (1986); Chris Conlin (1987); *Guy Goar (1987); Pat Swoopes (1991); Jeff Novak (1994); Barry Stokes (1998)
- 68 - Melvin Mitchell (1976); Eric Laakso (1978-84); Greg Koch (1986-87); *Louis Oubre (1987); Jim Huddleston (1987); Andrew Greene (1995); Mike Sheldon (1997-98)
- 69 - Mike Lambrecht (1987-89); Keith Sims (1990-97)
- 70 - Jim Riley (1967-71); Larry Woods (1973); Tom Funchess (1974); Bill Windauer (1975); John Andrews (1975-76); Bob Simpson (1978); Bill Barnett (1980-85); Brian Sochia (1986-91); Eric Moore (1995); Mike Chalenski (1997)
- 71 - Jack Pyburn (1966); Charlie Fowler (1967-68); John Boynton (1969); Frank Cornish (1970-71); Darryl Carlton (1975-76); Mike Current (1977-79); Burton Lawless (1981); Mike Charles (1983-86); *Scott Kehoe (1987); Bob Gruber (1987); Ethan Albright (1995); Dunstan Anderson (1997)
- 72 - Whit Canale (1966); Bill Keating (1967); Rudy Barber (1968); Bob Heinz (1969-77); Mike Fultz (1981); Richard Bishop (1982); Ronnie Lee (1984-87); *Steve Jacobson (1987); Ronnie Lee (1987-89); Tom McHale (1995); Barron Tanner (1997-98)
- 73 - Norm Evans (1966-75); Bob Baumhower (1977-86); Greg Johnson (1988); Ron Heller (1993-95)
- 74 - John Richardson (1967-71); Randy Crowder (1974-76); Steve Young (1977); Cleveland Green (1980-86); Mark Dennis (1987); *Jeff Wiska (1987); Mark Dennis (1987-93); Ed Hawthorne (1995); Brent Smith (1997-98)
- 75 - Ken Rice (1966-67); Manny Fernandez (1968-75); Rick Dvorak (1977); Doug Betters (1978-87); Jeff Faulkner (1990); Dave Zawatson (1991); Shane Burton (1996-98)
- 76 - Tom Nomina (1966-68); Jeff Richardson (1969); Willie Young (1973); Ron Berger (1973); Don Reese (1974-75); John Alexander (1977-78); Rod Walters (1980); Mike Fultz (1981); Steve Clark (1982-85); Tom Toth (1986-89); Tim Irwin (1994); James Brown (1996-98)
- 77 - Rich Zecher (1966-67); Doug Crusan (1968-74); A.J. Duhe (1977-84); *Stanley Scott (1987); Louis Cheek (1988-89); Karl Wilson (1990); Jeff Buckley (1996-98)
- 78 - Maxie Williams (1966-70); Wayne Mass (1971); Jim Dunaway (1972); Tom Drougas (1975-76); Carl Barisich (1977-80); Ken Poole (1981-82); Charles Benson (1983-84); Jerome Foster (1986); *Derek Wimberly (1987); Doug Marrone (1987); Alvin Powell (1989); Richmond Webb (1990-98)
- 79 - Al Dotson (1966); Mike Current (1967); Jim Urbanek (1968); Wayne Moore (1970-78); Jon Giesler (1979-87); *Ike Readon (1987); Jon Giesler (1987-88); Donnie Gardner (1991); Larry Webster (1992-94); Billy Milner (1995-96); Kenny Mixon (1998)
- 80 - Ed Cooke (1966-67); Bob Joswick (1968-69); Marv Fleming (1970-74); Jim McFarland (1975); Loaird McCreary (1976-78); Joe Rose (1980-85); *Lawrence Sampleton (1987); Ferrell Edmunds (1988-92); Irving Fryar (1993-95); Fred Barnett (1996-97); Brett Perriman (1997); Kirby Dar Dar (1998); Horace Copeland (1998); Iheanyi Uwaezuoke (1998)
- 81 - Howard Twilley (1966-76); Ike Hill (1976); Jimmy Cefalo (1978-84); *Mike Caterbone (1987); Scott Schwedes (1987-90); Randal Hill (1991); James Pruitt (1991); Robert Clark (1992); O.J. McDuffie (1993-98)
- 82 - Doug Moreau (1966-69); Otto Stowe (1971-72); Bo Rather (1973); Mel Baker (1974); Cotton Speyrer (1975); Morris Owens (1975-76); Duriel Harris (1977-83); Fernanza Burgess (1984); Duriel Harris (1985); James Pruitt (1986-87); *Todd Feldman (1987); James Pruitt (1987-88); Andre Brown (1989-90); Scott Miller (1991-92); Mark Ingram (1993-94); Frank Wainright (1995-98)

- 83 - Dave Kocourek (1966); Jim Cox (1968); Vern Den Herder (1972-82); Mark Clayton (1983-87); *Dameon Reilly (1987); Mark Clayton (1987-92); Scott Miller (1993-96); Brian Manning (1997); Hendrick Lusk (1998)
- 84 - Earl Faison (1966); Ray Jacobs (1967-68); Bill Stanfill (1969-76); Bruce Hardy (1978-87); *Willie Smith (1987); Bruce Hardy (1987-89); Greg Baty (1990-94); Gary Clark (1995); Brett Carolan (1996); Troy Drayton (1996-98)
- 85 - John Holmes (1966); Nick Buoniconti (1969-76); Terry Anderson (1977-78); Bo Rather (1978); Jeff Groth (1979); Mark Duper (1982-87); *Eddie Chavis (1987); Mark Duper (1987-92); Ronnie Williams (1993-95); Lamar Thomas (1996-98)
- 86 - Mel Branch (1966-68); Vern Den Herder (1971); Marlin Briscoe (1972-74); Freddie Solomon (1975-77); Ronnie Lee (1979-82); John Chesley (1984); *George Farmer (1987); Fred Banks (1987-90); Dennis McKinnon (1990); Fred Banks (1990-93); Eric Green (1995); Brett Carolan (1996); Qadry Ismail (1997); Oronde Gadsden (1998)
- 87 - John Roderick (1966-67); Jim Mertens (1969); Willie Richardson (1970); Andre Tillman (1975-78); Dan Johnson (1983-87); *Rich Siler (1987); *David Lewis (1987); James Pruitt (1990); Charles Henry (1991); Mike Williams (1991-95); Kirby Dar Dar (1996)
- 88 - LaVerne Torczon (1966); Jim Mandich (1970-77); Elmer Bailey (1980-81); Vince Heflin (1982-85); Brian Kinchen (1988-90); Joel Williams (1987); Arthur Cox (1991); Keith Jackson (1992-94); Joe Planansky (1995); Charles Jordan (1996-98); Nate Jacquet (1998)
- 89 - Karl Noonan (1966-71); Nat Moore (1974-86); *Leland Douglas (1987); David Lewis (1987); Tony Martin (1990-93); Randal Hill (1995-96); Ed Perry (1997-98)
- 90 - Bill Cronin (1966); Andy Hendel (1986); Eric Kumerow (1988-90); Marco Coleman (1992-95)
- 91 - Ed Judie (1984); Mack Moore (1985-86); Fred Robinson (1986); *Victor Morris (1987); Jeff Cross (1988-95); Lorenzo Bromell (1998)
- 92 - *Laz Chavez (1987); Nate Hill (1988); David Griggs (1989-93); Daryl Gardener (1996-98)
- 93 - *Charles Bennett (1987); Cliff Odom (1990-93); William Gaines (1994); Trace Armstrong (1995-98)
- 94 - Larry Kolic (1986); *Tim Pidgeon (1987); Greg Mark (1990); Craig Veasey (1993-94); Steve Emtman (1995-96)
- 95 - T.J. Turner (1986-92); Tim Bowens (1994-98)
- 96 - David Marshall (1987); Alfred Oglesby (1990-92); Mike Golic (1993); Daniel Stubbs (1996-98)
- 97 - John Bosa (1987-89); Jeff Hunter (1992-93); Tyoka Jackson (1994); Aaron Jones (1996)
- 98 - Jackie Cline (1987-89); Shawn Lee (1990-91); Norman Hand (1996)
- 99 - Jimmy Hines (1969); George Little (1985-87); Rick Graf (1988-90); Chuck Klingbeil (1991-95); Jason Taylor (1997-98)

* - replacement player

ALL-TIME DRAFT CHOICES

(Boldface indicates made active roster)

1966 EXPANSION DRAFT					
FROM BOSTON			Frank Jackson	WR	So. Methodist
Eddie Wilson	QB	Arizona	Ron Caveness	LB	Arkansas
Billy Neighbors			FROM NEW YORK JETS		
Billy Neighbors	G	Alabama	Wahoo McDaniel	LB	Oklahoma
Ross O'Hanley	S	Boston College	Willie West	S	Oregon
Jack Rudolph	LB	Georgia Tech	Mike Hudock	C	Miami (Fla.)
FROM BUFFALO			LaVerne Torczon	DE	Nebraska
Billy Joe	FB	Villanova	FROM OAKLAND		
Bo Roberson	WR	Cornell	Rich Zecher	DT	Utah State
x-Jim Davidson	T	Ohio State	Dick Wood	QB	Auburn
Howard Simpson	DT	Auburn	Ken Rice	G	Auburn
FROM DENVER			Gene Mingo	K	No College
John McGeever	S	Auburn	FROM SAN DIEGO		
Ed Cooke	DE	Maryland	Dave Kocourek	TE	Wisconsin
Tom Erlandson	LB	Washington St.	Ernie Park	G	MacMurray
Tom Nomina	DT	Miami (Ohio)	Jimmy Warren	CB	Illinois
FROM HOUSTON			Dick Westmoreland	CB	N.C. A&T
Norm Evans	T	Texas Christian	x-retired		
Tom Goode	C	Miss. State	1966		
Jack Spikes	FB	Texas Christian	1a x-Jim Grabowski (1)	RB	Illinois
Maxie Williams	T	SE Louisiana	1b Rick Norton (2)	QB	Kentucky
FROM KANSAS CITY			2 Frank Emanuel (11)	LB	Tennessee
Al Dotson	DT	Grambling	3 x-Larry Gagner (20)	G	Florida
Mel Branch	DE	Louisiana St.			

4	x-Dick Leffridge (29)	RB	West Virginia
5	Grady Bolton (38)	DT	Miss. St.
6	x-Ed Weisacosky (47)	LB	Miami (Fla.)
7	x-Don Hansen (56)	LB	Illinois
8	Bob Petrella (65)	S	Tennessee
9	x-Bill Matan (74)	DE	Kansas St.
10	x-Pat Killorin (83)	C	Syracuse
11	Sam Price (92)	RB	Illinois
12	Howard Twilley (101)	WR	Tulsa
13	x-Ken Kramer (110)	TE	Minnesota
14	Phil Scoggin (119)	P	Texas A&M
15	Jerry Oliver (128)	T	SW Texas
16	Don Lorenz (137)	DE	Stephen F. Austin
17	x-Mike Bender (146)	G	Arkansas
18	x-Rick Kestner (155)	E	Kentucky
19	Doug Moreau (164)	TE	Louisiana St.
20	Jon Tooker (173)	CB	Adams State

x-signed with National Football League

1966 REDSHIRTED DRAFT

1	John Roderick	WR	So. Methodist
2	Harold Fulford	WR	Auburn
3	Jack Clancy	WR	Michigan
4	x-Jim Mankins	RB	Florida St.
5	x-Fritz Greenlee	TE	Arizona
6	Bill Darnall	WR	North Carolina
7	Don Williams	DE	Wofford
8	Jon Brittenum	QB	Arkansas
9	x-Craig Baynham	WR	Georgia Tech
10	x-Randy Winkler	T	Tarleton St.
11	Kai Anderson	C	Illinois

x-signed with National Football League

1967

1	Bob Griese (4)	QB	Purdue
2	Jim Riley (29)	DT	Oklahoma
3	TO DENVER for Cookie Gilchrist (58)		
4	Bob Greenlee (84)	DE	Yale
5a	TO DENVER for Cookie Gilchrist (110)		
5b	x-Gary Tucker (129)	RB	Chattanooga (from Buffalo for Jack Spikes)
6	Bud Norris (138)	TE	Washington St.
7	Larry Seiple (163)	P/RB	Kentucky
8	TO OAKLAND for Bill Cronin (186)		
9	John Richardson (216)	DT	UCLA
10	Torn Beier (241)	S	Miami (Fla.)
11	Jack Pyburn (266)	T	Texas A&M
12a	y-Stan Juk (294)	LB	South Carolina
12b	y-Jim Whitaker (295)	CB	Missouri (from Denver for Jerry Oliver)
13	TO BUFFALO for George Wilson, Jr. (318)		
14	Charlie Stikes (344)	CB	Kent State
15	Jake Ferro (372)	LB	Youngstown
16	Maurice Calhoun (397)	RB	Central Ohio
17	Larry Kissam (422)	T	Florida St.

x-taxi squad '67

y-entered medical school

1968

1a	Larry Csonka (8)	RB	Syracuse
1b	Doug Crusan (27)	T	Indiana (from Cincinnati for John Stofa)
2a	Jim Keyes (35)	LB	Mississippi
2b	Jim Cox (54)	TE	Miami (Fla.) (from Cincinnati for John Stofa)
3a	Jim Urbanek (62)	DT	Mississippi
3b	Dick Anderson (73)	S	Colorado (from San Diego for John Brittenum)
4	TO DENVER for John Bramlett (91)		
5	Jim Kiick (118)	RB	Wyoming

6a	Kim Hammond (142)	QB	Florida St. (from Denver in 7-man deal)
6b	x-Jimmy Hines (146)	WR	Texas Southern
7	x-John Boynton (172)	T	Tennessee
8a	TO N.Y. JETS for Archie Roberts (200)		
8b	Randall Edmunds (217)	LB	Georgia Tech (from Oakland for Dave Kocourek)
9a	Sam McDowell (226)	T	SW Missouri
9b	y-Tom Paciorek (240)	CB	Houston (from Houston for Billy Anderson)
10	Joe Mirto (253)	T	Miami (Fla.)
11	Cornelius Cooper (280)	DE	Prairie View
12	Paul Paxton (307)	T	Akron
13	Bob Joswick (334)	DE	Tulsa
14	Ray Blunk (362)	TE	Xavier
15	Ken Corbin (388)	LB	Miami (Fla.)
16	Henry Still (416)	DT	Bethune-Cookman
17	Bill Nemeth (442)	C	Arizona

x - taxi squad '68

y - pro baseball

1969

1	Bill Stanfill (11)	DE	Georgia
2	Bob Heinz (37)	DT	Pacific
3	Mercury Morris (63)	RB	West Texas State
4	Norm McBride (89)	LB	Utah
5a	Willie Pearson (115)	WR	N.C. A&T
5b	Karl Kremser (128)	K	Tennessee (from Oakland for John Roderick)
6	Ed Tuck (141)	G	Notre Dame
7a	John Egan (167)	C	Boston College
7b	John Kulka (174)	G	Penn State (from San Diego for Tom Erlandson)
8	Bruce Weinstein (193)	TE	Yale
9	Jesse Powell (219)	LB	West Texas State
10	Jim Mertens (245)	TE	Fairmont St.
11	Mike Berdis (271)	DT	N. Dakota St.
12	Dale McCullers (297)	LB	Florida St.
13	Amos Ayres (323)	S	Arkansas AM & N
14	Glynn Thompson (349)	DT	Troy State
15	Chick McGeehan (375)	WR	Tennessee
16	Lloyd Mumphord (401)	CB	Texas Southern
17	Tom Krallman (427)	DE	Xavier

1970

1	TO CLEVELAND for Paul Warfield (3)		
2	Jim Mandich (29)	TE	Michigan
3	Tim Foley (55)	CB	Purdue
4	Curtis Johnson (81)	CB	Toledo
5	TO NEW ENGLAND in Buoniconti deal (107)		
6	Dave Campbell (132)	DE	Auburn
7	Jake Scott (159)	S	Georgia
8	Narvel Chavers (185)	RB	Jackson St.
9	Hubert Ginn (211)	RB	Florida A&M
10	Dick Nittinger (237)	G	Tampa
11	Brownie Wheless (263)	DT	Rice
12	Mike Kolen (289)	LB	Auburn
13	Dave Buddington (315)	RB	Springfield
14	Gary Brackett (341)	G	Holy Cross
15	Pat Hausar (367)	WR	East Tenn.
16	Charles Williams (393)	G	Tennessee St.
17	George Myles (419)	DT	Morris Brown

1971

1	TO BALTIMORE for Don Shula (22)		
2	Otto Stowe (47)	WR	Iowa State
3	Dale Farley (74)	LB	West Virginia
4	x-Joe Theismann (99)	QB	Notre Dame
5	TO PITTSBURGH for Willie Richardson (126)		
6	Dennis Coleman (151)	LB	Mississippi

7	Ron Dickerson (178)	CB	Kansas St.
8	TO PITTSBURGH for Bob DeMarco (203)		
9	Vern Den Herder (230)	DE	Central Iowa
10	Ron Maree (255)	DT	Purdue
11	Vic Surma (282)	T	Penn State
12	Leroy Byars (307)	RB	Alcorn A&M
13	Lonnie Hepburn (333)	CB	Texas Southern
14	David Vaughn (359)	TE	Memphis St.
15	Bob Richards (385)	G	California
16	Chris Myers (410)	WR	Kenyon
17	Curt Mark (437)	LB	Maryville, N.D.

x-signed with Canadian Football League

1972

1	x-Mike Kadish (25)	DT	Notre Dame
2	TO CLEVELAND for Bob Matheson (51)		
3	Gary Kosins (77)	RB	Dayton
4a	Larry Ball (91)	DE	Louisville
	(from San Diego for Carl Mauck)		
4b	Al Benton (103)	T	Ohio Univ.
5	Charlie Babb (129)	S	Memphis St.
6	y-Ray Nettles (155)	LB	Tennessee
7a	Bill Adams (161)	G	Holy Cross
	(from Demer for John Stofa)		
7b	Calvin Harrell (180)	RB	Arkansas St.
8	Craig Curry (207)	QB	Minnesota
9	Greg Johnson (233)	CB	Wisconsin
10	TO HOUSTON for Russell Price (259)		
11	Ed Jenkins (285)	WR	Holy Cross
12	Ashley Ball (311)	TE	Purdue
13	Archy Robinson (337)	CB	Hillsdale
14	Willie Jones (362)	LB	Tampa
15	Bill Davis (389)	DT	Wm. & Mary
16	Al Hannah (415)	WR	Wisconsin
17	Vern Brown (441)	S	Western Mich.

x-taxi squad '72 y-signed with Canadian Football League

1973

1	TO BUFFALO for Martin Briscoe (26)		
2	x-Chuck Bradley (52)	C	Oregon
3	Leon Gray (78)	T	Jackson St.
4	Bo Rather (104)	WR	Michigan
5a	y-Don Strock (111)	QB	Virginia Tech
	(from Buffalo in Frank Cornish deal)		
5b	Dave McCurry (130)	CB	Iowa State
6	Ed Newman (156)	G	Duke
7a	Kevin Reilly (160)	LB	Villanova
	(from New England for Wayne Mass)		
7b	Ben Shephard (163)	RB	Arkansas Tech
	(from New England for Bill Griffin)		
7c	Willie Hatter (178)	WR	Northern Ill.
	(from Cleveland for Bob DeMarco)		
7d	Tom Smith (182)	RB	Miami (Fla.)
8	Archie Pearmon (206)	DE	N.E. Oklahoma
9	Karl Lorch (234)	DE	Southern Cal.
10	Ron Fernandes (260)	DE	Eastern Mich.
11	Chris Kete (286)	G	Boston College
12	Mike Mullen (312)	LB	Tulane
13	Joe Booker (338)	RB	Miami (Ohio)
14	Greg Boyd (364)	RB	Arizona
15	Bill Palmer (389)	TE	St. Thomas
16	James Jackson (416)	DE	Norfolk St.
17	Charley Wade (442)	WR	Tennessee St.

x-injured reserve '73 y-taxi squad '73

1974

1	Don Reese (26)	DE	Jackson St.
2a	y-Andre Tillman (38)	TE	Texas Tech
	(from Green Bay for Jim Del Gaizo)		

2b	Benny Malone (47)	RB	Arizona St.
	(from Dallas in Otto Stowe deal)		
2c	Jeris White (52)	CB	Hawaii
3	Nat Moore (78)	WR	Florida
4	x-Bill Stevenson (104)	DT	Drake
5	x-Cleveland Vann (130)	LB	Oklahoma St.
6a	Randy Crowder (136)	DT	Penn State
	(from Baltimore in Hubert Ginn deal)		
6b	x-Bob Wolfe (156)	T	Nebraska
7a	Carl Swierc (164)	WR	Rice
	(from New Orleans for Jeff White)		
7b	Joe Sullivan (182)	T	Boston College
8	Mel Baker (206)	WR	Texas Southern
9a	Tom Wickert (212)	T	Washington St.
	(from Chicago for Dave McCurry)		
9b	x-Bob Lally (234)	LB	Cornell
10	x-Gary Valbuena (260)	QB	Tennessee
11	Gerry Roberts (286)	DE	UCLA
12	Jim Revels (312)	S	Florida
13	x-Clayton Heath (338)	RB	Wake Forest
14	Sam Johnson (364)	LB	Arizona St.
15	Larry Cates (390)	CB	Western Mich.
16	Jesse Wolf (416)	DT	Prairie View
17	Ken Dickerson (442)	CB	Tuskegee

x-signed with World Football League y-injured reserve '74

1975

1	Darryl Carlton (23)	T	Tampa
2a	Fred Solomon (36)	WR	Tampa
	(from Green Bay for Jim Del Gaizo)		
2b	Stan Winfrey (49)	RB	Arkansas St.
3	Gerald Hill (75)	LB	Houston
4	Bruce Elia (100)	LB	Ohio State
5a	Morris Owens (106)	WR	Arizona St.
	(from N.Y. Giants for Henry Stuckey)		
5b	Barry Hill (127)	S	Iowa State
6a	Steve Towle (143)	LB	Kansas
	(from N.Y. Jets for Larry Woods)		
6b	TO N.Y. JETS for John Mooring (153)		
7	Phillip Kent (179)	RB	Baylor
8	Barney Crawford (205)	DT	Harding
9	James Wilson (231)	G	Clark
10a	Clyde Russell (239)	RB	Oklahoma
	(from Chicago for Charley Wade)		
10b	Joe Jackson (256)	TE	Penn State
	(from Washington for Howard Kindig)		
10c	Joe Danelo (257)	K	Washington St.
11	John Dilworth (283)	CB	NW St. (La.)
12	Joe Yancey (309)	T	Henderson
13	Leonard Isabel (334)	WR	Tulsa
14a	James Lewis (338)	CB	Tennessee St.
	(from N.Y. Giants for Ed Jenkins)		
14b	Jack Graham (361)	QB	Colorado St.
15	Skip Johns (387)	RB	Carson-Newman
16	Vernon Smith (413)	C	Georgia
17	Dwaine Copeland (439)	RB	Middle Tenn.

1976

1a	Larry Gordon (17)	LB	Arizona St.
	(from Washington for Joe Theismann)		
1b	x-Kim Bokamper (18)	LB	San Jose St.
2	Loaird McCreary (49)	TE	Tennessee St.
3	Duriel Harris (80)	WR	New Mexico St.
4a	Melvin Mitchell (96)	G	Tennessee St.
	(from Detroit for Larry Ball)		
4b	TO PHILADELPHIA for Norm Bulaich (111)		
5	TO DETROIT with Larry Ball (145)		
6	Gary Davis (174)	RB	Cal Poly-SLO
7a	Joe Ingersoll (185)	G/T	Nev.-Las Vegas

(from New Orleans for Mel Baker)

7b	Johnny Owens (200)	DE	Tennessee St.
8	Bob Simpson (230)	DT	Colorado
9	y-Norris Thomas (257)	CB	Southern Miss.
10a	Gary Fencik (281)	S	Yale

(from Washington for Karl Lorch)

10b	Don Testerman (282)	RB	Clemson
11	Dexter Pride (312)	RB	Minnesota
12a	Randy Young (338)	T	Iowa State
12b	Darryl Brandford (341)	DT	Northwestern

(from St. Louis for Rodrigo Barnes)

13	Bernie Head (366)	C	Tulsa
14	Bob Gissler (395)	LB	S. Dakota St.
15	Ron Holmes (423)	RB	Utah State
16	Mike Green (450)	P/WR	Ohio Univ.
17	z-Jeff Grantz (480)	QB	South Carolina

x-injured reserve '76 y-quit camp '76, active roster '77
z-remained at South Carolina as coach

1977

1	A.J. Duhe (13)	DE	Louisiana St.
2	Bob Baumhower (40)	DT	Alabama
3a	TO HOUSTON for Ken Ellis (70)		
3b	Mike Watson (71)	T	Miami (Ohio)

(from Chicago for Bo Rather)

4	TO WASHINGTON in Jake Scott deal (97)		
5a	Mike Michel (113)	P/K	Stanford

(from Tampa Bay for Ray Nettles' rights)

5b	Leroy Harris (123)	RB	Arkansas St.
6	TO N.Y. GIANTS for Andy Selfridge (153)		
7	Bruce Herron (180)	LB	New Mexico
8	Horace Perkins (207)	CB	Colorado
9	Robert Turner (237)	RB	Oklahoma St.
10	Mark Carter (264)	T	Eastern Mich.
11	John Alexander (291)	DE	Rutgers
12	Terry Anderson (321)	WR	Bethune-Cookman

1978

1	TO SAN FRAN. in Delvin Williams deal (24)		
2	Guy Benjamin (51)	QB	Stanford
3a	Lyman Smith (64)	DT	Duke

(from N.Y. Giants for Larry Csonka)

3b	Jimmy Cefalo (81)	WR	Penn State
4a	Gerald Small (93)	CB	San Jose St.

(from Cleveland for Paul Warfield)

4b	Eric Laakso (106)	T	Tulane
5a	Ted Burgmeier (111)	S	Notre Dame

(from Tampa Bay for Jeris White)

5b	TO SAN FRAN. in Delvin Williams deal (133)		
6	Doug Betters (163)	DE	Nevada-Reno
7a	Karl Baldischwiler (178)	T	Oklahoma

(from Cleveland for Paul Warfield)

7b	Lloyd Henry (190)	WR	NE Missouri
8	Sean Clancy (217)	LB	Amherst
9	Bruce Hardy (247)	TE	Arizona St.
10	x-Mark Dennard (274)	C	Texas A&M
11	TO SEATTLE for Carl Barisich (301)		
12a	Mike Moore (331)	RB	Middle Tenn.
12b	Bill Kenney (333)	QB	Northern Colo.

(from Denver for Jim Kiick)

x-injured reserve '78

1979

1	Jon Giesler (24)	T	Michigan
2	Jeff Toews (53)	G	Washington
3a	Tony Nathan (61)	RB	Alabama

(from Tampa Bay for Randy Crowder)

3b	Mel Land (63)	LB	Michigan St.
----	---------------	----	--------------

(from N.Y. Giants for Larry Csonka)

3c	Ronnie Lee (65)	TE	Baylor
----	-----------------	----	--------

(from New Orleans for Don Reese)

3d	TO ATLANTA for Ralph Ortega (79)		
4	Steve Howell (107)	RB	Baylor
5	Don Bessillieu (134)	S	Georgia Tech
6	Steve Lindquist (162)	G	Nebraska
7	Uwe von Schamann (189)	K	Oklahoma
8a	Jeff Groth (206)	WR	Bowling Green

(from Washington for Jim Mandich)

8b	Glenn Blackwood (215)	S	Texas
----	-----------------------	---	-------

(from Denver for Jim Kiick)

8c	TO TAMPA BAY for Council Rudolph (217)		
9	Jeff Weston (244)	DT	Notre Dame
10a	Jerome Stanton (258)	CB	Michigan St.

(from Detroit for Karl Baldischwiler)

10b	Mike Kozlowski (272)	S	Colorado
11	Mike Blanton (299)	DE	Georgia Tech
12	Larry Fortner (327)	QB	Miami (Ohio)

1980

1	Don McNeal (21)	CB	Alabama
2	Dwight Stephenson (48)	C	Alabama
3	Bill Barnett (75)	DE	Nebraska
4	Elmer Bailey (100)	WR	Minnesota
5	TO WASHINGTON in Benny Malone deal (132)		
6	Eugene Byrd (158)	WR	Michigan St.
7	Joe Rose (186)	TE	California
8a	Jeff Allen (212)	CB	Calif.-Davis
8b	David Woodley (214)	QB	Louisiana St.

(from Washington for Jim Mandich)

9	Mark Goodspeed (239)	T	Nebraska
10a	Doug Lantz (271)	C	Miami (Ohio)
10b	Ben Long (272)	LB	South Dakota

(from Philadelphia, past considerations)

11a	Phil Driscoll (279)	DE	Mankato St.
-----	---------------------	----	-------------

(from San Francisco for Charles Cornelius)

11b	TO PHILADELPHIA, past considerations (298)		
12	Chuck Stone (325)	G	N. Carolina St.

1981

1	x-David Overstreet (13)	RB	Oklahoma
2a	TO LOS ANGELES in Bob Brudzinski deal (43)		
2b	Andra Franklin (56)	FB	Nebraska

(from Los Angeles in Bob Brudzinski deal)

3	TO LOS ANGELES in Bob Brudzinski deal (69)		
4a	Sam Greene (84)	WR	Nev.-Las Vegas

(from New Orleans for Guy Benjamin)

4b	Brad Wright (96)	QB	New Mexico
5a	Ken Poole (126)	DE	NE Louisiana
5b	Tom Vigorito (138)	RB	Virginia

(from Philadelphia for Leroy Harris)

6a	x-Mack Moore (152)	DE	Texas A&M
6b	Fulton Walker (154)	CB	West Virginia

(from Minnesota in Jim Langer deal)

7	Mike Daum (179)	T	Cal Poly-SLO
8	y-William Judson (206)	CB	S. Carolina St.
9	John Noonan (235)	WR	Nebraska
10	Steve Folsom (261)	TE	Utah
11	Jim Jensen (291)	QB	Boston Univ.
12	John Alford (318)	DT	S. Carolina St.

x-signed with Canadian Football League y-injured reserve '81

1982

1	Roy Foster (24)	G/T	Southern Cal
2	Mark Duper (52)	WR	NW St. (La.)
3	Paul Lankford (80)	CB	Penn State
4	Charles Bowser (108)	LB	Duke
5a	Bob Nelson (120)	DT	Miami (Fla.)

(from Minnesota in Jim Langer deal)

5b	Rich Diana (136)	FB	Yale
----	------------------	----	------

6a	Thomas Tutson (161)	CB	S. Carolina St.
	(from San Diego for George Roberts)		
6b	Ron Hester (164)	LB	Florida St.
7a	Dan Johnson (170)	TE	Iowa State
	(from New Orleans for Guy Benjamin)		
7b	Larry Cowan (192)	RB	Jackson St.
8	Tate Randle (220)	S	Texas Tech
9a	Steve Clark (239)	DE	Utah
	(from Detroit for Steve Towle)		
9b	Mack Boatner (248)	RB	SE Louisiana
10a	Robin Fisher (271)	LB	Florida
	(from Philadelphia for Steve Howell)		
10b	Wayne Jones (276)	C/T	Utah
11	Gary Crum (303)	T	Wyoming
12	Mike Rodrigue (331)	WR	Miami (Fla.)

1983

1	Dan Marino (27)	QB	Pittsburgh
2	Mike Charles (55)	DT	Syracuse
3a	Charles Benson (76)	DE	Baylor
	(from Houston in '83 draft trade-up)		
3b	TO HOUSTON in '83 draft trade-up (83)		
4	TO L.A. RAMS for Eddie Hill (111)		
5	TO HOUSTON in '83 draft trade-up (139)		
6	Reggie Roby (167)	P	Iowa
7	Keith Woetzel (195)	LB	Rutgers
8	Mark Clayton (223)	WR	Louisville
9	Mark Brown (250)	LB	Purdue
10	Anthony Reed (278)	RB	S. Carolina St.
11	Joe Lukens (306)	G	Ohio State
12	x-Anthony Carter (334)	WR	Michigan

x-previously had signed with United States Football League

1984

1a	Jackie Shipp (14)	LB	Oklahoma
	(from Buffalo in '84 draft trade-up)		
1b	TO BUFFALO in '84 draft trade-up (26)		
2	Jay Brophy (53)	LB	Miami (Fla.)
3a	TO BUFFALO in '84 draft trade-up (79)		
	(from Pittsburgh in David Woodley deal)		
3b	TO BUFFALO in '84 draft trade-up (82)		
4	Joe Carter (109)	RB	Alabama
5	Dean May (138)	QB	Louisville
6	Rowland Tatum (165)	LB	Ohio State
7	Bernard Carvalho (194)	G/T	Hawaii
8	x-Ron Landry (221)	FB	McNeese St.
9	Jim Boyle (250)	G/T	Tulane
10	John Chesley (277)	TE	Oklahoma St.
11	Bud Brown (305)	S	Southern Miss.
12a	William Devane (320)	DT	Clemson
12b	Mike Weingrad (333)	LB	Illinois
	(from San Francisco for Tom Orsz)		

x-injured reserve '84

1984 USFL SUPPLEMENTAL DRAFT

1	Danny Knight (26)	WR	Mississippi State
	(from N.J. Generals)		
2	Dewey Forte (53)	DE	Bethune-Cookman
	(from L.A. Express)		
3	Duan Hanks (82)	WR	Stephen F. Austin
	(from Philadelphia Stars)		

1985

1	Lorenzo Hampton (27)	RB	Florida
2	TO SAN DIEGO for Pete Johnson (55)		
3a	George Little (65)	DT	Iowa
	(from Philadelphia for Mark Dennard)		
3b	Alex Moyer (83)	LB	Northwestern
4a	Mike Smith (91)	CB	Texas-El Paso
	(from Cleveland for Duriel Harris)		

4b	Jeff Dellenbach (111)	T	Wisconsin
5	TO DENVER for Larry Evans (139)		
6a	George Shorthose (145)	WR	Missouri
	(from Atlanta in Gerald Small deal)		
6b	Ron Davenport (167)	FB	Louisville
7	Fuad Reveiz (195)	K	Tennessee
8	Dan Sharp (223)	TE	Texas Christian
9	Adam Hinds (251)	S	Oklahoma St.
10	Mike Pendleton (279)	CB	Indiana
11	Mike Jones (307)	RB	Tulane
12	Ray Noble (335)	CB	California

1986

1	TO TAMPA BAY in Hugh Green deal (25)		
2a	TO TAMPA BAY in Hugh Green deal (40)		
	(from Minnesota in Anthony Carter deal)		
2b	John Offerdahl (52)	LB	Western Michigan
3	T.J. Turner (81)	DT	Houston
4	James Pruitt (107)	WR	Cal-State Fullerton
5	Kevin Wyatt (136)	CB	Arkansas
6	Brent Sowell (163)	DT	Alabama
7	Larry Kolic (193)	LB	Ohio State
8	John Stuart (218)	T	Texas
9	Reyna Thompson (247)	CB	Baylor
10	Jeff Wickersham (274)	QB	Louisiana St.
11	Arnold Franklin (303)	TE	No. Carolina
12	Rickey Isom (329)	FB	N. Carolina St.

1987

1a	TO MINNESOTA in '87 draft trade-down (14)		
1b	John Bosa (16)	DE	Boston College
	(from Minnesota in '87 draft trade-down)		
2a	Rick Graf (43)	LB	Wisconsin
2b	Scott Schwedes (56)	WR	Syracuse
	(from N.Y. Giants through St. Louis in '87 draft trade-up)		
3	TO ST. LOUIS in '87 draft trade-up (70)		
4	Troy Stradford (99)	RB	Boston College
5a	TO ST. LOUIS in '87 draft trade-up (126)		
5b	TO KANSAS CITY in '87 draft trade-down (128)		
	(from Minnesota in '87 draft trade-down)		
5c	Chris Conlin (132)	T/G	Penn State
	(from Kansas City in '87 draft trade-down)		
6	Lance Sellers (155)	LB	Boise State
7	Tom Brown (182)	FB	Pittsburgh
8a	Joel Williams (210)	TE	Notre Dame
8b	Mark Dennis (212)	T	Illinois
	(from Kansas City in '87 draft trade-down)		
9	Tim Pidgeon (237)	LB	Syracuse
10	Bobby Taylor (266)	CB	Wisconsin
11	Terance Mann (293)	DE	So. Methodist
12	x-Jim Karsatos (322)	QB	Ohio State

x-injured reserve '87

1988

1	Eric Kumerow (16)	DE	Ohio State
2	Jarvis Williams (42)	S	Florida
3	Ferrell Edmunds (73)	TE	Maryland
4	Greg Johnson (99)	T	Oklahoma
5	Rodney Thomas (126)	CB	Brigham Young
6a	x-Melvin Bratton (153)	FB	Miami (Fla)
6b	George Cooper (156)	FB	Ohio State
	(from Minnesota for Greg Koch)		
7	Kerwin Bell (180)	QB	Florida
8a	Harry Galbreath (212)	G	Tennessee
8b	Louis Cheek (220)	T	Texas A&M
	(from Denver for Larry Lee)		
9	Jeff Cross (239)	DE	Missouri
10	Artis Jackson (266)	DT	Texas Tech
11	Tom Kelleher (292)	FB	Holy Cross

12 Brian Kinchen (320) TE Louisiana St.
x-injured/unsigned '88

1989

1a Sammie Smith (9) RB Florida State
1b Louis Oliver (25) S Florida
(from Chicago in '89 draft trade-up)
2 TO CHICAGO in '89 draft trade-up (36)
3 TO CHICAGO in '89 draft trade-up (65)
4 David Holmes (92) CB Syracuse
5 Jeff Uhlenhake (121) C Ohio State
6 Wes Pritchett (147) LB Notre Dame
7 Jim Zdelar (176) T Youngstown St.
8 Pete Stoyanovich (203) K Indiana
9 x-Dana Batista (232) LB Texas A&M
10a Deval Glover (259) WR Syracuse
10b Greg Ross (275) DT Memphis State
(from Minnesota for Greg Koch)
11 y-Bert Weidner (288) DT Kent State
12 J.B. Brown (315) CB Maryland
x-injured reserve '89 y-developmental squad '89

1990

1 Richmond Webb (9) T Texas A&M
2 Keith Sims (39) G Iowa State
3 Alfred Oglesby (66) NT Houston
4 Scott Mitchell (93) QB Utah
5a TO DALLAS for Scott Secules (120)
5b x-Leroy Holt (137) FB Southern Cal
(from Washington in '90 draft trade-up)
6 y-Sean Vanhorse (151) CB Howard
7 TO CLEVELAND in '90 draft trade-down (178)
8 Thomas Woods (205) WR Tennessee
9 Phil Ross (231) TE Oregon State
10 TO WASHINGTON in '90 draft trade-up (262)
11 TO SAN FRANCISCO in Tim McKyer deal (289)
12 Bobby Harden (315) S Miami (Fla.)
x-injured reserve '90 y-physically unable to perform '90

1991

1 Randal Hill (23) WR Miami (Fla.)
2 TO SAN FRANCISCO in Tim McKyer deal (45)
3a Aaron Craver (60) RB Fresno State
(from Atlanta in Tim McKyer deal)
3b TO HOUSTON for John Grimsey (79)
4 TO WASHINGTON in '90 trade-up (103)
5a Bryan Cox (113) LB Western Illinois
(from Cleveland in '90 trade-down)
5b Gene Williams (121) G Iowa State
(from Green Bay in '91 draft trade-up)
5c TO GREEN BAY in '91 draft trade-up (135)
6 TO GREEN BAY in '91 draft trade-up (164)
7 Chris Green (191) CB Illinois
8 Roland Smith (220) CB Miami (Fla.)
9 Scott Miller (246) WR UCLA
10 Michael Tittle (275) TE Iowa
11 Ernie Rogers (302) T California
12 Joe Brunson (331) DT Chattanooga

1992

1a Troy Vincent (7) CB Wisconsin
(from Phoenix for Randal Hill)
1b Marco Coleman (12) LB Georgia Tech
2 x-Eddie Blake (43) G Auburn
3 Larry Webster (70) DE Maryland
4 Dwight Hollier (97) LB North Carolina
5 Christopher Perez (124) T Kansas
6 Roosevelt Collins (155) LB Texas Christian
7a TO ATLANTA in '92 draft trade-down (182)

7b TO L.A. RAIDERS in '92 draft trade-down (185)
(from Atlanta in '92 draft trade-down)

7c Dave Moore (191) TE Pittsburgh
(from L.A. Raiders in '92 draft trade-down)
8 Andre Powell (209) LB Penn State
9 Tony Tellington (236) CB Youngstown St.
10 Raoul Spears (267) RB Southern Cal
11a Lee Miles (294) WR Baylor
11b Mark Barsotti (296) QB Fresno State
(from L.A. Raiders in '92 draft trade-down)
12a Milton Biggins (322) TE West. Kentucky
12b Kameno Bell (328) RB Illinois
(from Atlanta in '92 draft trade-down)

x - Non Football Injury '92

1993

1 O.J. McDuffie (25) WR Penn State
2 TO NEW ENGLAND in Irving Fryar deal (52)
3 Terry Kirby (78) RB Virginia
4 Ronnie Bradford (105) CB Colorado
5 Chris Gray (132) T Auburn
6 Robert O'Neal (164) S Clemson
7 David Merritt (191) LB N. Carolina St.
8 Dwayne Gordon (218) LB New Hampshire

1994

1a TO GREEN BAY in '94 trade-down (16)
1b Tim Bowns (20) DT Mississippi
(from Green Bay in '94 draft trade-down)
2a Aubrey Beavers (54) LB Oklahoma
2b Tim Ruddy (65) C Notre Dame
(from Arizona in '94 trade-up)
3 TO ARIZONA in '94 trade-up (89)
(from Green Bay in '94 draft trade-down)
4a Ronnie Woolfork (112) LB Colorado
(from Cleveland for G Gene Williams)
4b TO ARIZONA in '94 trade-up (115)
(from San Diego for WR Tony Martin)
4c TO ARIZONA in '94 trade-up (121)
5 William Gaines (147) DT Florida
6 Brant Boyer (177) LB Arizona
7 Sean Hill (214) CB Montana St.

1995

1 Billy Milner (25) T Houston
2a Andrew Greene (53) G Indiana
(from Green Bay in Ingram-Jackson deals)
2b TO CHICAGO in Trace Armstrong deal (56)
3 TO CHICAGO in Trace Armstrong deal (87)
4a TO GREEN BAY in Keith Jackson deal (117)
(from Green Bay for Mark Ingram)
4b Pete Mitchell (122) TE Boston College
5 Norman Hand (158) DT Mississippi
6 Jeff Kopp (194) LB Southern Cal
7a Corey Swinson (233) DT Hampton
7b x-Shannon Myers (246) WR Lenoir-Rhyne
(compensatory pick from NFL)

x - Physically Unable To Perform '95

1996

1 Daryl Gardener (20) DE Baylor
2a TO DALLAS in '96 trade-down (49)
2b TO JACKSONVILLE in '96 trade-down (60)
(from Dallas in '96 trade-down)
3a Dorian Brew (79) CB Kansas
(from Jacksonville in '96 trade-down)
3b Karim Abdul-Jabbar (80) RB UCLA
4a TO KANSAS CITY in '96 trade-down (98)
(from Jacksonville in '96 trade-down)
4b TO JACKSONVILLE in '96 trade-down (99)

- (from Dallas in '96 trade-down)
- 4c Kirk Pointer (113) CB Austin Peay
(from Kansas City in '96 trade-down)
- 4d Stanley Pritchett (118) FB South Carolina
- 4e LaCurtis Jones (125) LB Baylor
(from Kansas City in '96 trade-down)
- 5a Jerris McPhail (134) RB East Carolina
(from Jacksonville in '96 trade-down)
- 5b Shane Burton (150) DE Tennessee
(from Jacksonville in '96 trade-down)
- 5c Zach Thomas (154) LB Texas Tech
- 6 Shawn Wooden (189) S Notre Dame
- 7a Jeff Buckey (230) T Stanford
- 7b Brice Hunter (251) WR Georgia
(compensatory pick from NFL)

1997

- 1 x-Yatil Green (15) WR Miami (Fla.)
- 2 Sam Madison (44) CB Louisville
- 3a Jason Taylor (73) DE Akron
- 3b Derrick Rodgers (92) LB Arizona State
(compensatory pick from NFL)
- 3c Ronnie Ward (93) LB Kansas
(compensatory pick from NFL)
- 3d y-Brent Smith (96) T Mississippi St.
(compensatory pick from NFL)
- 4a TO ST. LOUIS in '97 trade-down (112)
- 4b Jerome Daniels (121) G Northeastern
(from St. Louis in '97 trade-down)
- 4c TO OAKLAND in '97 trade-down (123)
(from San Francisco for RB Terry Kirby)
- 5a TO N.Y. JETS for T James Brown (145)
- 5b Barron Tanner (149) DT Oklahoma
(from Kansas City for K Pete Stoyanovich)
- 5c Nicholas Lopez (157) DE Texas Southern
(from Oakland in '97 trade-down)
- 6a John Fiala (166) LB Washington
(from Oakland in '97 trade-down)
- 6b Brian Manning (170) WR Stanford
(from St. Louis in '97 trade-down)
- 6c Mike Crawford (173) LB Nevada
(from St. Louis in '97 trade-down)
- 6d Ed Perry (177) TE James Madison
- 7a Hudhaifa Ismaeli (203) CB Northwestern
(from Oakland in '97 trade-down)
- 7b TO KANSAS CITY in '96 trade-down (214)

x - Injured Reserve '97 y - did not appear in a game '97

1998

- 1a TO GREEN BAY in '98 trade-down (19)
- 1b John Avery (29) RB Mississippi
(from Green Bay in '98 trade-down)

- 2a Patrick Surtain (44) CB Southern Miss.
(from Carolina for 1st-round pick in 2000)
- 2b Kenny Mixon (49) DE LSU
- 2c TO DETROIT in '98 trade-down (60)
(from Green Bay in '98 trade-down)
- 3a Brad Jackson (79) LB Cincinnati
(from Detroit in '98 trade-down)
- 3b x-Larry Shannon (82) WR East Carolina
- 4a Lorenzo Bromell (102) DE Clemson
(from Philadelphia in '98 trade-up)
- 4b TO PHILADELPHIA in '98 trade-up (112)
- 5a TO PHILADELPHIA in '98 trade-up (142)
- 5b Scott Shaw (143) G Michigan State
(from Detroit in '98 trade-down)
- 6a Nathan Strikwerda (171) C Northwestern
- 6b John Dutton (172) QB Nevada
(from Detroit in '98 trade-down)
- 7 Jim Bundren (210) G Clemson

x - Injured Reserve '98

1999

- 1a TO SAN FRANCISCO in '99 draft trade-down (24)
- 1b TO DETROIT in '99 draft trade-down (27)
- 2a J.J. Johnson (39) RB Mississippi State
(from Detroit in '99 draft trade-down)
- 2b Rob Konrad (43) FB Syracuse
(from Kansas City in '99 draft trade-up)
- 2c TO KANSAS CITY in '99 draft trade-up (54)
- 3a TO DETROIT in '99 draft trade-down (70)
(from Detroit in '99 draft trade-down)
- 3b Grey Ruegamer (72) C Arizona State
(from Detroit in '99 draft trade-down)
- 3b TO KANSAS CITY in '99 draft trade-up (84)
- 4 TO MINNESOTA for signing TE Hunter Goodwin (120)
- 5a Cecil Collins (134) RB McNeese State
(from San Francisco in '99 draft trade-down)
- 5b Bryan Jones (142) LB Oregon State
(from Detroit in '99 draft trade-down)
- 5c TO SAN FRANCISCO for G Kevin Gogan (157)
- 6 Brent Bartholomew (192) P Ohio State
- 7a TO N.Y. GIANTS for RB Tyrone Wheatley (231)
- 7b Jermaine Haley (232) DT Butte College
(from Detroit in '99 draft trade-down)
- 7c Joe Wong (244) T Brigham Young
(compensatory pick from NFL)

ALL-TIME DRAFT BY POSITION

POSITION	NO.
Defensive Line	81
Offensive Line	79
Linebacker	69
Defensive Back	68
Running Back	65
Wide Receiver	46
Tight End	32
Quarterback	23
Kicker	6
Punter	4

FIRST ROUND BY POSITION

POSITION	Top NO.	All First Round
Defensive Line	8	8
Running Back	7*	6
Offensive Line	6*	6
Wide Receiver	4*	3
Linebacker	3*	4
Quarterback	3*	3
Defensive Back	2	3
Tight End	1*	0
Kicker/Punter	0	0

*Includes one selection in second round

ALL-TIME TRADES

1966

- 1/15 LB Ron Caveness to Houston for rights to QB Billy Anderson (1965 redshirt draftee of Houston)
- 7/3 13th round pick in 1967 to Buffalo for QB George Wilson, Jr.
- 8/30 RB Jack Spikes to Buffalo for 5th round pick in 1967
- 11/10 3rd and 5th round picks in 1967 to Denver for RB Cookie Gilchrist
- 11/10 DT Jerry Oliver to Denver for 12th round pick in 1967
- 11/10 8th round pick in 1967 to Oakland for TE Bill Cronin

1967

- 4/4 T Nick DeFelice to N.Y. Jets for C Mike Hudock
- 5/4 TE Bill Cronin to Denver for DT Ray Jacobs
- 6/27 DE Earl Faison, RB Cookie Gilchrist, G Earnie Park and QB George Wilson, Jr., to Denver for RB Abner Haynes, LB Jerry Hopkins, DE Danny La Rose and 6th round pick in 1968
- 7/25 4th round pick in 1968 to Denver for LB John Bramlett
- 9/5 TE Dave Kocourek to Oakland for 8th round pick in 1968
- 9/26 8th round pick in 1968 to N.Y. Jets for QB Archie Roberts
- 12/3 QB Jon Brittenum to San Diego for 3rd round pick in 1968
- 12/27 QB John Stofa to Cincinnati for 1st and 2nd round picks in 1968;
- 12/27 QB Billy Anderson to Houston for 9th round pick in 1968

1968

- 8/19 LB Tom Eerlandson to San Diego for 7th round

pick in 1969

- 8/21 WR John Roderick to Oakland for 5th round pick in 1969

1969

- 3/24 LB John Bramlett, QB Kim Hammond and 5th round pick in 1970 to Boston for LB Nick Buoniconti
- 7/2 CB Mack Lamb to San Diego for G Larry Little

1970

- 1/27 1st round pick in 1970 to Cleveland for WR Paul Warfield
- 4/13 1st round pick in 1971 to Baltimore as compensation for Head Coach Don Shula
- 5/1 CB Dick Westmoreland to Minnesota for G Bookie Bolin
- 5/1 S Tom Beier to San Francisco for T/C Lance Olssen
- 5/18 WR Jack Clancy to Green Bay as compensation for TE Marv Fleming
- 8/31 8th round pick in 1971 to Pittsburgh for C Bob DeMarco
- 9/15 5th round pick in 1971 to Pittsburgh for WR Willie Richardson

1971

- 9/1 2nd round pick in 1972 to Cleveland for LB Bob Matheson
- 9/8 C Carl Mauck to San Diego for DT Tony Liscio and 4th round pick in 1972
- 11/23 QB John Stofa to Denver for 7th round pick in 1972
- 11/23 10th round pick in 1972 to Houston for DE Russell Price

1972

- 6/7 LB Dale Farley to Buffalo for DT Jim Dunaway

- 6/7 1st round pick in 1973 to Buffalo for WR Marlin Briscoe
- 8/22 DT Frank Cornish to Buffalo for G/C Howard Kindig and 5th round pick in 1973
- 8/28 T Wayne Mass to New England for 7th round pick in 1973
- 9/26 C Bob DeMarco to Cleveland for 7th round pick in 1973
- 9/26 G/C Bill Griffin to New England for 7th round pick in 1973

1973

- 8/10 CB Dave McCurry to Chicago for 9th round pick in 1974
- 8/22 QB Jim Del Gaizo to Green Bay for 2nd round picks in 1974 and 1975
- 8/27 DT Mike Kadish to Buffalo for C/G Irv Goode
- 8/29 K Jeff White to New Orleans for 7th round pick in 1974
- 5/10 WR Otto Stowe to Dallas for WR Ron Sellers and 2nd round pick in 1974
- 10/2 RB Hubert Ginn to Baltimore for FB Don Nottingham and 6th round pick in 1974

1974

- 1/25 QB Joe Theismann to Washington for 1st round pick in 1976
- 8/7 DT Larry Woods to N.Y. Jets for 6th round pick in 1975
- 8/9 WR Charley Wade to Chicago for 10th round pick in 1975
- 8/17 RB Ed Jenkins to N.Y. Giants for 14th round pick in 1975
- 8/21 G/C Howard Kindig to Washington for 10th round pick in 1975
- 8/28 6th round pick in 1975 to N.Y. Jets for T John Mooring
- 9/10 WR Bo Rather to Chicago for 3rd round pick in 1977

1975

- 1/28 CB Henry Stuckey to N.Y. Giants for 5th round pick in 1975
- 1/30 Rights to DE Karl Lorch to Washington for 10th round pick in 1976
- 5/6 WR Marlin Briscoe and RB Hubert Ginn to St. Louis for RB Donny Anderson and compensation for TE Jim McFarland
- 7/9 4th round pick in 1976 to Philadelphia for FB Norm Bulaich
- 7/23 LB Bruce Bannon to San Diego for DE Pete Lazetich
- 9/7 LB Larry Ball and 5th round pick in 1976 to Detroit for 4th round pick in 1976
- 9/9 WR Mel Baker to New Orleans for 7th round pick in 1976

1976

- 4/6 LB Rodrigo Barnes to St. Louis for 12th round pick in 1976
- 4/6 3rd round picks in 1978 and 1979 from N.Y. Giants as compensation for signing FB Larry Csonka
- 4/8 4th and 7th round picks in 1978 from Cleveland as compensation for signing WR Paul Warfield
- 4/10 12th round pick in 1978 and 9th round pick in 1979 from Denver as compensation for

- signing RB Jim Kiick
- 8/24 RB Mercury Morris to San Diego for 4th round pick in 1977
- 8/24 S Jake Scott and 4th round pick in 1977 to Washington for S Bryant Salter
- 9/2 6th round pick in 1977 to N.Y. Giants for LB Andy Selfridge
- 9/21 3rd and 4th (obtained in Morris trade, 1976) round picks in 1977 to Houston for CB Ken Ellis

1977

- 1/21 Rights to LB Ray Nettles to Tampa Bay for 5th and 6th round picks in 1977
- 2/7 6th round pick in 1977 to Tampa Bay for WR Barry Smith and T Randy Young
- 7/20 11th round pick in 1978 to Seattle for DT Carl Barisich
- 8/8 T Darryl Carlton to Tampa Bay for T Mike Current and 5th round pick in 1978
- 8/30 5th (obtained in Carlton trade, 1977) round pick in 1978 to Tampa Bay for T Steve Young
- 9/5 CB Jeris White to Tampa Bay for 5th round pick in 1978

1978

- 4/17 S Vern Roberson, WR Freddie Solomon and 1st and 5th round picks in 1978 to San Francisco for RB Delvin Williams
- 5/11 TE Jim Mandich to Washington for 8th round picks in 1979 and 1980
- 7/5 8th round pick in 1979 to Tampa Bay for DE Council Rudolph
- 8/28 T Karl Baldischwiler to Detroit for 10th round pick in 1979
- 10/10 RB Benny Malone and 5th round pick in 1980 to Washington for FB Jim Braxton and 3rd round pick in 1979

1979

- 3/22 3rd (obtained in Malone trade, 1978) round pick in 1979 to Oakland for S Neal Colzie
- 4/18 3rd round pick in 1979 to Atlanta for LB Ralph Ortega
- 8/21 CB Charles Cornelius to San Francisco for 11th round pick in 1980
- 8/27 FB Leroy Harris to Philadelphia for 5th round pick in 1981

1980

- 8/25 RB Gary Davis and CB Norris Thomas to Tampa Bay for FB Jimmy DuBose and 2nd round pick in 1981
- 8/28 QB Guy Benjamin to New Orleans for 4th round pick in 1981
- 9/24 C Jim Langer to Minnesota for 6th round pick in 1981 and 5th round pick in 1982

1981

- 4/28 3rd round pick in 1981 and 2nd (obtained in Davis/Thomas trade, 1980) round pick in 1982 to Los Angeles for LB Bob Brudzinski; teams also exchanged 2nd round picks in 1981 (Dolphins moving down from 43rd to 56th overall)
- 7/13 LB Steve Towle to Detroit for 9th round pick in 1982
- 7/22 4th round pick in 1983 to Los Angeles for RB

- Eddie Hill
 8/18 FB Steve Howell to Philadelphia for 10th round pick in 1982
 8/31 P George Roberts to San Diego for 6th round pick in 1982

1983

- 4/26 3rd (81st overall) and 5th round picks in 1983 to Houston for 3rd (76th overall) round pick in 1983 in draft trade-up
 8/15 5th round pick in 1985 to Denver for LB Larry Evans
 8/29 P Tom Orosz to San Francisco for 12th round pick in 1984

1984

- 2/21 QB David Woodley to Pittsburgh for 3rd round pick in 1984
 3/6 C Mark Dennard to Philadelphia for 3rd round pick in 1985
 3/27 WR Duriel Harris to Cleveland for 4th round pick in 1985
 5/1 1st (26th overall) round pick and two 3rd round picks (one obtained in Woodley trade, 1984) in 1984 to Buffalo for 1st (14th overall) round pick in 1984 in draft trade-up
 8/27 CB Gerald Small to Atlanta for T Ronnie Lee and 6th round pick in 1985
 9/22 2nd round pick in 1985 to San Diego for FB Pete Johnson

1985

- 5/7 Conditional undisclosed pick in 1986 to Cincinnati for QB Bryan Clark
 8/15 Rights to WR Anthony Carter (12th round, 1983) to Minnesota for LB Robin Sendlein and 2nd round pick in 1986
 10/9 1st and 2nd (obtained in Carter trade, 1985) round picks in 1986 to Tampa Bay for LB Hugh Green

1987

- 4/28 1st (14th overall) round pick in 1987 to Minnesota for 1st (16th overall) and 5th round picks in 1987 in draft trade-down
 4/28 3rd and 5th (obtained in 1987 draft trade-down) round picks in 1987 to St. Louis for 2nd round pick in 1987 in draft trade-up
 4/28 5th (128th overall) round pick in 1987 to Kansas City for 5th (132nd overall) and 8th round picks in 1987 in draft trade-down
 8/20 G/C Larry Lee to Denver for 8th round pick in 1988
 10/20 T Greg Koch to Minnesota for 6th round pick in 1988 and 10th round pick in 1989

1989

- 4/23 2nd (36th overall) and 3rd (65th overall) round picks in 1989 to Chicago for 1st round pick (25th overall) in 1989 in draft trade-up
 8/6 5th (120th overall) round pick in 1990 to Dallas for QB Scott Secules

1990

- 4/22 10th (262nd overall) round pick in 1990 and 4th round pick in 1991 to Washington for 5th round pick in 1990 in draft trade-up

- 4/23 7th (178th overall) round pick in 1990 to Cleveland for 5th round pick in 1991
 4/23 11th (289th overall) round pick in 1990 and 2nd round pick in 1991 to San Francisco for CB Tim McKyer
 9/3 12th (331st overall) round pick in 1991 to Atlanta for NT Shawn Lee

1991

- 1/31 LB Eric Kumerow to Chicago for CB Vestee Jackson
 4/1 3rd (79th overall) round pick in 1991 to Houston for LB John Grimsley
 4/21 CB Tim McKyer to Atlanta for 3rd (60th overall) and 12th (331st overall) round picks in 1991
 4/22 5th (135th overall) and 6th (163rd overall) round picks in 1991 to Green Bay for 5th (121st overall) in 1991 in draft trade-up
 9/3 WR Randal Hill to Phoenix for 1st (seventh overall) round pick in 1992

1992

- 4/27 7th (182nd overall) round pick in 1992 to Atlanta for 7th (185th overall) and 12th (328th overall) round picks in 1992 in draft trade-down
 4/27 7th (185th overall) round pick in 1992 to L.A. Raiders for 7th (191st overall) and 11th (296th overall) round picks in 1992 draft trade-down
 5/26 RB Sammie Smith to Denver for RB Bobby Humphrey

1993

- 4/1 2nd (52nd overall) round pick in 1993 and 3rd (88th overall) round pick in 1994 to New England for WR Irving Fryar
 7/13 G Gene Williams to Cleveland for 4th (110th overall) round pick in 1994

1994

- 3/24 WR Tony Martin to San Diego for 4th (113th overall) round pick in 1994
 4/24 1st (16th overall) round pick in 1994 to Green Bay for 1st (20th overall) and 3rd (89th overall) round picks in 1994 in draft trade-down
 4/24 3rd (89th overall), 4th (115th overall) and 4th (121st overall) round picks in 1994 to Arizona for 2nd (65th overall) round pick in 1994 in draft trade-up

1995

- 3/21 WR Mark Ingram to Green Bay for 4th (116th overall) round pick in 1995
 3/29 TE Keith Jackson and 4th (116th overall) round pick to Green Bay for 2nd (53rd overall) round pick in 1995
 4/3 CB Terrell Buckley from Green Bay for past considerations
 4/4 2nd (56th overall) round pick and 3rd (87th overall) round pick in 1995 to Chicago for DE Trace Armstrong
 8/27 TE Pete Mitchell to Jacksonville for WR Mike Williams

1996

- 3/4 5th (145th overall) round pick in 1997 to N.Y. Jets for T James Brown
4/20 2nd (49th overall) round pick in 1996 to Dallas for 2nd (60th overall) and 4th (99th overall) round picks in 1996 in draft trade-down
4/20 2nd (60th overall) and 4th (99th overall) round picks in 1996 to Jacksonville for 3rd (79th overall), 4th (98th and 134th overall) and 5th (150th overall) round picks in 1996 in draft trade-down
4/21 4th (98th overall) round pick in 1996 and 7th (214th overall) round pick in 1997 to Kansas City for 4th (113th and 125th overall) round picks in 1996 in draft trade-down
8/19 RB Terry Kirby to San Francisco for 4th (123rd overall) round pick in 1997
8/21 K Pete Stoyanovich to Kansas City for 5th (149th overall) round pick in 1997
10/1 T Billy Milner to St. Louis for TE Troy Drayton

1997

- 4/20 4th (112th overall) round pick in 1997 to St. Louis for 4th (121st overall) and 6th (170th and 173rd overall) round picks in 1997 in draft trade-down
4/20 4th (123rd overall) round pick in 1997 to Oakland for 5th (157th overall), 6th (166th overall) and 7th (203rd overall) round picks in 1997 in draft trade-down
8/24 Conditional draft choice in 1998 to Green Bay for WR Qadry Ismail

1998

- 4/16 1st round pick in 2000 to Carolina for 2nd (44th overall) round pick in 1998

- 4/18 1st (19th overall) round pick in 1998 to Green Bay for 1st (29th overall) and 2nd (60th overall) round picks in 1998 in draft trade-down.
4/18 2nd (60th overall) round pick in 1998 to Detroit for 3rd (79th overall), 5th (143rd overall) and 6th (172nd overall) round picks in 1998 in draft trade-down.
4/19 4th (112th overall) and 5th (142nd overall) round picks in 1998 to Philadelphia for 4th (102nd overall) round pick in 1998 in draft trade-up.

1999

- 2/12 7th (231st overall) round pick in 1999 to N.Y. Giants for RB Tyrone Wheatley
3/1 5th (157th overall) round pick in 1999 to San Francisco for G Kevin Gogan
4/17 1st (24th overall) round pick in 1999 to San Francisco for 1st (27th overall) and 5th (134th overall) round picks in 1999 in draft trade-down
4/17 1st (27th overall) round pick in 1999 to Detroit for 2nd (39th overall), 3rd (70th overall) and 5th (142nd overall) round picks in 1999 in draft trade-down
4/17 2nd (54th overall) and 3rd (84th overall) round picks in 1999 and 6th round pick in 2000 to Kansas City for 2nd (43rd overall) round pick in 1999 in draft trade-up
4/17 3rd (70th overall) round pick in 1999 to Detroit for 3rd (72nd overall) and 7th (232nd overall) round picks in 1999 in draft trade-down

PLAN B FREE AGENCY

(**Boldface** indicates made active roster)

1989

PLAYERS LEFT UNPROTECTED (25): FB Woody Bennett, S Glenn Blackwood, S Bud Brown, LB Bob Brudzinski, FB Tony Burse, G/C Chris Conlin, RB Joe Cribbs, LB Tony Fujanic, T Jon Giesler, LB Hugh Green, TE Bruce Hardy, S Liffort Hobbey, QB Ron Jaworski, TE Dan Johnson, LB Larry Kolic, NT Mike Lambrecht, CB Don McNeal, LB Scott Nicolas, CB Bruce Plummer, DE Chris Scott, LB Jackie Shipp, FB Chad Stark, C Dwight Stephenson, WR Jimmy Teal and CB Reyna Thompson.

PLAYERS SIGNED (11):

LB Dave Ahrens – signed on March 23 (from Detroit)
LB Greg Clark – signed on March 15 (from Chicago)
S Steve Gage – signed on February 13 (from Washington)
CB Ernest Gibson – signed on February 16 (from New England)
LB E.J. Junior – signed on February 25 (from Phoenix)
FB Marc Logan – signed on February 16 (from Cincinnati)
TE Jeff Markland – signed on April 1 (from Pittsburgh)
QB Brent Pease – signed on March 20 (from Houston)
RB Eric Starr – signed on March 31 (from Chicago)

DE Don Thorp – signed on April 1 (from Kansas City)
CB Bobby Watkins – signed on March 30 (from Detroit)

PLAYERS LOST (6):

FB Tony Burse – signed on April 1 (by Seattle)
QB Ron Jaworski – signed on April 1 (by Kansas City)
NT Mike Lambrecht – signed on March 15 (by N.Y. Giants)
CB Bruce Plummer – signed on March 31 (by Indianapolis)
LB Jackie Shipp – signed on March 21 (by L.A. Raiders)
CB Reyna Thompson – signed on March 30 (by N.Y. Giants)

1990

PLAYERS LEFT UNPROTECTED (19): LB Dave Ahrens, LB Dana Batiste, FB Tom Brown, LB Bob Brudzinski, T Louis Cheek, LB Greg Clark, DE Jackie Cline, CB Ernest Gibson, T Jon Giesler, LB Hugh Green, RB Lorenzo Hampton, TE Bruce Hardy, G Greg Johnson, CB William Judson, LB Barry Krauss, T Ronnie Lee, CB Don McNeal, QB Cliff Stoudt and G Tom Toth.

PLAYERS SIGNED (9):

CB Donnie Elder – signed on March 29 (from Tampa Bay)
CB Kerry Glenn – signed on March 30 (from N.Y. Jets)

LB Stacy Harvey – signed on April 1 (from Kansas City)
 RB Mark Higgs – signed on March 31 (from Philadelphia)
 S Stevon Moore – signed on March 31 (from N.Y. Jets)
 LB Cliff Odom – signed on March 27 (from Indianapolis)
 FB Tony Paige – signed on March 12 (from Detroit)
 LB Mike Reichenbach – signed on March 30 (from Philadelphia)
 DE Karl Wilson – signed on March 26 (from Phoenix)

PLAYERS LOST (11):

LB Dave Ahrens – signed on March 9 (by Seattle)
 FB Tom Brown – signed on March 29 (by Washington)
 T Louis Cheek – signed on March 29 (by Dallas)
 LB Greg Clark – signed on April 1 (by Green Bay)
 DE Jackie Cline – signed on March 29 (by Atlanta)
 CB Ernest Gibson – signed on March 29 (by New England)
 RB Lorenzo Hampton – signed on March 23 (by Denver)
 G Greg Johnson – signed on March 3 (by Dallas)
 CB William Judson – signed on March 29 (by Detroit)
 T Ronnie Lee – signed on March 1 (by Atlanta)
 G Tom Toth – signed on March 28 (by San Diego)

1991

PLAYERS LEFT UNPROTECTED (24): S Stefon Adams, TE Greg Baty, DE John Bosa, WR Andra Brown, G Roy Foster, LB Rick Graf, S African Grant, RB Mark Higgs, S Liffort Hobley, WR Jim Jensen, LB E.J. Junior, TE Brian Kinchen, LB Barry Krauss, CB Paul Lankford, FB Garrett Limbrick, CB Michael McGruder, LB Cliff Odom, WR James Pruitt, LB Mike Reichenbach, WR Scott Schwedes, RB Troy Stradford, CB Rodney Thomas, CB Sean Vanhorne and DE Karl Wilson.

PLAYERS SIGNED (5):

LB Ned Bolcar – signed on March 26 (from Seattle)
 LB Louis Cooper – signed on April 1 (from Kansas City)
 DE Terry Price – signed on March 11 (from Chicago)
 TE Eric Stevers – signed on March 18 (from New England)
 RB Don Smith – signed on April 1 (from Buffalo)

PLAYERS LOST (10):

S Stefon Adams – signed on April 1 (by L.A. Raiders)
 DE John Bosa – signed on March 15 (by N.Y. Jets)
 G Roy Foster – signed on March 18 (by San Francisco)
 LB Rick Graf – signed on March 21 (by Houston)
 TE Brian Kinchen – signed on April 1 (by Green Bay)
 WR James Pruitt – signed on March 31 (by Minnesota)
 RB Troy Stradford – signed on April 1 (by Kansas City)
 CB Rodney Thomas – signed on March 21 (by L.A. Rams)
 CB Sean Vanhorne – signed on March 20 (by Detroit)
 DE Karl Wilson – signed on March 5 (by L.A. Rams)

1992

PLAYERS LEFT UNPROTECTED (25): WR Fred Banks, TE Greg Baty, LB Louis Cooper, DE Donnie Gardner, CB Kerry Glenn, LB Hugh Green, LB John Grimsley, S Liffort Hobley, S Mike Iaquaniello, WR Jim Jensen, LB E.J. Junior, NT Chuck Klingbeil, CB Paul Lankford, FB Garrett Limbrick, RB Marc Logan, CB Bruce McNorton, S Stevon Moore, LB Cliff Odom, T James Parrish, DE Terry Price, CB Pat Ray, LB Mike Reichenbach, RB Don Smith, DE Pat Swoopes and WR Mike Williams.

PLAYERS SIGNED (6):

CB Bruce Alexander – signed on March 26 (from Detroit)
 WR Robert Clark – signed on March 19 (from Detroit)
 DE Tim Downing – signed on February 28 (from N.Y. Giants)
 LB Brian Jones – signed on April 1 (from Indianapolis)
 NT Gerald Nichols – signed on March 31 (from Tampa Bay)
 FB James Saxon – signed on March 17 (from Kansas City)

PLAYERS LOST (6):

DE Donnie Gardner – signed on March 3 (by N.Y. Jets)
 RB Marc Logan – signed on April 1 (by San Francisco)
 S Stevon Moore – signed on March 25 (by Cleveland)
 T James Parrish – signed on February 21 (by San Diego)
 DE Terry Price – signed on April 1 (by San Diego)
 LB Mike Reichenbach – signed on April 1 (by San Francisco)

FREE AGENTS

(Boldface indicates made active roster)

1992

PLAYERS SIGNED (1):

TE Keith Jackson – signed on September 29 (from Philadelphia)

1993

PLAYERS SIGNED (4):

FB Keith Byars – signed on July 15 (from Philadelphia)
 DT Mike Golic – signed on June 8 (from Philadelphia)
 T Ron Heller – signed on April 20 (from Philadelphia)
 WR Mark Ingram – signed on March 18 (from N.Y. Giants)

PLAYERS LOST (4):

WR Mark Clayton – signed on June 4 (by Green Bay)
 TE Ferrell Edmunds – signed on March 12 (by Seattle)
 G Harry Galbreath – signed on March 23 (by Green Bay)
 QB Scott Secules – signed on March 22 (by New England)

1994

PLAYERS SIGNED (5):

P Jim Arnold – signed on April 25 (from Detroit)

S Gene Atkins – signed on February 18 (from New Orleans)
 CB Tyrone Braxton – signed on May 13 (from Denver)
 QB Bernie Kosar – signed on April 13 (from Dallas)
 S Michael Stewart – signed on March 9 (from L.A. Rams)

PLAYERS LOST (5):

DE David Griggs – signed on March 24 (by San Diego)
 DE Jeff Hunter – signed on April 25 (by Tampa Bay)
 QB Scott Mitchell – signed on March 6 (by Detroit)
 S Louis Oliver – signed on March 15 (by Cincinnati)
 C Jeff Uhlenhake – signed on April 23 (by New Orleans)

1995

PLAYERS SIGNED (3):

TE Eric Green – signed on March 10 (from Pittsburgh)
 WR Randal Hill – signed on March 7 (from Arizona)
 QB Dan McGwire – signed on April 24 (from Seattle)

PLAYERS LOST (6):

RB Aaron Craver – signed on March 10 (by Denver)
 C Jeff Dellenbach – signed on March 8 (by New England)
 RB Cleveland Gary – signed on May 8 (by St. Louis)
 S Chris Green – signed on June 5 (by Buffalo)

RB James Saxon – signed on June 19 (by Kansas City)
DT Craig Veasey – signed on June 2 (by Houston)

1996

PLAYERS SIGNED (6):

CB Robert Bailey – signed on March 7 (from Dallas)
WR Fred Barnett – signed on March 12 (from Philadelphia)
QB Mike Buck – signed on April 11 (from Arizona)
C Cal Dixon – signed on April 16 (from N.Y. Jets)
WR Charles Jordan – signed on March 13 (from Green Bay)
DE Daniel Stubbs – signed on April 4 (from Philadelphia)

PLAYERS LOST (4):

DE Marco Coleman – signed on March 7 (by San Diego)
LB Bryan Cox – signed on February 22 (by Chicago)
WR Irving Fryar – signed on March 19 (by Philadelphia)
CB Troy Vincent – signed on March 2 (by Philadelphia)

1997

PLAYERS SIGNED (4):

WR Lawrence Dawsey – signed on March 24 (from N.Y. Giants)
S Corey Harris – signed on March 17 (from Seattle)
TE Walter Reeves – signed on March 21 (from San Diego)
S George Teague – signed on March 20 (from Dallas)

PLAYERS LOST (1):

WR Randal Hill – signed on May 28 (by New Orleans)

1998

PLAYERS SIGNED (2):

G Kevin Donnalley – signed on February 17 (from Tennessee)
S Brock Marion – signed on March 3 (from Dallas)

PLAYERS LOST (3):

G Everett McIver – signed on February 23 (by Dallas)
FB Roosevelt Potts – signed on February 26 (by Baltimore)
WR Qadry Ismail – signed on March 3 (by New Orleans)


1999

PLAYERS SIGNED (4):

TE Hunter Goodwin – signed to offer sheet as a restricted free agent on April 8 (Minnesota declined to match offer sheet on April 9)
CB Greg Jeffries – signed on February 18 (from Detroit)
DE Rich Owens – signed on March 16 (from Washington)
FB Roosevelt Potts – signed on April 1 (from Baltimore)


PLAYERS LOST (2):

TE Frank Wainright – signed on February 26 (by Baltimore)
P Klaus Wilmsmeyer – signed on April 1 (by Carolina)



DOLPHIN FACT

Dolphins kicker Garo Yepremian is the only player in Miami history to be named as Most Valuable Player in the NFL's annual Pro Bowl contest. On Jan. 20, 1974, Yepremian booted five field goals to account for all of the AFC's scoring in a 15-13 win.



DOLPHIN FACT

The Dolphins are 18-16 in the playoffs. The Dolphins own a record of 4-4 in AFC First-Round Playoffs, 7-7 in Divisional Playoffs, 5-2 in AFC Championships and 2-3 in Super Bowls. In the playoffs, Miami is 14-5 at home, 2-3 on the road and 2-3 on neutral sites.

1999 NFL SCHEDULE

National Football League
280 Park Avenue, New York, NY 10017
Phone: 212-450-2000

EASTERN

Buffalo
Indianapolis
Miami
New England
N.Y. Jets

EASTERN

Arizona
Dallas
N.Y. Giants
Philadelphia
Washington

AMERICAN CONFERENCE

CENTRAL

Baltimore
Cincinnati
Cleveland
Jacksonville
Pittsburgh
Tennessee

NATIONAL CONFERENCE

CENTRAL

Chicago
Detroit
Green Bay
Minnesota
Tampa Bay

WESTERN

Denver
Kansas City
Oakland
San Diego
Seattle

WESTERN

Atlanta
Carolina
New Orleans
Saint Louis
San Francisco

1999 NFL Schedule

(All times local)

**SUNDAY, SEPTEMBER 12

(Open Date: San Diego)

Arizona at Philadelphia	1:00
Baltimore at St. Louis	12:00
Buffalo at Indianapolis	12:00
Carolina at New Orleans	12:00
Cincinnati at Tennessee	12:00
Dallas at Washington	1:00
Detroit at Seattle	1:15
Kansas City at Chicago	12:00
Minnesota at Atlanta	4:15
New England at New York Jets	1:00
New York Giants at Tampa Bay	4:15
Oakland at Green Bay	12:00
San Francisco at Jacksonville	4:15
Pittsburgh at Cleveland	8:20

MONDAY, SEPTEMBER 13

Miami at Denver 7:00

*SUNDAY, SEPTEMBER 19

(Open Date: St. Louis)

Arizona at Miami	1:00
Cleveland at Tennessee	3:15
Denver at Kansas City	3:15
Green Bay at Detroit	1:00
Indianapolis at New England	1:00
Jacksonville at Carolina	1:00
New Orleans at San Francisco	1:05
Oakland at Minnesota	12:00
Pittsburgh at Baltimore	1:00
San Diego at Cincinnati	1:00
Seattle at Chicago	12:00
Tampa Bay at Philadelphia	1:00
Washington at New York Giants	1:00
New York Jets at Buffalo	8:20

MONDAY, SEPTEMBER 20

Atlanta at Dallas 8:00

**SUNDAY, SEPTEMBER 26

(Open Dates: Dallas, Miami, New Orleans)

Atlanta at St. Louis	12:00
Chicago at Oakland	1:15
Cincinnati at Carolina	1:00
Cleveland at Baltimore	1:00
Denver at Tampa Bay	1:00
Detroit at Kansas City	12:00
Indianapolis at San Diego	1:05
Minnesota at Green Bay	3:15
Philadelphia at Buffalo	1:00
Seattle at Pittsburgh	1:00
Tennessee at Jacksonville	4:05
Washington at New York Jets	1:00
New York Giants at New England	8:20

MONDAY, SEPTEMBER 27

San Francisco at Arizona 6:00

*SUNDAY, OCTOBER 3

(Open Dates: Detroit, Green Bay, Indianapolis)

Arizona at Dallas	12:00
Baltimore at Atlanta	1:00
Carolina at Washington	4:05
Jacksonville at Pittsburgh	1:00
Kansas City at San Diego	1:15
New England at Cleveland	1:00
New Orleans at Chicago	12:00
New York Jets at Denver	2:15
Philadelphia at New York Giants	1:00
St. Louis at Cincinnati	1:00
Tampa Bay at Minnesota	12:00
Tennessee at San Francisco	1:15
Oakland at Seattle	5:20

MONDAY, OCTOBER 4

Buffalo at Miami 9:00

*SUNDAY, OCTOBER 10

(Open Dates: Carolina, Seattle, Washington)

Atlanta at New Orleans	12:00
Baltimore at Tennessee	3:15
Chicago at Minnesota	12:00
Cincinnati at Cleveland	1:00

Dallas at Philadelphia	1:00
Denver at Oakland	1:15
Miami at Indianapolis	3:15
New England at Kansas City	12:00
New York Giants at Arizona	1:05
Pittsburgh at Buffalo	1:00
San Diego at Detroit	1:00
San Francisco at St. Louis	12:00
Tampa Bay at Green Bay	7:20

MONDAY, OCTOBER 11

Jacksonville at New York Jets 9:00

**SUNDAY, OCTOBER 17

(Open Dates: Baltimore, Kansas City, Tampa Bay)

Carolina at San Francisco	1:15
Cleveland at Jacksonville	1:00
Green Bay at Denver	2:15
Indianapolis at New York Jets	1:00
Miami at New England	1:00
Minnesota at Detroit	1:00
Oakland at Buffalo	1:00
Philadelphia at Chicago	12:00
Pittsburgh at Cincinnati	1:00
St. Louis at Atlanta	1:00
Seattle at San Diego	1:05
Tennessee at New Orleans	12:00
Washington at Arizona	5:20

MONDAY, OCTOBER 18

Dallas at New York Giants 9:00

THURSDAY, OCTOBER 21

(Open Dates: Arizona, Jacksonville, Tennessee)

Kansas City at Baltimore 8:20

*SUNDAY, OCTOBER 24

Buffalo at Seattle	1:15
Chicago at Tampa Bay	1:00
Cincinnati at Indianapolis	12:00
Cleveland at St. Louis	12:00
Denver at New England	1:00
Detroit at Carolina	1:00

Green Bay at San Diego 1:05
 New Orleans at New York Giants 1:00
 New York Jets at Oakland 1:15
 Philadelphia at Miami 1:00
 San Francisco at Minnesota 12:00
 Washington at Dallas 12:00
MONDAY, OCTOBER 25
 Atlanta at Pittsburgh 9:00
****SUNDAY, OCTOBER 31**
 (Open Dates: New York Jets,
 Pittsburgh, San Francisco)
 Buffalo at Baltimore 1:00
 Carolina at Atlanta 1:00
 Chicago at Washington 1:00
 Cleveland at New Orleans 12:00
 Dallas at Indianapolis 1:00
 Jacksonville at Cincinnati 1:00
 Miami at Oakland 1:05
 Minnesota at Denver 2:15
 New England at Arizona 2:05
 New York Giants at Philadelphia 1:00
 St. Louis at Tennessee 12:00
 San Diego at Kansas City 12:00
 Tampa Bay at Detroit 8:20
MONDAY, NOVEMBER 1
 Seattle at Green Bay 8:00
***SUNDAY, NOVEMBER 7**
 (Open Dates: New England,
 New York Giants, Oakland)
 Arizona at New York Jets 1:00
 Baltimore at Cleveland 1:00
 Buffalo at Washington 1:00
 Chicago at Green Bay 12:00
 Cincinnati at Seattle 1:15
 Denver at San Diego 1:15
 Jacksonville at Atlanta 1:00
 Kansas City at Indianapolis 1:00
 Philadelphia at Carolina 1:00
 Pittsburgh at San Francisco 1:15
 St. Louis at Detroit 1:00
 Tampa Bay at New Orleans 3:05
 Tennessee at Miami 8:20
MONDAY, NOVEMBER 8
 Dallas at Minnesota 8:00
****SUNDAY, NOVEMBER 14**
 (Open Date: Atlanta)
 Baltimore at Jacksonville 4:05
 Carolina at St. Louis 12:00
 Cleveland at Pittsburgh 1:00
 Detroit at Arizona 2:15
 Green Bay at Dallas 3:15
 Indianapolis at New York Giants 1:00
 Kansas City at Tampa Bay 1:00
 Miami at Buffalo 1:00
 Minnesota at Chicago 12:00
 San Diego at Oakland 1:05
 San Francisco at New Orleans 12:00
 Tennessee at Cincinnati 1:00
 Washington at Philadelphia 1:00
 Denver at Seattle 5:20
MONDAY, NOVEMBER 15
 New York Jets at New England 9:00
****SUNDAY, NOVEMBER 21**
 (Open Date: Minnesota)
 Atlanta at Tampa Bay 1:00
 Baltimore at Cincinnati 4:05

Buffalo at New York Jets 1:00
 Carolina at Cleveland 1:00
 Chicago at San Diego 1:15
 Dallas at Arizona 2:15
 Detroit at Green Bay 12:00
 Indianapolis at Philadelphia 1:00
 New England at Miami 1:00
 New York Giants at Washington 4:15
 Pittsburgh at Tennessee 12:00
 St. Louis at San Francisco 1:15
 Seattle at Kansas City 12:00
 New Orleans at Jacksonville 8:20
MONDAY, NOVEMBER 22
 Oakland at Denver 7:00
THURSDAY, NOVEMBER 25
 (Open Date: Denver)
 Chicago at Detroit 12:40
 Miami at Dallas 3:15
***SUNDAY, NOVEMBER 28**
 Arizona at New York Giants 1:00
 Cincinnati at Pittsburgh 1:00
 Jacksonville at Baltimore 1:00
 Kansas City at Oakland 1:15
 New England at Buffalo 1:00
 New Orleans at St. Louis 12:00
 New York Jets at Indianapolis 4:15
 Philadelphia at Washington 1:00
 San Diego at Minnesota 12:00
 Tampa Bay at Seattle 1:05
 Tennessee at Cleveland 1:00
 Atlanta at Carolina 8:20
MONDAY, NOVEMBER 29
 Green Bay at San Francisco 6:00
THURSDAY, DECEMBER 2
 (Open Date: Buffalo)
 Pittsburgh at Jacksonville 8:20
***SUNDAY, DECEMBER 5**
 Cleveland at San Diego 1:15
 Green Bay at Chicago 12:00
 Indianapolis at Miami 1:00
 Kansas City at Denver 2:15
 New Orleans at Atlanta 1:00
 New York Jets at New York Giants 1:00
 Philadelphia at Arizona 2:05
 St. Louis at Carolina 1:00
 San Francisco at Cincinnati 1:00
 Seattle at Oakland 1:15
 Tennessee at Baltimore 1:00
 Washington at Detroit 1:00
 Dallas at New England 8:20
MONDAY, DECEMBER 6
 Minnesota at Tampa Bay 9:00
THURSDAY, DECEMBER 9
 (Open Date: Chicago)
 Oakland at Tennessee 7:20
****SUNDAY, DECEMBER 12**
 Arizona at Washington 1:00
 Atlanta at San Francisco 1:15
 Baltimore at Pittsburgh 1:00
 Carolina at Green Bay 12:00
 Cleveland at Cincinnati 1:00
 Detroit at Tampa Bay 1:00
 Miami at New York Jets 4:05
 New England at Indianapolis 1:00
 New York Giants at Buffalo 1:00
 Philadelphia at Dallas 12:00

St. Louis at New Orleans 12:00
 San Diego at Seattle 1:05
 Minnesota at Kansas City 7:20
MONDAY, DECEMBER 13
 Denver at Jacksonville 9:00
SATURDAY, DECEMBER 18
 (Open Date: Cincinnati)
 Pittsburgh at Kansas City 11:40
 San Francisco at Carolina 4:15
***SUNDAY, DECEMBER 19**
 Atlanta at Tennessee 12:00
 Detroit at Chicago 12:00
 Jacksonville at Cleveland 1:00
 New England at Philadelphia 1:00
 New Orleans at Baltimore 1:00
 New York Giants at St. Louis 12:00
 New York Jets at Dallas 3:15
 San Diego at Miami 1:00
 Seattle at Denver 2:15
 Tampa Bay at Oakland 1:05
 Washington at Indianapolis 1:00
 Buffalo at Arizona 6:20
MONDAY, DECEMBER 20
 Green Bay at Minnesota 8:00
FRIDAY, DECEMBER 24
 (Open Date: Philadelphia)
 Dallas at New Orleans 2:05
Saturday, DECEMBER 25
 Denver at Detroit 4:15
****SUNDAY, DECEMBER 26**
 Arizona at Atlanta 1:00
 Buffalo at New England 1:00
 Carolina at Pittsburgh 1:00
 Chicago at St. Louis 12:00
 Cincinnati at Baltimore 1:00
 Green Bay at Tampa Bay 4:15
 Indianapolis at Cleveland 1:00
 Jacksonville at Tennessee 12:00
 Kansas City at Seattle 1:05
 Minnesota at New York Giants 1:00
 Oakland at San Diego 1:05
 Washington at San Francisco 5:20
MONDAY, DECEMBER 27
 New York Jets at Miami 9:00
***SUNDAY, JANUARY 2**
 (Open Date: Cleveland)
 Arizona at Green Bay 12:00
 Baltimore at New England 1:00
 Cincinnati at Jacksonville 1:00
 Detroit at Minnesota 12:00
 Indianapolis at Buffalo 1:00
 Miami at Washington 4:15
 New Orleans at Carolina 1:00
 New York Giants at Dallas 3:05
 Oakland at Kansas City 12:00
 St. Louis at Philadelphia 1:00
 San Diego at Denver 2:15
 Seattle at New York Jets 1:00
 Tampa Bay at Chicago 12:00
 Tennessee at Pittsburgh 4:15
MONDAY, JANUARY 3
 San Francisco at Atlanta 9:00

* CBS-TV National Weekend
 ** FOX-TV National Weekend

1999 OPPONENTS

ARIZONA CARDINALS

Sun., Sep. 19 at Miami - 1:00 p.m. EDT/FOX-TV

Address: 8701 S. Hardy Drive
Tempe, AZ 85284-2800
Phone: (602) 379-0101
President: William V. Bidwill
General Manager: Bob Ferguson
Head Coach: Vince Tobin
(4th NFL Season, 4th with Cardinals)
Career Record: 20-28
Cardinals Record: 20-28
Public Relations: Paul Jensen/Greg Gladysiewski/
Luke Sacks
Stadium (Year Opened): Sun Devil Stadium (1958)
Capacity: 72,994
Playing Surface: Grass
Division: NFC East
1998 Record: 9-7 (2nd, NFC East; lost in divisional playoffs)
Regular Season Record vs. Dolphins: 0-7



ARIZONA CARDINALS VS. MIAMI (Regular Season)

RUSHING

NAME	G	ATT.	YDS.	AVG.	TD
Adrian Murrell	9	80	304	3.8	2
Mario Bates	1	10	37	3.7	1
Cedric Smith	1	4	2	0.5	0
Dave Brown	1	4	3	0.8	0

RECEIVING

NAME	G	NO.	YDS.	AVG.	TD
Rob Moore	11	46	751	16.3	4
Adrian Murrell	9	18	126	7.0	0
Frank Sanders	1	8	81	10.1	0
Anthony Edwards	1	1	5	5.0	0
Cedric Smith	1	1	1	1.0	0

PASSING

NAME	G	ATT.	CMP.	YDS.	TD	INT.
Jake Plummer	NO	REGULAR	SEASON	STATS		
Dave Brown	1	28	21	169	1	0

- Arizona (0-7) is the only NFL team that has faced Miami on more than one occasion but never beaten the Dolphins. Miami has also never lost to the Baltimore Ravens or the Carolina Panthers, holding a 1-0 advantage over both teams.
- These teams have not faced off in Miami since the Dolphins defeated the Cardinals 23-3, on November 9, 1990.
- Only three Miami players on the 1999 training camp roster were with the team in 1990, the last time the Dolphins and Cardinals met in South Florida - quarterback Dan Marino, wide

receiver Tony Martin and tackle Richmond Webb.

- Dolphins General Manager/Head Coach Jimmy Johnson, who spent five years in the NFC East as Head Coach of the Dallas Cowboys (1989-93), holds an 8-3 career record against the Cardinals. Johnson was 7-3 versus the Cardinals as Head Coach of the Cowboys and is 1-0 against Arizona with Miami.

BUFFALO BILLS

Mon., Oct. 4 at Miami - 9:00 p.m. EDT/ABC-TV
Sun., Nov. 14 at Buffalo - 1:00 p.m. EST/CBS-TV

Address: One Bills Drive
Orchard Park, NY 14127-2296
Phone: (716) 648-1800
President: Ralph C. Wilson, Jr.
Exec. VP/General Manager: John Butler
Head Coach: Wade Phillips
(5th NFL season, 2nd with Bills)
Career Record: 27-25
Bills Record: 10-6
Public Relations: Scott Berchtold/Mark Dalton/
Brian Parker
Stadium (Year Opened): Ralph Wilson Stadium (1973)
Capacity: 75,339
Playing Surface: Artificial Turf
Division: AFC East
1998 Record: 10-6 (Tied 2nd, AFC East; lost in first round of playoffs)
Regular Season Record vs. Dolphins: 23-42-1
Playoff Record vs. Dolphins: 3-1



BUFFALO BILLS VS. MIAMI (Regular Season)

RUSHING

NAME	G	ATT.	YDS.	AVG.	TD
Thurman Thomas	20	364	1620	4.5	8
Antowain Smith	4	69	216	3.1	0
Andre Reed	26	8	67	8.4	0
Doug Flutie	3	10	54	5.4	0
Rob Johnson	1	6	42	7.0	0
Eric Moulds	6	2	23	11.5	0
Alex Van Pelt	1	6	17	2.8	0
Sam Gash	13	7	7	1.0	0

RECEIVING

NAME	G	NO.	YDS.	AVG.	TD
Andre Reed	26	120	1708	14.2	10
Thurman Thomas	20	67	745	11.1	3
Eric Moulds	6	16	185	8.8	3
Sam Gash	13	12	85	7.1	1
Kevin Williams	3	5	41	8.2	1
Jay Riemersma	4	2	17	8.5	2
Antowain Smith	4	1	0	0.0	0

PASSING

NAME	G	ATT.	CMP.	YDS.	TD	INT.
Doug Flutie	3	53	31	358	4	2

Rob Johnson	1	18	10	134	1	1
Alex Van Pelt	1	22	13	89	0	0

- After splitting the two regular season contests in 1998, the Dolphins lead the all-time regular season series 42-23-1, including wins in five of the last eight matchups.

- With a 24-17 win at Pro Player Stadium on January 2, 1999, the Dolphins claimed their first postseason victory over the Bills. Prior to that game, Buffalo held a 3-0 advantage over Miami in the playoffs.

- Last season was the 11th time the teams split in the 33-year history of the series. The home teams were victorious in eight of those eleven seasons, while the road teams came out on top on only three occasions.

- Miami holds a four-game winning streak over the Bills at Pro Player Stadium. The Dolphins longest home winning streak over Buffalo was 16 games, from 1967-1979. Overall, Miami is 23-9-1 against the Bills at home during the regular season, and 1-1 in postseason games played in Miami.

- The Dolphins hold a 19-14 advantage in regular season games decided in Buffalo. However the Bills have emerged victorious in both playoff contests. Miami has posted a regular season mark of 15-11 at Ralph Wilson Stadium.

- Miami set the NFL record for consecutive wins over one team with 20 against Buffalo, from 1970-79.

DALLAS COWBOYS

Thurs., Nov. 25 at Dallas - 4:15 p.m. EST/CBS-TV

Address: Cowboys Center
One Cowboys Parkway
Irving, TX 75063-4999



Phone: (972) 556-9900

Owner and General Manager: Jerry Jones
Exec. VP/Dir. of Player Personnel: Stephen Jones
Head Coach: Chan Gailey

(2nd NFL Season, 2nd with Cowboys)

Career Record: 10-6

Cowboys Record: 10-6

Public Relations: Rich Dalrymple/Brett Daniels/
Doug Hood

Stadium (Year Opened): Texas Stadium (1971)

Capacity: 65,675

Playing Surface: Artificial Turf

Division: NFC East

1998 Record: 10-6 (1st, NFC East; lost in first round of playoffs)

Regular Season Record vs. Dolphins: 2-6

Playoff Record vs. Dolphins: 1-0

DALLAS COWBOYS VS. MIAMI (Regular Season)

RUSHING

NAME	G	ATT.	YDS.	AVG.	TD
Emmitt Smith	2	38	125	3.3	0

Troy Aikman	3	13	76	5.8	0
Chris Warren	3	25	65	2.6	0
Daryl Johnston	3	13	54	4.2	0
Sherman Williams	1	8	48	6.0	0
Deion Sanders	2	1	-4	-4.0	0

RECEIVING

NAME	G	NO.	YDS.	AVG.	TD
Daryl Johnston	3	16	124	7.8	1
Emmitt Smith	2	16	90	5.6	1
Michael Irvin	2	15	217	14.5	1
Ernie Mills	4	7	171	24.4	2
Chris Warren	3	7	67	9.6	0
Deion Sanders	2	6	69	11.5	0
Eric Bjornson	1	4	19	4.8	1

PASSING

NAME	G	ATT.	CMP.	YDS.	TD	INT.
Troy Aikman	3	117	86	805	5	2

- This game marks Dolphins Head Coach Jimmy Johnson's return to Texas Stadium for the first time since his days as Dallas' Head Coach, a position he held from 1989-93. Johnson's record while at the helm in Dallas was 44-36 in the regular season and 7-1 during the postseason, including two Super Bowl Championships. His record in Texas Stadium during that period was 27-16, including a 3-0 slate in the playoffs. Including playoffs, Johnson has won 22 of the last 25 games he has coached in Texas Stadium.

- The Dolphins and Cowboys have faced off eight times in regular season play with Miami leading the series 6-2. Miami and Dallas also met in Super Bowl VI in New Orleans on January 6, 1972, with the Cowboys earning a 24-3 victory in the Dolphins first trip to the NFL's championship contest.

- This will be the Dolphins fourth Thanksgiving Day appearance, and the third against the Cowboys. Miami faced Dallas on Thanksgiving Day in 1973 and 1993, and squared off against the St. Louis Cardinals on Thanksgiving in 1977. The Dolphins are 3-0 in Thanksgiving Day games.

DENVER BRONCOS

Mon., Sep. 13 at Denver - 9:00 p.m. EST/ABC-TV

Address: 13655 Broncos Pkwy.
Englewood, CO 80112

Phone: (303) 649-9000

President & CEO: Pat Bowlen

General Manager: Neal Dahlen

Head Coach: Mike Shanahan
(7th NFL Season, 5th with Broncos)

Career Record: 55-39

Broncos Record: 47-17

Public Relations: Jim Saccomano/Paul Kirk/
Richard Stewart

Stadium (Year Opened): Mile High Stadium (1948)

Capacity: 76,078

Playing Surface: Grass



Division: AFC West
 1998 Record: 14-2 (1st, AFC West; Super Bowl XXXIII Champions)
 Regular Season Record vs. Dolphins: 2-6-1
 Playoff Record vs. Dolphins: 1-0

DENVER BRONCOS VS. MIAMI
 (Regular Season)

RUSHING

NAME	G	ATT.	YDS.	AVG.	TD
Derek Loville	2	16	51	3.2	1
Terrell Davis	1	16	29	1.8	0
Leeland McElroy	1	6	-5	-0.8	0
Bubby Brister	6	7	-5	-0.7	0
Rod Smith	1	1	-10	-10.0	0

RECEIVING

NAME	G	NO.	YDS.	AVG.	TD
Derek Loville	2	9	90	10.0	0
Shannon Sharpe	1	4	36	9.0	0
Rod Smith	1	3	54	18.0	0
Ed McCaffrey	2	3	42	14.0	0
Terrell Davis	1	2	5	2.5	0
Howard Griffith	1	1	14	14.0	0

PASSING

NAME	G	ATT.	CMP.	YDS.	TD	INT.
Bubby Brister	5	96	48	531	2	5
Chris Miller	1	41	26	254	2	1

- This will be the second consecutive year that the Dolphins and Broncos square off in the regular season. In 1998, Miami handed Denver a 31-21 loss at Pro Player Stadium. Overall, Miami and Denver have played a total of ten games, including one playoff contest, with the Dolphins leading the series 6-3-1. The Broncos won the only playoff game with a 38-3 victory last season to advance to the AFC Championship Game.

- Prior to last season's meeting, the Dolphins and Broncos had not faced each other since September 29, 1985, as Miami defeated Denver 30-26. That game was also the last time the Dolphins traveled to Mile High Stadium for a regular season contest.

- Although the Dolphins have appeared on ABC Monday Night Football an NFL-high 60 (34-26) times and Denver has played on Monday night on 40 (18-21-1) occasions, this will be only the second meeting between the two teams under the Monday night spotlight. Last season's December 21 game was the only other time Miami and Denver faced off on a Monday night.

- When the Dolphins and Broncos meet this season, it will mark the fifth straight year and 15th time in team history that Miami has faced the defending Super Bowl Champions.

DETROIT LIONS

Sat., Aug. 28 at Miami (preseason) - 7:00 p.m.
 EDT/WFOR-TV

Address: 1200 Featherstone Road
 Pontiac, MI 48342

Phone: (248) 335-4131

Chairman and President: William Clay Ford
 Executive VP & C.O.O.: Chuck Schmidt

Vice Pres. of Player Personnel: Ron Hughes

Head Coach: Bobby Ross
 (8th NFL Season, 3rd with Lions)

Career Record: 61-51

Lions Record: 14-18

Media Relations: Mike Murray/Steve Reaven
 Stadium (Year Opened): Pontiac Silverdome (1975)

Capacity: 80,311

Playing Surface: Artificial Turf

Division: NFC Central

1998 Record: 5-11 (4th, NFC Central)

Regular Season Record vs. Dolphins: 2-4

DETROIT LIONS VS. MIAMI
 (Regular Season)

RUSHING

NAME	G	ATT.	YDS.	AVG.	TD
Barry Sanders	3	64	332	5.2	1
Herman Moore	3	1	0	0.0	0

RECEIVING

NAME	G	NO.	YDS.	AVG.	TD
Herman Moore	3	11	133	12.1	1
Johnnie Morton	2	9	171	19.0	1
Barry Sanders	3	9	74	8.2	0
Brian Stablein	6	6	77	12.8	0
David Sloan	1	2	32	16.0	0

PASSING

NAME	G	ATT.	CMP.	YDS.	TD	INT.
Charlie Batch	NO REGULAR SEASON STATS					
Gus Fretotte	NO REGULAR SEASON STATS					

- The Dolphins and Lions have played a total of six preseason games against each other with Miami leading the all-time preseason series 5-1. The last preseason meeting between these clubs was a 31-27 Dolphins triumph on August 22, 1981 at the Pontiac Silverdome.

- Detroit's lone preseason victory in this series came on August 5, 1972 as they overcame Miami by a score of 31-23 at Tiger Stadium.

- The Dolphins will host the Lions for the first time in the preseason since August 10, 1980, when Miami came away with a 17-7 victory at the Orange Bowl. Detroit has never played a preseason game at Pro Player Stadium.

GREEN BAY PACKERS

Thurs., Sep. 2 at Green Bay (preseason) - 8:00 p.m.
EDT/ WFOR-TV

Address: 1265 Lombardi Avenue
Green Bay, WI 54307-0628
Phone: (920) 496-5700
President & CEO: Robert E. Harlan
Exec. VP & General Manager: Ron Wolf
Head Coach: Ray Rhodes
(5th NFL Season, 1st with Packers)
Career Record: 29-34-1
Packers Record: 0-0
Public Relations: Lee Rimmel/Jeff Blumb/
Aaron Popkey
Stadium (Year Opened): Lambeau Field (1957)
Capacity: 60,790
Playing Surface: Grass
Division: NFC Central
1998 Record: 11-5 (2nd, NFC Central; lost in
first round of playoffs)
All-Time Record vs. Dolphins: 1-8



GREEN BAY PACKERS VS. MIAMI (Regular Season)

RUSHING

NAME	G	ATT.	YDS.	AVG.	TD
Dorsey Levens	1	21	121	5.8	0
Desmond Howard	2	2	17	8.5	0
Brett Favre	2	5	11	2.2	0
William Henderson	1	3	10	3.3	0

RECEIVING

NAME	G	NO.	YDS.	AVG.	TD
William Henderson	1	7	60	8.6	1
Robert Brooks	2	6	103	17.2	0
Mark Chmura	2	5	57	11.4	0
Antonio Freeman	1	5	52	10.4	1
Dorsey Levens	1	2	4	2.0	1
Desmond Howard	2	1	9	9.0	0
Bill Schroeder	1	1	8	8.0	0

PASSING

NAME	G	ATT.	CMP.	YDS.	TD	INT.
Brett Favre	2	88	55	615	4	1

- This will be the third straight year in which these teams have met in the preseason, as the Dolphins handed the Packers a 21-7 loss in last year's contest at Pro Player Stadium.
- Miami and Green Bay have played a total of six preseason games against each other with the series tied at three games apiece.
- The Dolphins last played a preseason game at Lambeau Field in 1997, falling to the Packers 20-0. Overall, two games in this preseason series have been held in Miami, two games were played in Milwaukee and two games in Green Bay.

INDIANAPOLIS COLTS

Sun., Oct. 10 at Indianapolis - 4:15 p.m. EDT/
CBS-TV
Sun., Dec. 5 at Miami - 1:00 p.m. EST/CBS-TV

Address: P.O. Box 535000
Indianapolis, IN 46253
Phone: (317) 297-2658
Owner & CEO: Jim Irsay
President: Bill Polian
Head Coach: Jim Mora
(13th NFL Season, 2nd with Colts)
Career Record: 96-87
Colts Record: 3-13
Public Relations: Craig Kelley/Ryan Robinson
Stadium (Year Opened): RCA Dome (1984)
Capacity: 56,500
Playing Surface: Artificial Turf
Division: AFC East
1998 Record: 3-13 (5th, AFC East)
Regular Season Record vs. Dolphins: 19-39
Playoff Record vs. Dolphins: 0-1



INDIANAPOLIS COLTS VS. MIAMI (Regular Season)

RUSHING

NAME	G	ATT.	YDS.	AVG.	TD
Darick Holmes	7	29	72	2.5	1
Marvin Harrison	6	3	8	2.7	0
Jerome Pathon	2	2	7	3.5	0

RECEIVING

NAME	G	NO.	YDS.	AVG.	TD
Ken Dilger	8	25	331	13.2	5
Marvin Harrison	6	25	260	10.4	1
Jerome Pathon	2	7	67	9.6	0
Marcus Pollard	7	4	59	14.8	0
Lake Dawson	2	3	25	8.3	0
Darick Holmes	7	2	14	7.0	0
E.G. Green	1	1	6	6.0	0
Scott Green	1	1	2	2.0	0

PASSING

NAME	G	ATT.	CMP.	YDS.	TD	INT.
Peyton Manning	2	79	43	442	2	5

- Miami swept the season series in 1998 and now has won four of the last five meetings between these teams and 32 of the last 43 contests. The Dolphins are 20-10 against the Colts since the organization moved to Indianapolis in 1984.
- The Dolphins ended a four-game losing streak in Indianapolis with their 1998 season opening victory at the RCA Dome. Miami has topped Indianapolis in eight of the last ten meetings at Pro Player Stadium. Overall, the Dolphins are 22-7 against the Colts during the regular season in Miami and 8-4 at Pro Player Stadium. The Dolphins are 1-0 in playoff meetings. Miami is 17-12 on the road versus the Colts, including a 9-6 mark in Indianapolis.

- The Dolphins are 19-20 in domed stadiums, including a 1-1 mark in 1998. Overall, they are 9-6 against Indianapolis (RCA Dome), 6-6 against Houston (Astrodome), 1-2 against Detroit (Silverdome), 1-3 against New Orleans (Superdome), 1-1 against Seattle (Kingdome), 0-1 against Atlanta (Georgia Dome), 0-1 against Minnesota (Metrodome) and 1-0 against St. Louis (Trans World Dome).

- Dan Marino has faced the Colts 31 times in his career and owns a 21-10 record as a starter. Marino has a better touchdown to interception differential with a +33 (49 TDs to 16 INTs) against the Colts than against any other opponent. Overall, he has connected on 575 of 954 passes (60.3%) for 6,831 yards.

- Dolphins wide receiver O.J. McDuffie has had a great deal of success against the Colts throughout his six-year career. McDuffie has registered more touchdowns (six), receiving yards (617) and receptions (45) against the Colts than against any other NFL team. In the Dolphins most recent matchup against Indianapolis, on November 8, 1998 at Pro Player Stadium, McDuffie hauled in nine passes for 132 yards and two touchdowns, including a career-long 61-yard score en route to a 27-14 Miami victory.

NEW ENGLAND PATRIOTS

Sun., Oct. 17 at New England - 1:00 p.m. EDT/
CBS-TV

Sun., Nov. 21 at Miami - 1:00 p.m. EST/CBS-TV

Address: Foxboro Stadium
60 Washington Street
Foxboro, MA 02035

Phone: (508) 543-8200

Owner and CEO: Bob Kraft

Director of Player Personnel: Bobby Grier

Head Coach: Pete Carroll

(4th NFL Season, 3rd with Patriots)

Career Record: 25-23

Patriots Record: 19-13

Media Relations: Stacey James/Anthony Moretti/
Caroline Jones

Stadium (Year Opened): Foxboro Stadium (1971)

Capacity: 60,292

Playing Surface: Grass

Division: AFC East

1998 Record: 9-7 (4th, AFC East; lost in first
round of playoffs)

Regular Season Record vs. Dolphins: 26-38

Playoff Record vs. Dolphins: 2-1

NEW ENGLAND PATRIOTS VS. MIAMI
(Regular Season)

RUSHING

NAME	G	ATT.	YDS.	AVG.	TD
Drew Bledsoe	12	23	73	3.2	0
Robert Edwards	2	33	51	1.5	0
Derrick Cullors	4	11	29	2.6	0
Shawn Jefferson	9	1	6	6.0	0
Tony Carter	3	1	0	0.0	0
John Friesz	3	4	-3	-0.8	0

RECEIVING

NAME	G	NO.	YDS.	AVG.	TD
Ben Coates	12	55	744	13.5	9
Shawn Jefferson	9	34	519	15.3	1
Vincent Brisby	7	29	425	14.7	2
Terry Glenn	3	17	178	10.5	0
Troy Brown	8	6	76	12.7	1
Tony Simmons	2	5	100	20.0	0
Robert Edwards	2	4	72	18.0	0
Tony Carter	3	1	49	49.0	0
Derrick Cullors	4	1	6	6.0	0

PASSING

NAME	G	ATT.	CMP.	YDS.	TD	INT.
Drew Bledsoe	12	463	260	3310	17	16
John Friesz	3	58	35	484	5	1

- Miami split the 1998 series with New England and has now captured 14 of the last 20 regular season games between these teams. The Dolphins began playing the Patriots twice a year during the regular season in 1967 and have split the series 16 times during that span. Miami has swept the regular season series 11 times while New England has owned the series on four occasions. In 1966 and 1982 the teams faced off only once during the regular season, with the Patriots emerging victorious on both occasions.

- The Dolphins have recorded victories in eight of the last ten games against the Patriots at Pro Player Stadium. Overall, the Dolphins are 26-7 against the Patriots in games decided in Miami, including a 25-6 mark in the regular season. Their record versus New England at Pro Player Stadium is 8-4. The Dolphins are 13-19 against the Patriots in New England during the regular season, including a 12-17 register at Foxboro Stadium.

- Miami's longest win streak against New England is nine games, which occurred with season sweeps from 1989-92, while the Patriots' longest streak versus the Dolphins is six games from 1986-88.

- On October 25, 1998, Olindo Mare kicked a 43-yard field goal in overtime to give the Dolphins a 12-9 victory over the visiting Patriots. It was the fifth overtime game played in this series and Miami is now 4-1 against New England in overtime games.

NEW ORLEANS SAINTS

Fri., Aug. 13 at Miami (preseason) - 7:30 p.m.
EDT/WFOR-TV

Address: 5800 Airline Drive
Metairie, LA 70003

Phone: (504) 733-0255

Owner: Tom Benson

President/GM/C.O.O.: Bill Kuharich

Head Coach: Mike Ditka

(14th NFL Season, 3rd with Saints)

Career Record: 124-88

Saints Record: 12-20

Public Relations: Greg Bense/Robert Gunn
Stadium (Year Opened): Superdome (1975)
Capacity: 70,200
Playing Surface: Artificial Turf
Division: NFC West
1998 Record: 6-10 (3rd, NFC West)
Regular Season Record vs. Dolphins: 3-5

NEW ORLEANS SAINTS VS. MIAMI
 (Regular Season)

RUSHING

NAME	G	NO.	YDS.	AVG.	TD
Lamar Smith	2	14	38	2.7	1
Aaron Craver	1	3	27	9.0	0

RECEIVING

NAME	G	NO.	YDS.	AVG.	TD
Andre Hastings	5	16	162	10.1	0
Lawrence Dawsey	2	11	140	12.7	1
Cameron Cleeland	1	1	29	29.0	0
Wilmont Perry	1	2	22	11.0	0
Aaron Craver	1	2	18	9.0	0
Brett Bech	1	1	17	17.0	0
Lamar Smith	2	2	10	5.0	0

PASSING

NAME	G	ATT.	CMP.	YDS.	TD	INT.
NO PLAYER WITH REGULAR SEASON STATS						

- The Dolphins and Saints have faced off on 12 occasions during the preseason with Miami holding an 8-4 advantage, including wins in four of the last six contests. The Saints won the most recent preseason game as they defeated the Dolphins 17-3 on August 27, 1992, at Baltimore's Memorial Stadium.
- This will be the seventh time the Dolphins and Saints meet in Miami for a preseason game. The Dolphins have won four of the previous six preseason contests played in South Florida between these clubs. Four games in this series were played in New Orleans, with Miami winning all four, and two games were played on neutral ground, both of which were claimed by the Saints.
- The last Saints preseason win in Miami was on August 13, 1983 as New Orleans defeated the Dolphins by a 19-17 score. In that game, Dolphins rookie quarterback Dan Marino completed 13 of 17 pass attempts for 114 yards with no touchdowns and one interception.

NEW YORK JETS

Sun., Dec. 12 at New York - 4:05 p.m. EST/
 CBS-TV
 Mon., Dec. 27 at Miami - 9:00 p.m. EST/ABC-TV

Address: 1000 Fulton Avenue
 Hempstead, NY 11550
Phone: (516) 560-8100
President: Steve Gutman
Head Coach: Bill Parcells



(15th NFL Season, 3rd with Jets)
Career Record: 130-92-1
Jets Record: 21-11
Public Relations: Frank Ramos/Doug Miller
Stadium (Year Opened): Giants Stadium (1976)
Capacity: 78,739
Playing Surface: Artificial Turf
Division: AFC East
1998 Record: 12-4 (1st, AFC East; lost in AFC Championship Game)
Regular Season Record vs. Dolphins: 31-34-1
Playoff Record vs. Dolphins: 0-1

NEW YORK JETS VS. MIAMI
 (Regular Season)

RUSHING

NAME	G	NO.	YDS.	AVG.	TD
Curtis Martin	7	154	514	3.3	7
Vinny Testaverde	5	10	63	6.3	0
Richie Anderson	10	10	50	5.0	0
Leon Johnson	4	6	28	4.7	1
Dedric Ward	4	2	8	4.0	0
Wayne Chrebet	8	1	1	1.0	0

RECEIVING

NAME	G	NO.	YDS.	AVG.	TD
Wayne Chrebet	8	32	442	13.8	4
Keyshawn Johnson	6	27	335	12.4	3
Curtis Martin	7	13	145	11.2	1
Richie Anderson	10	13	78	6.0	1
Eric Green	3	11	114	10.4	0
Dedric Ward	4	10	161	16.1	0
Fred Baxter	11	7	61	8.7	1
Leon Johnson	4	4	51	12.8	0

PASSING

NAME	G	ATT.	CMP.	YDS.	TD	INT.
Vinny Testaverde	5	160	95	1,016	6	6
Scott Zolak	2	8	5	28	0	0

- The Jets swept the 1998 series, however the Dolphins lead the all-time regular season series 34-31-1. Miami is 1-0 versus the Jets in post-season. New York captured each of the first eight contests in this series, but the Dolphins have gone 34-23-1 since.
- With the Jets winning both games in 1998, this regular season series has resulted in a sweep in seven out of the last nine years. In addition to last season, New York captured the series in 1991 and 1993. Miami swept both regular season games in 1990, 1994, 1996 and 1997. The Dolphins and Jets split the series in 1992 and 1995, with the home team winning each game.
- The Dolphins have registered victories in seven of the last ten meetings. The Jets hold an 18-15 advantage in games played in New York, including a 9-6 mark at Giants Stadium. The Dolphins are 19-13-1 in regular season play and 1-0 in the postseason against the Jets in Miami. They are 7-5 versus the Jets at Pro Player Stadium with wins in five of the last seven matchups. Prior to 1998, the last Jets victory in

South Florida came on September 12, 1993 as New York handed the Dolphins a 24-14 loss.

- In regular season action, Miami Dolphins quarterback Dan Marino has thrown for more touchdown passes (69) and yards (8,141) against the Jets than against any other NFL team. In his last eight games against New York, Marino has thrown 18 touchdowns and just eight interceptions. Over his last 13 outings against the Jets, Marino has had 28 touchdown passes and 11 interceptions, and has thrown at least two touchdown strikes in ten of those 13 games. In addition, his career single-game highs for attempts (60 on 10/23/88; tied at New England 11/23/97), yards passing (521 on 10/23/88), touchdown passes (six on 9/21/86) and interceptions (five on 10/23/88) all came against the Jets. In his career, Marino has posted a record of 17-11 as a starter against New York. He has completed 608 of 1,033 (58.9%) passes for 8,141 yards with 69 touchdowns and 31 interceptions for a quarterback rating of 93.7.

- Marino has more fourth quarter comeback wins against New York (five) than against any other NFL team during his 15-year NFL career.

OAKLAND RAIDERS

Sun., Oct. 31 at Oakland - 4:05 p.m. EST/CBS-TV

Address: 1220 Harbor Bay Pkwy.
Alameda, CA 94502

Phone: (510) 864-5000

Owner-President of the General Partner: Al Davis

Chief Executive: Amy Trask

Executive Assistant: Al LoCasale

Senior Assistant: Bruce Allen

Head Coach: Jon Gruden

(2nd NFL Season, 2nd with Raiders)

Career Record: 8-8

Raiders Record: 8-8

Public Relations: Mike Taylor/Craig Long/Billy Zagger

Stadium (Year Opened): Network Associates

Coliseum (1966)

Capacity: 62,500

Playing Surface: Grass

Division: AFC West

1998 Record: 8-8 (Tied 2nd, AFC West)

Regular Season Record vs. Dolphins: 15-7-1

Playoff Record vs. Dolphins: 2-1

OAKLAND RAIDERS VS. MIAMI (Regular Season)

RUSHING

NAME	G	NO.	YDS.	AVG.	TD
Napoleon Kaufman	3	33	137	4.2	0
Zack Crockett	6	19	108	5.7	0
Jim Ritchie	1	2	6	3.0	0
Wade Wilson	1	2	5	2.5	0

RECEIVING

NAME	G	NO.	YDS.	AVG.	TD
Tim Brown	7	36	450	12.5	5
Derrick Walker	5	10	95	9.5	0

James Jett	4	7	154	22.0	1
Ricky Dudley	3	7	58	8.3	0
Zack Crockett	6	6	27	4.5	0
Napoleon Kaufman	3	4	45	11.3	0
Jim Ritchie	1	4	23	5.8	0
Chris T. Jones	1	3	35	11.7	0
Terry Mickens	3	1	29	29.0	0
Kenny Shedd	3	1	21	21.0	0

PASSING

NAME	G	ATT.	CMP.	YDS.	TD	INT.
Wade Wilson	1	12	8	75	1	0

- Oakland leads the all-time regular season series 15-7-1, while also holding a 2-1 edge in playoff competition. With last years' 27-17 win however, the Dolphins have now captured two games in a row over the Raiders and five of the last seven contests. In addition, Miami has now won the last two games played in Oakland after the Raiders claimed the first eight contests played there in this series.

- This is the fourth straight season in which the Dolphins will face the Raiders at the Oakland-Alameda County Coliseum. It will mark only the second time in franchise history that Miami has faced a non-divisional opponent in four straight regular season road games. The Dolphins traveled to Houston five seasons in a row from 1966 to 1970 to square off with the Oilers.

- The Raiders own the best all-time series record of any NFL team against Miami, with a 17-8-1 mark.

- In last season's 27-17 win over the Raiders, the Dolphins defense recorded eight sacks and intercepted six passes, returning two for touchdowns. The six interceptions tied a club record and the eight sacks is tied for second-most in team history.

- Dolphins quarterback Dan Marino's first NFL regular season action came against the Raiders, on September 19, 1983, at the L.A. Coliseum, when he completed 11 of 17 passes for 90 yards with two touchdowns and no interceptions in a reserve role in Miami's 27-14 loss. In ten career games against the Raiders, nine as a starter, Marino has completed 196 of 347 passes for 2,356 yards with 18 touchdowns and 11 interceptions.

PHILADELPHIA EAGLES

Sun., Oct. 24 at Miami - 1:00 p.m. EDT/FOX-TV

Address: Veterans Stadium
3501 South Broad Street
Philadelphia, PA 19148

Phone: (215) 463-2500

Owner/CEO: Jeffrey Lurie

Chief Operating Officer: Joe Banner

Director of Football Operations: Tom Modrak

Head Coach: Andy Reid

(1st NFL Season, 1st with Eagles)

Career Record: 0-0

Eagles Record: 0-0

Public Relations: Ron Howard/Derek Boyko/

Rich Burg
Stadium (Year Opened): Veterans Stadium (1971)
Capacity: 65,352
Playing Surface: Astro Turf-8
Division: NFC East
1998 Record: 3-13 (5th, NFC East)
Regular Season Record vs. Dolphins: 3-6

PHILADELPHIA EAGLES VS. MIAMI
 (Regular Season)

RUSHING

NAME	G	NO.	YDS.	AVG.	TD
Eric Bieniemy	3	13	81	6.2	0
Kevin Turner	5	16	36	2.3	1

RECEIVING

NAME	G	NO.	YDS.	AVG.	TD
Kevin Turner	5	22	207	9.4	0
Charles Johnson	3	17	207	12.2	0
Torrance Small	4	7	79	11.3	0
Jason Dunn	1	1	25	25.0	0
Eric Bieniemy	3	1	15	15.0	0
Andrew Jordan	1	1	3	3.0	0

PASSING

NAME	G	ATT.	CMP.	YDS.	TD	INT.
NO PLAYER WITH REGULAR SEASON STATS						

- The Dolphins and Eagles have squared off a total of nine times with Miami holding a 6-3 advantage in the series. These teams last met on October 20, 1996 as Philadelphia overcame Miami by a 35-28 margin at Veterans Stadium. Prior to that contest, the Dolphins had won five straight games in the series.
- This game will be the Eagles first visit to South Florida since December 9, 1990, when the Dolphins earned a 23-20 overtime win. The Eagles have never beaten the Dolphins in Miami.
- In seven of the nine games played between these clubs, the home team has been victorious, with both road victories being by the Dolphins – a 19-14 decision on November 14, 1993 and a 28-10 victory on December 13, 1987 – over the Eagles at Veterans Stadium.

SAN DIEGO CHARGERS

Sat., Aug. 21 at San Diego (preseason) - 11:00 p.m.
 EDT/WFOR-TV
 Sun., Dec. 19 at Miami - 1:00 p.m. EST/CBS-TV

Address: 4020 Murphy Canyon Rd.
 San Diego, CA 92123
Phone: (619) 874-4500
Chairman of the Board: Alex G. Spanos
President/Vice Chairman: Dean Spanos
Executive Vice President: Michael A. Spanos
General Manager: Bobby Beathard
Head Coach: Mike Riley
 (1st NFL Season, 1st with Chargers)
Career Record: 0-0
Chargers Record: 0-0



Public Relations: Bill Johnston/David Neville/
 Scott Yoffe
Stadium (Year Opened): Qualcomm Stadium (1967)
Capacity: 71,000
Playing Surface: Grass
Division: AFC West
1998 Record: 5-11 (5th, AFC West)
Regular Season Record vs. Dolphins: 10-6
Playoff Record vs. Dolphins: 2-2

SAN DIEGO CHARGERS VS. MIAMI
 (Regular Season)

RUSHING

NAME	G	NO.	YDS.	AVG.	TD
Jim Harbaugh	9	33	167	5.1	1
Natrone Means	2	20	124	6.2	3
Terrell Fletcher	1	6	11	1.8	0

RECEIVING

NAME	G	NO.	YDS.	AVG.	TD
Jeff Graham	4	18	276	15.3	1
Alfred Pupunu	2	3	26	8.7	0
Thomas Lewis	1	2	17	8.5	0
John Burke	7	1	19	19.0	0
Natrone Means	2	1	5	5.0	0

PASSING

NAME	G	ATT.	CMP.	YDS.	TD	INT.
Jim Harbaugh	9	221	140	1417	11	5

- San Diego leads the all-time series 12-8, including a 10-6 advantage in the regular season, and has won five of the last seven regular season meetings. The Dolphins, however, won the last meeting on November 5, 1995 by a 24-14 margin at Qualcomm Stadium.
- Miami has faced San Diego only twice during the preseason, with the games being played in the first two years of the franchise's existence, 1966 and 1967. San Diego captured both contests. In both of those seasons, the teams also met in the regular season, just as they will this year.
- The last time the Dolphins hosted the Chargers during the regular season, Miami came away with a 31-28 win on October 16, 1988. In regular season home games, Miami is 3-3 all-time against San Diego. The Dolphins hold a 2-1 advantage over the Chargers in post-season games played in South Florida.

TENNESSEE TITANS

Sun., Nov. 7 at Miami - 8:20 p.m. EST/ESPN

Address: Baptist Sports Park
 460 Great Circle Rd.
 Nashville, TN 37228
Phone: (615) 565-4000
Owner/Chairman of the Board/President:
 K.S. "Bud" Adams, Jr.
Executive VP/General Manager: Floyd Reese
Head Coach: Jeff Fisher
 (6th NFL Season, 6th with Titans)



Career Record: 32-38
Titans Record: 32-38
Media Relations: Tony Wyllie/Robbie Bohren
Stadium (Year Opened): Adelphia Coliseum (1999)
Capacity: 67,000
Playing Surface: Grass
Division: AFC Central
1998 Record: 8-8 (2nd, AFC Central)
Regular Season Record vs. Dolphins: 12-12
Playoff Record vs. Dolphins: 1-0

TENNESSEE TITANS VS. MIAMI
 (Regular Season)

RUSHING

NAME	G	NO.	YDS.	AVG.	TD
Eddie George	2	38	166	4.4	1
Steve McNair	1	11	62	5.6	0
Dave Krieg	3	2	26	13.0	0
Rodney Thomas	2	4	23	5.8	0
Lorenzo Neal	3	2	-1	-0.5	0
Chris Sanders	2	1	-8	-8.0	0

RECEIVING

NAME	G	NO.	YDS.	AVG.	TD
Yancey Thigpen	3	6	97	16.2	0
Frank Wycheck	2	6	61	10.2	1
Chris Sanders	2	5	79	15.8	0
Eddie George	2	3	34	11.3	0
Jackie Harris	2	3	30	10.0	0
Lorenzo Neal	3	1	10	10.0	0
Rodney Thomas	2	1	6	6.0	0

PASSING

NAME	G	ATT.	CMP.	YDS.	TD	INT.
Steve McNair	1	14	7	109	0	1
Dave Krieg	3	102	54	632	3	5

- The Dolphins have faced the Titans 25 times, including one playoff contest, and lead the all-time regular season series 13-12. Tennessee won the only postseason game, a 17-9 victory on December 24, 1978 at the Orange Bowl. The 24 regular season meetings are the most Miami has played against a non-divisional opponent. In addition, 25 total contests tie the Titans with the Raiders for the most overall games played by the Dolphins against a non-divisional opponent in team history.
- The Dolphins have captured the last three meetings between these teams, including wins in each of Head Coach Jimmy Johnson's first two seasons with the club (1996 and 1997).
- Each of the past four games in this series have been decided by four points or less, including the most recent meeting, a 16-13 overtime victory by Miami on September 7, 1997 at Pro Player Stadium.

WASHINGTON REDSKINS

Sun., Jan. 2 at Washington - 4:15 p.m. EST/
 CBS-TV

Address: 21300 Redskin Park Dr.
 Ashburn, VA 22011
Phone: (703) 478-8900
Owner: Daniel Snyder
General Manager: Charley Casserly
Head Coach: Norv Turner
 (6th NFL Season, 6th with Redskins)
Career Record: 32-47-1
Redskins Record: 32-47-1
Public Relations: Mike McCall/Chris Helein/
 Scott McKeen
Stadium (Year Opened): Jack Kent Cooke
 Stadium (1997)
Capacity: 78,600
Playing Surface: Grass
Division: NFC East
1997 Record: 6-10 (4th, NFC East)
Regular Season Record vs. Dolphins: 2-5
Playoff Record vs. Dolphins: 1-1



WASHINGTON REDSKINS VS. MIAMI
 (Regular Season)

RUSHING

NAME	G	NO.	YDS.	AVG.	TD
Brian Mitchell	2	14	64	4.6	0
Larry Centers	2	6	23	3.8	0
Rodney Peete	1	5	16	3.2	1

RECEIVING

NAME	G	NO.	YDS.	AVG.	TD
Brian Mitchell	2	4	27	6.8	0
Larry Centers	2	4	25	6.3	0

PASSING

NAME	G	ATT.	CMP.	YDS.	TD	INT.
Brad Johnson	NO	REGULAR	SEASON	STATS		
Rodney Peete	1	24	13	173	1	1

- This is the first regular season meeting between the Dolphins and Redskins since Miami claimed a 17-10 victory over Washington on October 4, 1993 at Pro Player Stadium. The last time these teams squared off in Washington for a regular season matchup was on December 2, 1990 as the Redskins defeated the Dolphins by a 42-20 margin.
- The last time Miami won a regular season contest at Washington was on September 2, 1984, as Dolphins quarterback Dan Marino passed for 311 yards and five TDs en route to a 35-17 triumph in the season opener.
- The game will mark the Dolphins first regular season visit to Jack Kent Cooke Stadium.
- Miami and Washington have battled in two Super Bowls. The Dolphins won Super Bowl VII on January 14, 1973, by a 14-7 score to preserve the NFL's only perfect season. The teams battled again for the NFL crown in Super Bowl XVII on January 30, 1983, with Washington winning the contest by a 27-17 score.

DOLPHINS ON THE AIR


WQAM

The 1999 Miami Dolphins' season marks the third with WQAM (560 AM) serving as the flagship station for the Dolphins' radio network. This year the network has over 20 stations covering more than 70 markets in Florida.

WQAM is known for its outstanding sports programming, and is one of the leading sports and entertainment radio stations in the country. In addition to the Dolphins games, WQAM also broadcasts the games of the Florida Marlins and the Florida Panthers. WQAM is the home of the popular "First Team" morning show of Jeff DeForrest, ex-Dolphin Joe Rose, and Steve Goldstein. Miami's leading talk show "The Neil Rogers Show" is heard mid-days. Hank Goldberg handles the afternoon and hosts the weekly "Jimmy Johnson Show" with Dolphins Head Coach Jimmy Johnson. Former Dolphins Jim Mandich and Kim Bokamper also host talk shows. WQAM carries extensive Dolphins programming on game-days, beginning with a five-hour pre-game show and culminating with a two-hour post-game wrapup. WQAM also broadcasts live from the team's training camp and carries comprehensive Dolphins updates during the season.

Handling the play-by-play and entering his sixth season as "The Voice of the Dolphins" is Bill Zimpfer. Zimpfer, 43, joined the Dolphin broadcasts in 1994, after six years (1988-93) as play-by-play announcer for the Penn State football network. During the football off-season, Zimpfer also serves as morning sports anchor for WOGL-FM in Philadelphia. He resides with his wife and family in East Greenville, Pa.

Joining Zimpfer in the booth is analyst and ex-Dolphins favorite Jim Mandich. Mandich, in his eighth year as the color commentator on Dolphin game broadcasts, was a member of the Dolphins' 1972 club that was the NFL's only undefeated team. In his eight seasons as a Dolphins tight end (1970-77), Mandich caught 121 passes for 1,406 yards (11.6 yards per catch) with 23 touchdowns and ranks 21st in Dolphins team history in receiving and is tied for 19th in club annals in scoring with 138 points.



Bill Zimpfer



Jim Mandich

Following is a list of radio stations on the Dolphins Network in 1999:


Arcadia.....	WMEL, 920 AM	Deland.....	WQTM, 540 AM
Atlantic Beach	WZNZ, 1460 AM	Delray Beach	WJNA, 1230 AM
Belle Glade	WBGF, 93.5 FM	Disney World	WQTM, 540 AM
Blountstown	WYBT, 1000 AM	Ft. Lauderdale	WQAM, 560 AM
Boca Raton	WQAM, 560 AM		WPOW, 96.5 FM
	WPOW, 96.5 FM	Ft. Myers.....	WWCN, 770 AM
Cape Coral	WWCN, 770 AM	Ft. Pierce	WJNX, 1330 AM
Cocoa	WMEL, 920 AM	Ft. Walton Beach.....	WVTJ, 610 AM
Cocoa Beach	WMEL, 920 AM	Gainesville.....	WRUF, 850 AM
Daytona Beach	WNDB, 1150 AM	Hollywood.....	WQAM, 560 AM
Deerfield Beach	WQAM, 560 AM		WPOW, 96.5 FM
	WPOW, 96.5 FM	Jacksonville	WZNZ, 1460 AM

Key West.....	WKWF, 1600 AM	Port Charlotte	WWCN, 770 AM
Kissimmee.....	WQTM, 540 AM	Punta Gorda	WWCN, 770 AM
La Belle.....	WBGF, 93.5 FM	St. Augustine.....	WFOR, 1240 AM
Marathon.....	WFFG, 1300 AM	Sanford.....	WQTM, 540 AM
Melbourne.....	WMEL, 920 AM	Sebring	WMEL, 920 AM
Marco Island.....	WWCN, 770 AM	Stuart.....	WJNX, 1330 AM
Miami	WQAM, 560 AM	Sunrise.....	WQAM, 560 AM
	WPOW, 96.5 FM		WPOW, 96.5 FM
Naples	WWCN, 770 AM	Tallahassee	WPHK, 102.3 FM
New Smyrna Beach	WNDB, 1150 AM	Titusville.....	WNDB, 1150 AM
Ocala	WRUF, 850 AM	Vero Beach	WTTB, 1490 AM
Okeechobee.....	WQAM, 560 AM	West Palm Beach.....	WJNO, 1040 AM
Oriando	WQTM, 540 AM	Wildwood.....	WQTM, 540 AM
Ormond Beach	WNDB, 1150 AM	Winter Park	WQTM, 540 AM
Ponte Vedra Beach	WZNZ, 1460 AM	Zolfo Springs.....	WMEL, 920 AM

WQBA

For the 16th time in the last 18 years, the Dolphins' South Florida Latin fans will be able to follow the team home and away on WQBA (1140 AM). The 1997 season marked a return of the Dolphins' Spanish broadcast to WQBA following a two-year absence. The Dolphins and WQBA signed a three-year agreement to broadcast the team's games beginning with the 1997 season.

Rene Giraldo, who has been part of the Spanish broadcasts of Dolphins games for all 18 years, will handle the play-by-play for his 15th straight year after previously serving as a color analyst. He will be joined by color analyst Roly Martin, also a long-time member of the Dolphins' Spanish broadcast team. WQBA's Dolphins game-day broadcasts will begin with a 30-minute pre-game show and will conclude with a post-game show featuring interviews from the team's locker room.



Roly Martin (left) and Rene Giraldo

PRESEASON TELEVISION

All four of the Dolphins preseason games in 1999 will be broadcast in Miami on WFOR-TV (Channel 4). In addition, those games also will be telecast by WTVX-TV (Channel 34) in West Palm Beach.

The Dolphins will make their first appearance of the preseason on Friday, August 13th, when they host the New Orleans Saints at Pro Player Stadium. That game will be telecast live at 7:30 p.m. if it is sold out 72 hours in advance of game time; otherwise it will be broadcast on a delayed basis beginning at 9:30 p.m.

WFOR-TV will then telecast live the Dolphins next game, against the San Diego Chargers in San Diego at Qualcomm Stadium, beginning at 11:00 p.m. Eastern time.

The Dolphins will return to Pro Player Stadium on Saturday, August 28th to host the Detroit Lions at 7:00 p.m. WFOR will telecast the game live if it is sold out 72 hours in advance of

game time; otherwise it will be broadcast on a delayed basis beginning at 9:00 p.m.

The Dolphins final preseason game of the year, at Lambeau Field against the Green Bay Packers on September 2nd, will be televised live by WFOR beginning at 8:00 p.m. Eastern time.

Long-time CBS-TV sports commentator Verne Lundquist will be in his first season handling the play-by-play for the Dolphins preseason games. Lundquist currently does play-by-play for CBS on its NFL regular season package. In addition to performing NFL play-by-play duties for TNT's national telecasts from 1995-97, Lundquist held a previous stint at CBS, from 1982-95. During that time, he worked on the network's coverage of the NFL, NBA, college basketball, golf and the Olympics. Former Dolphins great and Pro Football Hall of Famer Bob Griese, a member of ABC-TV's broadcast team for college football, will be a color analyst along with Nat Moore, the Dolphins' third all-time leading receiver. WFOR's Jim Berry, Kim Bokamper and Joe Zagacki will host the pre-game show, which airs 30 minutes prior to the actual game broadcast. Mac McDonald returns as executive producer and Mike Horvath as producer for WFOR-TV.

DATE	OPPONENT	BROADCAST	TIME (EDT)
Fri., Aug. 13	New Orleans	WFOR-TV*	7:30 PM#
Sat., Aug. 21	at San Diego	WFOR-TV*	11:00 PM
Sat., Aug. 28	Detroit	WFOR-TV*	7:00 PM#
Thur., Sept. 2	at Green Bay	WFOR-TV*	8:00 PM

* Game also will be televised by WTVX-TV in West Palm Beach.

Game will be broadcast live if sold out 72 hours in advance of game time; otherwise it will be shown on a two-hour tape-delay.

SPORTSCHANNEL

SportsChannel Florida provides the latest Dolphins and NFL news. SportsChannel's "Sunday Morning Playbook" is a two-and-a-half hour block of NFL programming available only on SportsChannel, and their 1999 fall lineup includes other Dolphins and NFL related programs.

"Dolphins Magazine" kicks off "Sunday Morning Playbook" beginning at 8:30 a.m. This show offers fans a detailed look at the Dolphins, their upcoming opponent, a look at the stats, and injury report and interviews with Dolphins players and coaches.

At 9:30 each Sunday morning, Coach Jimmy Johnson talks to Dolphins fans on "The Jimmy Johnson Show." Coach Johnson provides a look at the upcoming days' games and talks with NFL players and coaches.

Sunday morning's first pre-game show is SportsChannel Florida's "Sunday Morning nFL," airing from 10:00-11:30 a.m. Broadcast live from SportsChannel's "Sunday Morning nFL" studios or from one of the three NFL stadiums around the state, the 90-minute action packed show previews the day's game for the Dolphins and the rest of the NFL action in Florida. Viewers get the inside story from the players and coaches, along with special interviews and the day's "Keys to Victory."

SportsChannel Florida reaches nearly 3.7 million cable television and home satellite viewers across the state of Florida.

SPORTSCHANNEL FLORIDA DIRECTORY

Vice President/General Manager.....Rod Mickler
 Vice President of Sales and MarketingLarry Hoepfner
 Vice President of Programming and Operations.....Brad Heard
 Vice President of Finance and Administration.....Dale Huber
 General Sales Manager.....Allyson Meyers
 Manager of Affiliate Relations and MarketingJohn Stillson
 Public Relations Manager.....Michelle Freeman
 Production Manager.....Brett Opdyke

COVERING THE DOLPHINS

ALL TELEPHONE NUMBERS ARE AREA CODE 305 UNLESS OTHERWISE NOTED

WRITERS REGULARLY ASSIGNED TO CLUB

ARMANDO SALGUERO, Miami Herald (AM), One Herald Plaza (33132-1693), 376-3675.
ALEX MARVEZ, Fort Lauderdale Sun-Sentinel (AM), 200 E. Las Olas Blvd., Fort Lauderdale (33301-2293), 954/356-4635.
MARK WOODS, Palm Beach Post (AM) and Evening Times (PM), 2751 South Dixie Highway, West Palm Beach (33405), 561/820-4713.

OTHER FLORIDA WRITERS

RICK WEBER, Ft. Myers News Press (AM), P.O. Box 10, Ft. Myers (33902), 941/335-0358.

NEWS ORGANIZATIONS

MIAMI HERALD (AM), One Herald Plaza (33132-1693), 376-3500. S.E./Columnist-Edwin Pope, Exec. S.E.-Mike Haggerty, Columnist-Dan LeBatard, Jason Cole, Greg Cote, Clark Spencer, Bob Rubin, TV Sports-Barry Jackson.
FORT LAUDERDALE SUN-SENTINEL (AM), 200 E. Las Olas Blvd., Fort Lauderdale (33301-2293), 954-356-4647 (Miami Telephone 947-2632). Exec. S.E.-Fred Turner, Columnist-Dave Hyde, Mike Mayo, Charles Bricker, Craig Barnes, Cesar Brioso.
PALM BEACH POST (AM) and EVENING TIMES (PM), 2751 South Dixie Highway, West Palm Beach (33405), 561/820-4440 (Miami Telephone: 949-8131). Exec. S.E.-Tim Burke, Columnist-Dave George, Greg Stoda, Elizabeth Clarke, Ethan Skolnick, Craig Dolch.
EL HERALD (AM), One Herald Plaza (33132-1693). S.E.-Javier Mota, Columnist-Jorge Ortiz.
FORT MYERS NEWS PRESS (AM), P.O. Box 10, Fort Myers (33902), 941/335-0358. Exec. S.E.-Tom Hayden, Columnist-Mike Klocke.
ASSOCIATED PRESS, 9100 N.W. 36th Street (33178), 594-5825. Steve Wine, Jeff Shain, Fred Goodall 813/223-3270.
UNITED PRESS INTERNATIONAL, 800 Douglas Road, Suite 565, Coral Gables (33134), 445-1750. Les Kjos.
BOCA RATON NEWS (AM), P.O. Box 580, Boca Raton (33429), 561/338-4950 (Miami Telephone: 944-0397). Vin Mannix, Rick Mewhirter.
DOLPHIN DIGEST (Weekly), P.O. Box 6600, (33252), 594-0508. Editor-Andy Cohen, Tom Curtis, Alain Poupart, Kevin Kaminski.

FLAGSHIP RADIO STATIONS

WQAM Radio (560 AM), 20295 N.W. 2nd Ave. (33169), 653-6796. Bill Zimpfer, Jim Mandich, Jeff DeForrest, Kim Bokamper, Hank Goldberg, Joe Rose, Steve Goldstein, Orlando Alzugaray.
WQBA Radio (Spanish, 1140 AM), 2828 Coral Way. (33145), 447-1140. Roly Martin, Manuel Martinez.

TELEVISION STATIONS

WFOR-TV (CBS, Channel 4), 8900 N.W. 18th Terrace (33172) 593-0606, 471-6751. Jim Berry, Joe Zagacki, Kim Bokamper, Robert Hayden.
WTVJ-TV (NBC, Channel 6), 316 North Miami Avenue (33128), 377-3171. Exec. Sports Prod.-Mike Jenkins, Craig Minervini, Joe Rose, Guy Rawlings, Bernie Rosen, Mike Jenkins.
WPLG-TV (ABC, Channel 10), 3900 Biscayne Boulevard (33137), 325-2355. Sports Dir.-Jimmy Cefalo, Frank Forte, Will Manso, Jim Mandich, Steve Zager.
WSVN-TV (Fox, Channel 7), 1401 79 Street Causeway (33141), 795-2719. Ducis Rodgers, Mike DiPasquale, Steve Shapiro, Jim Goodman.
WAMI-TV (Independent, Channel 69), 605 Lincoln Road, Miami Beach (33139), 531-8334. Mark Jones, Brad Steinke, Tim Ring, Jeremy Fisher.
WLTW-TV (Spanish, Channel 23), 2103 Coral Way (33145), 285-9588. Arturo Polo, Jorge Gomez.
WSCV-TV (Spanish, Channel 51), 2470 W. 8th Ave., Hialeah (33010), 888-5151. Raul Striker, Roly Martin.
WPTV-TV (NBC, Channel 5), P.O. Box 610, Palm Beach, (33480), 561/665-5455. (Miami Telephone: 949-0789). Sports Dir.-Anthony Pittman, Marc Goldberg.
WPEC-TV (CBS, Channel 12), Fairfield Drive, West Palm Beach (33407), 561/844-1212. (Miami Telephone: 944-5060). Sports Dir.-Mike Caruso, Pat Murphy, David Chancellor.
WPBF-TV (ABC Channel 25), 3970 RCA Blvd., Suite 7007, Palm Beach Gardens (33410), 561/694-2525. Sports Dir.-Ed David, Vince Kelly.
SPORTSCHANNEL, 100 Northeast Third Avenue, Suite 350, Ft. Lauderdale (33301), 954/832-9555. Rod Mickler, Brad Heard, Ned Smith, Andy Ritter.
SUNSHINE NETWORK, 390 N. Orange Ave., Suite 275, Orlando (32801), 407/648-1150. Paul Kennedy, Jeff DeMoss, Thom Hastings.

RADIO STATIONS

WIOD Radio (610 AM), 194 N.W 187th Street (33169), 654-9494. Phil Lutzman.

WINZ Radio (940 AM), 4330 N.W 207th Drive (33055), 624-6307. Dave Lamont.

WSBR Radio (740 AM), 5700 N. Federal Highway, Boca Raton (33468), 561/997-0074. Sports Dir.-Jack Armprister.

WJNO Radio (1230AM), P.O. Box 189, West Palm Beach (33412), 561/838-4300. Luis Hernandez.

MEDIA INFORMATION

CREDENTIALS: Media representatives who do not have press credentials for the entire season (but will be working for an accredited media outlet on an immediate deadline) may request them on a single-game basis. Written credential requests must be made at least four working days in advance to: Harvey Greene, Vice President - Media Relations, Miami Dolphins, 7500 S.W. 30th Street, Davie, FL 33314 (954/452-7010). Reserved credentials can be picked up at the press gate, located outside Gate G of Pro Player Stadium, on the day of the game.

PHOTOGRAPHERS: Photographers with accredited media outlets on an immediate deadline may request credentials on a single-game basis from the Dolphins' media relations department. Credentials **WILL NOT** be issued to freelance photographers unless granted special approval by the Dolphins. Field photographers are reminded to remain outside of the bench area.

PRESS BOX: To get to the Pro Player Stadium press box, enter at Gate G. Go through two sets of doors and take the elevator to the third floor. Exit elevator and the broadcast booths are to the right. For the print section, make a left and exit the broadcast booth box into the club lounge area. Go 50 yards to the staircase and go to the lower level of the club lounge. The entrance to the print press box is just beyond the bottom of the stairs. Only credentials issued by the Dolphins or the Professional Football Writers of America will be honored for admittance to Pro Player Stadium.

LOCKER ROOMS: Admission to the home and visiting locker rooms is governed by each individual team. Only media representatives with proper credentials, granting locker room access or those stamped with "Locker Room Access," will be admitted. No one will be admitted to the locker rooms prior to the game. Both teams' locker rooms are located on the ground level on the west side of the stadium. From the print press box, take the elevator to the ground level. Out of the elevator, bear right and go through the double doors to the corridor. Bear left to the Dolphins' locker room and continue past the Dolphins' locker room to reach the visitor's locker room. The interview room is on the right.

INTERVIEW ROOM: Coach Johnson will hold his post-game press conference immediately following the conclusion of the game in the interview room, which is located on the ground level in the west side of the stadium.

PARKING: Press parking at Pro Player Stadium is very limited. All parking requests must be directed to Harvey Greene, Vice President - Media Relations, (954/452-7010).

TELEPHONES: Any media member desiring to have their own press box telephone line must order it directly from Thania Diaz, BellSouth Special Accounts at (954) 958-4154. Instruments can be ordered from the Dolphins' media relations department, (954/452-7010).

COPY TRANSMISSION: Copy transmission is available at every Dolphin home game. The transmission representative is Tim Lippman, 8467 N.W. 61st Street, Tamarac, FL 33321 (954/720-9070; FAX: 954/720-0725).

FIELD ACCESS: Only working newspaper and TV photographers and club/stadium officials are permitted on the field during the game. Press box passes will not be honored for field admittance at any time, except when there are less than six minutes remaining in the game.

ADVANCING: Generally, the Dolphins request that the opposing team's media relations representative visit training camp on Wednesday to coincide with the weekly media conference call.

PRACTICE: Regular-season practice sessions usually are held at 2:00 p.m. Monday, Wednesday, and Thursday, and at 11:00 a.m. on Friday and Saturday (home games). Practices normally are closed to out-of-town media (and, except for the final 15 minutes, all local media) unless special permission is granted by the coaching staff. To request permission, or to arrange any interviews,

contact the Dolphins' media relations department. The team locker room is open to the media for 45 minutes (lunchtime) Monday and Wednesday through Friday. The players are off on Tuesdays.

FOR MORE INFO: For more information on the Dolphins, contact the media relations department: Harvey Greene, Vice President - Media Relations; Neal Gulkis, Media Relations Coordinator; Seth Levit, Media Relations Assistant; and Gayle Baden, Administrative Assistant. Office phone is (954) 452-7010 and (954) 452-7000-switchboard.

TRAINING CAMP: The Dolphins practice at Nova University during both the preseason and regular season. The campus is located in Davie at 7500 S.W. 30th Street.

DIRECTIONS

FT. LAUDERDALE TO TRAINING CAMP: From the north, take I-95 South to I-595 West. Take I-595 West to University Drive exit. Proceed off exit and turn left onto University Drive (going south). Go past three traffic lights to S.W. 30th Street and turn left. Entrance to facility is 300 yards on right.

MIAMI AIRPORT TO TRAINING CAMP: From the airport, take 836 West to 826 North. Follow 826 North to exit for Florida Turnpike North. Take Turnpike North to I-595 West. Take I-595 West to University Drive exit. Proceed off exit and turn left onto University Drive (going south). Go past three traffic lights to S.W. 30th Street and turn left. Entrance to facility is 300 yards on right.

FROM THE SOUTH TO TRAINING CAMP: From the south, take I-95 North to I-595 West. Take I-595 West to University Drive exit. Proceed off exit and turn left onto University Drive (going south). Go past three traffic lights to S.W. 30th Street and turn left. Entrance to facility is 300 yards on right.

FT. LAUDERDALE TO STADIUM: Take I-595 West to Florida Turnpike South. Take Turnpike South nine miles to Exit 2 (N.W. 199th Street/Honey Hill Road). Proceed off exit to 199th Street and make right. Enter parking Gate 4.

MIAMI AIRPORT TO STADIUM: Take I-95 North to Ives Dairy Road. Proceed west for five miles (name of road changes to 199th Street) and stadium is on right. Enter parking Gate 4.

DOLPHINS ON THE INTERNET

All the information you need to read and hear about the Miami Dolphins in 1999 can be obtained on the Dolphins web site, located at <http://www.miamidolphins.com>. Miami's official home page contains useful information that is updated on a daily basis throughout the year. Releases, rosters, statistics, depth charts and updated biographies are just a few of the things that are featured. In addition, the site is updated daily with sound bites from Head Coach Jimmy Johnson and Dolphin players. The quality of sound will enable not only fans to hear what the Dolphins are saying, but also can be used by the media. Pre-game and post-game analysis begins in preseason, and on gamedays, the site contains an analysis of the action on the field as it is happening, as well as photos throughout the course of the contest. Fans can submit questions and comments about the team daily. Live chats with Dolphin players, coaches and front office staff will be conducted twice a month. Other information on the Dolphins, in addition to the latest on the National Football League and the other 30 teams, can be accessed through the NFL's home page on <http://www.nfl.com>.

Chondral Fracture – Fracture to the chondral (cartilaginous) surfaces of bone.

Chondromalacia – A roughening of the cartilage surface. Best known for the roughening of the underside of the kneecap.

Clavical – The collar bone; the bone connecting the breastbone with the shoulder blade.

Colles' Fracture – A fracture of the distal end of the radius with the lower end being displaced backward.

Concentric Muscle Contraction – A shortening of the muscle as it develops tension and contracts to move a resistance.

Concussion – Jarring injury of the brain resulting in dysfunction. It can be graded as mild, moderate or severe depending on loss of consciousness, amnesia and loss of equilibrium.

Contusion – An injury to a muscle and tissues caused by a blow from a blunt object.

Cortical Steroids – Used to suppress joint inflammation.

Cortisone – An anti-inflammatory medication.

Costochondral – Cartilage that separates the bones within the rib cage.

Cryokinetics – Treatment with cold and movement.

Cryotherapy – A treatment with the use of cold.

Cyst – Abnormal sac containing liquid or semi-solid matter.

Debridement – The removal of foreign material and dead or damaged tissue.

Degenerative Joint Disease – Changes in the joint surfaces as a result of repetitive trauma.

Deitoid Ligament – Ligament that connects the tibia to bones of the medial aspect of the foot and is primarily responsible for stability of the ankle on the medial side. Is sprained less frequently than other ankle ligaments.

Deitoid Muscle – Muscles at top of the arm, just below the shoulder, responsible for shoulder motions to the front, side and back.

Disc, Intervertebral – A flat, rounded plate between each vertebrae of the spine. The disc consists of a thick fiber ring which surrounds a soft gel-like interior. It functions as a cushion and shock absorber for the spinal column.

Dislocation – Complete displacement of joint surfaces.

Eccentric Muscle Contraction – An overall lengthening of the muscle as it develops tension and contracts to control motion performed by an outside force; oft times referred to a "negative" contraction in weight training.

Eccymosis – Bleeding into the surface tissue below the skin, resulting in a "black and blue" effect.

Edema – Accumulation of fluid in organs and tissues of the body; swelling.

Effusion – Accumulation of fluid, in various spaces in the body, or the knee itself. Commonly, the knee has an effusion after an injury.

Electrical Galvanic Stimulation (EGS) – An electrical therapeutic modality that sends a current to the body at select voltages and frequencies in order to stimulate pain receptors, disperse edema, or neutralize muscle spasms among other functional applications.

Electromyogram (EMG) – Test to determine nerve function.

Epicondylitis – Inflammation in the elbow due to overuse.

Ethyl Chloride – "Cold spray," a chemical coolant sprayed onto an injury site to produce a local, mild anesthesia.

Fascia – A connective tissue sheath consisting of fibrous tissue and fat which unites the skin to the underlying tissues.

Fat Percentage – The amount of body weight that is adipose, fat tissue. Fat percentages can be calculated by underwater weighing, measuring select skinfold thickness, or by analyzing electrical impedance.

Femur – Thigh bone; longest bone in the body.

Fibula – Smaller of the two bones in the lower leg; runs from knee to the ankle along the outside of the lower leg.

Flexibility – The ability of muscle to relax and yield to stretch forces.

Flexibility Exercise – General term used to describe exercise performed by a player to passively or actively elongate soft tissue without the assistance of an athletic trainer.

Fracture – Breach in continuity of a bone. Types of fractures include simple, compound, comminuted, greenstick, incomplete, impacted, longitudinal, oblique, stress, or transverse.

Gamekeeper's Thumb – Tear of the ulnar collateral ligament of the metacar-pophalangeal joint of the thumb.

Glycogen – Form in which foods are stored in the body as energy.

Grade One Injury – A mild injury in which ligament, tendon, or other musculoskeletal tissue may have been stretched or contused, but not torn or otherwise disrupted.

Grade Two Injury – A moderate injury when musculoskeletal tissue has been partially, but not totally, torn which causes appreciable limitation in function of the injured tissue.

Grade Three Injury – A severe injury in which tissue has been significantly, and in some cases totally, torn or otherwise disrupted causing a virtual total loss of function.

Hamstring – Category of muscle that runs from the buttocks to the knee along the back of the thigh. It functions to flex the knee, and is oft times injured as a result of improper conditioning or lack of muscle flexibility.

Heat Cramps – Painful muscle spasms of the arms or legs caused by excessive body heat and depletion of fluids and electrolytes.

Heat Exhaustion – Mild form of shock due to dehydration because of excessive sweating when exposed to heat and humidity.

Heat Stroke – Condition of rapidly rising internal body temperature that overwhelms the body's mechanisms for

release of heat and could result in death if not cared for appropriately.

Heel Cup – Orthotic device that is inserted into the shoe and worn under the heel to give support to the Achilles tendon and help absorb impacts at the heel.

Hematoma – Tumor-like mass produced by an accumulation of coagulated blood in a cavity.

Hip Pointer – Contusion to the iliac crest.

Hot Pack – Chemical pack that rests in water, approximately 160 degrees, and retains its heat for 15-20 minutes when placed in a towel for general therapeutic application.

Humerus – Bone of the upper arm that runs from the shoulder to the elbow.

Hydrotherapy – Treatment using water.

Hyperextension – Extreme extension of a limb or body part.

Illiotal Band – A thick, wide fascial layer that runs from the iliac crest to the knee joint and is occasionally inflamed as a result of excessive running.

Impingment Syndrome – Pinching together of the supraspinatus muscle and other soft tissue in the shoulder, which is common in throwing.

Inflammation – The body's natural response to injury in which the injury site might display various degrees of pain, sweating, heat, redness, and/or loss of function.

Internal Rotation – Rotation of a joint or extremity medially, to the inside.

Lateral Collateral Ligament (LCL) – Ligament of knee attaching lateral femoral condyle to the fibula head. It provides lateral stability to the knee.

Lesion – Wound, injury or tumor.

Ligament – Band of fibrous tissue that connects bone to bone or bone to cartilage and supports and strengthens joints.

Lumbar Vertebrae – Five vertebrae of the lower back that articulate with the sacrum to form the lumbosacral joint.

Malleolus – Rounded projection on either side of the ankle joint.

Magnetic Resonance Imaging (MRI) – Imaging procedure in which a radio frequency pulse causes certain electrical elements of the injured tissue to react to this pulse and through this process a computer display and permanent film establish a visual image. MRI does not require radiation and is very useful in the diagnosis of soft tissue, disc, and meniscus injuries.

Medial Collateral Ligament (MCL) – Ligament of knee attaching to medial femoral condyle and to medial tibia. It provides medial stability to the knee.

Medial Retinaculum – The band of connective tissue that attaches to the medial structures of the knee joint, including the patella and patellar tendon.

Meniscectomy – An intra-articular surgical procedure of the knee by which all or part of the damaged meniscus is removed.

Meniscus – Crescent shaped cartilage, usually pertaining to the knee joint; also known as "cartilage." There are two menisci in the knee, medial and lateral. These work to absorb weight within the knee and provide stability.

Metacarpals – Five long bones of the hand, running from the wrist to the fingers.

Metatarsals – Five long bones of the foot, running from the ankle to the toes.

Myosistis – Inflammation of a muscle.

Necrotic – Relating to death of a portion of tissue.

Neoprene – Lightweight rubber used in joint and muscle sleeves designed to provide support and/or insulation and heat retention to the area.

Neuritis – Inflammation of a nerve.

Orthotic – Any device applied to or around the body in the care of physical impairment or disability, commonly used to control foot mechanics.

Parasthesia – Sensation of numbness or tingling, indicating nerve irritation.

Patella – The kneecap. The patella functions to protect the distal end of the femur as well as increase the mechanical advantage and force generating capacities of the quadriceps muscle group.

Patella Tendinitis – Inflammation of the patella ligament; also known as "jumpers knee."

Patellar Femoral Joint – Articulation of the kneecap and femur. Inflammation of this joint can occur through: 1) acute injury to the patella, 2) overuse from excessive running particularly if there is an associated knee weakness, 3) chronic wear and tear of the knee, 4) as a result of poor foot mechanics. Patellofemoral irritation can lead to chondromalacia, which in its most chronic condition, could require surgery.

Peroneal Muscles – Group of muscles of the lateral lower leg that are responsible for everting the knee. Tendons of these three muscles are vital to the stability of the ankle and foot.

Phalanx – Any bone of the fingers or toes; plural is phalanges.

Phlebitis – Inflammation of a vein.

Plantar – Pertaining to the sole of the foot.

Plantar Fascia – The tight band of muscle beneath the arch of the foot.

Plica – Fold of tissue in the joint capsule and a common result of knee injury.

Posterior Cruciate Ligament (PCL) – A primary stabilizing ligament of the knee that provides significant stability and prevents displacement of the tibia backward within the knee joint. A complete tear of this ligament necessitating reconstruction could require up to 12 months of rehabilitation.

Quadricep Muscles "Quads" – A group of four muscles of the front thigh that run from the hip and form a common tendon at the patella; they are responsible for knee extension.

Radiography – Taking of X-rays.

Radius – Forearm bone on the thumb side.

Reconstruction – Surgical rebuilding of a joint using natural, artificial or transplanted materials.

Referred Pain – Pain felt in an undamaged area of body away from the actual injury.

Retraction – The moving of tissue to expose a part or structure of the body.

Rotator Cuff – Comprised of four muscles in the shoulder area that can be irritated by overuse. The muscles are the supraspinatus (most commonly injured), infra-spinatus, teres minor, and subscapularis.

Rotator Cuff Impingement Syndrome – A microtrauma or overuse injury caused by stress, and the four stages are: 1) Tendinitis with temporary thickening of the bursa and rotator cuff; 2) Fiber dissociation in the tendon with permanent thickening of the bursa and scar formation; 3) A partial rotator cuff tear of less than 1 cm.; and 4) A complete tear of 1 cm. or more.

Sacrum – Group of five fused vertebrae located just below the lumbar vertebrae of the low back.

Scapula – Shoulder blade.

Sciatica – Irritation of the sciatic nerve resulting in pain or tingling running down the inside of the leg.

Sciatic Nerve – Major nerve that carries impulses for muscular action and sensations between the low back and thigh and lower leg; it is the longest nerve in the body.

Shin Splint – A catch-all syndrome describing pain in the shin that is not a fracture or tumor and cannot be defined otherwise.

Sorbothane – An energy absorbing polyurethane utilized in some foot orthotics to absorb shock forces of the foot.

Spasm (Theory) – Muscle soreness induced by exercise; is the result of reduced muscle blood flow, which results in pain.

Spleen – Large, solid organ responsible for the normal production and destruction of blood cells.

Spondylitis – Inflammation of one or more vertebrae.

Spondylolisthesis – Forward displacement of one vertebrae over another below it due to a developmental defect in the vertebrae.

Spondylosis – Abnormal vertebral fixation or immobility.

Sprain – Injury resulting from a stretch or twist of the joint and causes various degrees of stretch or tear of a ligament or other soft tissue at the joint.

Sternum – The breast bone.

Steroids – Any one of a large number of hormone-like substances. See Anabolic steroids and corticosteroids.

Stinger – Common term for plexus trauma in the neck.

Strain – Injury resulting from a pull or torsion in the muscle or tendon that causes various degrees of stretch or tear to the muscle or tendon tissue.

Stress Fracture – A hair-line type of break in a bone caused by overuse.

Stress X-ray – A continual X-ray taken when a portion of the body is stressed to its maximum in order to determine joint stability. This is a test utilized in some ankle injuries.

Stretching – Any therapeutic maneuver designed to elongate shortened soft tissue structures and thereby increase flexibility.

Subluxation – Partial dislocation of a joint. The term usually implies that the joint can return to its normal position without formal reduction.

Talus – The ankle bone that articulates with the tibia and fibula to form the ankle joint.

Target Heart Rate – A pre-determined pulse to be obtained during exercise when circulation is working at full efficient capacities.

Tarsals – Group of seven bones of the foot consisting of the calcaneus, talus, cuboid and three cuneiform bones.

Temporomandibular Joint (TMJ) – The articulation of the jaw and skull; considered by some to be vital in resolution of injuries throughout the body.

Tendinitis – Inflammation of the tendon and/or tendon sheath, caused by chronic overuse or sudden injury.

Tendon – Tissue that connects muscle to bone.

Tennis Elbow – General term for lateral elbow pain.

Thoracic – Group of twelve vertebrae located in the thorax and articulate with the twelve ribs.

Thoracic Outlet Compression Syndrome – A neuro-vascular disorder of the upper extremity common in throwing.

Tibia – Larger of the two bones of the lower leg and is the weight-bearing bone of the shin.

Tomograph – A special type of X-ray apparatus that demonstrates an organ or tissue at a particular depth.

Trachea – The windpipe.

Transcutaneous Electrical Nerve Stimulator (TENS) – An electrical modality that sends a mild current through pads at the injury site which stimulates the brain to release the natural analgesic, endorphin.

Transverse Process – Small lateral projection off the right side and left side of each vertebrae that functions as an attachment site for muscles and ligaments of the spine.

Trapezius – Flat triangular muscle covering the posterior surface of the neck and shoulder.

Triceps – Muscle of the back of the upper arm, primarily responsible for extending the elbow.

Turf Toe – Sprain of the metatarsophalangeal (MTP) joint of the great toe.

Ulna – Forearm bone that runs from the tip of the elbow to the little finger side of the wrist.
Ulnar Nerve – Nerve in elbow commonly irritated from excessive throwing.
Ultrasound – An electrical modality that transmits a sound wave through an applicator into the skin to the soft tissue in order to heat the local area for relaxing the injured tissue and/or disperse edema.
Valgus – Angulation outward and away from the midline of the body.
Varus – Angulation inward and toward the midline of the body.
Vasoconstriction – Decrease of local blood flow.
Vasodilation – Increase of local blood flow.
"Wind Knocked Out" – Syndrome describing a contraction of the abdominal nerve trunk, the solar plexus, as a result of an abdominal contusion.
Wrist – The junction between the two forearm bones (radius and ulna) and the eight wrist bones (trapezium, trapezoid, capitate, hamate, pisiform, triquetral, lunate and scaphoid).
Zygoma – The cheekbone.

1999 NFL INSTANT REPLAY SYSTEM

The NFL's replay system, which will be used first in the preseason, uses digital computer technology, not video tape as was employed from 1986-91 when the NFL used replay to assist officiating. The new system affords quicker access to replays because there is no tape ("non-linear") to re-wind.

The system will be initiated by challenges from the head coaches (two per game) in all but the final two minutes of each half, and by the replay official in the booth in the final two minutes and overtime. The booth will operate under a "two-minute" mode the entire game, lining up replays of every play in case a challenge is issued.

The four individuals in the replay booth will be the "replay assistant," "technician," "video operator" and "communicator." The replay assistant is the direct and only link to the referee on the field. In the final two minutes of each half and overtime, he will make the decision on whether a play should be reviewed. He will have a football officiating background, either as a former on-field NFL official, a recently retired college official, or a current NFL Europe League official. There will be 16 replay assistants for the season. The replay assistant and video operator will be assigned as a team to a different game location each week.

The system begins with the replay booth receiving a "live" feed from the network television control truck covering the game.

The "technician" in front of the live-feed monitor cues up the live play by pressing the "make play" button on his console as the ball is snapped. That automatically puts the play on a "touch-screen monitor" positioned in front of the replay assistant. When a replay comes up from the truck, the technician presses a "make replay" button and that automatically pops up on the touch-screen monitor. The monitor can accommodate six replay angles of a single play.

The "replay assistant" is positioned in front of the touch-screen monitor. This person decides which replays will be relayed to the field monitor for review by the referee after a coach's challenge is issued, and whether an official's time-out will be called for a play review in the final two minutes of each half and overtime.

The "video operator," at the instruction of the replay assistant, will tap the touch-screen monitor (similar to a bank's automatic teller machine that prompts commands by the tapping of its screen) to transfer one of the replays to the booth's third monitor that is positioned between him and the replay assistant. The video operator can control the speed of the playback on this monitor by the turn of a dial. This is the monitor on which the replay assistant will view all replays. The video on this monitor is what the referee on the field will see.

The "communicator" is the replay booth's "eyes to the field." While the technician, replay assistant and video operator are doing their jobs, the communicator, stationed in back of the other three, is watching the field. He will advise the replay assistant – who is busy viewing the monitor -- that "they're in the huddle," "they're on the line" and "the ball is snapped" so the replay assistant will know that the next play has started, negating the possibility of a replay. He will also report to the replay assistant if an official ruling (e.g. holding, illegal procedure, etc.) has been made on the field following a play that might eliminate the need for a replay.

The communicator also is the timer of the 90 seconds allocated to the referee to make a decision on a replay. Once 90 seconds are reached, the communicator will hit a red button on the console in front of the replay assistant that will automatically shut off the field-level monitor, signaling to the referee that the 90 seconds has expired and the review is over. The refer-

ee must then announce his decision.

If needed, the communicator will also explain a referee's ruling to the TV truck and to the teams' public relations directors in the press box for dissemination to the media.

A "buzzer system" will be utilized to signal the call for a replay. Before the final two minutes, the head coach will buzz the referee and replay booth that he challenges a play and wants a review. Within the final two minutes, the booth will buzz the referee, calling for a replay. The head coaches will wear a belt pack containing a buzzer. When pressed, the buzzer will simultaneously signal the referee, umpire and replay booth that a replay is being requested.

There will be three replay monitors at field level in open-air stadiums. Two will be positioned at opposite 20-yard lines near the sideline wall. A third will be in a runway, for use if there is inclement weather. Two monitors will be used in domed stadiums.

As the referee approaches the monitor, his first replay will await him. His 90 seconds for a decision begins when he puts on the headphones that put him in contact with the replay booth.

1999 RULES OF REPLAY

COACHES CHALLENGE

Outside the final two minutes of each half, each team will be permitted two challenges per game that will initiate referee reviews. Each challenge will cost a team a time-out. If a challenge is upheld, the time-out will be restored, but the challenge will not. No challenges will be recognized from a team that has exhausted its time-outs.

FINAL TWO MINUTES OF EACH HALF

After the two-minute warning of each half, and throughout any overtime period, any referee review will be initiated by the replay assistant in the replay booth in the press box. He can initiate as many review requests as he thinks necessary, no matter how many time-outs the teams may have. No time-out will be charged for a review initiated from the replay booth.

REFEREE REVIEW

All replay reviews will be conducted by the referee on a field-level monitor after consultation with the other covering officials on the play. A decision will be reversed only when the referee has indisputable visual evidence that the call should be changed. The referee cannot initiate a replay in any instance.

TIME LIMIT

Reviews will be a maximum of 90 seconds, timed from when the referee puts on the headphones to the replay booth.

REVIEWABLE PLAYS

The instant replay system will cover a variety of plays in three main areas – 1) sideline, goal line, end zone, and end-line plays; 2) passing plays; and 3) other detectable infractions, such as a runner ruled down not by defensive contact, and the number of players on the field.

PRO PLAYER STADIUM PARKING

