


MIAMI DOLPHINS 2000 MEDIA GUIDE



**HEAD COACH
DAVE WANNSTEDT**




**CORNERBACK
SAM MADISON**



**KICKER
DAVID MARE**



**LINEBACKER
ZACH THOMAS**



DAN MARINO
13
MIAMI DOLPHINS
1983-1999

2000 SCHEDULE

PRESEASON

DATE	OPPONENT	TIME	NETWORK
Sat., Aug. 5	at Pittsburgh	6:00 PM	WFOR
THU., AUG. 10	TAMPA BAY	7:00 PM	WFOR
MON., AUG. 21	GREEN BAY	8:00 PM	ABC
Fri., Aug. 25	at New Orleans	8:00 PM	WFOR

REGULAR SEASON

SUN., SEPT. 3	SEATTLE	4:15 PM	CBS
Sun., Sept. 10	at Minnesota	1:00 PM	CBS
SUN., SEPT. 17	BALTIMORE	8:35 PM	ESPN
SUN., SEPT. 24	NEW ENGLAND	1:00 PM	CBS
Sun., Oct. 1	at Cincinnati	4:05 PM	CBS
SUN., OCT. 8	BUFFALO	1:00 PM	CBS
SUN., OCT. 15	BYE		
Mon., Oct. 23	at New York Jets	9:00 PM	ABC
SUN., OCT. 29	GREEN BAY	1:00 PM	FOX
Sun., Nov. 5	at Detroit	1:00 PM	CBS
Sun., Nov. 12	at San Diego	4:05 PM	CBS
SUN., NOV. 19	NEW YORK JETS	4:05 PM	CBS
Sun., Nov. 26	at Indianapolis	1:00 PM	CBS
Sun., Dec. 3	at Buffalo	1:00 PM	CBS
SUN., DEC. 10	TAMPA BAY	1:00 PM	FOX
SUN., DEC. 17	INDIANAPOLIS	4:15 PM	CBS
Sun., Dec. 24	at New England	1:00 PM	CBS

All Starting Times are Eastern Time
Home Games: Shaded

CREDITS

The 2000 Miami Dolphins Media Guide was edited by Harvey Greene, Neal Gulkis, and Seth Levit and published by Scott Stone and Rodney Wood. Special thanks to "Fudge" Browne, Gayle Baden, Nigel Lawes, Don Smith of the Pro Football Hall of Fame, Seymour Siwoff of the Elias Sports Bureau and Rick Campbell of the NCAA for their help and assistance. Editors Emeritus include Jeff Blumb, Charlie Callahan, Beano Cook, Tom Grimes, Mike Hanson, Dick Horning, Bob Kearney, Arthur Mickelson, Chip Namias, Mike Rathet, and Eddie White. Photography by Dave Cross, pre-press production and printing by The Franklin Press, Miami.

2000 MEDIA GUIDE

INDEX

- A -

All-Time Leaders.....	378-388
All-Time Roster/Where They've Come From.....	565-577
All-Time Dolphins Won-Lost Records.....	296-297
Administrative Staff Biographies.....	7-10
Assistant Coaches/Football Staff Biographies.....	15-38
Attendance, Distributed, Actual and Paid.....	423-424
Attendance, Season Tickets and Preseason.....	424-425

- C -

Cheerleaders.....	42
Covering the Dolphins.....	607-608
Credits.....	1

- D -

Dolphins Are Best.....	55-56
Dolphins Directory.....	4-5
Dolphins Name.....	43
Dolphins = Winners.....	57-58
Dolphins in the Community.....	39-41
Dolphins on the Air.....	604-607
Dolphins on the Internet.....	37
Dolphins Training Center.....	52-53
Dolphins vs. the NFL.....	292-296
Draft, All-Time (1966-2000).....	582-588
Draft, All-Time By Position.....	588
Draft, First Round By Positions.....	588

- F -

Free Agents.....	593-594
------------------	---------

- G -

Game-By-Game Starters, 1999.....	270-271
Game-By-Game Statistics, 1999.....	263-268
Game-By-Game Summaries, 1999.....	272-288
Games Played-Started-Did Not Play, 1999.....	270-271
Game Status, 1999.....	269

- H -

Hall of Fame, Dolphins In.....	507-515
Historical Highlights.....	425-446
Honors.....	496-501
How Miami Was Built.....	245
H. Wayne Huizenga Biography.....	6

- L -

Largest Comebacks.....	418-419
Largest Crowds, Home and Road.....	422-423
Largest Margins, Victory and Defeat.....	419
Last Time.....	408-410
League Leaders.....	502-503

- M -

Media Information.....	608-609
Medical Glossary.....	610-614

- N -

NFL Instant Replay.....	614-615
Numbers, Dolphins By The.....	578-581

- O -

Opponents, 2000.....	596-604
Orange Bowl.....	419
Outstanding Performances, Dolphins.....	392-397
Outstanding Performances, Opponents.....	403-408

- P -

Performance Awards	504-506
Plan B	592-593
Player Biographies	
Veterans	59-231
Draft Choices	231-238
Free Agents	238-245
Players of the Week & Month, AFC/NFL	501-502
Playoff History	453-483
Playoff Leaders, All-Time	492-495
Playoff Records, Dolphins Individual	484-487
Playoff Records, Dolphins Team	487-490
Playoff Records, Opponents	490-492
Playoff Statistical Bests, 1999	450-453
Playoff Statistics, 1999 Defensive	449
Playoff Statistics, 1999 Dolphins	447-449
Playoff Statistics, 1999 Special Teams	450
Preseason, All-Time Results	306-309
Preseason, Miami In	297
Preseason Statistics, 1999	298-301
Preseason Game-By-Game Summaries, 1999	302-305
Prime Time Dolphins	421-422
Pro Bowl Selections	497-498
Pro Player Stadium	44-52
Pro Player Stadium Parking Map	616
Pronunciation Guide	261

- R -

Rankings, 1999 Team	262
Record, Home and Away	420
Record, Month-By-Month	420-421
Records, Dolphins Individual	355-370
Records, Opponents Individual	398-402
Records, Team	370-377
Retired Jersey #12 - Bob Griese	516
Retired Jersey #13 - Dan Marino	516-564
Roster Moves, 1999-2000	289-292
Roster, 2000 First-Year	248-249
Roster, 2000 Numerical	250
Roster, 2000 Positional	251
Roster, 2000 Veterans	246-247

- S -

Schedule, 2000 Dolphins	1
Schedule, 2000 NFL	594-596
Season Leaders, Top Twenty	389-391
Service, Length of	578
Don Shula Biography	507-511
Statistical Bests, 1999	257-261
Statistics, 1999 Defensive	255
Statistics, 1999 Dolphins	252-255
Statistics, 1999 Special Teams	256

- T -

T.D. Biography	43
Ticket Information	Inside Back Cover
Top Tens, Opponents	403
Trades (1966-2000)	589-592

- W -

Dave Wannstedt Biography	11-14
Warmest/Coldest Games	321
What To Look For in 2000	54-55

- Y -

Year-By-Year Leaders	410-415
Year-By-Year, Offense and Defense	416-417
Year-By-Year Scores	310-321
Year-By-Year Statistics (1966-98)	322-354

DOLPHINS DIRECTORY

ADMINISTRATIVE OFFICE

7500 S.W. 30th St.
Davie, FL 33314
(954) 452-7000

PRO PLAYER STADIUM/

TICKET OFFICE

2269 N.W. 199th St.
Miami, FL 33056
(888) FINS-TIX

MANAGEMENT

Owner/Chairman of the BoardH. Wayne Huizenga
President/Chief Operating OfficerEddie J. Jones
Head CoachDave Wannstedt
Senior Vice President-Business OperationsBryan Wiedmeier
Senior Vice President-Finance and AdministrationJill R. Strafacci

BOARD OF DIRECTORS

Vice-ChairmanDonald F. Shula
Board MembersWayne Huizenga, Jr., Ray Huizenga, Pam Huizenga-Van Hart,
Harry Huizenga, Harris W. Hudson, Robert Henninger,
Richard C. Rochon

COACHING STAFF

Head CoachDave Wannstedt
Defensive CoordinatorJim Bates
KickingDoug Blevins
Offensive LinePaul Boudreau
Defensive LineClarence Brooks
Running BacksJoel Collier
Wide ReceiversRobert Ford
Offensive CoordinatorChan Gailey
Strength & ConditioningJohn Gamble
Offensive AssistantJudd Garrett
Tight EndsPat Jones
Defensive Nickel PackageBill Lewis
Assistant Defensive Line/Defensive AssistantRobert Nunn
SecondaryMel Phillips
Assistant Strength & ConditioningBrad Roll
LinebackersRandy Shannon
QuarterbacksMike Shula
Special TeamsMike Westhoff
Executive Assistant to Head CoachAnne Rodriguez
Secretary/CoachesKeri Seiple-Rumaner

PLAYER PERSONNEL

Vice President-Player PersonnelRick Spielman
Director of Football OperationsBob Ackles
Director of Pro PersonnelTom Heckert, Jr.
Director of College ScoutingTom Braatz
Director of Player ProgramsRobert Bass
Assistant Director of Pro PersonnelTom Heckert
Regional ScoutsMike Cartwright, Chris Grier, Ron Labadie, Johnathon Stigall
Regional Scout (BLESTO)Anthony Hunt
Pro Personnel AssistantNate Sullivan
Administrative AssistantAdam Engroff
Executive Assistant/Football OperationsGail Baldwin

ATHLETIC TRAINING/MEDICAL STAFF

Head Athletic TrainerKevin O'Neill
Associate Athletic Trainer & Director of RehabilitationRyan Vermillion
Assistant Athletic TrainerTroy Maurer
Team Physician & Orthopedic ConsultantDr. Daniel Kanell
Team Physician & Orthopedic ConsultantDr. John Uribe
Team Physician & Orthopedic ConsultantDr. George Caldwell
Team InternistsDr. Gerald Kuykendall, Dr. Frank Finlon
Team DentistDr. Robert Brody
Team Eye CareDr. Robert Davis, Dr. James Morris
Team Chiropractic CareDr. Spencer Baron

EQUIPMENT

Equipment Manager.....Tony Egues
Assistant Equipment Managers.....Joe Cimino, Charlie Thiele

VIDEO

Video Director.....Dave Hack
Video AssistantBob Hack

SECURITY

Team Security InvestigatorStuart Weinstein

ADMINISTRATION AND OPERATIONS

Director of Information Technology.....Tery Howard
Director of Publications and Internet.....Scott Stone
Director of Records & ArchivesKristin Hingston
Director of Engineering and MaintenanceJohn Davis
Staff CounselMatt Thomas
Senior Accounting ManagerBetsy Reuther
Senior Accountant.....Craig Heil
PayrollDoris Young
Bookkeeper.....Elaine Benjamin
Network Manager/Systems Support Specialist.....Joe Curbelo
Applications AnalystDonald Zullick
System Support AnalystJohnny Hughes
Publications AssistantRodney Wood
Grounds Superintendent.....Casey Gifford
Operations Assistant.....Sean Todd
Travel Coordinator.....Diane L. Morales
Facility Operations.....Al Streetzel, Craig Ferguson, Edwin Lamour
Facility SecurityHazel Marslett, Al Bahoot, Chuck Duell
Executive Assistants.....Joan Buetel, Janice Danaher, Donna Bush
Records Assistant.....Marie Campbell
Office Services.....Arlene Brower
Mail Clerk.....Mark Leone
Team StoreChris Cochran
Receptionists.....Diana Chaplow, Ruby Debnam
Team Photographer.....Dave Cross

MEDIA RELATIONS

Vice President-Media RelationsHarvey Greene
Director of Media Relations.....Neal Gulkis
Media Relations AssistantSeth Levit
Executive AssistantGayle Baden

MARKETING AND TICKET OPERATIONS


Senior Vice President-Sales and Marketing.....Bill Galante
Vice President-Sales and Marketing.....Jim Ross
Director of Marketing Partnerships.....Marc Budine
Ticket Operations DirectorsDaniel Katz, Andy Major
Ticket Operations Managers.....Kristi Mahan, Ivan Marin, Dave Saifman

SPECIAL EVENTS AND GAME OPERATIONS

Director of Game Operations and Special Events.....Rhett Ticconi
Director of Cheerleaders.....Dorie Grogan
Manager of Special Events and Youth Programs.....Jeff Griffith
Coordinator of Youth ProgramsWillis Whalen
Mascot CoordinatorBill Bant
Cheerleader Assistant.....Darlayna Campbell
Executive Assistant.....Trudy Champagne Degen
Administrative Assistant.....Carole Hough

COMMUNITY AND ALUMNI RELATIONS

Senior Director-Community and Alumni Relations.....Maraleen "Fudge" Browne
Community Relations AssistantIlona Wolpin
Executive Assistant.....Jeanne Beach



H. WAYNE HUIZENGA

Owner/Chairman of the Board

NFL: 11th Season

Dolphins: 11th Season

Born: December 29, 1937



H. Wayne Huizenga began his active involvement in South Florida sports on March 7, 1990, when he purchased 15% of the Miami Dolphins and a 50% interest in Joe Robbie Stadium, now called Pro Player Stadium. That involvement was finalized on January 24, 1994, when he acquired the remaining 85% of the Dolphins and the additional 50% of the stadium, leaving him with 100% ownership of both the team and the stadium.

Mr. Huizenga is Chairman of AutoNation, Inc., the nation's largest automotive retailer. He is also Chairman of the Board of Republic Services, a non-hazardous solid waste collection company, Extended Stay America and Boca Resorts, Inc., a leisure-time, recreation, sports and entertainment company that owns the National Hockey League's Florida Panthers and resort properties.

He is also Chairman of Huizenga Holdings, Inc., and is the sole or majority owner of several service businesses. He has numerous real estate interests throughout Florida that include office buildings, warehouses, shopping centers and underdeveloped properties as well as the Marriott Harbor Beach Resort Hotel. He was responsible for bringing major league baseball to South Florida in 1993, and under his direction the Florida Marlins won the World Series in 1997.

Previously, Mr. Huizenga was Vice Chairman of the Board of Viacom, Inc. and Chairman of the Board and Chief Executive Officer of Blockbuster Entertainment Corporation.

In January, 1971, Mr. Huizenga co-founded Waste Management, Inc. (now WMX Technologies, Inc.) which today is the world's largest waste collection and disposal company. He served as President, Chief Operating Officer, Vice Chairman, and Director. Mr. Huizenga resigned from the company in May, 1984 to pursue other business interests.


Mr. Huizenga then directed Blockbuster Entertainment Corporation into a position of world leadership in the video rental industry, serving communities in all 50 states and 26 countries. In 1994, Blockbuster Entertainment Corporation was sold to Viacom for \$8.5 billion.

Business and academic groups have honored Mr. Huizenga seven times as "Entrepreneur of the Year," including the 1995 award given by Success Magazine. He is a five-time recipient of Financial World Magazine's "CEO of the Year" and was named the 1993 "Business Leader of the Year" by Georgetown University's Business School.

Among his other awards are the Horatio Alger Award in 1992, and the Gordon Grand Fellow Award, the highest non-academic award that Yale University bestows. Mr. Huizenga also received the Fort Lauderdale Sun-Sentinel's 1989 Excalibur Award for Business leadership. He was inducted into the Video Hall of Fame in 1991 and named Time-Billboard Magazine's "Man of the Year" in 1990 for his contributions to the growth and development of the video retail industry. In 1996, he was inducted into the Florida Sports Hall of Fame and the Greater Miami Sports Hall of Champions.

Mr. Huizenga's community involvement honors include the 1994 "Humanitarian of the Year" by the National Conference of Christians and Jews. In addition, he and his wife, Marti, were recognized as "Outstanding Philanthropists of the Year" by the Greater Broward/Fort Lauderdale chapter of the National Society of Fund Raising Executives. He was also honored by the Fort Lauderdale NAACP for his contributions to its programs. His effort to help build a homeless center in Ft. Lauderdale was recognized when he was awarded the Private Sector Award in 1999 by the National Alliance to End Homelessness. Last year he also was presented the Semper Fidelis Award by the Marine Corps Scholarship Foundation, recognizing his contributions to programs benefiting America's youth. Mr. Huizenga sits as a board member of many civic organizations, including the Florida Council of 100, the Broward Economic Development Board, the Salvation Army of Broward County, the Boys and Girls Club of Broward County, and is the immediate past Chairman of the Florida Council on Economic Education.

Mr. Huizenga, 62, and wife Marti live in Fort Lauderdale. They have four children: Wayne, Jr., Ray, Scott, and Pam, and four grandchildren, Savannah, Wayne III, Shelby, and Chloe.



EDDIE J. JONES

President/Chief Operating Officer

College: Louisiana State

NFL: 33rd Season

Dolphins: 13th Season

Born: June 18, 1938




Eddie J. Jones, in his 33rd season in the NFL, was named as President and Chief Operating Officer of the Dolphins on January 16, 1996, after previously serving as the team's Executive Vice President and General Manager (1990-95) and as Vice President of Administration and Finance (1988-89). In his current capacity, Jones directs the business operation of the Dolphins and acts as the team's representative at all National Football League meetings.

During his tenure with the Dolphins, Jones has received numerous honors for his contributions to both the Dolphins organization and the South Florida community. Most recently, in 1999, Jones, in a unanimous selection by the Dolphins players, was honored with a special courage award from the Ed Block Courage Award Foundation, which recognizes individuals in the NFL who display courage in the face of adversity.

Jones was president and chief operating officer of the New Orleans Saints from 1982-85. He currently serves on the NFL's Employee Benefits Committee and is a Trustee of the Bert Bell player pension plan.

A 1963 accounting graduate of LSU, Jones began his professional career as a CPA with Arthur Andersen & Co. He began his NFL career as business manager of the Saints in 1968.

An Air Force veteran, the Houston native and his wife, Marilyn, have three children, Wendy, Todd and Jeff, and one grandchild, Connor.



BRYAN J. WIEDMEIER

Senior Vice President - Business Operations

College: Carroll

NFL: 20th Season

Dolphins: 20th Season

Born: October 19, 1959



Now in his 20th season with the Dolphins, Bryan Wiedmeier was named as the club's Senior Vice President - Business Operations in March of 2000, after serving as Vice President - Administration (1995-99) and Assistant General Manager (1990-94). Wiedmeier started his career in the NFL with the Dolphins in 1981 serving in the business operation of the team and the stadium.

Wiedmeier assists Eddie Jones in managing the club's business affairs. Wiedmeier's responsibilities include salary cap administration, player contract negotiations, operations, legal affairs, information technologies and the club's internet activities. He also is active in developing the club's youth football initiatives and other youth programs. Wiedmeier served as project coordinator for the design and construction of the club's new training facility at Nova-Southeastern University.

Wiedmeier currently serves on the NFL Management Council's Working Club Executive Committee, its Technology Working Group, and is a Trustee of the NFL Player Insurance Trust.

Wiedmeier earned his J.D. degree from the University of Miami School of Law in 1989 and is a member of the Florida Bar. He received his B.A. degree in business from Carroll College

in Montana where he was a captain and three year starter at center for the football team.

A resident of Miramar, he and his wife, Mary K., have five children, Lauren, Victoria, John, Danielle, and Matthew.



JILL R. STRAFACI

Senior Vice President - Finance and Administration

College: Florida

NFL: 12th Season

Dolphins: 12th Season

Born: September 4, 1957



Beginning her 12th season with the Dolphins, Jill Strafaci assumed her current role as Senior Vice President - Finance and Administration in March of 2000 after serving as Vice President - Finance (1995-99) and Treasurer (1990-94). She originally joined the Dolphins as Assistant Chief Financial Officer in October, 1989. In her current position, she oversees the financial management of the club, working closely with Eddie Jones. Her duties include all financial operations of the team, human resources, and administration of the club's employee benefit plans and she oversees the club's community relations and records and archives departments. Strafaci also was involved in the implementation of the Miami Dolphins Foundation, established in 1995.

Before joining the Dolphins, Strafaci, a CPA, was a tax specialist with Price Waterhouse in Miami for six years, specializing in the areas of professional sports and real estate. She also worked for an accounting firm in her native Sarasota.

Strafaci graduated from the University of Florida in 1980 (accounting/finance), where she was a four-year letter-winner on the Lady Gator golf team. She resides in Miami Beach with her husband, Frank, and their sons, Trent and Tyler.



BILL GALANTE

Senior Vice President - Sales and Marketing

College: St. Mary's

NFL: Seventh Season

Dolphins: Seventh Season

Born: April 5, 1960



Beginning his seventh season with the Dolphins and Pro Player Stadium, Bill Galante was named as Senior Vice President for the team and the stadium on February 25, 2000. He is responsible for the supervision of the overall sales, marketing, and ticketing activities of both entities.

Galante spent the previous six seasons overseeing Pro Player Stadium ticket sales, including the last three seasons as Vice President - Ticket Sales and Operations. During that time, he also oversaw the ticket operations of the Florida Marlins, including their inaugural season in 1993 and their World Championship season in 1997. He also held marketing and ticket sales positions with the Chicago Cubs from 1983-92.

He and his wife, Barbara, live in Davie with their son, Christian.



HARVEY GREENE

Vice President - Media Relations

College: Pennsylvania
NFL: 12th Season
Dolphins: 12th Season
Born: March 5, 1953




Harvey Greene is in his 12th season with the Miami Dolphins, being named as Vice President - Media Relations in March of 1998 after spending his first nine seasons with the club (1989-97) as Director of Media Relations. He and his staff are responsible for implementing the team's media policy on both a local and a national level.

During his tenure with the Dolphins, Greene and his staff twice were recipients of the Pete Rozelle Award (1993, 1999), an annual honor awarded by the Professional Football Writers of America to the NFL's top PR department. In addition, Greene also has worked on the NFL public relations staff at ten of the past 11 Super Bowls and at the 1992 Pro Bowl.

Prior to joining the Dolphins, Greene spent almost four seasons as the Director of Media Relations for the New York Yankees (1986-89), and three years as Director of Public Relations and Broadcasting for the Cleveland Cavaliers (1983-86), where he twice won the McHugh/Splaver Award (1984, 1985) as the outstanding PR Director in the NBA. He also served as a Venue Press Chief for the men's and women's basketball competition at the 1984 Olympic Games in Los Angeles and for the 1994 Soccer World Cup.

Greene, an avid runner who has completed seven marathons (including the Boston and London Marathons twice each), resides in Pembroke Pines.



JIM ROSS

Vice President - Sales and Marketing


College: Colorado
NFL: First Season
Dolphins: First Season
Born: April 27, 1961




In his first season with the Dolphins, Ross was named as Vice President - Sales and Marketing for the team and Pro Player Stadium in February. In his new position, Ross will be responsible for the sales, marketing and promotional efforts for both the stadium and the Dolphins.

Ross re-joins Wayne Huizenga's sports properties after a season as President of AFL Properties of the Arena Football League. Prior to joining the AFL, Ross spent the previous four seasons (1996-99) as Vice President of Sales and Marketing for the Florida Marlins, including their World Championship season of 1997. With the Marlins, he oversaw the club's day-to-day sales and marketing operation, including season and group ticket sales, sponsorships, promotions, and in-game entertainment. He also has held marketing and promotional positions with the New York Mets (including Vice President of Marketing) as well as with Sports Illustrated and World Wide Ski Corporation.

Ross resides in Aventura with his wife, Elisa, and their son, Alexander.



Matt Thomas
Staff Counsel




Robert Bass
Director of Player Programs




Maraleen "Fudge" Browne
Senior Director - Community
and Alumni Relations



Scott Stone
Director of Publications
and Internet




Neal Gulkis
Director of Media Relations




John Davis
Director of Engineering
and Maintenance



Tery Howard
Director of Information
Technology



Rhett Ticconi
Director of Game Operations
and Special Events



Marc Budine
Director of Marketing
Partnerships




Stu Weinstein
Team Security Investigator



Dorie Grogan
Director of Cheerleaders



Kristin Hingston
Director of Records
and Archives



DAVE WANNSTEDT

Head Coach

College: Pittsburgh

NFL: 12th Season

Dolphins: Second Season

Born: May 21, 1952



Dave Wannstedt was named Head Coach of the Miami Dolphins on January 16, 2000. He became the fourth head coach in club history, joining Jimmy Johnson (1996-99), Don Shula (1970-95), and George Wilson (1966-69).

Wannstedt is in his 25th season of coaching at major colleges and in the NFL. He has been on 16 winning teams, ten bowl teams, four NFL playoff teams and one Super Bowl champion. As a college assistant, Wannstedt's teams had a 106-45-4 record, including a 6-4 mark in bowl games. Combined with a 6-3 mark in NFL playoff games, his overall postseason record is 12-7.

Prior to being named Miami's head coach in 2000, Wannstedt served as the Dolphins' Assistant Head Coach under Johnson in 1999. In that capacity, he had a broad range of coaching responsibilities working with the team's offensive, defensive, and special teams staffs, as the Dolphins qualified for the postseason and won their first road playoff game since 1972 while advancing to the AFC Divisional Round game. In addition to his coaching duties, Wannstedt also was involved in the team's college and pro personnel evaluation process as well.

His current tenure with the Dolphins actually is Wannstedt's second tour of duty with the team. Prior to the start of the 1989 season, he served as Miami's linebackers coach for seven weeks under Shula before being named by Johnson as defensive coordinator with the Dallas Cowboys that February.

Before joining the Dolphins in 1999, Wannstedt served the previous six years (1993-98) as Head Coach of the Chicago Bears. In those six seasons in Chicago, Wannstedt posted 41 wins, the third most victories by a coach in the club's storied 79-year history. His teams posted back-to-back winning seasons in 1994 and 1995, but working with three personnel directors in six years resulted in major roster changes that ultimately affected the club's foundation that Wannstedt established.

In 1996, the Bears finished strongly, winning five of nine games after the bye week despite a rash of injuries that resulted in 19 different starters on offense and 18 on defense during the course of the season. In addition, they posted a 6-2 record at Soldier Field, recording their best home mark since 1991.

In 1995, the Bears again posted a strong finish en route to a 9-7 record, winning their final two games for the first time since 1986. Chicago's 4-4 mark in the NFC Central Division was their best mark since 1991. The club also led the NFL in fewest penalties for the second straight season. Just minutes after the Bears finished the year with a 20-14 win over Philadelphia, they were denied a playoff berth when the Atlanta Falcons upset the San Francisco 49ers to claim the final wild card spot when playoff tiebreakers separated the teams that finished 9-7.

In 1994, Wannstedt led the Bears back to the playoffs after a three-year hiatus. The team's 9-7 regular season mark earned a wild card berth which led to a first round upset of NFC Central champion Minnesota at the Metrodome, the first road playoff win by Chicago since 1984. Wannstedt was named NFC Coach of the Year by Football News, UPI and Kansas City's 101 Club and was among the top three finishers for the NFL Coach of the Year by AP, Pro Football Writers, The Sporting News, Pro Football Weekly, and Football Digest.

The Bears were one of four NFC Central teams in the playoffs, a berth earned after a four-game winning streak at midseason moved the team from 4-4 to 8-4. The Bears posted a season-high 35 points in beating the Vikings in the Wild Card game before losing to eventual Super Bowl champion San Francisco the next week on the road in a Divisional Round contest. Six of Chicago's seven losses in 1994 were against playoff teams, and among the Bears' wins were triumphs over four-time defending AFC Champion Buffalo and at Miami.

In 1993, Wannstedt's first season in Chicago, the Bears finished with a 7-9 record highlighted by two impressive winning streaks. After an 0-2 start, the Bears won three straight games, including a 17-6 win against the then undefeated Philadelphia Eagles (4-0) at Veterans Stadium. A four-game winning streak, which included a NFL-first three road wins in 12 days, had Chicago in a first place tie in the NFC Central with four games remaining. The Bears were in the midst of

the playoff chase until the 17th week of the season as the team improved two games from their 5-11 record in 1992, the season before Wannstedt arrived in Chicago. In just his first year as a head coach, Wannstedt was among the top vote getters for the NFL Coach of the Year Award.

Wannstedt's stint as defensive coordinator of the Dallas Cowboys (1989-92) under Jimmy Johnson marked his first coaching position in the NFL. In Dallas, he took over a defense that had ranked 20th in the league the year prior to his arrival. By 1990, his defense led the league against the pass and was 18th against the run, and he was named The National's NFL Assistant Coach of the Year. In 1991, the Cowboys improved to ninth against the run as they made the playoffs for the first time since 1985. Wannstedt's success made him a finalist for the Pittsburgh Steelers head coaching position following the 1991 season, prompting Johnson to give him the additional position of Assistant Head Coach in January, 1992.

In 1992, Wannstedt's defense was the youngest in the NFL yet ranked first in the league, allowing an average of just 245.8 yards per game, including just 77.8 yards rushing. The exclamation point to his tenure in Dallas came in Super Bowl XXVII when his defense forced nine turnovers as the Cowboys routed the Buffalo Bills 52-17. Overall, the Cowboys improved from a 1-15 team when Wannstedt became defensive coordinator in 1989 to a 16-3 World Championship club in his final season in Dallas.

Wannstedt began his coaching career in 1975 as defensive line coach at the University of Pittsburgh under his college coach, Johnny Majors. Jimmy Johnson joined the Panthers' staff in 1977, and in 1979 Wannstedt followed Johnson to Oklahoma State, where Johnson had taken the head coaching position. Wannstedt served as defensive line coach with the Cowboys from the 1979-80 seasons before being promoted to defensive coordinator in 1981, a spot he held for two years. He then served on Ted Tollner's staff at USC as defensive line coach for three seasons (1983-85) before re-joining Johnson as the defensive coordinator at the University of Miami. In his three seasons in that position (1986-88), Miami's defense held opponents to a 2.2-yard average per carry, yielded an average of 10.9 points per game and averaged 48 sacks a season. In 1987 the Hurricanes won the national championship, posting a perfect 12-0 record including an Orange Bowl win over Oklahoma. Overall, his defenses in Miami produced 11 players who were drafted by the NFL, including five in the first two rounds.

Wannstedt is a native of Pittsburgh, where he attended Baldwin High School. He then earned a bachelors degree in physical education and a masters in curricular supervision at the University of Pittsburgh, where he played offensive tackle (1970-73). He captained the team his senior year at Pitt, which featured freshmen Tony Dorsett and Matt Cavanaugh. He was selected by the Green Bay Packers in the 15th round of the 1974 draft but spent the season on Injured Reserve with a neck injury. The next year he began his coaching career when he joined Majors' staff at Pitt.

Born on May 21, 1952, he and his wife, Jan, reside in Davie, where they are both active in many local charitable, church, and community projects. They have two daughters, Keri (23) and Jami (19).

CAREER COACHING NOTES AND HONORS

2000-1999	Head Coach, Miami Dolphins Assistant Head Coach Dolphins win AFC First-Round Playoff game at Seattle, 20-17, for Miami's first road playoff victory since 1972
1993-98	Head Coach, Chicago Bears Becomes third winningest coach in Bears history 1997 1994 NFC Wild Card Playoff win (35-18, at Minnesota, Jan. 1, 1994) NFC Coach of the Year
1989-92	Assistant Head Coach/Defensive Coordinator, Dallas Cowboys 1992 Assistant Head Coach/Defensive Coordinator; Cowboys win world championship, defeating Buffalo 52-17 in Super Bowl XXVII
1989-91	Defensive Coordinator
1986-88	Defensive Coordinator, University of Miami 1987 Hurricanes go undefeated (12-0) in winning national championship
1983-85	Defensive Line Coach, Southern California
1979-82	Defensive Line Coach/Defensive Coordinator, Oklahoma State
1981-82	Defensive Coordinator
1979-80	Defensive Line Coach
1975-78	Assistant Coach, University of Pittsburgh 1976 Panthers go undefeated (12-0) in winning national championship

WANNSTEDT'S CAREER RECORD

YEAR	TEAM	POSITION	REGULAR SEASON	POST-SEASON	POSTSEASON RECAP
1975	Univ. of Pittsburgh	Assistant	7-4	1-0	Won Sun Bowl, 35-19 (Kansas)
1976	Univ. of Pittsburgh	Assistant	11-0	1-0	Won Sugar Bowl, 27-3 (Georgia)*
1977	Univ. of Pittsburgh	Assistant	8-2-1	1-0	Won Gator Bowl, 34-3 (Clemson)
1978	Univ. of Pittsburgh	Assistant	8-3	0-1	Lost Tangerine Bowl, 30-17 (N.C. St.)
1979	Oklahoma St. Univ.	Def. Line	7-4		
1980	Oklahoma St. Univ.	Def. Line	4-7		
1981	Oklahoma St. Univ.	Def. Line	7-4	0-1	Lost Independence Bowl, 24-14 (Texas A&M)
1982	Oklahoma St. Univ.	Def. Coord.	4-5-2		
1983	Univ. of Southern Cal	Def. Line	4-6-1		
1984	Univ. of Southern Cal	Def. Line	8-3	1-0	Won Rose Bowl, 20-17 (Ohio St.)
1985	Univ. of Southern Cal	Def. Line	6-5	0-1	Lost Aloha Bowl, 24-3 (Alabama)
1986	Univ. of Miami	Def. Coord.	11-0	0-1	Lost Fiesta Bowl, 14-10 (Penn St.)
1987	Univ. of Miami	Def. Coord.	11-0	1-0	Won Orange Bowl, 20-14 (Okla.)*
1988	Univ. of Miami	Def. Coord.	10-1	1-0	Won Orange Bowl, 23-3 (Nebraska)
1989	Dallas Cowboys	Def. Coord.	1-15		
1990	Dallas Cowboys	Def. Coord.	7-9		
1991	Dallas Cowboys	Def. Coord.	11-5	1-1	Won NFC Wild Card, 17-13 (Chicago)
1992	Dallas Cowboys	Asst. Head Coach/ Def. Coord.	13-3	3-0	Won Super Bowl XXVII, 52-17 (Buffalo)†
1993	Chicago Bears	Head Coach	7-9		
1994	Chicago Bears	Head Coach	9-7	1-1	Won NFC Wild Card, 35-18 (Minn.)
1995	Chicago Bears	Head Coach	9-7		
1996	Chicago Bears	Head Coach	7-9		
1997	Chicago Bears	Head Coach	4-12		
1998	Chicago Bears	Head Coach	4-12		
1999	Miami Dolphins	Asst. Head Coach	9-7	1-1	Won AFC Wild Card, 20-17 (Seattle)

* National Champions

† Super Bowl Champions

	REGULAR SEASON				ALL GAMES			
	W	L	T	PCT.	W	L	T	PCT.
Collegiate Assistant	106	44	4	.701	112	48	4	.695
NFL Assistant	41	39	0	.513	46	41	0	.529
NFL Head Coach	40	56	0	.417	41	57	0	.418
25-YEAR COACHING HISTORY....	187	139	4	.573	199	146	4	.576

WANNSTEDT VS. THE NFL

TEAM	Regular Season			Playoffs		Total		
	W	L	T	W	L	W	L	T
Arizona	1	1	0	0	0	1	1	0
Atlanta	1	1	0	0	0	1	1	0
Baltimore	1	0	0	0	0	1	0	0
Buffalo	2	0	0	0	0	2	0	0
Carolina	1	0	0	0	0	1	0	0
Chicago	0	0	0	0	0	0	0	0
Cincinnati	0	1	0	0	0	0	1	0
Cleveland	0	0	0	0	0	0	0	0
Dallas	2	1	0	0	0	2	1	0
Denver	0	2	0	0	0	0	2	0
Detroit	4	8	0	0	0	4	8	0
Green Bay	1	11	0	0	0	1	11	0
Indianapolis	0	0	0	0	0	0	0	0
Jacksonville	1	1	0	0	0	1	1	0

TEAM	Regular Season			Playoffs		Total		
	W	L	T	W	L	W	L	T
Kansas City	1	1	0	0	0	1	1	0
Miami	2	0	0	0	0	2	0	0
Minnesota	3	9	0	1	0	4	9	0
New England	0	2	0	0	0	0	2	0
New Orleans	1	2	0	0	0	1	2	0
N.Y. Giants	1	1	0	0	0	1	1	0
N.Y. Jets	1	1	0	0	0	1	1	0
Oak./LA Raiders	1	1	0	0	0	1	1	0
Philadelphia	2	1	0	0	0	2	1	0
Pittsburgh	0	2	0	0	0	0	2	0
St.L./LA Rams	3	3	0	0	0	3	3	0
San Diego	2	0	0	0	0	2	0	0
San Francisco	0	0	0	0	1	0	1	0
Seattle	0	0	0	0	0	0	0	0
Tampa Bay	7	5	0	0	0	7	5	0
Tenn./Hou	2	0	0	0	0	2	0	0
Washington	0	2	0	0	0	0	2	0
TOTALS	40	56	0	1	1	41	57	0

WANNSTEDT VS. NFL COACHES

During Dave Wannstedt's six-year career as a head coach in the National Football League, he has coached against 36 different NFL head coaches in regular season action. Wannstedt has recorded at least one win in his battles with 27 of the 36 coaches he has faced. In addition, Wannstedt either leads or is tied in the lifetime regular season series with 22 of the 36 coaches he has faced.

REGULAR SEASON

(Active NFL coaches are in **Bold**)

Bill Belichick	0-0	Al Groh	0-0	Ray Rhodes	1-0
Brian Billick	0-0	Jon Gruden	0-0	Mike Riley	0-0
Rich Brooks	1-1	Jim Haslett	0-0	Bobby Ross	3-3
Dave Campo	0-0	Mike Holmgren	1-11	Buddy Ryan	1-0
Dom Capers.....	1-0	Jimmy Johnson	1-0	M. Schottenheimer.....	1-1
Pete Carroll	1-1	Dick Jauron	0-0	George Seifert	0-0
Bruce Coslet	0-0	Chuck Knox.....	1-1	Mike Shanahan	0-1
Tom Coughlin	1-1	Rich Kotite.....	1-1	Art Shell	0-1
Bill Cowher	0-2	Marv Levy	2-0	Mike Sherman	0-0
Gunter Cunningham	0-0	Ted Marchibroda	1-0	Dave Shula	0-1
Mike Ditka	0-1	Steve Mariucci	0-0	Don Shula	1-0
Tony Dungy	2-4	Mike Martz	0-0	Barry Switzer	1-1
Jim Fassel	0-0	Jim Mora	1-1	Vince Tobin	0-1
Jeff Fisher	2-0	Chris Palmer	0-0	Norv Turner	0-2
Wayne Fontes.....	3-5	Bill Parcells	0-2	Dick Vermeil	1-1
Chan Gailey	1-0	Wade Phillips	0-1	Mike White	1-0
Jerry Glanville	1-0	Dan Reeves	1-2	Sam Wyche.....	5-1
Dennis Green	3-9	Andy Reid	0-0		


PLAYOFFS

Dennis Green	1-0	George Seifert	0-1
---------------------------	-----	-----------------------------	-----



DOLPHIN FACT

Of the 36 playoff games in the history of the Dolphins, Miami has led at the half on 15 occasions and in those 15 games, the Dolphins are 11-4. In all playoff games, Miami is 19-17.



JIM BATES

Defensive Coordinator

College: Tennessee
NFL: Tenth Season
Dolphins: First Season
Born: May 31, 1946



Jim Bates was named the Dolphins' defensive coordinator by Head Coach Dave Wannstedt on January 24, 2000. Bates joins the Dolphins organization after spending the last four years with the Dallas Cowboys, including each of the last two as that team's Assistant Head Coach/Defensive Line. He was the Cowboys' linebackers coach from 1996-97.

Prior to joining Dallas in 1996, Bates spent one year as defensive coordinator with the Atlanta Falcons (1994) and one season (1995) as the secondary coach with the Cleveland Browns, his second stint with that team. He was Cleveland's linebackers coach in 1991 and their defensive ends coach from 1992-93.


Bates got his start in the pro coaching ranks as defensive coordinator with the San Antonio Gunslingers of the USFL in 1984. He was promoted to Head Coach for the 1985 season and served one year in that post. He was the defensive coordinator with the Arizona Outlaws of the USFL in 1986 before the league folded. He also was an assistant with the Detroit Drive of the Arena League in 1988. Following that, he was the linebackers coach at the University of Tennessee in 1989 and the defensive coordinator/secondary coach at the University of Florida in 1990.

Bates began his coaching career as a graduate assistant at the University of Tennessee in 1968. After a stint as Head Coach at Sevier County (Tenn.) High School, he coached the freshman at the University of Southern Mississippi in 1972. He moved on to Villanova University for the next two years where he was the Wildcats' offensive line coach in 1973 and the linebackers coach the following season. A two-year stop (1975-76) as linebackers coach at Kansas State and a one-year tenure (1977) as secondary coach at West Virginia preceded Bates' appointment as secondary coach at Texas Tech in 1978. He added the title of defensive coordinator in 1980 and spent the next four years in the post for the Red Raiders.

Born May 31, 1946 in Oxford, Mich., Bates was a linebacker at the University of Tennessee from 1964-67. He and his wife, Beverly, reside in Dania Beach. Bates has two sons, James and Jeremy, and one grandson.

JIM BATES COACHING HISTORY

1968	University of Tennessee - Graduate Assistant
1972	University of Southern Mississippi - Freshman Coach
1973-74	Villanova University - Offensive Line Coach (1973) Linebackers Coach (1974)
1975-76	Kansas State - Linebackers Coach
1977	West Virginia University - Secondary Coach
1978-83	Texas Tech University - Secondary Coach (1978-79) Defensive Coordinator/Secondary Coach (1980-83)
1984-85	San Antonio Gunslingers (USFL) - Defensive Coordinator (1984) Head Coach (1985)
1986	Arizona Outlaws (USFL) - Defensive Coordinator
1988	Detroit Drive (Arena League) - Assistant Coach
1989	University of Tennessee - Linebackers Coach
1990	University of Florida - Defensive Coordinator/Secondary Coach
1991-93	Cleveland Browns - Linebackers Coach (1991) Defensive Ends Coach (1992-93)
1994	Atlanta Falcons - Defensive Coordinator
1995	Cleveland Browns - Secondary Coach
1996-99	Dallas Cowboys - Linebackers Coach (1996-97) Assistant Head Coach/Defensive Line (1998-99)
2000-	Miami Dolphins - Defensive Coordinator



DOUG BLEVINS

Kicking

College: East Tennessee State

NFL: Fourth Season

Dolphins: Fourth Season

Born: August 3, 1963



Doug Blevins enters his fourth season with the Dolphins after being named to his position in 1997. In his role, Blevins works with the Dolphins' placekickers.

During Blevins' three-year tenure with the team, kicker Olindo Mare has become one of the most consistent kickers in the NFL. Last year, Mare set an NFL record by kicking 39 field goals and became just the second kicker in team history to be voted to the Pro Bowl and the first since Garo Yepremian in 1978.


Prior to joining the Dolphins, Blevins served as kicking coordinator for the NFL Europe League from 1995-97 and in 1999. Blevins also did consulting work with the New York Jets in 1994 and the New England Patriots in 1996.

A 1988 graduate of East Tennessee State University, Blevins started his coaching career as a student assistant in 1982 while at the University of Tennessee. He worked with the kickers for the Volunteers for two seasons before being named kicking coach at Emory & Henry College in Emory, Virginia, in 1984. He joined the staff at East Tennessee State in 1986, and served as a consultant with the kickers there through 1987, while also continuing his undergraduate work. From 1988-92, Blevins coached high school football in Virginia before starting his own kicking consulting company in 1993. He still owns the Davie, Fla., based company.

A native of Abingdon, Virginia, Blevins and his wife, Nenita, have a son, Roman Douglas (3/4/98). The family resides in Davie. Blevins was born August 3, 1963, in Abingdon, Va.

DOUG BLEVINS COACHING HISTORY

1982-83	University of Tennessee – Student Assistant/Kickers
1984-85	Emory & Henry College – Kicking Coach
1986-87	East Tennessee State University – Kicking Consultant
1995-97,99	World League – Kicking Coordinator
1997-	Miami Dolphins – Kicking Coach



PAUL BOUDREAU

Offensive Line

College: Boston College

NFL: 14th Season

Dolphins: Second Season

Born: December 30, 1949



Paul Boudreau, a veteran of 13 seasons as an NFL assistant, is entering his second year with the Dolphins after being named the club's offensive line coach on January 21, 1999. Prior to joining the Miami organization, Boudreau spent the previous two seasons in the same post with the New England Patriots.

Boudreau opened his NFL coaching career as offensive line coach with the New Orleans Saints in 1987, and served in that capacity through the 1993 season. During his stay in New

Orleans, the Saints were perennially ranked among the league-leaders in fewest sacks allowed. In fact, during Boudreau's seven-year tenure, the Saints placed in the top three in the NFL in that department four times. Combined in those seven seasons, New Orleans surrendered a total of only 167 sacks (23.9 per season), third-fewest in the NFL over this stretch. In 1992, Boudreau's unit yielded just 15 sacks, the fewest in the NFL.

Following his stint with the Saints, Boudreau assumed the same spot with the Detroit Lions, where he served from 1994-96. During Boudreau's stay in Detroit, tackle Lomas Brown and center Kevin Glover were selected to the Pro Bowl. In addition, the Lions led the NFL in total offense in 1995, and running back Barry Sanders attained the 1,500-yard rushing plateau all three years.


In Boudreau's 13 previous NFL seasons, only once did the team with which he was associated have a losing record. The teams with which he has coached have qualified for the playoffs on nine occasions.

Prior to entering the NFL ranks, Boudreau spent four seasons (1983-86) as offensive line coach with the Edmonton Eskimos of the Canadian Football League. Before embarking on his professional coaching career, Boudreau made stops as a collegiate assistant at Boston College (1974-75), Maine (1976-78), Dartmouth (1979-81) and Navy (1982). He also spent one year (1973) coaching at Oxford (Mass.) High School.

A native of Arlington, Mass., Boudreau was a three-year letterman in both football and baseball at Boston College. He and his wife, Joan, have a son, Paul, who is an assistant football coach at Brown University, and a daughter, Jill. He was born on December 30, 1949 in Arlington, Mass.

PAUL BOUDREAU COACHING HISTORY

1974-75	Boston College – Offensive Line Coach
1976-78	University of Maine – Offensive Line Coach
1979-81	Dartmouth College – Offensive Line Coach
1982	U.S. Naval Academy – Offensive Line Coach
1983-86	Edmonton Eskimos (CFL) – Offensive Line Coach
1987-93	New Orleans Saints – Offensive Line Coach
1994-96	Detroit Lions – Offensive Line Coach
1997-98	New England Patriots – Offensive Line Coach
1999-	Miami Dolphins – Offensive Line Coach



CLARENCE BROOKS

Defensive Line

College: Massachusetts

NFL: Eighth Season

Dolphins: First Season

Born: May 20, 1951




Clarence Brooks was named the Dolphins' defensive line coach on January 24, 2000. With Miami, Brooks re-joins Head Coach Dave Wannstedt, with whom he worked from 1993-98 while Wannstedt served in the same capacity with the Chicago Bears. Brooks comes to the Dolphins after spending the 1999 season in the same post with the Cleveland Browns.

Prior to joining the Bears in 1993, Brooks spent the previous three seasons (1990-92) as the defensive line coach at the University of Arizona. That followed a nine-year stay (1981-89) at Syracuse University. He spent his first six years there tutoring the outside linebackers for the Orangemen, and his final three seasons as defensive line coach. His initial full-time coaching post came in 1976, overseeing the defensive ends at the University of Massachusetts, a position in which he served for four seasons. In addition, during the summer of 1989, Brooks worked in the Dallas Cowboys' training camp in the team's minority coaching fellowship program.

Born May 20, 1951, Brooks was an offensive guard at the University of Massachusetts from 1970-72, and was the team captain his final season. He and his wife, Justa, have a son, Jason, and a daughter, Adrienne.

CLARENCE BROOKS COACHING HISTORY

1976-80	University of Massachusetts – Defensive Ends Coach
1981-89	Syracuse University – Outside Linebackers Coach (1981-86) Defensive Line Coach (1987-89)
1990-92	University of Arizona – Defensive Line Coach
1993-98	Chicago Bears – Defensive Line Coach
1999	Cleveland Browns – Defensive Line Coach
2000-	Miami Dolphins – Defensive Line Coach



JOEL COLLIER

Running Backs

College: Northern Colorado
NFL: 11th Season
Dolphins: Seventh Season
Born: December 25, 1963



Joel Collier enters his seventh season with the Dolphins and his third as running backs coach, having been named to the position on February 11, 1998.

In Collier's two years as running backs coach, he has coached three different players who have finished among the top five rookie rushers in the NFL in their respective rookie seasons.

As a defensive assistant with the Dolphins from 1994-97, Collier assisted in coaching the team's linebackers and in the overall football operation. In 1997, Collier worked extensively with rookie linebacker Derrick Rodgers, a third-round draft choice who garnered several all-rookie accolades, including Sports Illustrated's Defensive Rookie of the Year.

Collier joined the Dolphins after having worked three seasons (1991-93) in various capacities with the New England Patriots. He served in the pro scouting department in 1993 and worked as assistant running backs and wide receivers coach from 1991-92.


Collier joined the Patriots after serving as an offensive assistant with the Tampa Bay Buccaneers in 1990. Prior to his experience with the Bucs, Collier worked two years with the quarterbacks and running backs as a graduate assistant at Syracuse University.

A three-year starter at inside linebacker at Northern Colorado, Collier was a three-time academic All-North Central Conference performer. He received his bachelor's degree in social science education.

Collier, the son of former Bills head coach and longtime Broncos defensive coordinator Joe Collier, is married to Shirley Ann. The couple has one son, Jeremy Grayson (4/16/96) and they live in Plantation. He was born on December 25, 1963, in Buffalo, N.Y.

JOEL COLLIER COACHING HISTORY

1988-89	Syracuse University – Graduate Assistant (QB's and RB's)
1990	Tampa Bay Buccaneers – Offensive Assistant
1991-93	New England Patriots – Ass't Running Backs and Receivers Coach (1991-92) Pro Scouting (1993)
1994-	Miami Dolphins – Defensive Staff Assistant (1994-97) Running Backs Coach (1998-)



ROBERT FORD

Wide Receivers

College: Houston
NFL: Tenth Season
Dolphins: Third Season
Born: June 21, 1951



Robert Ford enters his tenth season as an NFL assistant and his third with the Dolphins. He was named the team's wide receivers coach in 1998.

In each of Ford's two seasons tutoring the team's receiving corps, the Dolphins have had three receivers record more than 40 receptions both times. In Ford's first season in Miami, wide receiver O.J. McDuffie led the NFL with a team-record 90 receptions. McDuffie became the first Dolphin ever to lead the league in receiving. In addition, Ford has been instrumental in the development of Oronde Gadsden, who joined the Dolphins in 1998 from the Arena League and has totaled 96 receptions in his first two NFL seasons.

Ford joined Dallas in 1991 and during his seven seasons tutoring the club's tight ends, Jay Novacek was voted to the Pro Bowl five times (1991-95). From 1991-95, Novacek recorded 280 receptions, more than any other NFL tight end during this five-year span. Before joining Dallas on a full-time basis, Ford spent the summer of 1990 with the Cowboys as part of the club's Minority Coaching Fellowship Program.

Prior to joining the Cowboys, Ford spent sixteen seasons as an assistant at both the high school and collegiate levels. He began his coaching career in 1973 at Saginaw (Michigan) High School. He embarked on his collegiate tenure the following year, tutoring the wide receivers at Western Illinois where he spent 1974-76. That was followed by stops at New Mexico (1977-79), Oregon State (1980-81) and Mississippi State (1982-83). His first pro job came as receivers coach with the Houston Gamblers of the USFL in 1985. Ford returned to the collegiate ranks where he held posts at Kansas (1986), Texas Tech (1987-88) and Texas A&M (1989-90) preceding his NFL stint.

A native of Belton, Texas, Ford earned his degree in education from the University of Houston and his master's in athletic administration from Western Illinois. At Houston, where he played wide receiver from 1970-72, Ford led the Cougars in receiving, punt returns and kickoff returns in his final season, when he earned third-team All-America accolades. He is the only player in NCAA history to account for two 99-yard receptions. Born June 21, 1951 in Belton, Ford and his wife, Janice, have two sons, Bobby and Jason. The family resides in Pembroke Pines.

ROBERT FORD COACHING HISTORY

1974-76	Western Illinois University – Wide Receivers Coach
1977-79	University of New Mexico – Wide Receivers Coach
1980-81	Oregon State University – Wide Receivers Coach
1982-83	Mississippi State University – Wide Receivers Coach
1985	Houston Gamblers (USFL) – Wide Receivers Coach
1986	Kansas University – Wide Receivers Coach
1987-88	Texas Tech University – Wide Receivers Coach
1989-90	Texas A&M – Wide Receivers Coach
1991-97	Dallas Cowboys – Tight Ends Coach
1998-	Miami Dolphins – Wide Receivers Coach



DOLPHIN FACT

In season openers, Miami is 19-14-1. The Dolphins are 13-10-1 in season openers on the road and 6-4 in season openers which have been at home. The Dolphins have won eight straight league-openers, the longest current streak in the NFL.



CHAN GAILEY

Offensive Coordinator

College: Florida
NFL: 13th Season
Dolphins: First Season
Born: January 5, 1952



Chan Gailey was named the Dolphins' offensive coordinator on February 1, 2000 by Head Coach Dave Wannstedt. Gailey, 48, comes to the Dolphins after spending the last two years as the Head Coach of the Dallas Cowboys. Under Gailey, the Cowboys compiled a composite regular season record of 18-14 in his two seasons, qualified for the playoffs both years, and captured the NFC Eastern Division title in 1998. In addition, the Cowboys finished in the top five in the NFL in both fewest turnovers and fewest interceptions in each of Gailey's two seasons as Head Coach, including a number one ranking in both categories in 1998.

Before joining the Cowboys in 1998, Gailey spent the previous four seasons (1994-97) with the Pittsburgh Steelers, including each of the last two as offensive coordinator. His first two years there were spent tutoring the club's wide receivers. In Gailey's four seasons with the Steelers, the team won the AFC Central Division crown each time, appeared in the AFC Championship Game on three occasions and made one trip to the Super Bowl. Pittsburgh finished second in the NFL in rushing offense in 1996, averaging 143.7 yards per game. In Gailey's final season with the Steelers, he presided over the league's top-ranked rushing team, one that amassed an average of 154.9 yards per contest.


Gailey got his start in the NFL coaching ranks as an assistant with the Denver Broncos in 1985. He served as a defensive assistant and special teams coach in his first season there before moving to the offensive side in 1986. He served two years (1986-87) as the Broncos' special teams and tight ends coach prior to taking over the task as quarterbacks coach in 1988. He was promoted to offensive coordinator/receivers coach in 1989, and served two years in that position. During Gailey's six-year stay in Denver, the team finished first or second in the AFC West on five occasions and made three Super Bowl appearances. Following his tenure in Denver, Gailey was named Head Coach with the Birmingham Fire of the World League in 1991, and in his two seasons there, the Fire qualified for the playoffs both times. A stop as Head Coach at Samford University in 1993 preceded his stint with the Steelers.

Gailey began his coaching career as a graduate assistant at the University of Florida in 1974, where he spent the next two years. From there, he moved on to his first full-time position, as secondary coach at Troy (Ala.) State, where he served from 1976-78. That was followed by a four-year stint (1979-82) at the Air Force Academy, the final two as defensive coordinator. He returned to Troy State in 1983 and spent the next two seasons there as the school's Head Coach. He led the team to a Division II national championship in 1984.

Born January 5, 1952 in Gainesville, Ga., Gailey was a three-year letterman (1971-73) as a quarterback at the University of Florida. He graduated from Florida in 1974 with a degree in physical education. Gailey and his wife, Laurie, have two sons, Tate (25) and Andrew (21).

CHAN GAILEY COACHING HISTORY

1974-75	University of Florida – Graduate Assistant
1976-78	Troy State University – Secondary Coach
1979-82	Air Force Academy – Defensive Assistant (1979-80) Defensive Coordinator (1981-82)
1983-84	Troy State University – Head Coach
1985-90	Denver Broncos – Defensive Assistant and Special Teams Coach (1985) Special Teams and Tight Ends Coach (1986-87) Quarterbacks Coach (1988) Offensive Coordinator/Receivers Coach (1989-90)
1991-92	Birmingham Fire (World League) – Head Coach
1993	Samford University – Head Coach
1994-97	Pittsburgh Steelers – Wide Receivers Coach (1994-95) Offensive Coordinator (1996-97)
1998-99	Dallas Cowboys – Head Coach
2000-	Miami Dolphins – Offensive Coordinator



JOHN GAMBLE

Strength and Conditioning

College: Hampton Institute

NFL: Seventh Season

Dolphins: Seventh Season

Born: June 26, 1957



John Gamble enters his seventh season with the Dolphins as strength and conditioning coach, having been named to the position on March 16, 1994. Gamble has the primary responsibility in the area of strength and conditioning for the club.

In his position, Gamble is responsible for the organization and implementation of the programs for the team's overall conditioning development. Brad Roll, the club's assistant strength coach, assists Gamble with the implementation of the programs and his interaction with the Dolphins' training and medical staffs. Gamble was named by the Professional Strength Coaches Society as its 1998 Coach of the Year.

Gamble joined the Dolphins after having served ten years (1984-93) as the head strength coach at the University of Virginia. He also served two seasons as assistant strength coach (1982-83) and one year on a part-time basis (1981) at Virginia. He was named 1985 Strength Coach of the Year by the National Strength and Conditioning Association. At Virginia, Gamble helped develop such future NFL stars as Jim Dombrowski, Jeff Lageman, Herman Moore and Ray Roberts.

Gamble served an eight-year stint as state director for the National Strength and Conditioning Association and was named Outstanding State Director for Region II in 1984.

A world renowned powerlifter, Gamble was the number-one ranked powerlifter in the world in the 275-pound class from 1981 to 1983. His personal records for total pounds in three lifts while competing in the United States Powerlifting Federation was 2,270 pounds, and he has personal bests of full squat, 892 lbs.; bench press, 573 lbs., and dead lift, 826.5 lbs. in those three elements. Gamble was inducted into the U.S. Weightlifting Hall of Fame in York, Pa. in June of 1999.

Gamble played linebacker at Hampton Institute and was selected first-team Black College All-America. He also earned All-Central Intercollegiate Athletic Association honors in football and in track and field.

Married to Sharon, the couple has three sons, John Nathan, III (12/16/87), Austin Craig (9/27/90) and Tucker Scott (9/19/95) and they live in Ft. Lauderdale. He was born on June 26, 1957, in Richmond, Va.


JOHN GAMBLE COACHING HISTORY

1982-93	University of Virginia – Assistant Strength Coach (1982-83) Head Strength Coach (1984-93)
1994-	Miami Dolphins – Strength Coach (1994-95) Strength and Conditioning Coach (1996-



DOLPHIN FACT

Former Dolphins Head Coach Don Shula was one of only four coaches in NFL history to have coached the same team for 20 or more consecutive seasons. Shula (1970-95) completed his 26th season with the Dolphins. Green Bay's Curley Lambeau (1921-49) and Dallas' Tom Landry (1960-88) share the record with 29 seasons each, while Pittsburgh's Chuck Noll (1969-91) and the N.Y. Giants' Steve Owen (1931-53) coached 23 years with their teams.



JUDD GARRETT

Offensive Assistant

College: Princeton
NFL: Fourth Season
Dolphins: First Season
Born: June 25, 1967



Judd Garrett is entering his fourth season as an NFL assistant and his first with the Dolphins after spending the last three seasons (1997-99) in a similar capacity with the New Orleans Saints. In his role with the Dolphins, Garrett will be in charge of quality control on the offensive side of the ball.

A native of Cleveland, Ohio, Garrett was a three-year starter (1987-89) as a running back at Princeton University, where he was named the Ivy League Player of the Year and a Division I-AA All-America his senior season. He was selected by the Philadelphia Eagles in the 12th round of the 1990 draft, and after being released by the Eagles in training camp, Garrett spent the 1990 season as an assistant coach at Princeton. He went on to play with the London Monarchs of the World League from 1991-92. In his first year there, he led the league in receptions and was an All-League pick. His 71 receptions in 1991 stood as a league record until this season. After spending the 1993 season on the Dallas Cowboys' practice squad, Garrett played two years in the Canadian Football League, with the Las Vegas Posse in 1994 and the San Antonio Texans in 1995. He coached one year (1996) at his prep alma mater, University High School in Cleveland, prior to joining the Saints.

Garrett was born on June 25, 1967 in Abington, Pa. Garrett is continuing his family tradition in the NFL. His father, Jim, is a scout with the Dallas Cowboys. His older brother, John, is an assistant coach with the Arizona Cardinals, while another older brother, Jason, is a quarterback with the New York Giants. Judd and his wife, Kathy, who was an All-America soccer player at Princeton, have two sons, Calvin (seven) and Campbell (two), and a daughter, Frances (five).

JUDD GARRETT COACHING HISTORY

1990	Princeton University – Offensive Assistant
1997-99	New Orleans Saints – Offensive Assistant
2000-	Miami Dolphins – Offensive Assistant



PAT JONES

Tight Ends

College: Arkansas
NFL: Sixth Season
Dolphins: Fifth Season
Born: November 4, 1947



Pat Jones begins his fifth season as the Dolphins' tight ends coach after being named to the position in 1996. It is Jones' sixth year in the NFL after spending 1995 with the Chicago Bears as a special assistant with the offensive line. Prior to joining the Bears, he spent 11 sea-

sons as head coach at Oklahoma State University (1984-94) and 22 years at the collegiate level. Overall, he has been in the profession for 32 years.

Jones led Oklahoma State to a 62-60-3 record during his tenure in Stillwater and was at the helm during the school's only 10-win seasons (1984, 1987 and 1988) in its football history. He led the Cowboys to four bowl games (1984 and 1985 Gator Bowl, 1987 Sun Bowl and 1988 Holiday Bowl) with three victories during his 11 seasons. Jones finished as the school's all-time winningest coach and 11th-most successful coach all-time in Big Eight history. He was twice named Big Eight Coach of the Year (1984 and 1992) and was National Coach of the Year by Football Yearbook in 1984.

Jones coached nine All-Americans at OSU, including current Dolphin running back Thurman Thomas, Hart Lee Dykes, Leslie O'Neal, and Barry Sanders. Dykes ended his career as the all-time leading receiver in Big Eight history, O'Neal was a Lombardi Award finalist in 1985, and Sanders won the Heisman Trophy in 1988.

Jones became Oklahoma State's head football coach when Jimmy Johnson left to become head coach at the University of Miami in 1984 and he was promoted from assistant head coach/defensive coordinator. Jones' inaugural season at OSU saw the Cowboys achieve its highest national ranking (second in the UPI poll and third in the AP ratings) prior to a regular-season finale against Oklahoma for the Big Eight title. The Cowboys finished the season with ten wins and a final ranking of fifth in UPI and sixth in AP. Jones' ten wins was just the third time in conference history that a rookie head coach had achieved that milestone, joining Oklahoma's Barry Switzer and Colorado's Chuck Fairbanks. In addition, his Cowboys teams finished three other seasons ranked in the Top 20 with finishes of 17th in 1985, 11th in 1987 and 11th in 1988. During his tenure at OSU, Jones also coached in the 1986 Japan Bowl, the 1988 Hula Bowl, and the 1992 Blue-Gray Game.


Jones began his coaching career in the Little Rock (Ark.) public schools in 1969 before moving on to the collegiate level as assistant defensive line coach at Arkansas under then-defensive coordinator Johnson (1974-75). He also made stops as defensive ends coach at Southern Methodist (1976-77), defensive ends coach at Pittsburgh with Johnson in 1978, and defensive ends coach/defensive coordinator at Oklahoma State (1979-83), before taking the head coaching position at OSU in 1984.

A native of Little Rock, Ark., Jones played collegiately at Arkansas Tech in 1965 before transferring to Arkansas for 1966-67 as a walk-on linebacker and nose guard.

Jones lives in Ft. Lauderdale and was born on November 4, 1947, in Memphis, Tenn.

PAT JONES COACHING HISTORY

1974-75	University of Arkansas – Graduate Assistant/Defensive Line (1974) Assistant Defensive Line Coach (1975)
1976-77	Southern Methodist University – Defensive Ends Coach
1978	University of Pittsburgh – Defensive Ends Coach
1979-94	Oklahoma State University – Defensive Ends/Defensive Coordinator (1979-81, 1983) Offensive Coordinator (1982) Head Coach (1984-94)
1995	Chicago Bears – Offensive Line Special Assistant
1996-	Miami Dolphins – Tight Ends Coach



BILL LEWIS

Defensive Nickel Package

College: East Stroudsburg St.

NFL: Fifth Season

Dolphins: Fifth Season

Born: August 5, 1941



Bill Lewis is in his fifth season with the Dolphins after being named defense nickel package coach in 1996. Lewis joined the NFL coaching ranks after 32 years (1963-94) of coaching at

the collegiate level. He teams with Mel Phillips in tutoring the Dolphins' defensive backs.

He spent 1995 as athletic director at The Marist School in Atlanta after three seasons as head coach at Georgia Tech University from 1992-94. Prior to his stint at Georgia Tech, Lewis served as head coach at East Carolina for three seasons (1989-91), during which time he led the Pirates to an 11-1 record and a victory in the Peach Bowl over North Carolina State following the 1991 season. At the conclusion of the '91 campaign, Lewis received National Coach of the Year honors from A.F.C.A., UPI and Scripps-Howard.

Lewis began his coaching career at East Stroudsburg (Pa.) State in 1963 and made stops as defensive backs coach at Pittsburgh (1966-68), Wake Forest (1969-70), Georgia Tech (1971-72) and Arkansas (1973-76). He became head coach at Wyoming in 1977 and spent three years at the helm of the Cowboys. He began a nine-year stint at the University of Georgia in 1980 as defensive backs coach before occupying the job of defensive coordinator in his last eight seasons with the Bulldogs.


While in Athens, the Bulldogs won the 1980 National Championship and during his nine years at the school, Georgia appeared in nine straight bowl games and won three Southeastern Conference titles. He coached 23 All-SEC honorees and seven All-Americans.

Lewis was a four-year letterman at quarterback at East Stroudsburg (Pa.) State from 1959-62 and earned Little All-America honors during his playing days. In addition, Lewis spent two years in the Detroit Tigers' minor league system as a pitcher.

He and his wife, Sandy, reside in Ft. Lauderdale, and have two sons, Mark (7/17/67) and Geoff (2/17/72), and three daughters-in-law, Lisa, Laurel and Dawn. Lewis was born on August 5, 1941, in Bristol, Pa.

BILL LEWIS COACHING HISTORY

1963-65	East Stroudsburg St. University – Quarterbacks/Receivers/Secondary Coach
1966-68	University of Pittsburgh – Defensive Backs Coach
1969-70	Wake Forest University – Defensive Backs Coach
1971-72	Georgia Tech – Defensive Backs Coach
1973-76	University of Arkansas – Defensive Backs Coach
1977-79	University of Wyoming – Head Coach
1980-88	University of Georgia – Defensive Backs (1980) Defensive Coordinator/Defensive Backs (1981-88)
1989-91	East Carolina University – Head Coach
1992-94	Georgia Tech – Head Coach
1996-	Miami Dolphins – Defensive Nickel Package Coach



ROBERT NUNN

Assistant Defensive Line/Defensive Assistant

College: Oklahoma State
NFL: First Season
Dolphins: First Season
Born: June 10, 1965



Robert Nunn is entering his first season as an NFL assistant after spending the last nine years at Georgia Military College in Milledgeville, Ga. In his role with the Dolphins, Nunn will be in charge of quality control on the defensive side of the ball, while also working with defensive line coach Clarence Brooks in tutoring the club's linemen.

Nunn first went to Georgia Military College as defensive coordinator in 1991. He was promoted to Head Coach and Athletic Director the following year, a position in which he served through 1999. From 1994-95, he coached current Dolphins defensive lineman Lorenzo Bromell, who played at the school during that time. In his eight seasons as Head Coach, Nunn led the school to a composite record of 66-19.


Nunn was a four-year letterman as a linebacker at Oklahoma State, from 1983-84 and 1986-

87, where he was a teammate of current Dolphins running back Thurman Thomas. In his first year at OSU, Nunn played under former Dolphins Head Coach Jimmy Johnson. He played for current Dolphins tight ends coach Pat Jones each of his final three seasons. Upon completing his collegiate career, Nunn spent the 1988 season as defensive line coach at Northeastern Oklahoma University. He left the following year to take the job as defensive ends coach at the University of Tennessee, a post that he manned for two seasons. In his first year with the Volunteers (1989), Nunn worked with current Dolphins defensive coordinator Jim Bates, who was Tennessee's linebackers coach that season.

Born June 10, 1965 in Apache, Oklahoma, Nunn and his wife, Jennifer, have a daughter, Josie.

ROBERT NUNN COACHING HISTORY

1988	Northeastern Oklahoma University – Defensive Line Coach
1989-90	University of Tennessee – Defensive Ends Coach
1991-99	Georgia Military College – Defensive Coordinator (1991) Head Coach (1992-99)
2000-	Miami Dolphins – Assistant Defensive Line/Defensive Assistant



MEL PHILLIPS

Secondary

College: North Carolina A&T

NFL: 21st Season

Dolphins: 16th Season

Born: January 6, 1942



Mel Phillips enters his 16th season as a coach for the Dolphins, teaming with Bill Lewis in coaching the secondary for the fifth consecutive year. During his first 12 years with the club, Phillips was defensive backs coach.

Under Phillips, Dolphins defensive backs have had a knack for coming up with the big play, having returned eight interceptions or fumbles for touchdowns over the last five years. In Phillips' 15 previous seasons, the team's defensive backs have brought back a total of 19 interceptions or fumbles for touchdowns. In 1998, Miami registered an NFL-high 29 interceptions, the second-most in team history, trailing only the 32 from 1978. Phillips has been instrumental in the development of cornerback Sam Madison, who was voted to the Pro Bowl last year, the first cornerback in team history to earn that honor. In addition, Madison has recorded 16 interceptions over the last three years, tied for the most in the NFL during this three-year stretch.

Before coming to Miami in 1985, the 58-year-old Phillips previously held the same position for five seasons with the Detroit Lions (1980-84).


Phillips, a native of Shelby, N.C., played 12 seasons for the San Francisco 49ers (1966-77), including eight as a starter at strong safety. A tenacious hitter during his playing days, his career statistics include ten interceptions for 106 return yards (including a 35-yard TD in 1970). Phillips twice won the 49ers' Len Eshmont Award, symbolic of the team's most valuable player. Following his retirement from the 49ers, Phillips worked for the city of San Francisco's juvenile probation department until joining the Lions.

Collegiately, Phillips attended North Carolina A&T, where he played both ways as a defensive back and a running back. As a senior, he rushed for 648 yards and 11 touchdowns on 100 carries, and also caught 19 passes for 277 yards and four scores. That season (1965), A&T won the conference championship and Phillips intercepted two passes and rushed for two TDs in the title game. Phillips also lettered for the swimming and track teams at A&T.

Mel and his wife, Patricia, have two daughters, Paulette (6/4/67) and Yvette (5/9/73) and live in Miami Lakes. He was born on January 6, 1942, in Shelby, N.C.

MEL PHILLIPS COACHING HISTORY

1980-84 Detroit Lions – Defensive Backs Coach
1985- Miami Dolphins – Defensive Backs Coach (1985-95)
Secondary Coach (1996-



BRAD ROLL

Assistant Strength and Conditioning

College: Stephen F. Austin

NFL: Eighth Season

Dolphins: Fifth Season

Born: July 4, 1958



The 2000 season will be the fifth that Brad Roll and Strength and Conditioning Coach John Gamble have worked alongside one another. Roll was named assistant strength and conditioning coach in 1996. He joined the club after three seasons in the NFL with the Tampa Bay Buccaneers.

Roll joined the Bucs as strength and conditioning coach in 1993 and was instrumental in helping to develop and implement the club's offseason conditioning program. He went to Tampa Bay after spending the 1989-92 seasons in a similar capacity at the University of Miami. While at UM, the team won the national championship in 1989 and 1991, and Roll worked with players such as Cortez Kennedy, Russell Maryland, Warren Sapp and Leon Searcy.

Prior to his arrival at Miami, Roll was the strength and conditioning coach at the University of Kansas from 1987-88, and while at the school, he worked closely with KU's 1988 national championship basketball team. From 1981-86, Roll served as the first full-time strength and conditioning coach at the University of Louisiana-Lafayette and he was a graduate assistant at Stephen F. Austin, his alma mater, in 1980.

Roll played collegiately at Blinn (Texas) Junior College and Stephen F. Austin, where he was a center. He holds a bachelor's and a master's degree in education. He also studied at the Moscow (Russia) Sports Institute during the summers of 1985 and 1986, as well as with the German Olympic weightlifting coaching and training staff in Leipzig in 1987.

He lives in Ft. Lauderdale and was born on July 4, 1958, in Houston, Texas.


BRAD ROLL COACHING HISTORY

1980 Stephen F. Austin University – Graduate Assistant
1981-86 University of Louisiana-Lafayette – Strength and Conditioning Coach
1987-88 Kansas University – Strength and Conditioning Coach
1989-92 University of Miami – Strength and Conditioning Coach
1993-95 Tampa Bay Buccaneers – Strength and Conditioning Coach
1996- Miami Dolphins – Assistant Strength and Conditioning Coach



DOLPHIN FACT

Miami was 0-1 at home in games against teams which play their home games in a domed stadium in 1999. Overall, the Dolphins own a 29-10 (.744) record at home in regular-season games against teams which play their home games in a domed stadium. Miami will play host to Indianapolis (RCA Dome) in 2000.



RANDY SHANNON

Linebackers

College: Miami (Fla.)

NFL: Third Season

Dolphins: Third Season

Born: February 24, 1966



Randy Shannon begins his third season as an NFL coach following a seven-year stint as an assistant at the collegiate level. Shannon was promoted to his current position on February 1, 2000, after spending each of his first two years with the club as a defensive assistant.

The 34-year old Shannon played linebacker at the University of Miami (Fla.) from 1985-88. He started at strongside linebacker each of his final two years, and was a member of the Hurricanes' 1987 National Championship team. Shannon also was the recipient of the Christopher Plumer Award as Miami's most inspirational player his senior season.


Following his collegiate career, Shannon was the 11th-round draft choice of the Dallas Cowboys in 1989. In his rookie season he played in all 16 games, starting four of them, and registered 50 tackles. He became the first Cowboys rookie to start a game at outside linebacker since 1963. He also finished second on the team with 14 special teams tackles. Shannon played with Dallas through the 1990 season.

After two years in the NFL, Shannon was named as a graduate assistant at the University of Miami in 1991, where he worked with the linebackers and special teams. He split time with the linebackers and defensive line on a full-time basis the following year, prior to being named linebackers coach in 1993.

A native of Miami, Shannon earned his degree in criminal justice from UM. He was an all-state linebacker at Norland High School in Miami, where he also performed on the school's basketball team. Shannon was born on February 24, 1966 in Miami.

RANDY SHANNON COACHING HISTORY

1991	University of Miami (Fla.) – Graduate Assistant (Linebackers, Special Teams)
1992	University of Miami (Fla.) – Linebackers/Defensive Line Coach
1993-97	University of Miami (Fla.) – Linebackers Coach
1998-	Miami Dolphins – Defensive Assistant (1998-99) Linebackers Coach (2000-)



MIKE SHULA

Quarterbacks

College: Alabama

NFL: 13th Season

Dolphins: Third Season

Born: June 3, 1965




Mike Shula was named the Dolphins' quarterbacks coach by Head Coach Dave Wannstedt on February 7, 2000. This is Shula's second stint with the Dolphins, having served as a coaches' assistant with the club from 1991-92. In addition, this marks his second stint working with Wannstedt, after Shula served as tight ends coach with the Chicago Bears under Wannstedt from 1993-95.

Shula re-joins the Dolphins organization after spending the last four years (1996-99) as offensive coordinator with the Tampa Bay Buccaneers. Shula got his initial NFL coaching post in 1988 with the Bucs, as an offensive assistant. He was promoted to quarterbacks coach in 1990, and spent one year in that post.

A native of Miami, Shula is the son of former Dolphins Head Coach Don Shula (1970-95), the winningest coach in NFL history and a member of the Pro Football Hall of Fame. Mike prepped at Miami's Columbus High School where he was an all-state performer his senior season when he led the school to the state championship game. He also earned all-state accolades as a senior. He was born on June 3, 1965, in Baltimore, Md. Shula and his wife, Shari, have a daughter, Samantha.

1988-90	Tampa Bay Buccaneers – Offensive Assistant (1988-89) Quarterbacks Coach (1990)
1991-92	Miami Dolphins – Coaches' Assistant
1993-95	Chicago Bears – Tight Ends Coach
1996-99	Tampa Bay Buccaneers – Offensive Coordinator
2000-	Miami Dolphins – Quarterbacks Coach



MIKE WESTHOFF

Special Teams

College: Wichita State
NFL: 18th Season
Dolphins: 15th Season
Born: January 10, 1948



Mike Westhoff begins his 18th NFL season and 15th as Dolphins special teams coach. Westhoff came to Miami after spending a year as offensive line coach of the Arizona Outlaws of the United States Football League in 1985 and three seasons with the Indianapolis/Baltimore Colts where he served as offensive line, tight ends and special teams coach from 1982-84.

During his coaching career, Westhoff has been associated with some of the NFL's premier kickers and punters, including Rohn Stark (Colts, 1982-84), Reggie Roby (Miami, 1986-92), Raul Allegre (Colts, 1983-84), Dean Biasucci (Colts, 1984), Fuad Reveiz (Miami, 1986-88), Pete Stoyanovich (Miami, 1989-95), and Olindo Mare (1997-present).

Westhoff began his coaching career as a graduate assistant at Indiana University, where he earned a master's degree in educational psychology in 1974. He was named as a full-time coach at IU in 1975 before becoming offensive line coach at Dayton in 1976. Following that, he coached the defensive line and linebackers at Indiana State in 1977. His final two stops at the collegiate level were as offensive line coach at Northwestern (1978-80) and Texas Christian (1981).

Westhoff began his collegiate playing days at Wyoming in 1965, where he was a starting outside linebacker as a freshman. He then transferred to Wichita State, where he was a three-year starter at linebacker and center. He was voted the team's Most Valuable Player as a junior and served as team captain as a senior. He graduated from Wichita State in 1970 with a degree in history.

In 1989, the Dolphins players honored Westhoff's off-the-field courage by awarding him special recognition with the NFL's Ed Block Courage Award. As a coach, Westhoff has faced many battles both on and off the field, but none can compare to his battle with bone cancer. Throughout his treatments, Westhoff continued to coach with the Dolphins and for his courage and determination, the players saluted him with the Ed Block Courage Award. This past off-season, Westhoff was inducted into the Western Chapter of the Pennsylvania Sports Hall of Fame.

Westhoff and his wife, Marilyn, live in Plantation. They have one son, John Thomas (4/27/81), who is in his sophomore year at the University of Pennsylvania, where he is a member of the school's football team. Westhoff was born on January 10, 1948, in Pittsburgh, Pa.

MIKE WESTHOFF COACHING HISTORY

1974-75	Indiana University – Graduate Assistant (1974) Freshman Coach (1975)
1976	Dayton University – Offensive Line Coach
1977	Indiana State University – Defensive Line/Linebackers Coach
1978-80	Northwestern University – Offensive Line Coach
1981	Texas Christian University – Offensive Line Coach
1982-84	Baltimore/Indianapolis Colts – Tight Ends/Special Teams Coach
1985	Arizona Outlaws (USFL) – Offensive Line Coach
1986-	Miami Dolphins – Special Teams Coach

FOOTBALL STAFF



RICK SPIELMAN

Vice President-Player Personnel

College: Southern Illinois

NFL: Tenth Season

Dolphins: First Season

Born: December 2, 1962



Rick Spielman is entering his first season as the Dolphins' Vice President-Player Personnel after being named to the post by Head Coach Dave Wannstedt on May 3, 2000. The 37-year old Spielman joins the Dolphins from the Chicago Bears, where he served as that club's Director of Pro Personnel since 1997.


In his role with the Dolphins, Spielman will be responsible for overseeing college scouting, the college draft, pro scouting, free agency and the day-to-day player personnel evaluations

on both levels. He also will monitor the Dolphins' salary cap and contract negotiations.

Prior to joining the Bears organization in 1997, Spielman spent seven seasons in the player personnel department of the Detroit Lions, including the final two (1995-96) as a pro scout and advance scout. He also was responsible for scouting college players during his tenure in Detroit.

A linebacker at Southern Illinois University from 1983-86, Spielman attended NFL training camps with both the San Diego Chargers (1987) and Detroit Lions (1988) before earning his master's degree from Ohio State in 1989.

A native of Massillon, Ohio, Spielman is the older brother of Chris Spielman, a former Pro Bowl linebacker with the Detroit Lions (1988-95) and Buffalo Bills (1996-98). Rick and his wife, Michele, have two sons, Ronnie and J.D., and they reside in Davie.



BOB ACKLES

Director of Football Operations

NFL: 15th Season

Dolphins: Fifth Season

Born: September 16, 1938



On January 24, 1996, the Miami Dolphins named Bob Ackles as Director of Football Operations. In his current capacity with the Dolphins, Ackles is involved in the team's football operations, most notably contract negotiations, as well as other scouting, personnel and administrative responsibilities on the pro and collegiate levels.

Ackles, one of the most widely respected executives in the National Football League, joined the Dolphins from the Philadelphia Eagles, where he served as Director of Football Administration in 1995. He spent the three previous seasons in the Arizona Cardinals' front office, first as that club's Director of College Scouting from 1992-93 and then as Assistant General Manager in 1994.


Ackles first joined the NFL ranks in 1986 when he was named as the Cowboys' first-ever Vice President of Pro Personnel. Three years later, Ackles was promoted to Vice President of Player Personnel and helped begin the Cowboys' dramatic resurgence as an NFL power. His efforts to acquire talent through several trades, waiver acquisitions, and Plan B free agency provided an infusion of top draft picks and players. Those efforts were rewarded in 1991 when, following an 11-5 regular season, Dallas earned a berth in the playoffs, setting the stage for the first of their consecutive Super Bowl wins the following season.

Prior to joining the Cowboys, Ackles spent 11 years as General Manager of the Canadian Football League's British Columbia Lions. Under his leadership, the Lions became one of the winningest teams in the CFL, moved into a new stadium, and built a training facility. In his last season with B.C., the Lions won the Grey Cup, the CFL's equivalent of the Super Bowl.

Ackles first joined B.C. as a water boy at the age of 15 and over the next 34 years, performed virtually every administrative duty in the organization from equipment manager to general manager. He was recognized for his outstanding contributions to the CFL in 1986 when he was presented with the Schenley Award, becoming the first non-player in league history to receive that award, which symbolizes excellence in football in Canada.

A native Canadian who gained American citizenship in 2000, Ackles was born in Sarnia, Ontario, near the United States border. Raised in Toronto and Vancouver, British Columbia, he played organized football and hockey (goalie), and later coached two years of high school football in Vancouver.

Bob and his wife, Kay, reside in Ft. Lauderdale. They have two married sons, Steve (38), and Scott (35), and three grandchildren, Robert (18), and twins Ashley and Kyle (15).



TOM BRAATZ

Director of College Scouting

College: Marquette
NFL: 36th Season
Dolphins: Ninth Season
Born: May 12, 1933



Tom Braatz was named as the Dolphins' Director of College Scouting on June 12, 1992. He is responsible for the scouting of college players and Miami's preparation for the NFL draft, and in that role, he works closely with Dolphins Head Coach Dave Wannstedt, Vice President-Player Personnel Rick Spielman and the rest of the team's football staff. In the past seven years, he has played a key role in the selection of a number of players who made an immediate impact as rookies, including the 1994 NFL Defensive Rookie of the Year, defensive lineman Tim Bowers, wide receiver O.J. McDuffie, linebackers Zach Thomas and Derrick Rodgers, defensive linemen Daryl Gardener, Jason Taylor, Kenny Mixon and Lorenzo Bromell, and cornerbacks Sam Madison and Patrick Surtain. The 1999 draft produced the Dolphins' starting backfield entering 2000, with running back J.J. Johnson and fullback Rob Konrad.

Braatz joined the Dolphins with a wealth of NFL experience and is regarded as one of the leading personnel experts in professional football. He is a veteran of 36 years in the NFL as a front office executive, personnel director, and talent scout with the Atlanta Falcons, the Green Bay Packers, and the Dolphins.

Including his stint as a player, the 2000 season will mark the 40th that Braatz has been associated with the NFL.

From 1987 through 1991, Braatz served as Executive Vice President of Football Operations for the Packers, where his duties included the hiring and managing of the scouting staff, conducting the college draft, handling trades and waivers, and conducting contract negotiations with players.

Before joining the Packers on January 31, 1987, Braatz was a member of the Atlanta Falcons front office since the club's inception in 1965. He joined the team as an area scout, and went on to hold a number of positions with the Falcons, including Director of Player Personnel, Director of Scouting, and General Manager. While in Atlanta, Braatz' principal responsibility was overseeing the draft, where he was responsible for bringing a number of Pro Bowl players to the Falcons including William Andrews, Gerald Riggs, Mike Kenn, Bill Fralic, and Steve Bartkowski. He also handled most of the club's contract negotiations in the later years of his tenure with the Falcons.


Before beginning his executive career in the NFL, Braatz played with the Washington Redskins as a linebacker and closed out his pro career under Tom Landry with the Dallas Cowboys in their charter 1960 season. He played collegiately at Marquette University, where he captained the school's football team as a senior.

Braatz, 67, and his wife, Jeri, have two sons, Tommy, 37, and Jon, 33.



DOLPHIN FACT

The Miami Dolphins recorded a 31-0 win over the San Diego Chargers on January 10, 1993, in the AFC Divisional Playoff game. The Dolphins became just the fifth AFC team since the 1970 merger of the American and National Football Leagues to record a shutout in the playoffs. Amazingly, Miami has recorded three of the five AFC playoff shutouts by having also earned a 14-0 win over the N.Y. Jets on January 23, 1983, and a 21-0 win over the Baltimore Colts on January 2, 1972. The only other AFC playoff shutouts were by the San Diego Chargers (17-0 over Kansas City on January 2, 1993) and the Baltimore Colts (17-0 over the Cincinnati Bengals on December 26, 1970).



TOM HECKERT, JR.

Director of Pro Personnel


College: Hillsdale
NFL: Tenth Season
Dolphins: Tenth Season
Born: July 17, 1967



Tom Heckert, Jr. is beginning his tenth season with the Dolphins. He was named the club's Director of Pro Personnel in 2000 after working in both pro and college personnel during his first nine years with the organization. In 1999, Heckert, Jr. served as Assistant Director of Pro Personnel/College Scout. In his new role, Heckert will be responsible for monitoring the rosters of all 31 teams, as well as the rosters of teams in all other professional leagues. He also will serve as an advance scout for the Dolphins' next opponent.

Heckert, 33, joined the Dolphins after serving two years as an assistant coach at Hillsdale College in Michigan. Heckert was a defensive back for Hillsdale College and was a member of their National Championship team in 1985.

Heckert and his wife, Kathy, reside in Weston. They have a son, Griffin (five), and a daughter Madison (three).



TOM HECKERT

Assistant Director of Pro Personnel

College: Youngstown State
NFL: 19th Season
Dolphins: 12th Season
Born: September 18, 1938



Tom Heckert, Sr. is beginning his 12th season with the Dolphins in 2000 and the first in his current role. He initially joined the Dolphins in 1989 as Director of College Scouting. He spent the last four seasons (1996-99) as the club's Director of Pro Personnel.

During Heckert's three years as Director of College Scouting, the Dolphins used the draft to add such players as Richmond Webb, Keith Sims, Bryan Cox, Troy Vincent, Marco Coleman, and Dwight Hollier to their roster. In fact, those three drafts produced seven starters, three Pro Bowl selections (Cox, Sims, and Webb) and two Rookie of the Year selections (Coleman and Webb). In Heckert's seven seasons in pro personnel, the Dolphins added such players as Keith Jackson, Irving Fryar, Ron Heller, Trace Armstrong, Terrell Buckley, Brock Marion, Mark Dixon and Rich Owens.


Heckert has a varied background in football, including spending seven years as a college scout with the Tampa Bay Buccaneers and the Cleveland Browns. He also has both administrative and coaching experience on the collegiate level as well.

Heckert joined the Dolphins after serving two years (1987-88) as a national scout for the Buccaneers. Prior to joining the Bucs in 1987, he spent the previous five seasons (1982-86) as the Midwest area scout for the Browns.

A 1961 graduate of Youngstown (Ohio) State, he began his coaching career as an assistant at Fitch High School in Youngstown in 1961 before a two-year hitch as a Lieutenant in the U.S. Army. He returned to Fitch where he stayed through 1965 prior to enrolling as a graduate assistant at Kent State, where he earned a master's degree in education. He served as Head Coach at Maumee (Ohio) High School in 1967 and 1968 and then moved up to the college

ranks as an assistant at Adrian (Michigan) College from 1969-72. He was named Head Coach at Adrian in 1973 and Athletic Director in 1977, where he remained until joining the Browns in 1982. His overall record as a Head Coach at Adrian was 43-36-2. His last three teams there were a combined 23-3-1, including a 9-0 season in 1980.

Heckert and his wife, Rose (married 12/29/62), have two children, Kim and Tom, Jr., and five grandchildren. Tom, Jr. is Director of Pro Personnel for the Dolphins.



MIKE CARTWRIGHT

College Scout


College: Wyoming
NFL: 22nd Season
Dolphins: 18th Season
Born: February 12, 1946



The responsibilities of scouting the western states fall on the shoulders of Mike Cartwright. In his 18th Dolphins season, Cartwright came to the Miami organization from the BLESTO scouting combine. He worked for BLESTO from 1979-82, first as an area scout before being promoted to regional scout.

Cartwright's initial scouting position was with the San Francisco 49ers working for Pro-Line. Prior to that, he was head coach and athletic director at St. Mary's School in Cheyenne, Wyoming, for three years before serving the same tenure as head football coach at Cheyenne East High School. Also a former teacher, Cartwright earned a B.S. in physical education and biological science from the University of Wyoming in 1970.

Mike and his wife, Mary (married 9/25/74), live in Cheyenne. They have a son Jeremy (4/25/77). Mike also has two sons by a previous marriage, Chad (12/12/64) and Brad (12/30/68).



CHRIS GRIER

College Scout

College: Massachusetts
NFL: Sixth Season
Dolphins: First Season
Born: March 24, 1970




Chris Grier begins his first season with the Dolphins following a five-year stint in the personnel department with the New England Patriots. In his role with Miami, Grier will scout the southeast region of the United States.

Grier started with the Patriots as an intern in 1994. He joined the club on a full-time basis the following year, and served as a regional scout since that time.

Grier is a 1994 graduate of the University of Massachusetts-Amherst where he played football for two years before injuries ended his career. He spent his final two years there as an undergraduate assistant.

Grier is the son, of Bobby Grier, the former Vice President-Player Personnel with the New England Patriots who currently is the Associate Pro Personnel Director with the new Houston franchise. Chris' brother, Michael, plays for the NHL's Edmonton Oilers.

A native of Holliston, Mass., Grier was born on March 24, 1970 in Detroit, Michigan.



ANTHONY HUNT

College Scout


College: St. Thomas
NFL: Seventh Season
Dolphins: Seventh Season
Born: November 7, 1971



Anthony Hunt begins his seventh season with the Dolphins and his first as a college scout. Hunt will serve as the team's BLESTO scout while also scouting the states of Texas, Louisiana, New Mexico, and parts of Mississippi and Arkansas in the Dolphins' scouting system.

Hunt joined the Dolphins organization in 1994 following his graduation from St. Thomas University in Miami. In his previous six years with the club, Hunt has worked in both pro and college scouting.

A Miami native, Hunt attended Archbishop Curley-Notre Dame High School. Born November 7, 1971 in Miami, Anthony and his wife, Suzy, reside in the Dallas, Texas area.



RON LABADIE

College Scout

College: Adrian
NFL: 11th Season
Dolphins: 11th Season
Born: April 7, 1949




Beginning his 11th year with the Dolphins as a college scout, Ron Labadie concentrates his duties on college athletics in the midwestern states.

Labadie, 51, joined the Dolphins after serving as head football coach and athletic director at Adrian College. A 1971 graduate of Adrian, Labadie returned to the school as head football coach in 1982. Through his eight seasons as head coach of the Bulldogs, he posted a 53-20 (.730) collegiate record. He guided the Bulldogs to MIAA Championships in 1983, 1988 and '89 as well as leading his team to NCAA Division III playoff berths in 1983 and 1988. He was given the additional responsibilities of Director of Athletics for Men in May, 1985.

Before returning to Adrian, Labadie served as head football coach at Marshall High School (1974-81), compiling a 42-30 overall record, including a 39-15 mark over his last six years. Under Labadie, Marshall captured Twin Valley Conference Championships in 1976 and '77.

A native of Paw Paw, Michigan, Labadie earned the school's most valuable player award three times (1968-70) and was named captain of the 1969 and '70 teams. He earned first team All-MIAA honors and led the conference with 10 touchdowns in five MIAA games as a senior. He was inducted into the school's Athletic Hall of Fame in 1981.

Labadie and his wife, Marilyn, have three children, Lisa (25), Brad (22) and Ben (18).



JOHNATHON STIGALL

College Scout


College: DePauw
NFL: First Season
Dolphins: First Season
Born: December 12, 1975



Johnathon Stigall is entering his first NFL season on a full-time basis. In 1999, he served as an intern in the player personnel department of the Chicago Bears, where he worked in both the pro and college areas. In his role with the Dolphins, Stigall will be responsible for scouting the central portion of the United States.

Stigall was a four-year letterman (1995-98) as a running back at DePauw University in Greencastle, Indiana. He was an all-conference selection and a second-team Division II All-America choice following his senior season of 1998 when he rushed for 847 yards and 11 touchdowns on 168 attempts and caught 24 passes for 500 yards and six touchdowns. In his career, Stigall amassed 2,415 yards rushing and 27 touchdowns on 532 carries, and had 93 receptions for 1,378 yards and 14 touchdowns. He graduated from DePauw in 1998 with a major in sports science and a minor in education.

Stigall is a native of Oxford, Ohio where he attended Talawanda High School. Born December 12, 1975 in Oxford, he is single and resides in Kansas City, Mo.



KEVIN O'NEILL

Head Athletic Trainer

College: Pittsburgh
NFL: 12th Season
Dolphins: Fifth Season
Born: August 2, 1954




Kevin O'Neill joined the Dolphins on March 1, 1996, as Head Athletic Trainer after serving seven seasons in a similar capacity with the Dallas Cowboys. Along with Ryan Vermillion and Troy Maurer, O'Neill is responsible for the day-to-day treatment of injured Dolphins players in coordination with the club's medical staff. He also has other specific administrative duties as assigned by Dolphins Head Coach Dave Wannstedt.

With the Cowboys, O'Neill was part of three Super Bowl championship teams. He also was a member of a National Championship club during his four years (1985-88) as Head Athletic Trainer at the University of Miami (Fla.).

A graduate of the University of Pittsburgh, O'Neill earned his master's degree in physical education from the University of Arizona while serving as athletic trainer for Catalina High School in Tucson, Ariz. O'Neill spent three years as the head athletic trainer at Oregon State, and one year at the University of Central Florida before joining the University of Miami.

A native of Pittsburgh, O'Neill and his wife, Anne, have two children, McKenzie and Kaitlyn, and live in Fort Lauderdale.



RYAN VERMILLION

Director of Rehabilitation/Associate Athletic Trainer

College: Miami (Fla.)

NFL: Ninth Season

Dolphins: Ninth Season


Born: May 24, 1963



Ryan Vermillion, who joined the Dolphins' training staff on April 10, 1992, serves as the club's Director of Rehabilitation and Associate Athletic Trainer. He is responsible for the day-to-day rehabilitative needs of the team as well as many of the overall programs designed to maintain the team's health and welfare.

Vermillion served as the club's Physical Therapist in 1991, where he helped supervise the rehabilitation program for many of the team's injured players along with the Dolphins' medical staff. Vermillion also spent six seasons (1986-91) as the Physical Therapist for the University of Miami and was based at Doctor's Hospital in Coral Gables. Before that, he spent three seasons as a volunteer trainer for the Hurricanes.

Vermillion, 37, received his degree in Physical Therapy from Miami in 1987 and has been certified by the National Athletic Trainers Association. He and his wife Margaret (7/27/91) live in Coral Springs with their children – Erin, Riley, Ryan, Jr, and Alice.



TONY EGUES

Equipment Manager

College: St. Thomas

NFL: Ninth Season

Dolphins: Ninth Season

Born: December 22, 1969




Tony Egues begins his sixth year as Dolphins equipment manager after serving in a number of positions in his three previous seasons with the club. Egues is responsible for issuing and ordering all playing equipment for the team. In addition, Egues, along with assistants Charlie Thiele and Joe Cimino, coordinates the transport of the club's equipment to and from each road site, including an American Bowl game in Mexico City in 1997.

The 30-year old Egues began his career with the Dolphins on a part-time basis as an equipment assistant, then joined the club full-time in 1992 as an administrative assistant to the coaching staff. He was named as assistant equipment manager in 1994 and then was promoted to his current position prior to the start of the 1995 season. Egues also was elected by NFL Properties the past three years to serve on their Pro Line advisory board and he was recently elected by his colleagues to serve on the NFL Equipment Managers Committee.

In 1999, Egues played "Sal the Trainer" in Oliver Stone's movie, "Any Given Sunday," starring Al Pacino and Cameron Diaz. He also served as the film's Technical Advisor.

Egues, and his wife, Lissette, reside in Pembroke Pines.



DAVID HACK

Video Director

College: Miami (Fla.)
NFL: 27th Season
Dolphins: 27th Season
Born: July 16, 1952



David Hack begins his 16th season with the Dolphins as the club's video director after having served 11 seasons as an assistant in the department. Hack and his assistant, Robert Hack, have the responsibility for providing the coaching and player personnel staffs with their audio/visual needs. They videotape all practices and games and maintain an extensive tape and film library.

During his 26 years with the Dolphins, Hack has shot two Super Bowls and also coordinated the team's video operations on international trips to London, Berlin, Tokyo and Mexico City. He and Robert have also been selected by the NFL to shoot numerous college bowl and all star games, including the Orange Bowl, CarQuest Bowl and Senior Bowl All-Star games. In addition, Hack serves as the AFC East representative to the NFL Video Director's quality control committee.

One of the longest tenured Dolphins employees, Hack holds the distinction of being the only person to be in attendance for all of former quarterback Dan Marino's 242 regular season and 18 playoff games (other than Marino).

Hack and his wife of 25 years, Connie, reside in Pembroke Pines and have two children, Heather (21) and Brett (18).


DOLPHINS ON THE INTERNET

All the information you need to read and hear about the Miami Dolphins in 2000 can be obtained on the Dolphins web site, located at <http://www.miamidolphins.com>. Miami's official home page contains useful information that is updated on a daily basis throughout the year. Releases, rosters, statistics, depth charts and updated biographies are just a few of the things that are featured. In addition, the site is updated daily with sound bites from Head Coach Dave Wannstedt and Dolphin players. The quality of sound will enable not only fans to hear what the Dolphins are saying, but also can be used by the media. Pre-game and post-game analysis begins in preseason, and on gamedays, the site contains an analysis of the action on the field as it is happening, as well as photos throughout the course of the contest. Fans can submit questions and comments about the team daily. Live chats with Dolphin players, coaches and front office staff will be conducted twice a month. Other information on the Dolphins, in addition to the latest on the National Football League and the other 30 teams, can be accessed through the NFL's home page on <http://www.nfl.com>.




DOLPHIN FACT

In 1999, in games in which the local TV blackout is lifted because the game was sold out 72 hours in advance of kickoff, the Dolphins were 8-7, including marks of 5-3 at home and 3-4 on the road. Since 1973, when the local TV blackout first could be lifted provided that a game is sold out 72 hours in advance of kickoff, Miami is 113-101 (.528) in games where the game is locally televised. The Dolphins are 66-27 (.710) when a home game has been televised in the Miami area. When a road game has been televised in the city of the opposing team, Miami is 47-74 (.388).




Dr. John Uribe
Team Physician/Orthopedic Consultant




Dr. Dan Kanell
Team Physician/Orthopedic Consultant




Dr. Gerald Kuykendall
Team Physician/Internal Medicine




Dr. Frank Finlon
Team Physician/Internal Medicine




Dr. George Caldwell
Team Physician/Orthopedic Consultant




Dr. Robert Brody DDS
Consultant/Sports Dentistry




Dr. Robert Davis
Consultant/Optometry & Vision Training



Dr. James Morris
Consultant/Optometry & Vision Training



Dr. Spencer Baron
Consultant/Chiropractic Physician



Troy Maurer
Assistant Athletic Trainer



MIAMI DOLPHINS IN THE COMMUNITY

The Miami Dolphins take great pride in playing an active role in the South Florida community. By lending support to both civic and community based charitable causes, the Dolphins are able to make an impact in the lives of those who need it the most. The support that the Dolphins are able to provide comes from the teamwork of current and alumni coaches and players, cheerleaders, T.D. (the Dolphins mascot) and front office personnel all working together toward the common goals of helping those in need and supporting the community that has always been there to support the Miami Dolphins.

MIAMI DOLPHINS FOUNDATION

The Miami Dolphins Foundation was established in 1995 as the fundraising arm of the Miami Dolphins Football Team.



The Dolphins, through the Foundation, have made a commitment to the betterment of South Florida youth through a direct focus on, but not limited to, educational, health, social and community service issues.

The Miami Dolphins Foundation contributes, whenever possible, to charitable groups that are compatible with the philosophy of the Foundation. Resources for contributions are procured through various fundraising events throughout the year.

EDUCATIONAL PARTNERSHIPS

The Miami Dolphins understand that the education of our South Florida youth is of utmost importance. It is for this reason that the Dolphins have partnered with both Broward and Miami-Dade County Public Schools on several extensive programs.

- **Pro Player Stadium/Miami Dolphins Scholarship** – a \$1,000 scholarship is awarded annually to a Miami Carol City High School senior who demonstrates strong community service along with a solid academic performance. A \$500 honorable mention scholarship is also awarded.

- **Teacher of the Year Awards** – one teacher from each Miami-Dade and Broward County partner school is selected as a Teacher of the Year and recognized for their accomplishments during a pre-game, on-

field presentation.


- **Student of the Week Program** – working in conjunction with Pro Player Stadium, the Miami Dolphins honor a selected student from each partner school at all regular season home games. These students are selected by their principals and teachers for their citizenship and classroom achievements. In recognition of their accomplishments they are presented with a plaque by Marti Huizenga, wife of Dolphins owner Wayne Huizenga, during an on-field presentation.



Marti Huizenga, wife of team owner Wayne Huizenga, presents plaques to students from each partner school from Miami-Dade and Broward Counties

HABITAT FOR HUMANITY

For several years the Miami Dolphins have joined with Habitat for Humanity in sponsoring a home building project for an underprivileged family. In addition to helping build the home, defensive back Sam Madison makes a monetary contribution to Habitat for Humanity for each game he plays in as part of the "Home Team."



Head Coach Dave Wannstedt carries a piece of plywood during the annual Habitat For Humanity Building Blitz.

DAILY BREAD FOOD BANK

The Miami Dolphins have an ongoing relationship with the Daily Bread Food Bank, an organization that provides food to the needy throughout South Florida. The Miami Dolphins team up with the Daily Bread Food Bank on the following projects:

- **Canned Food Drive** – each year the "Make A Difference at the Holidays" canned food drive is held at a Miami Dolphins home game prior to Thanksgiving, against the New York Jets on Sunday, November 19. Fans are encouraged to deposit canned goods and other non-perishable food items in collec-

tions containers located at each entrance to the stadium.

• **Thanksgiving Turkey Giveaway** – the Miami Dolphins organization, along with the




Wide receiver Lamar Thomas, with his son, were among the many Dolphins players who purchased and helped to distribute turkeys for underprivileged families during the Thanksgiving holiday.

Dolphins players join Daily Bread Food Bank volunteers to distribute turkeys to various agencies affiliated with the Daily Bread Food Bank.

• **Thanksgiving Luncheon** – several Miami Dolphins players take time during the Thanksgiving holiday to serve lunch at the Broward County Partnership for the homeless, a shelter that provides assistance to families and individuals in need, thanks to food donations provided by the Daily Bread Food Bank.

HEALTHSOUTH/MIAMI DOLPHINS CHARITY GOLF TOURNAMENT

The HEALTHSOUTH/Miami Dolphins Charity Golf Tournament is held annually to benefit




Former Miami Dolphins Doug Betters and Randy Wheeler, along with team mascot T.D., at the HEALTHSOUTH/Miami Dolphins Charity Golf Tournament held at Lago Mar Country Club in Plantation.

Two of the recipients of the funds raised since the tournament's inception in 1998 are former Miami Dolphins All-Pro defensive end, Doug Betters, who suffered a spinal cord injury as the result of a skiing accident in his native Montana, and Randy Wheeler, a former practice squad player for the Dolphins who was injured in an automobile accident. The tournament has grown to become a major fundraising event for the Miami Dolphins Foundation. Each year over

50 current and former players and coaches participate in the tournament which has raised over \$300,000 in its three years of existence.

THE MIAMI PROJECT TO CURE PARALYSIS

The Miami Dolphins and The Miami Project to Cure Paralysis enjoy a long-term relationship in the battle to defeat paralysis caused by spinal cord injury. This season, Jason Taylor, Zach Thomas and Trace Armstrong are teaming up to put a "Crunch on Paralysis" by making a donation for every sack and tackle they make.



Zach Thomas teamed up with Marc Buoniconti, son of former Dolphins great Nick Buoniconti, and the Miami Project to Cure Paralysis for a public service announcement in 1999. Marc Buoniconti was paralyzed while in college at Citadel in 1985.

HOLIDAY HOSPITAL VISITS

Each year during the holiday season, the Miami Dolphins players, cheerleaders and mascot, T.D., visit area hospitals to brighten the holidays of sick children who will not be able to go home for the holidays. The players, cheerleaders and mascot visit with the children, take pictures with them, sign autographs and give out Dolphins souvenirs for all the children they visit.



Miami Dolphins players (from left) Richmond Webb, Olindo Mare and John Bock, along with a pair of cheerleaders, help brighten the spirits of children confined to hospitals during the holiday season.

TOYS FOR TOTS


Each year, at a Miami Dolphins home game in December, the team sponsors an annual toy drive for underprivileged children in the South Florida community. This season's Toys For Tots drive will take place when the Dolphins play host to the Indianapolis Colts on Sunday, December 17. Dolphins fans are encouraged to drop off new, unwrapped toys at entry gates on their way into the stadium. The toys are then distributed through the United States Marine Corps to the less fortunate families in the local area.

DRUG ABUSE RESISTANCE EDUCATION (D.A.R.E.) PROGRAM

Miami Dolphins coaches and players recognize the importance of educating the youth in our local communities about the dangers associated with alcohol, drug, tobacco and domestic abuse. In an effort to offer alternatives to these vices, the Miami Dolphins work closely with area police departments by providing players and coaches to speak at graduation ceremonies for students who successfully complete the D.A.R.E. program offered at their school.

UNITED WAY

Along with the NFL, the Miami Dolphins actively support the United Way through monetary contributions made by the coaches, players and staff. In addition, the Dolphins also work closely with the United Way of Miami-Dade, Broward and Palm Beach counties on several projects throughout the year, including filming a PSA featuring a prominent Dolphins player as spokesman (O.J. McDuffie is the spokesperson for the 2000 season) and providing in-stadium signage and scoreboard announcements throughout the season. Dolphins players also participate in the NFL/United Way Hometown Huddles Day, a national day of community service.



Wide receiver O.J. McDuffie lends a hand during the NFL and United Way's Home Town Huddles Campaign, where players assist in an interior wall painting project at the Miami-Dade Marine Institute, a United Way Agency.

MAKE-A-WISH FOUNDATION


The Make-A-Wish Foundation and the Miami Dolphins have developed a close relationship over the years in granting wishes of terminally ill children. Wish children are given the opportunity to visit Dolphins Training Camp to watch practice and have a private meet and greet with their favorite Dolphins players. They also attend a home game and meet with coaches and players during a post-game visit.

CYSTIC FIBROSIS FOUNDATION

The Miami Dolphins continue to be strong supporters of the Cystic Fibrosis Foundation, which is committed to finding a cure for the

most common genetic disease in children. The Dolphins work with the Cystic Fibrosis Foundation on the following projects:

• **Miami Dolphins Superbowl of Fashion** – this black-tie event features an evening of dinner and entertainment while raising much needed funds for cystic fibrosis research. The highlight of the event is a fashion show spotlighting current players as they escort their significant others or Miami Dolphins cheerleaders to show off the latest fashions. Annually this event raises over \$100,000 and has benefited the Cystic Fibrosis Foundation with approximately \$1,000,000 in its 11 year history.



Defensive lineman Jason Taylor escorts Katina Thomas during the team's annual Superbowl of Fashion which benefits the Cystic Fibrosis Foundation.

• **Miami Dolphins Fishing Tournament** – this four year old event is held in honor of Scott Chait, an avid fisherman and member of the Miami Dolphins Community Relations staff, who passed away at the age 23 after a lifelong battle with cystic fibrosis. Current and former players join avid fishermen for a full day of fun and deep sea fishing with all proceeds benefiting the Cystic Fibrosis Foundation.

• **Score For A Cure** – the entire Miami Dolphins team participates in this program in which corporate sponsors donate a predetermined amount of money each time the Dolphins score. All the money raised through this program goes to the Cystic Fibrosis Foundation.

Prudential No Passing Zone

The Miami Dolphins defensive backs as a unit have donated three tickets (total of 27 per game) for all the Dolphins home games to the Boys and Girls Clubs of Broward County for the past three seasons. For the 1999 season, Prudential joined the defensive backs in providing Broward Boys and Girls Clubs members with a total of 2,400 tickets for the season. In addition to the tickets, Prudential supplied each child with a Prudential No Passing Zone t-shirt and poster as well as a hot dog and soda at the game. Prudential and the Miami Dolphins defensive backs will continue this program during the 2000 season.

MIAMI DOLPHINS CHEERLEADERS

The Miami Dolphins Cheerleaders debut a new look for the new millennium. Their goal is to establish a look that will become an icon for the Miami Dolphins Cheerleaders. The athletic look has been replaced with a more sleek and classy look. The uniform color has changed from predominately aqua to white and the Go-Go boots have returned.

The Miami Dolphins Cheerleaders 2000 squad ranges in age from 18-28 and consists of an attorney, graphic designer, business owner, teachers and graduate and undergraduate students. This diverse squad includes ladies from across the United States, Brazil, Cuba, and the Dominican Republic.

DORIE GROGAN – Director
DARLAYNA CAMPBELL – Asst. Coordinator

JULIA KASPER - Choreographer
MARCY CROWE – Asst. Choreographer

2000-01 VETERANS

Jennifer Harrow9 Yrs.
Barbie Alonso4 Yrs.
Lory Bailey.....3 Yrs.
Sach Edwards3 Yrs.
Hillary Goff.....3 Yrs.
Lisa Kislia3 Yrs.

Emeraude Rash.....3 Yrs.
Marcia Reeves.....3 Yrs.
Nicole Rundlett3 Yrs.
Gina Sciarroni3 Yrs.
Melissa Wise3 Yrs.
Jaime Edmondson.....2 Yrs.


Johanna Gomez2 Yrs.
Maidelin Lopez2 Yrs.
Amy Lunsford.....2 Yrs.
Kathleen Torregrossa...2 Yrs.

2000-01 ROOKIES


Trisia Brown
Renee Deemer
Barbara Estevez
Jessica Foster
Melissa Lauzon
Jennifer Marsh

Christi Norgan
Jennifer Otts
Randi Pendleton
Amber Reffett
Michelle Rivera
Elizabeth Shaw

Sandra Sotolongo
Adriana Souza
Lindsay Strickland
Jaime Territo



2000-01 Miami Dolphins Cheerleaders



T.D.

7-0 • All Mussel

Mascot

Born: 4/18/97

College: Atlantis '97

Acquired: FA, 1997

NFL: Fourth Season • **Dolphins:** Fourth Season

#1

The Miami Dolphins' 1997 addition might have been their biggest – literally. The club unveiled "T.D.", its new mascot, on Friday, April 18, 1997, the first "official" mascot in the history of the franchise. The 7-foot tall mascot made its public debut at the team's Draft Day Party at Pro Player Stadium on April 19, 1997. In addition, the mascot performs at every Dolphins home game.

When the mascot was first unveiled, it was without a name. The club held a "Name the Mascot" contest that drew over 13,000 entries covering all 50 states and 22 countries, with 529 different names suggested. The name "T.D." was first submitted by Sara Fernandez of Miami, and when that name was selected by the Dolphins organization, she won two tickets to Super Bowl XXXII for her winning entry, which was announced at the annual Dolphins Awards Banquet on June 4, 1997.

The club had a live dolphin, "Flipper," who was situated in a fish tank in the open end of the Orange Bowl during the team's early years, and "Dolfan Denny," who prowled the sidelines for many seasons. However, this marks the first time the club actually has an official mascot, one who participates in many of the team's programs in addition to his gameday activities.

"T.D." is available for appearances. For more information, call the Dolphins mascot hotline at (954) 452-7097.

DOLPHINS NAME

Mariners, Marauders, Mustangs, Missiles, Moons, Sharks, Suns. None of those other names suggested to the American Football League expansion franchise in 1965 could raise a fin to the runaway winner.

"Dolphins" was submitted by 622 entrants in a contest which attracted 19,843 entries and more than a thousand different names. The dozen finalists were delivered to a seven-member screening committee of local media.

The bottlenose dolphin, an intelligent creature with an irresistible built-in grin, has inspired wonder for centuries. Plutarch observed 1,900 years ago that the dolphin "is the only creature who loves man for his own sake." Every trainer will have a tale of the dolphin's cleverness and ingenuity, and scientists are fascinated by a dolphin's natural equipment which far surpasses the range of Navy sonar equipment.

"The dolphin is one of the fastest and smartest creatures of the sea," Joe Robbie said in announcing the team name on October 8, 1965. "Dolphins can attack and kill a shark or a whale. Sailors say bad luck will come to anyone who harms one of them."

Mrs. Robert Swanson of West Miami won two lifetime passes to Dolphins games with her nickname entry. The tiebreaker was picking the winner and score of the 1965 game between the University of Miami and Notre Dame. It ended in a scoreless tie.

PRO PLAYER STADIUM



PRO PLAYER STADIUM

2269 N.W. 199th St., Miami, FL 33056
(305) 623-6100

President.....	M. Bruce Schulze
Senior Vice President.....	William A. Galante
Vice President, Finance.....	David Nunes
Vice President, Sales and Marketing.....	Jim Ross
Assistant General Manager.....	Steven Froot
Director, Marketing Partnerships.....	Marc Budine
Director, Parking and Access.....	Michael Cregan
Director, Guest Services and Event Staff.....	Joe Crowley
Director, Event Operations and Security.....	Todd Elizey
Chief Engineer and Safety Coordinator.....	Frank Everton
Director, Ticket Operations.....	Daniel Katz
Director, Community and Media Relations.....	Gordon Eric Knowles
Director, Business Development and Suite Sales.....	Laurie Landgrebe
Director, Scoreboard Operations.....	Lynn Lappin
Director, Club Level Services.....	Andrew C. Major
Director, Grounds and Engineering.....	Alan Sigwardt
Website.....	www.proplayerstadium.com

PRO PLAYER STADIUM

Pro Player Stadium, South Florida's home to the Miami Dolphins and Florida Marlins, is in its 14th season as the premier sports and entertainment facility in the country. This state-of-the-art open-air complex hosted its first football game in August, 1987, its first regular season Major League baseball game in April, 1993 and stages world class events throughout the calendar year. Pro Player Stadium is one of only seven facilities in the country to host NFL football and Major League Baseball in the same venue.

HISTORY

Now in its 14th year of operation, the 75,000 seat, state-of-the-art, open-air facility, originally called Dolphin Stadium, was the first of its kind to be constructed entirely with private funds, costing 115 million dollars when it was completed in 1987. The late Joe Robbie led the financ-

Civil Engineer	Keith and Schnars, P.A. (Fort Lauderdale, FL)
Mechanical, Electrical	Blum Consulting Engineers, Inc. (Dallas, TX)
Acoustical Consultant.....	The Joiner-Rose Group, Inc. (Dallas, TX)
Food Service Consultant	Cini-Little Associates, Inc. (Miami, FL)
Football/Soccer Seating Capacity	75,540
General Seating (19" chairback with armrest)	
Lower Deck.....	27,397
Upper Deck	34,736
Club Seats (21" chairback with armrest).....	10,209
183 Executive Suites (10, 12, 16 and 24 seats)	3,198
Disabled Seating	300
Full-Time Use For Baseball	
Seating Capacity	36,331
Playing Field Dimensions	
Left Field Line.....	330 feet
Center Field Line	434 feet
Right Field Line	345 feet
First Baseball Game	March 11, 1988
	Los Angeles Dodgers 10, Baltimore Orioles 8
First Soccer Game	March 4, 1988
	U.S. National team 2, Millonarios (Colombia) 1
First Concert	July 3, 1988
	Rod Stewart, Hall and Oates and Chicago
First Super Bowl	January 22, 1989
	San Francisco 49ers 20, Cincinnati Bengals 16
First Blockbuster Bowl	December 29, 1990
(Micron P.C. Bowl)	Florida State 24, Penn State 17
First FedEx Orange Bowl	December 31, 1996
	Nebraska 41, Virginia Tech 21
First World Series	October 18, 1997
	Florida Marlins 7, Cleveland Indians 4
Press Boxes	
Working Press Seats.....	150
Radio/TV Booths	10
Stadium Access	
Gates.....	8
Ramps	(25 feet wide, 2 each corner) 8
Escalators	(2 each corner) 8
Elevators	13
	(7 club level, 2 service/emergency, 2 press, 1 office, 1 freight)
Parking	
On-Site (140 acres)	24,137 cars
	171 buses, 90 RVs, 85 limousines, 1 helipad
Building	
Overall Size	648 feet x 736 feet
Height	188 feet (150-foot building, 38-foot lights)
Prescription Athletic Turf	128,000 square feet
Materials	3 acres of sod for playing field
	55,000 cubic yards of concrete
	6,000 tons of reinforcing steel
	5 miles of drain pipe
	500,000 yards of excavation material
	140 miles of electrical wire
	3,300 pieces of precast concrete
	25,000 square yards of carpet
Concessionaires	FineHost Corporation, Greenwich, Connecticut
	Levy Restaurants, Chicago, Illinois
Novelties	Facility Merchandising Incorporated
Facilities	
Concession Stands	43 stands, 264 service lines
	1 TV monitor per stand
Restrooms	40 men, 40 women
Locker Rooms	(60 lockers in each) 4

Playing Field

Surface	Prescription Athletic Turf (Natural Grass)
Drainage	Firm Playing Surface Within 30 Minutes of a 3" Per Hour Rain

Scoreboards

Main (East End Zone)	56 feet high x 142 feet long
Auxiliary (West End Zone)	54 feet high x 104 feet long
Color Video Screens (West)	27 feet high x 36 feet long
Sony JumboTRON (East)	32 feet high x 42 feet long
Baseball Scoreboard	16 feet high x 224 feet long

Lighting For Playing Field	1,050 Metal Halide Instant Restrike Light Fixtures 150+ foot candles at playing field
----------------------------------	---

STADIUM HISTORY

- Mar. 5, 1976 - Consultants are hired to do feasibility study for South Florida stadium.
- July 21, 1976 - Preliminary plan for 70,000-seat stadium is unveiled.
- Nov. 15, 1977 - Miami voters reject \$15 million bond issue for Orange Bowl renovations.
- May 22, 1978 - Committee estimates to Dade County a cost of \$40 million to build a new Orange Bowl next to the old one with financing coming from a resort tax and ticket surcharge.
- Feb. 19, 1979 - County attorney rules resort tax money cannot be used to build a new Orange Bowl.
- March, 1979 - National Football League rejects Miami as a Super Bowl site until stadium situation is rectified.
- Dec. 22, 1981 - Dolphins owner Joe Robbie reveals that he is negotiating to develop privately a stadium at Lake Lucerne in north Dade County.
- Nov. 2, 1981 - Voters in Dade and Broward counties overwhelmingly defeat a sales tax increase which would go toward building a new stadium.
- Dec. 14, 1983 - City of Miami voters reject sales tax increase to renovate the Orange Bowl.
- Mar. 5, 1984 - Dolphins owner Joe Robbie announces plans to build a new multi-purpose stadium in north Dade County at the team's annual awards banquet.
- Mar. 13, 1984 - City of Miami voters reject raising taxes to pay for \$55 million bond issue to repair the Orange Bowl.
- May 10, 1984 - Dolphins owner Joe Robbie begins campaign to market Dolphin Stadium executive suites and club seats.
- July 3, 1984 - Metro Commission accepts 160 acres donated by Emil and Lawrence Morton at Lake Lucerne, then leases it to Dolphin Stadium Corporation for 99 years.
- Dec. 6, 1984 - Metro commissioners unanimously agree to let Dolphins owner Joe Robbie sell \$85 million in tax exempt bonds to finance his stadium project.
- Jan. 8, 1985 - Dolphins owner Joe Robbie announces that he is ready to spend two million dollars for stadium blueprints and engineering studies.
- Mar., 1985 - Formal application is made by Dolphins owner Joe Robbie for permission to build Dolphin Center, which will include a stadium, hotels, offices, stores and restaurants.
- Mar. 14, 1985 - At the NFL meetings in Phoenix, Dolphin Stadium is named as the host site for Super Bowl XXIII (1989).
- July 22, 1985 - Clearing of stadium site begins.
- Sept. 9, 1985 - South Florida Regional Planning Council recommends approval of proposed Dolphin Center.
- Sept. 26, 1985 - Metro Commission approves development order and zoning request of Dolphin Center.
- Dec. 1, 1985 - Groundbreaking ceremonies for Dolphin Stadium take place.
- Dec. 19, 1985 - Foundation permit is issued to Dolphin Stadium Corporation by Dade County.
- Dec. 26, 1985 - First concrete is poured at stadium site.
- Dec. 31, 1985 - Dolphins owner Joe Robbie obtains construction loan and is granted permanent financing for the new stadium.
- June 3, 1986 - Dolphins owner Joe Robbie plants a ceremonial 30-foot Royal Palm tree to begin a million-dollar beautification project for neighborhoods near Dolphin Stadium.
- Aug. 27, 1986 - Topping Out Ceremonies take place at Dolphin Stadium as highest point of construction is reached.

- Feb. 3, 1987 – Metro Commission unanimously passes a resolution recommending that Dolphin Stadium be named after its builder, Joe Robbie.
- April 30, 1987– Tim Robbie, designated spokesman for the Robbie children, announces that Dolphin Stadium has been renamed "Joe Robbie Stadium."
- Aug. 2, 1987 – An estimated 40,000 people attend Family Day at Joe Robbie Stadium, the general public's first opportunity to see the new facility.
- Aug. 16, 1987 – The Miami Dolphins play host to the Chicago Bears in the first game ever played in Joe Robbie Stadium. The Bears put a damper on the festive evening with a 10-3 preseason victory in front of 63,451 fans. The date also marks the 22nd anniversary of the Dolphins franchise.
- Oct. 11, 1987 – The Dolphins' "replacement" team records a 42-0 shutout win over the Kansas City Chiefs in the first regular-season game at JRS.
- Mar. 4, 1988 – The first soccer game ever played at JRS takes place as part of the Marlboro Soccer Cup of Miami. The U.S. National team defeats Millonarios of Colombia, 2-1, in the match before 14,877 fans.
- Mar. 11, 1988 – The first baseball game ever played at JRS takes place in front of 24,247 spectators, then the largest crowd ever to see a major-league game in the state of Florida. The Los Angeles Dodgers defeat the host Baltimore Orioles, 10-8, in the exhibition contest. The following night, the Montreal Expos beat the Orioles, 9-3, with 17,830 in attendance. Seven home runs are hit each night as a temporary 30-foot wall in left field compensates for a distance of 272 feet down the foul line.
- April 16, 1988– A technical inspection team from FIFA, soccer's international governing body, visits JRS as part of the United States' bid to host the 1994 World Cup.
- July 3, 1988 – The first concert ever held at JRS takes place. "Happy Birthday America '88" features performances by Rod Stewart, Hall and Oates and Chicago.
- Jan. 22, 1989 – The first Super Bowl ever held at JRS takes place. The game marks the first-time since Super Bowl XIII (January 21, 1979) that the NFL's Championship game is played in Miami. The San Francisco 49ers come back in the final minutes of the game to defeat the Cincinnati Bengals, 20-16.
- Mar. 7, 1990 – H. Wayne Huizenga, Chairman of the Board and Chief Executive Officer of Blockbuster Video and Huizenga Holdings, Inc., agrees to purchase fifty percent (50%) of Robbie Stadium Corporation (the parent company of Joe Robbie Stadium), as well as a fifteen percent (15%) limited partnership interest in the Miami Dolphins.
- April 14 & 15, 1990 – Nearly 100,000 people pack the stands in Joe Robbie Stadium over a two-day period to see former Beatle Paul McCartney perform live in concert.
- April 17, 1990– The Blockbuster Bowl, college football's newest post-season bowl game, is officially certified by the NCAA. The bowl is scheduled to kickoff its inaugural matchup on December 29, 1990, at Joe Robbie Stadium.
- Dec. 29, 1990– The Florida State Seminoles defeat the Penn State Nittany Lions, 24-17, in the inaugural Blockbuster Bowl at JRS before a capacity crowd of 74,021.
- Jan. 5, 1991 – Dolphins host the Kansas City Chiefs in the first NFL playoff game ever played in JRS. The Dolphins come back in the final moments of the contest to defeat the Chiefs, 17-16.
- Jan. 28, 1991 – Seats are removed on the north side of JRS to begin renovating the stadium for baseball.
- March 26, 1991– H. Wayne Huizenga and the Robbie family jointly purchase 42 acres adjacent to Joe Robbie Stadium. In addition, Huizenga purchases two additional lots, totaling 65 acres. The lots were purchased from the estates of Emil and Lawrence Morton.
- March 30, 1991– The New York Yankees and the Baltimore Orioles play an exhibition game before 67,654 fans at Joe Robbie Stadium – the largest crowd ever to watch a baseball game in a non-Major League city. The Yankee-Oriole game the following day draws 57,359, giving the two-game series at JRS a total attendance figure of 125,013.
- May 23, 1991 – At the NFL meetings in Minneapolis, Joe Robbie Stadium is selected as the host site for Super Bowl XXIX, to be played on January 29, 1995.
- June 10, 1991– The National League expansion committee recommends South Florida (Joe Robbie Stadium) and Denver to Major League Baseball's ownership committee as the two sites for National League expansion. The two teams will begin play in 1993.
- July 18, 1991 – Major League Baseball officially awards South Florida a National League expansion franchise, the Florida Marlins, who will begin play in 1993 at Joe

Robbie Stadium.

- Jan. 25, 1992 – The U.S. World Cup soccer team faces the Soviet National Team (C.I.S.) before a South Florida record soccer crowd of 30,386.
- Jan. 17, 1993 – Dolphins host the Buffalo Bills in the first AFC Championship Game ever played at JRS. In front of 72,703 fans, the largest crowd ever to watch a Dolphins game at JRS, the Bills defeat the Dolphins 29-10 and advance to Super Bowl XXVII.
- April 5, 1993 – In the first regular season baseball game ever played at JRS, the Florida Marlins win their inaugural game, defeating the Los Angeles Dodgers, 6-3.
- Jan. 24, 1994 – H. Wayne Huizenga acquires remaining 50% of Joe Robbie Stadium and the additional 85% of the Miami Dolphins, leaving him with 100-percent ownership of both the stadium and Dolphins.
- Jan. 25, 1995 – The second Super Bowl game held at JRS takes place. In Super Bowl XXIX, the San Francisco 49ers defeat the San Diego Chargers, 49-26.
- May 11, 1996 – Al Leiter of the Marlins pitches the first no-hitter in JRS history, shutting out the Colorado Rockies, 11-0.
- Aug. 26, 1996 – Pro Player, the sports apparel division of Fruit of the Loom, sponsors the renaming of Joe Robbie Stadium to Pro Player Stadium for \$20 million over a ten-year period.
- Oct. 31, 1996 – At the NFL meetings in New Orleans, Pro Player Stadium is selected as the host site for Super Bowl XXXIII, to be played on January 31, 1999.
- Dec. 31, 1996 – The Nebraska Cornhuskers defeat the Virginia Tech Hokies, 41-21, in the first FedEx Orange Bowl played at Pro Player Stadium.
- March 8, 1997 – Pro Player Stadium plays host to the Three Tenors concert (Luciano Pavarotti, Plácido Domingo, Jose Carreras).
- Oct. 18, 1997 – Pro Player Stadium hosts its first ever World Series game, as the Florida Marlins defeat the Cleveland Indians, 7-4, in Game One.
- Oct. 25, 1997 – The Pro Player Stadium crowd of 67,498 to watch the Marlins defeat the Indians in Game Six is the largest to see a World Series game since 1954.
- Oct. 26, 1997 – Edgar Renteria's single in the bottom of the 11th inning of Game Seven of the World Series drives in Craig Counsell to give the Marlins a 3-2 win and the World Championship.
- Jan. 31, 1999 – The third Super Bowl game held at Pro Player Stadium takes place. In Super Bowl XXXIII, the Denver Broncos defeat the Atlanta Falcons, 34-19.

STADIUM "FIRSTS"

FOOTBALL

PRESEASON GAME: 8/16/87 – Chicago 10, Dolphins 3
REGULAR-SEASON GAME: 10/11/87 – Dolphins 42, Kansas City 0
DOLPHIN PLAYOFF GAME: 1/5/91 – Dolphins 17, Kansas City 16
AFC CHAMPIONSHIP GAME: 1/17/93 – Buffalo 29, Dolphins 10
SUPER BOWL: 1/22/89 – San Francisco 49ers 20, Cincinnati Bengals 16
COLLEGE BOWL GAME: 12/29/90 – Florida State 24, Penn State 17 (Blockbuster Bowl)
DOLPHIN WIN: 10/11/87 – Dolphins 42, Kansas City 0
DOLPHIN LOSS: 10/25/87 – Buffalo 34, Dolphins 31 (OT)
DOLPHIN SHUTOUT: 10/11/87 – Dolphins 42, Kansas City 0
SHUTOUT, OPPONENT: 7/26/91 – Chicago 6, Dolphins 0 (preseason)
OVERTIME GAME: 10/25/87 – Buffalo 34, Dolphins 31
PLAYER TO VISIT PPS WITH TWO DIFFERENT TEAMS: Doug Flutie (Chicago, 8/16/87 and New England, 12/28/87)

REGULAR-SEASON GAMES

NATIONAL ANTHEM, PERFORMANCE: Thomas Brown, III vs. Kansas City, 10/11/87 (played trumpet)
NATIONAL ANTHEM, SINGING: Pete Harris vs. Buffalo, 10/25/87
COIN TOSS: vs. Kansas City, 10/11/87 (won by Chiefs)
DOLPHIN CAPTAINS: Kyle Mackey, Tim Pidgeon, Demetrious Johnson
KICKOFF: Willie Beecher (Dolphins) vs. Kansas City, 10/11/87 (to 2-yard line)
KICKOFF RETURN: Kevin Wyatt of Kansas City, 10/11/87 (21 yards)
DOLPHIN KICKOFF RETURN: Pete Roth vs. Kansas City, 10/11/87 (23 yards)
TACKLE, ON KICKOFF: Scott Nicolas (Dolphins) vs. Kansas City, 10/11/87 (of Kevin Wyatt)
KICKOFF RETURNED FOR TD: Stanford Jennings (Cincinnati) vs. San Francisco (SB XXIII), 1/22/89
PUNT: Kelly Goodburn of Kansas City, 10/11/87 (47 yards)
DOLPHIN PUNT: Stacy Gore vs. Kansas City, 10/11/87 (35 yards)
PUNT RETURN: Mike Caterbone (Dolphins) vs. Kansas City, 10/11/87 (15 yards)

PUNT RETURNED FOR TD: O.J. McDuffie (Dolphins) vs. Indianapolis, 10/24/93
BLOCKED PUNT: William Judson (Dolphins) vs. Green Bay, 9/18/88
PENALTY: On Dolphins vs. Kansas City, 10/11/87 (illegal formation)
FIELD GOAL ATTEMPT: Willie Beecher (Dolphins) vs. Kansas City, 10/11/87 (missed from 49 yards)
FIELD GOAL: Scott Norwood of Buffalo, 10/25/87 (41 yards)
DOLPHIN FIELD GOAL: Fuad Reveiz vs. Buffalo, 10/25/87 (46 yards)
TURNOVER: Alex Espinosa of Kansas City intercepted by Liffort Hobley of Dolphins, 10/11/87
DOLPHIN TURNOVER: Lawrence Sampleton fumbles (recovered by James Harrell) vs. Kansas City, 10/11/87
FUMBLE: Blaine Smith of Kansas City, 10/11/87 (own recovery)
DOLPHIN FUMBLE: Lawrence Sampleton vs. Kansas City, 10/11/87 (recovered by Chiefs' James Harrell)
FORCED FUMBLE: Mike Lambrecht (Dolphins) vs. Kansas City, 10/11/87 (on Chris Smith)
FUMBLE LOST: Chris Smith of Kansas City, 10/11/87 (recovered by Liffort Hobley)
FUMBLE RECOVERY: Blaine Smith of Kansas City 10/11/87 (his own)
FUMBLE RETURNED FOR TD: Liffort Hobley (Dolphins) vs. Kansas City, 10/11/87 (55 yards)
INTERCEPTION: Liffort Hobley (Dolphins) vs. Kansas City, 10/11/87 (of Alex Espinosa)
INTERCEPTION RETURNED FOR TD: Donnie Shell of Steelers, 11/1/87 (50 ards)
SCORING PLAY: Rickey Isom (Dolphins) vs. Kansas City, 10/11/87 (6-yard TD run)
SCORING PLAY, OPPONENT: Scott Norwood of Buffalo, 10/25/87 (41-yard FG)
TOUCHDOWN: Rickey Isom (Dolphins) vs. Kansas City, 10/11/87 (6-yard run)
RUSHING TOUCHDOWN: Rickey Isom (Dolphins) vs. Kansas City, 10/11/87 (6 yards)
RUSHING TOUCHDOWN, OPPONENT: Robb Riddick of Buffalo, 10/25/87 (1 yard)
PASSING TOUCHDOWN: Dan Marino to Mark Duper (Dolphins) vs. Buffalo, 10/25/87 (5 yards)
PASSING TOUCHDOWN, OPPONENT: Jim Kelly to Chris Burkett (Buffalo), 10/25/87 (14 yards)
DEFENSIVE TOUCHDOWN: Liffort Hobley (Dolphins) vs. Kansas City, 10/11/87 (55-yard fumble return)
DEFENSIVE TOUCHDOWN, OPPONENT: Donnie Shell of Steelers, 11/1/87 (50-yard interception return)
SPECIAL TEAMS TOUCHDOWN: Marc Logan (Dolphins) vs. Buffalo, 9/10/89 (blocked punt recovery)
SCORING DRIVE: By Miami (7 plays, 54 yards in 3:28) vs. Kansas City, 10/11/87
PAT: Willie Beecher (Dolphins) vs. Kansas City, 10/11/87 (Good)
MISSED PAT: Fuad Reveiz (Dolphins) vs. Washington, 12/20/87
FIRST DOWN: Robert Parker of Kansas City, 10/11/87 (1-yard run)
DOLPHIN FIRST DOWN: Dameon Reilly (Dolphins) vs. Kansas City, 10/11/87 (16-yard pass from Kyle Mackey)
THIRD-DOWN CONVERSION: By Kansas City, 10/11/87 (Robert Parker 1-yard run)
DOLPHIN THIRD-DOWN CONVERSION: vs. Kansas City, 10/11/87 (16-yard pass from Kyle Mackey to Dameon Reilly)
FOURTH-DOWN CONVERSION: By Dolphins vs. Buffalo, 10/25/87 (17-yard pass from Dan Marino to Mark Duper)
TACKLE: Mike Lambrecht (Dolphins) vs. Kansas City, 10/11/87 (of Robert Parker)
TACKLE, OPPONENT: Chris Lindstrom of Kansas City, 10/11/87 (of John Tagliaferri)
QB SACK: Ike Readon (Dolphins) vs. Kansas City, 10/11/87 (of Matt Stevens)
QB SACK, OPPONENT: Bruce Smith of Buffalo, 10/25/87 (of Dan Marino)
RUSHING ATTEMPT: Robert Parker of Kansas City, 10/11/87 (2 yards)
DOLPHIN RUSHING ATTEMPT: John Tagliaferri vs. Kansas City, 10/11/87 (2 yards)
PASSING ATTEMPT: Matt Stevens of Kansas City, 10/11/87 (incomplete, intended for David Montagne)
DOLPHIN PASSING ATTEMPT: Kyle Mackey vs. Kansas City, 10/11/87 (incomplete, intended for Eddie Chavis)
PASS COMPLETION: Matt Stevens to John Trahan (Kansas City), 10/11/87 (5 yards)
DOLPHIN PASS COMPLETION: Kyle Mackey to Mark Konecny vs. Kansas City, 10/11/87 (10 yards)
TIMEOUT: By Dolphins vs. Kansas City, 10/11/87 (2:23 of 2nd quarter)
INJURY: Kevin Wyatt of Kansas City, 10/11/87 (ankle)

BASEBALL

EXHIBITION GAME: March 11, 1988, Los Angeles Dodgers 10, Baltimore Orioles 8

REGULAR SEASON GAMES:

GAME: April 5, 1993, Florida Marlins 6, Los Angeles Dodgers 3
CEREMONIAL FIRST PITCH: New York Yankee great Joe DiMaggio
PITCH: Charlie Hough (Marlins) a called strike to Jose Offerman (Dodgers), 4/5/93
HIT: Bret Barberie (Marlins) first inning single to left field off Orel Hershiser (Dodgers), 4/5/93
DOUBLE: Eric Davis (Dodgers) second inning, 4/5/93
TRIPLE: Walt Weiss (Marlins), second inning, 4/5/93
HOME RUN: Tim Wallach (Dodgers), sixth inning solo home run over left field wall, 4/5/93
RUN: Benito Santiago (Marlins), second inning, 4/5/93
RBI: Walt Weiss (Marlins), second inning, 4/5/93
STOLEN BASE: Jeff Conine (Marlins), eighth inning 4/5/93
STRIKEOUT: Jose Offerman (Dodgers) goes down looking to Charlie Hough in first inning, 4/5/93
WALK: Eric Karros (Dodgers), second inning off Charlie Hough, 4/5/93
ERROR: Jody Reed (Dodgers), muffs first inning ground ball hit by Scott Pose, 4/5/93
WINNING PITCHER: Charlie Hough (Marlins), 4/5/93

LOSING PITCHER: Orel Hershisser (Dodgers), 4/5/93

SAVE: Bryan Harvey (Marlins), 4/5/93

NO-HITTER: Al Leiter (Marlins), 5/11/96

WORLD SERIES: October 18, 1997, Florida Marlins 7, Cleveland Indians 4

SOCCER

(all 3/4/88, U.S. vs. Millonarios)

GAME: 3/4/88— U.S. National team 2, Millonarios (Colombia) 1

GOAL: Jorge Raigoza (Millonarios) at 55:44

ASSIST: Ruben Dario Hernandez (Millonarios)

GAME-WINNING GOAL: Bruce Murray (U.S.), at 78:34

PENALTY KICK: Tab Ramos (U.S.), saved by Ruben Cousillas of Millonarios

DOLPHINS TRAINING CENTER



On July 11, 1993, the Miami Dolphins officially moved into their brand new training facility at Nova-Southeastern University in Davie, Florida, from their long-time base at St. Thomas University.

The ten million dollar state-of-the-art facility covers 70,000 square feet and incorporates the latest technology and advances that were utilized in the design of other NFL training facilities.

The Dolphins' training center not only houses the team's football operation personnel and the club's administrative staff, but it also serves as the site of the club's preseason training camp and all off-season conditioning programs as well.

The facility includes a large locker room area, sauna and steam rooms, a therapy swimming pool, a cold plunge pool, whirlpools, and one of the largest weight training rooms in the NFL.

In addition to the physical training needs, modern support facilities also were constructed. Those include lounges, conference rooms, equipment rooms, laundry areas, video editing labs, an auditorium that functions as a site for major press conferences as well as for full team and staff meetings, and a dance studio for the team's cheerleaders.

Administrative offices, located on the second floor, include the head coaches' office with an adjacent conference room overlooking the practice fields. Offensive and defensive coaches' offices flank these areas. Other office space exists for personnel and administrative staff members.

At the rear of the facility are two full-sized grass football fields, which were constructed utilizing the Prescription Athletic Turf (PAT) system that also is used for the field at Pro Player Stadium. That system incorporates underground pipes and electronic pumps to remove water from the fields when natural drainage is not adequate.

With a primary emphasis to design the complex in a "fan-friendly" manner, a bleacher structure adjacent to the fields was constructed, utilizing elements of Pro Player Stadium itself. When the stadium was revised to accommodate baseball, large sections of seats from the stadium were removed. Those sections were relocated to the Nova facility as part of the new complex. As a result, the bleacher facility at Nova can accommodate 2,000 spectators, including 600 in chair-back seats, for open practice sessions and other special events. The structure also provides fans permanent amenities such as concession areas, a merchandise pro shop, ticket windows, and rest rooms.

TRAINING CENTER FACTS

Cost	\$10 million
Method of Financing	\$5 million bond issue \$5 million from Dolphins
Site	Nova-Southeastern University 7500 S.W. 30th Street Davie, Florida 33314
Architects	Roy D. Smith and Associates
Main Building Addition and Dance Studio Architect	Wayne D. Vensel
Contractors	Miller and Solomon, Inc.
Distance to Facility From Airport	12 miles-Ft. Lauderdale Int'l
Number of Stories of Facility	2
Total Acreage	9.04 acres
Square Feet of Training Facility	68,226 feet
Square Feet of Dance Studio	4,000 feet
Square Feet of Bleacher Building	15,000 feet
Number of Seats for Fans	2,000 (680 chairbacks; 1,320 bench seating)
Square Feet of Weightroom	7,500 feet
Square Feet of Locker Room	4,600 feet
Number of Lockers	84 players, 18 coaches & 29 staff
Square Feet of Player Lounge	1,008 feet
Number of Offices for Coaches and Personnel	53
Number of Player Meeting Rooms	7 and 1 auditorium
Number of Conference Rooms	5
Square Feet of Auditorium	2,950 feet
Number of Seats in Auditorium	90 seats
Square Feet of Media Workroom	1,100 feet (includes press room and media interview room)
Work Spaces in Media Workroom	25
Number of Whirlpools	3 portable, 1 hot pool and 1 cold pool
Gallons in Pool	32,912
Gallons in Jacuzzi	2,644
Gallons in Cold Water Plunge	561
Sauna Capacity	10
Steam Room Capacity	10
Number of Practice Fields	2 (both grass)
Type of Grass for Practice Fields	Tifway 419 Bermuda
Type of Drainage System	Prescription Athletic Turf- patented (sub-terrain vacuum drainage)
Parking for Players and Coaches	120 spaces
Parking for Business and Media	43 spaces

CHRONOLOGY OF MIAMI DOLPHIN TRAINING CENTER SITES

July 5, 1966 - July 15, 1966	St. Petersburg Beach (St. Petersburg, FL)
July 16, 1966 - August 6, 1966	Boca Ciega High School (St. Petersburg, FL)
August 7, 1966 - April 24, 1970	St. Andrew's School (Boca Raton, FL)
April 25, 1970 - July 11, 1970	Indoctrination Camp at Univ. of Miami (Miami, FL)
July 12, 1970 - June 30, 1993	Biscayne College/St. Thomas University; (Miami, FL)
July 1, 1993-present	Nova-Southeastern University (Davie, FL)

WHAT TO LOOK FOR IN 2000

DT TIM BOWENS...

- Can extend his consecutive games played streak of 96.

WR BERT EMANUEL...

- If he plays in all 16 regular season games in 2000, would attain the 100 games played plateau in his career. Enters the season having appeared in 84 contests.
- If he catches 77 passes, he would attain the 400-reception mark for his career. He enters the 2000 season with 323 receptions.
- If he amasses 526 receiving yards, he would reach the 5,000-yard receiving mark for his career. He enters 2000 with 4,474 yards receiving.

DT DARYL GARDENER...

- Enters the 2000 season having appeared in 64 consecutive contests.

CB SAM MADISON...

- Enters the 2000 season with 16 career interceptions, tied for 11th on the Dolphins' all-time list. With two more he would tie Don McNeal (18) for tenth, with six more he would join Terrell Buckley, Curtis Johnson and Tim Foley (22 each) for seventh, with seven more he would equal Gerald Small for sixth and with eight more he would tie Louis Oliver and William Judson (24 each) for fourth.
- If Madison leads the team in interceptions in 2000, it would mark the third straight year that he has led or shared the team lead in that category, becoming just the fourth player in club history to do that three or more straight seasons. Madison would join Glenn Blackwood (1984-87), Louis Oliver (1989-92) and Terrell Buckley (1996-98).

K OLINDO MARE...

- Enters the 2000 season with 89 career field goals. With 13 more, he would move past Uwe von Schamann into third on the Dolphins' career list.
- Enters the 2000 season having converted 89 of his 109 career field goal attempts during the regular season, a .817 success rate. With 11 more field goals made, Mare would qualify among the NFL's all-time leaders (100 field goals made to qualify). Currently, his field goal percentage would place him in a tie for first in NFL history in that category.

WR TONY MARTIN...

- Needs 70 more receptions to reach 600 for his NFL career. He enters the 2000 season with 530 catches.
- With a 1,000-yard receiving season, Martin would become the first Dolphin to record back-to-back 1,000-yard receiving seasons since Mark Clayton did it in 1988-89.

WR O.J. McDUFFIE...

- Enters the 2000 season having caught a pass in 74 consecutive league games.
- McDuffie needs 69 more receiving yards to reach 5,000 for his NFL career. He enters the 2000 season with 4,931 career receiving yards.

C TIM RUDDY...

- Needs to play in five regular season games to reach the 100 games played plateau in his NFL career. He enters the 2000 season having appeared in 95 league contests.

RB THURMAN THOMAS...

- Enters the 2000 season with 11,938 career rushing yards, ninth on the NFL's all-time list. With 183 more he would move past Franco Harris (12,120) into eighth, with 306 more he would surpass Marcus Allen (12,243) into seventh, with 375 more he would overtake Jim Brown (12,312) for sixth and with 802 more he would move past Tony Dorsett (12,739) for fifth.
- Enters the 2000 season with 2,849 career rushing attempts, ninth on the NFL's all-time chart. With 68 more he would move past John Riggins (2,916) for eighth, with 88 more he would overtake Tony Dorsett (2,936) for seventh, with 101 more he would surpass Franco Harris (2,949) for sixth, with 148 more he would go ahead of Eric Dickerson (2,996) for fifth, with 174 more he would move past Marcus Allen (3,022) for fourth and with 214 more he

would overtake Barry Sanders (3,062) for third.

- Enters the 2000 season with 16,279 career total yards from scrimmage, sixth on the NFL's all-time list. With 15 more he would move past Tony Dorsett (16,293) for fifth and with 1,376 more he would surpass Marcus Allen (17,654) for fourth.
- Enters the 2000 season with 1,442 career playoff rushing yards, third on the NFL's all-time post-season list. With 115 more rushing yards he would move past Franco Harris (1,556) for second and with 145 more he would surpass Emmitt Smith (1,586) for first.
- Enters the 2000 season with 339 career playoff rushing attempts, third on the NFL's all-time post-season list. With 11 more rushing attempts he would move past Emmitt Smith (349) for second and with 62 more he would surpass Franco Harris (400) for first.
- Enters the 2000 season with 16 career playoff rushing touchdowns, tied for second on the NFL's all-time post-season list. With one more rushing touchdown he would move past Franco Harris (16) for sole possession of second and with four more he would surpass Emmitt Smith (19) for first.
- Enters the 2000 season with 21 career playoff total touchdowns, tied for first on the NFL's all-time post-season list, along with Emmitt Smith. With one more touchdown he would move past Smith for sole possession of first.

LB ZACH THOMAS...

- If he leads the team in tackles, Thomas would become just the second Dolphin to lead the team in tackles five or more straight seasons. Nick Buoniconti also did it five consecutive seasons, from 1969-73.
- With an interception return for a touchdown, Thomas would establish the club's all-time mark in that category. His three returns for scores currently are tied with Dick Anderson for the most in franchise history.
- Thomas' next interception will be the ninth of his career, moving him into sole possession of the second spot on the Dolphins' all-time list for interceptions by a linebacker. He would trail only Earnie Rhone, who accumulated 14 from 1975-84. He currently is tied for second along with Larry Gordon, Bob Matheson and Nick Buoniconti.

T RICHMOND WEBB...

- Enters the 2000 season having played in 150 regular season games as a Dolphin, 11th all-time. With one more he would tie Bruce Hardy (151) for tenth, with eight more he would join Larry Little (158) for ninth, with nine more he would equal Vern Den Herder (159) for eighth, with 11 more he would tie Bob Griese (161) for seventh, with 13 more he would tie Don Strock (163) for sixth and with 14 more he would join Jim Jensen (164) for fifth.

DOLPHINS ARE BEST

Since the 1970 merger of the National and American Football Leagues, the Miami Dolphins are the winningest team in professional football. The Dolphins, who own a regular season record of 293-161-2 (.645) and an overall mark of 312-178-2 (.636), have the best regular-season and overall winning percentage of any NFL team during that span.

TEAM	REGULAR SEASON				OVERALL			
	W	L	T	PCT.	W	L	T	PCT.
1. MIAMI	293	161	2	.645	312	178	2	.636
2. Dallas	285	171	0	.625	316	188	0	.627
3. San Francisco	277	176	3	.611	301	190	3	.612
4. Oakland	271	179	6	.601	290	190	6	.603
5. Jacksonville	49	31	0	.613	53	35	0	.602
6. Pittsburgh	269	186	1	.591	290	200	1	.592
7. Washington	267	187	2	.588	286	198	2	.591
8. Minnesota	271	183	2	.596	285	203	2	.584
9. Denver	262	188	6	.581	279	199	6	.583
10. St. Louis	242	210	4	.535	255	224	4	.533
11. Kansas City	228	221	7	.508	231	230	7	.501
12. Chicago	225	230	1	.495	231	238	1	.493
13. Buffalo	223	231	2	.491	235	243	2	.492

REGULAR SEASON					OVERALL			
TEAM	W	L	T	PCT.	W	L	T	PCT.
14. Green Bay	215	233	8	.480	224	240	8	.483
15. N.Y. Giants	214	239	3	.473	224	245	3	.478
16. Cleveland	196	209	3	.484	200	219	3	.477
17. Carolina	38	42	0	.475	39	43	0	.476
18. Philadelphia	212	237	7	.473	217	247	7	.468
19. Seattle	173	199	0	.465	176	204	0	.463
New England	212	244	0	.465	218	253	0	.463
21. Tennessee	210	244	2	.463	219	255	2	.462
22. San Diego	204	247	5	.453	210	254	5	.453
23. Cincinnati	207	249	0	.454	212	256	0	.453
24. Detroit	206	246	4	.458	207	255	4	.448
25. Indianapolis	193	261	2	.425	199	269	2	.426
26. Atlanta	189	263	4	.419	193	268	4	.419
27. New York Jets	191	263	2	.421	195	269	2	.421
28. Arizona	189	261	6	.421	190	265	6	.419
29. New Orleans	180	272	4	.399	180	276	4	.396
30. Baltimore	24	39	1	.383	24	39	1	.383
31. Tampa Bay	129	242	1	.348	132	247	1	.349

Since 1970, the Miami Dolphins own the second-best regular-season winning percentage of any team in the four major professional sports (minimum ten seasons played). Miami's regular-season winning percentage of .644 (293-161-2) is second only to the Los Angeles Lakers percentage of .650 (1,526-820) among the combined 115 teams from the National Football League, Major League Baseball, the National Hockey League and the National Basketball Association.

TEAM	SPORT	W	L	T	PCT.
1. Los Angeles Lakers	Basketball	1526	820	0	.650
2. MIAMI DOLPHINS	FOOTBALL	293	161	2	.644
3. Montreal Canadiens	Hockey	1268	694	334	.625
4. Dallas Cowboys	Football	285	171	0	.625
5. Boston Bruins	Hockey	1251	736	309	.612
6. San Francisco 49ers	Football	277	176	3	.611
7. Boston Celtics	Basketball	1432	914	0	.610
8. Oakland Raiders	Football	271	179	6	.601
9. Minnesota Vikings	Football	271	183	2	.597
10. Philadelphia Flyers	Hockey	1185	772	339	.590
11. Washington Redskins	Football	267	187	2	.588
12. Denver Broncos	Football	262	188	6	.581
13. Pittsburgh Steelers	Football	269	186	1	.578
14. Phoenix Suns	Basketball	1329	1017	0	.567
15. Milwaukee Bucks	Basketball	1294	1052	0	.552
16. New York Yankees	Baseball	2501	2059	0	.549
17. Buffalo Sabres	Hockey	1072	860	364	.546
18. Edmonton Oilers	Hockey	755	623	206	.542
19. Cincinnati Reds	Baseball	2467	2099	0	.540
20. Baltimore Orioles	Baseball	2450	2110	0	.537
21. St. Louis Rams	Football	242	210	4	.535
22. Los Angeles Dodgers	Baseball	2443	2125	0	.535
23. Calgary Flames	Hockey	977	839	324	.532
24. Chicago Blackhawks	Hockey	1038	914	344	.527
25. New York Islanders	Hockey	947	895	298	.512

Baseball records are through the end of the 1999 season.

Hockey and basketball records are through the end of the 1999-00 seasons.

DOLPHINS = WINNERS

Best Record Since NFL-AFL Merger

(regular season, 1970-99)

1. MIAMI	293	161	2	.645
2. Dallas	285	171	0	.625
3. Jacksonville	49	31	0	.613
4. San Francisco	277	176	3	.611
5. Oakland	271	179	6	.601

Best Record in the '90s

(regular season)

1. San Francisco	113	47	0	.706
2. Kansas City	102	58	0	.638
3. Buffalo	103	57	0	.644
4. Dallas	101	59	0	.631
5. MIAMI	95	65	0	.594
Minnesota	95	65	0	.594

Best Record in the '80s

(regular season)

1. San Francisco	104	47	1	.688
2. Washington	97	55	0	.638
3. MIAMI	94	57	1	.622
4. Denver	93	58	1	.615
5. Chicago	92	60	0	.605

Best Record in the '70s

(regular season)

1. Dallas	105	39	0	.729
2. MIAMI	104	39	1	.726
3. Oakland	100	38	6	.715
4. St. Louis	99	42	3	.698
5. Minnesota	99	43	2	.694

Average Points Scored Per Game Since NFL-AFL Merger

(regular season, 1970-99)

1. San Francisco	23.4
2. MIAMI	22.8
3. Washington	21.8
4. Dallas	21.7
5. Oakland	21.6

Average Points Allowed Per Game Since NFL-AFL Merger

(regular season, 1970-99)

1. Pittsburgh	17.7
2. Dallas	18.1
3. San Francisco	18.2
4. MIAMI	18.3
5. Oakland	18.6

Most Seasons With 10 Or More Wins Since NFL-AFL Merger

(1970-99)

1. Dallas	20
2. San Francisco	18
3. MIAMI	17
4. Washington	14
5. Pittsburgh	13
Denver	13
St. Louis	13

Most Seasons With a Winning Record Since NFL-AFL Merger (1970-99)

1. MIAMI	23
Dallas	23
3. Pittsburgh.....	21
San Francisco	21
Washington	21
Minnesota.....	21

Most Division Championships Since NFL-AFL Merger (includes ties, 1970-99)

1. Dallas	16
San Francisco	16
3. MIAMI	15
4. Pittsburgh.....	14
5. Minnesota.....	13

Most Playoff Appearances Since NFL-AFL Merger (1970-99)

1. Dallas	22
2. Minnesota.....	20
3. MIAMI	19
San Francisco	19
5. Pittsburgh.....	18

Best Home Record Since NFL-AFL Merger (regular season, 1970-99)

1. MIAMI	168	58	1	.752
2. Pittsburgh.....	165	63	0	.724
3. Denver.....	161	64	4	.712
4. Dallas	161	65	0	.712
5. Minnesota	155	73	2	.678

Best Road Record Since NFL-AFL Merger (regular season, 1970-99)

1. San Francisco	132	94	1	.584
2. MIAMI	125	103	1	.548
3. Oakland.....	122	102	4	.544
4. Dallas	121	107	0	.531
5. Minnesota	115	110	0	.511

Best Record Within the AFC East Since NFL-AFL Merger (regular season, 1970-99)

1. MIAMI	149	89	1	.626
2. Buffalo	118	117	1	.502
3. New England.....	116	120	0	.492
4. N.Y. Jets.....	104	131	1	.443
5. Indianapolis.....	103	133	1	.437


Best Interconference Record Since NFL-AFL Merger (regular season, 1970-99)


1. MIAMI	74	31	0	.705
2. Oakland.....	71	40	1	.638
3. Dallas	64	40	0	.615
4. San Francisco	66	45	0	.595
5. Pittsburgh.....	61	45	0	.575

Best Record in December Since NFL-AFL Merger (regular season, 1970-99)

1. San Francisco	69	39	0	.639
2. Washington	68	36	0	.654
3. MIAMI	67	40	0	.626
4. Dallas	60	41	0	.594
5. Oakland.....	62	44	0	.585

2000 MIAMI DOLPHINS





TRACE ARMSTRONG

6-4 • 270

Defensive End

Born: 10/5/65

College: Florida '89

Acquired: T (Chi.), 1995 • **Signed Through:** 2000

NFL: 12th Season • **Dolphins:** Sixth Season

#93

PRO CAREER

1999 – Underwent surgery on March 10, 1999 for the removal of a cyst from his right leg . . . The surgery was performed by team physician Dr. John Uribe at HealthSouth Doctor's Hospital in Coral Gables . . . Played in all 16 regular season games, including two starts . . . Finished with 27 total tackles (20 solo), including 7.5 sacks for 55.5 yards in losses, which ranked second on the team, marking the fourth straight year in which he finished among the top two on the team in sacks . . . Also forced a fumble on the season . . . Registered four tackles, including his first sack of the season, vs. Arizona (9/19) . . . Had a half-sack and a forced fumble vs. Philadelphia (10/24) . . . Tallied two sacks at Oakland (10/31), the 14th multiple sack game of his career . . . In that game, he overtook Manny Fernandez for eighth place on the Dolphins' all-time sack list . . . Also came up with a sack the following week in shutout victory over Tennessee (11/7) . . . Notched one sack vs. Indianapolis (12/5), the 39th of his Dolphin career, which moved him past A.J. Duhe into seventh on the team's all-time chart . . . Posted a season-high five tackles the following week at N.Y. Jets (12/12) . . . Started at left end vs. San Diego (12/19) with injury to Jason Taylor . . . Had two tackles, including a sack, marking the 40th of his career with the Dolphins, as he surpassed Bob Baumhower and Kim Bokamper into fifth on the club's all-time list . . .

AMONG SACK LEADERS: Armstrong owns two of the nine highest single-season sack totals in club history . . . In addition, his 40.0 career sacks with the Dolphins rank fifth on the team's all-time chart:

MIAMI DOLPHINS ALL-TIME SACK LEADERS

SEASON			CAREER		
PLAYER	YEAR	SACKS	PLAYER	YEARS	SACKS
1. Bill Stanfill	1973	18.5	1. Bill Stanfill	1966-76	67.5
2. Doug Betters	1983	16.0	2. Doug Betters	1978-87	65.5
3. Doug Betters	1984	14.0	3. Vern Den Herder	1971-81	64.0
Bryan Cox	1992	14.0	4. Jeff Cross	1988-95	59.5
5. TRACE ARMSTRONG	1996	12.0	5. TRACE ARMSTRONG	1995-99	40.0
6. Jeff Cross	1990	11.5	6. Bob Baumhower	1977-86	39.5
7. Mel Branch	1968	11.0	7. Kim Bokamper	1977-85	39.5
Vern Den Herder	1975	11.0	8. A.J. Duhe	1977-84	38.5
9. Vern Den Herder	1972	10.5	9. Manny Fernandez	1968-75	35.0
Jeff Cross	1993	10.5	10. Bryan Cox	1991-95	31.5
TRACE ARMSTRONG	1998	10.5			

Armstrong's NFL career sack total of 82.0 (493 yards lost) is 12th most among players who were active in the NFL in 1999:

NFL SACK LEADERS AMONG PLAYERS WHO WERE ACTIVE IN 1999

PLAYER	YEARS	SACKS	PLAYER	YEARS	SACKS
1. Bruce Smith, Buff.	15	171.0	9. Charles Haley, S.F.	14	100.5
2. Kevin Greene, Car.	15	160.0	10. Henry Thomas, N.E.	13	89.0
3. Chris Doleman, Minn.	15	150.5	11. Wayne Martin, N.O.	11	82.5
4. Leslie O'Neal, K.C.	13	132.5	12. TRACE ARMSTRONG, MIA	11	82.0
5. Derrick Thomas, K.C.	11	126.5	13. Bryce Paup, Jack.	10	73.0
6. Clyde Simmons, Chi.	14	121.0	14. Cornelius Bennett, Ind.	13	68.5
7. John Randle, Minn.	10	106.0	15. Robert Porcher, Detr.	8	66.5
8. Neil Smith, Den.	12	104.5	Michael Sinclair, Sea.	9	66.5

PLAYOFFS: Overall in his career, has played in 11 playoff games with six starts, including six appearances and one start with the Dolphins . . . In those 11 outings, has tallied 27 tackles, nine sacks and a forced fumble . . . With Miami in the postseason, has registered ten tackles and five sacks . . . His postseason sack total as a Dolphin is second on the team's all-time list, trailing only Kim Bokamper (eight) . . . Appeared in both playoff games following the 1999 season, each in a reserve role . . . Tallied six tackles and a team-high three sacks for 12 yards in losses in those two games . . . All three sacks occurred in First-Round victory at Seattle (1/9), as he established a new Dolphins single-game playoff record, surpassing the old mark of two, which had been achieved seven times by five players . . . In addition, his three sacks represented a new career-high, surpassing his previous best of 2.5, which he has accomplished four times, all in the regular season . . . For his performance in the Seahawks game, which included five tackles, Armstrong was named NFL Defensive Player of the Week for the First Round playoff contests . . . Saw action in both playoff contests following the 1998 season, both in a reserve capacity . . . In those two games, he had one tackle, a sack and a forced fumble . . . The sack and the forced fumble occurred on the same play, when he jarred the ball loose from Bills QB Doug Flutie when Buffalo had a first-and-goal from the five-yard line with 17 seconds remaining . . . The loose ball was recovered by Shane Burton . . . The sack preserved the Dolphins' 24-17 win over Buffalo in a First-Round game on January 2, 1999 at Pro Player Stadium . . . Opened both playoff games for the Bears in 1994, and was named the NFL's Defensive Player of the Week in Chicago's First-Round victory at Minnesota on January 1, 1995, when he had five tackles and two sacks . . . Had a sack and blocked field goal for the Bears in a First-Round win vs. New Orleans on January 2, 1991.

1998 – Played in all 16 games in a reserve role . . . Finished with 31 tackles, a fumble recovery and a forced fumble . . . Led team with 10.5 sacks for 63 yards lost, the third consecutive season in which he has topped the team's sack chart, just the second Dolphin in club history to achieve that feat . . . Jeff Cross (1989-91) was the first . . . Sack total was sixth in the AFC and tied for 15th in the NFL in 1998 . . . That figure also tied with Vern Den Herder (1972) and Jeff Cross (1993) for the ninth-highest total ever by a Dolphin in a season . . . Turned in a two-sack effort vs. Buffalo (9/13), the 24th and 25th sacks of his Dolphins career, moving him past Marco Coleman into tenth on the team's all-time chart . . . Received a defensive game ball for his performance in the Bills game . . . Tallied a pair of stops in shutout win vs. Pittsburgh (9/20) when he was awarded a defensive game ball . . . Posted four tackles and two sacks vs. St. Louis (10/18) . . . Recorded a season-high five tackles and 2.5 sacks at Oakland (12/6) . . . Sack total in that game tied a career-high that he had achieved three times previously (twice with the Dolphins), the first time on November 21, 1993 against Kansas City as a member of the Bears . . . His output in the Raiders game also marked his third multiple sack game of the season and the fifth of his career . . . In addition, he surpassed Bryan Cox into ninth on the Dolphins' career list with 32.5 sacks.

1997 – Started all 16 games at left defensive end, the third time in his career and first time since 1993 that he opened all 16 contests . . . Also started playoff contest . . . Led team in sacks for second consecutive year, with 5.5 for 45 yards, including 4.5 over the final six weeks . . . Also registered 62 tackles (39 solo), which ranked eighth on the squad . . . Recovered three fumbles, forced two fumbles and knocked down a pair of passes on the year as well . . . Recorded seven tackles, including a sack, in season opener vs. Indianapolis (8/31) . . . Tallied a season-high nine tackles vs. Chicago (10/27), when he recovered a fumble for the third straight game . . . Had six tackles and a sack vs. Buffalo (11/17), and six tackles, including a season-high 1.5 sacks, at Oakland (11/30) . . . Turned in another six-tackle effort, vs. Detroit (12/7), when he came up with a sack and a forced fumble on the same play . . . The fumble

was recovered by Jason Taylor at the Lions' 18 and led to a field goal . . . Also came up with a sack in season finale vs. New England (12/22) . . . Started at left end in Dolphins' 17-3 First-Round playoff loss at New England (12/28), and registered a sack.

1996 – Played in all 16 games with nine starts . . . Finished with 37 tackles (28 solo), two fumble recoveries, three forced fumbles, one pass defended and team-high 12 sacks . . . Posted two tackles, including 1.5 sacks at Indianapolis (9/23) . . . Had outstanding game at Buffalo (10/13) with five tackles, 2.5 sacks and a fumble recovery . . . His 2.5 sacks matched his single game career high during the regular season, which he first established on November 21, 1993, at Kansas City with the Chicago Bears, and was his first multiple-sack contest since he had two sacks on September 4, 1994, against Tampa Bay with the Bears . . . In that Bills game, he recorded his 50th career sack, and became the 62nd player to reach the 50-sack milestone since the statistic became official in 1982 . . . Recorded three tackles and a sack against Dallas (10/27) . . . Registered two tackles and added a forced fumble and a fumble recovery on the same play when he tackled Jerome Bettis, forced Bettis to fumble, and then recovered that fumble against Pittsburgh (11/25) . . . Closed season strong with 6.5 sacks in final three games of season . . . Made seven tackles with 2.5 sacks (including a shared sack with Calvin Jackson) and also added a forced fumble against N.Y. Giants (12/8) . . . Had four tackles, two sacks and also added one forced fumble against Buffalo (12/16) . . . Closed regular season with fourth multiple-sack game of season with two tackles and a pair of sacks at N.Y. Jets (12/22) . . .

AMONG SACK LEADERS: Led Dolphins with a career-high 12 sacks . . . Ranked seventh in AFC and tied for 12th in NFL in sacks . . . His 12 sacks marked the highest single-season total of his career, surpassing his previous single season high of 11.5 sacks in 1993 with the Bears . . . Sack total was fifth-highest single-season total in team history and most since Bryan Cox had 14 sacks in 1992 . . . Had four multiple sack games during the season, including multi-sack games in three straight contests (each of the three last games of the year), when he totaled 6.5 sacks in those three games . . . In addition, his 12 sacks, combined with Daniel Stubbs' nine sacks, is the fifth- highest single-season sack total by a pair of Dolphins in club history:

DOLPHINS SINGLE-SEASON SACK COMBINATIONS

YEAR	PLAYER	SACKS	PLAYER	SACKS	TOTAL
1973	Vern Den Herder	10.0	Bill Stanfill	18.5	28.5
1983	Doug Betters	16.0	Bob Baumhower	8.0	24.0
1984	Doug Betters	14.0	Charles Bowser	9.0	23.0
1983	Doug Betters	16.0	Charles Bowser	6.5	22.5
1996	TRACE ARMSTRONG	12.0	DANIEL STUBBS	9.0	21.0

In addition, Armstrong and Stubbs combined to rank tied for fifth in the NFL and second in the AFC in combined sacks from a tandem:

TOP NFL SACK TANDEM IN 1996

TEAM	PLAYER	SACKS	PLAYER	SACKS	TOTAL
Carolina	Kevin Greene	14.5	Lamar Lathon	13.5	28.0
Seattle	Michael Sinclair	13.0	Michael McCreary	12.5	25.5
S.F.	Roy Barker	12.5	Bryant Young	11.5	24.0
Buffalo	Bruce Smith	13.5	Phil Hansen	8.0	21.5
MIAMI	TRACE ARMSTRONG	12.0	DANIEL STUBBS	9.0	21.0
Phil.	William Fuller	13.0	Mike Mamula	8.0	21.0
Minn.	John Randle	11.5	Fernando Smith	9.5	21.0

The chart is limited to one tandem per team and as a result does not include multiple sack tandems from the same team, involving San Francisco's Barker, Young and Doleman (11 sacks) and Seattle's Sinclair, McCreary and Cortez Kennedy (eight sacks).

1995 – Played in 15 regular season games and one playoff contest for Dolphins . . . Acquired by Miami in a trade with the Chicago Bears on April 4, 1995, in exchange for second and third round draft choices in 1995 . . . Finished with 25 tackles (17 solo), one fumble recovery, two forced fumbles and ranked fourth on team with 4.5 sacks . . . Had a half-sack and forced a fumble to set up touchdown drive against Pittsburgh (9/18) . . . Registered three tackles and a

sack at Cincinnati (10/1) . . . Recorded a sack against Indianapolis (10/8) . . . Forced and recovered a fumble on same play to set up touchdown drive at New Orleans (10/15) . . . Did not play at N.Y. Jets (10/22) due to a knee injury . . . Had two tackles and a sack against San Francisco (12/20) . . . Registered two tackles and a sack in season finale at St. Louis (12/24) . . . Came off bench in First-Round Playoff game at Buffalo (12/30) and had one tackle.

1994 – Started 15 regular season and both playoff contests for the Bears . . . Finished with 60 tackles (34 solo), one forced fumble, one blocked field goal, one pass defended and team-high 7.5 sacks . . . Posted two sacks in season opener against Tampa Bay (9/4) . . . Deflected a field goal attempt against New Orleans (10/9) . . . Had a forced fumble at Tampa Bay (11/6) . . . Suffered hyperextended left elbow in practice (11/10) and was inactive for contest at Miami (11/13) . . . Recorded seven tackles and a sack at Green Bay (12/11) . . . Closed season with eight tackles against New England (12/24) . . . Started both playoff games . . . Named NFC Defensive Player of the Week in First-Round Playoff contest at Minnesota (1/1/95) with five tackles and two sacks.

1993 – Started all 16 games . . . Finished with 58 tackles (34 solo), three forced fumbles, three fumbles recovered, two passes defended and 11.5 sacks . . . Had six tackles and a pair of sacks at Philadelphia (10/10) . . . Named NFC Defensive Player of the Week with three tackles, one forced fumble, two fumble recoveries and two sacks at Detroit (11/25) on Thanksgiving Day . . . Established a regular season career high (since equaled) with 2.5 sacks at Kansas City (11/21) . . . Registered a season-high eight tackles and added two sacks at Tampa Bay (12/12).

1992 – Started 14 games . . . Finished with 75 tackles (40 solo), one forced fumble, one fumble recovery and 6.5 sacks . . . Earned a game ball for nine tackles and a sack in opener against Detroit (9/6) . . . Forced and recovered a fumble against N.Y. Giants (9/21) . . . Missed second half of game at Minnesota (10/4) with a respiratory infection . . . Had a season-high seven solo tackles against Cincinnati (9/28) . . . Did not play at Tampa Bay (11/15) with an injured ankle . . . Posted a season-high ten tackles and a sack at Cleveland (11/29) . . . Inactive at Houston (12/7) with a sore knee.

1991 – Started 12 regular season games and one playoff contest . . . Finished with 56 tackles (26 solo) and 1.5 sacks . . . Had a season-best 11 tackles against N.Y. Giants (9/15) and earned game ball as member of field goal defense team . . . Suffered strained right knee ligaments in overtime against N.Y. Jets (9/23) after recording nine tackles . . . Placed on Injured Reserve on September 25 . . . Missed four games on I.R. . . . Posted first full sack of season against Green Bay (12/8) . . . Earned a game ball in shutout win against Tampa Bay (12/14).

1990 – Started all 16 regular season games and both playoff contests . . . Finished with 82 tackles (33 solo), two forced fumbles, two fumble recoveries, four passes defended and ten sacks . . . Named NFC Defensive Player of the Month for September with 25 tackles, five sacks, two forced fumbles, one fumble recovery and one pass defended . . . Earned game balls for two sack performances against Seattle (9/9) and at Green Bay (9/16) . . . Had 11 tackles against Minnesota (9/23) . . . Posted at least one sack in five of six games from October 28 through December 2 . . . Spent night in hospital receiving intravenous fluids before Lions game (12/16) but played the entire game and led team with eight tackles . . . Started both playoff games . . . Finished with totals of eight tackles (three solo) and two sacks . . . Had a sack and blocked field goal attempt in playoff game against New Orleans (1/6/91).

1989 – Played in 15 games with 14 starts as a rookie . . . Finished with 80 tackles (37 solo), one forced fumble, one fumble recovery and five sacks . . . Selected to numerous all-rookie teams . . . Earned game ball at Detroit (9/24) with seven tackles and first NFL sack . . . Suffered severely sprained ankle at Tampa Bay (10/8) but missed just one game . . . Posted a season-high 11 tackles against Tampa Bay (11/19) . . . First-round draft choice (12th overall, second defensive lineman) of Chicago in 1989.

COLLEGE

Played final season at Florida after transferring from Arizona State . . . Granted immediate eligibility after NCAA waived its transfer rule in unusual academic status case from high school . . . Named first-team All-America by The Sporting News and second-team from Football News as a senior . . . Voted first-team All-Southeastern Conference . . . Started at left tackle and posted 59 tackles, a school-record 19 tackles for loss and seven sacks . . . Had left knee scope after the Vanderbilt game in which he had seven tackles, two tackles for loss, a fumble recovery and a sack . . . Returned for next game against Auburn and had six tackles and a sack . . . Started ten games as a junior for Arizona State . . . Led team with seven sacks and ten tackles

for loss . . . Best outing was six tackles and three sacks against UTEP . . . Played in eight games with two starts as a sophomore . . . Finished with 26 tackles, a sack and a pair of tackles for loss . . . Appeared in ten games with three starts as a freshman . . . Redshirted in 1984 . . . Holds B.S. in psychology.

PERSONAL

Married to Tami (2/2/92), couple resides in Gainesville, Fla., with sons, Jared (9/12/93), Jackson (11/13/95) and Matthew (2/28/00). . . Lettered three years at inside linebacker at John Carroll High School in Birmingham, Ala. . . Named all-state and was among Birmingham News' top 12 players in Alabama . . . Winner of 1989 Brian Piccolo Award, voted on by Bear teammates following season . . . Board member of Brian Piccolo Foundation . . . Served as spokesperson for Les Turner Amyotrophic Lateral Sclerosis Foundation (ALS) . . . One of 50 NFL players who donated \$10,000 to the United Negro College Funds to commemorate the 50-year anniversary of the organization . . . Has participated in events benefiting the Cystic Fibrosis Foundation . . . Member of the "Crunch on Paralysis" team, along with Jason Taylor and Zach Thomas, and will make a donation for every sack and tackle they make in 2000 to the Miami Project to Cure Paralysis . . . Currently serves as president of NFL Players Association . . . Youngest member to ever serve on NFLPA six-member executive committee . . . Was inducted to the University of Florida Athletic Hall of Fame in April of 2000 . . . Born October 5, 1965, in Bethesda, Md.

NFL REGULAR SEASON STATISTICS

YEAR	TEAM	G-S	TACK.	ASST.	TOTAL	FUM. REC.	FOR. FUM.	QB SACK	YDS LOST
1989	Chicago	15-14	37	43	80	1	1	5	17.0
1990	Chicago	16-16	33	49	82	2	2	10	59.0
1991	Chicago	12-12	26	30	56	0	0	1½	8.0
1992	Chicago	14-14	40	35	75	1	1	6½	35.0
1993	Chicago	16-16	34	24	58	3	3	11½	57.0
1994	Chicago	15-15	34	26	60	1	0	7½	52.0
1995	Miami	15-0	17	8	25	1	2	4½	20.0
1996	Miami	16-9	28	9	37	2	3	12	81.5
1997	Miami	16-16	39	23	62	3	2	5½	45.0
1998	Miami	16-0	22	9	31	1	1	10½	63.0
1999	Miami	16-2	20	7	27	0	1	7½	55.5
11-YEAR TOTALS		167-114	330	263	593	15	16	82	493.0
MIAMI TOTALS		79-27	126	56	182	7	9	40	265.0

NFL PLAYOFF STATISTICS

YEAR	TEAM	G-S	TACK.	ASST.	TOTAL	FUM. REC.	FOR. FUM.	QB SACK	YDS LOST
1990	Chicago	2-2	3	5	8	0	0	2	19.0
1991	Chicago	1-1	0	0	0	0	0	0	0.0
1994	Chicago	2-2	5	4	9	0	0	2	11.0
1995	Miami	1-0	2	0	2	0	0	0	0.0
1997	Miami	1-1	1	0	1	0	0	1	7.0
1998	Miami	2-0	1	0	1	0	1	1	3.0
1999	Miami	2-0	5	1	6	0	0	3	12.0
PLAYOFF TOTALS		11-6	17	10	27	0	1	9	52.0
MIAMI TOTALS		6-1	9	1	10	0	1	5	22.0

ADDITIONAL STATS

Passes Defended: (Chicago) 1 in 1989, 4 in 1990, 2 in 1993, 1 in 1994, (Miami) 1 in 1995, 1 in 1996, 2 in 1997 for total of 12


Blocked Field Goals: (Chicago) 1 in 1994 (P-1)

SINGLE-GAME HIGHS

Most Sacks: *3.0 at Seattle, 1/9/00
2.5 at Kansas City, 11/21/93
2.5 at Buffalo, 10/13/96

2.5 vs. N.Y. Giants, 12/8/96
2.5 at Oakland, 12/6/98
2.0 ten times (last time: at Oakland, 10/31/99)

* Playoff Game



JOHN BOCK

6-3 • 295

Center/Guard

Born: 2/11/71

College: Indiana State '94

Acquired: FA, 1996 • Signed Through: 2000

NFL: Sixth Season • Dolphins: Fifth Season

#60

PRO CAREER

Played in each of the first seven games of the 1999 season in a reserve role . . . Sustained a torn anterior cruciate ligament in his left knee in the seventh game of the year, at Oakland (10/31) . . . Was placed on Injured Reserve on November 2, and missed each of the final nine regular season contests and both playoff matchups . . . Underwent reconstructive surgery on November 10 to repair the damage . . . The surgery was performed by Dolphins team physician Dr. John Uribe at HealthSouth Doctor's Hospital in Coral Gables . . . Played in all 16 regular season games in 1998, starting six of them . . . Had first starting assignment of the year vs. Indianapolis (11/8), when he opened at left guard in place of an injured Mark Dixon (neck) . . . Went on to start each of the final five contests, all at left guard after Dixon was placed on Injured Reserve . . . Was awarded an offensive game ball for his performance vs. New Orleans (11/29) when the Dolphins amassed 375 yards of total offense and 24 first downs . . . Appeared in both playoff games following the season, including one start . . . Opened at left guard in Divisional loss at Denver (1/9/99) . . . Played in 14 games in 1997 with starts in three contests . . . Did not play in two of first three games: vs. Tennessee (9/7) and at Green Bay (9/14) . . . Opened at center at N.Y. Jets (10/12) in place of an injured Tim Ruddy (knee) . . . Saw significant time at right guard in second half vs. N.Y. Jets (11/9) after starter Everett McIver sustained a knee injury . . . Started at right guard vs. Buffalo (11/17) and at New England (11/23) in place of McIver . . . Saw action as a reserve in Dolphins' 17-3 First-Round Playoff loss at New England (12/28/97), the initial postseason game of his NFL career . . . Played in two games in 1996 . . . Was inactive for two games and dressed but did not play in six contests . . . Signed by Dolphins on October 16, 1996 . . . Made Dolphins debut against N.Y. Giants (12/8) . . . Also saw action against Buffalo (12/16) . . . Played in ten games with seven starts for N.Y. Jets in 1995 . . . Started the final six games of season . . . Made five starts at center and two at right guard . . . Also saw time as a reserve third tight end in short-yardage situations and on special teams . . . Was one of four rookie free agents to make Jets' roster . . . Joined Jets after playing for the Amsterdam Admirals of World League in the spring . . . Started all 10 contests at guard and handled long snapping duties for the Admirals . . . Originally signed with the Buffalo Bills as a rookie free agent in 1994, but was released during training camp.

COLLEGE

One-year starter at Indiana State . . . Earned all-conference honors as a senior . . . Transferred from Louisville following his junior season . . . Was a three-year starter at Louisville . . . Started on the Cardinals' Fiesta Bowl team as sophomore . . . Holds B.S. in sociology.

PERSONAL

Married to Caren, couple resides in Weston, Fla., with daughters Brittany and Ashley . . . Three-sport letterman at Crystal Lake (Ill.) Central High School . . . Assisted in building a house for

Habitat for Humanity each of the last three years . . . Has participated in events benefiting the Cystic Fibrosis Foundation . . . Full name is John Matthew Bock, born February 11, 1971, in Crystal Lake, Illinois.

NFL REGULAR SEASON STATISTICS


GAMES/STARTS: (N.Y. Jets) 1995: 10/7, (Miami) 1996: 2/0, 1997: 14/3, 1998: 16/6, 1999: 7/0
5-YEAR TOTALS: 49/16 **MIAMI TOTALS:** 39/9

NFL PLAYOFF STATISTICS

GAMES/STARTS: 1997: 1/0, 1998: 2/1 **PLAYOFF TOTALS:** 3/1 **MIAMI TOTALS:** 3/1

ADDITIONAL STATS

Miscellaneous Tackles: 1 in 1998



TIM BOWENS

6-4 • 320

Defensive Tackle

Born: 2/7/73

College: Mississippi '95

Acquired: D1, 1994 • **Signed Through:** 2002

NFL: Seventh Season • **Dolphins:** Seventh Season

#95

PRO CAREER

1999 – Started 15 of the 16 games in which he played at left defensive tackle . . . Finished with 45 total tackles (28 solo), 1.5 sacks for 5.5 yards lost and a pass defended . . . Tallied five stops in 16-13 victory over Philadelphia (10/24), as Dolphins held the Eagles' offense without a touchdown . . . Was awarded a defensive game ball for his performance in the Eagles game . . . Posted four stops in win at Oakland (10/31), and was awarded a defensive game ball . . . Came up with two tackles, including a half-sack in 17-0 shutout victory over Tennessee (11/7), and received a defensive game ball for his performance . . . Notched a season-high seven tackles at Buffalo (11/14) . . . Was credited with a half-sack vs. New England (11/21) . . . Recorded six tackles vs. Indianapolis (12/5) . . . Had three tackles and a half-sack vs. N.Y. Jets (12/12) . . . Turned in a five-tackle effort vs. San Diego (12/19) as Dolphins held the Chargers without a touchdown in 12-9 win . . . Did not start vs. N.Y. Jets (12/27) as Miami opened with six defensive backs . . . That snapped a string of 92 straight games in which Bowens had started, dating back to his rookie season of 1994 . . .

CONSECUTIVE GAMES PLAYED: Has appeared in all 96 regular season games in his six-year NFL career . . . That streak of having played in 96 consecutive contests is the longest current streak on the team and is the eighth-longest in club history:

MOST CONSECUTIVE GAMES PLAYED IN DOLPHINS HISTORY

YEARS OF			YEARS OF		
PLAYER	GAMES	STREAK	PLAYER	GAMES	STREAK
1. Jim Langer	128	1970-79	6. Jeff Cross	104	1988-94
2. Garo Yepremian	127	1970-78	7. Dick Anderson	98	1968-74
3. Bob Baumhower	125	1977-84	8. TIM BOWENS	96*	1994-99
4. Richmond Webb	118	1991-98	9. Vern Den Herder	95	1971-77
5. Dwight Stephenson	107	1980-87	Dan Marino	95	1987-93

* - active streak

PLAYOFFS: Started both playoff games following the 1999 season at left defensive tackle . . . Totaled five stops, including a sack . . . Recorded four tackles in First-Round victory at Seattle (1/9) . . . Came up with the first postseason sack of his career in Divisional contest at Jacksonville (1/15) . . . Has started all seven playoff games in which he has played in his career . . . Has registered 19 tackles and a sack in those seven contests.

1998 – Started all 16 regular season games at left defensive tackle . . . Was an integral part of a defense that allowed a league-low 265 points . . . Finished with 44 total tackles and a pass defended . . . Was voted as a starter to the AFC Pro Bowl squad, the initial Pro Bowl selection of his career and the only Dolphin chosen in 1998 . . . Did not play, however, due to a torn right biceps tendon . . . Registered seven tackles in season-opener at Indianapolis (9/6) . . . Had five stops the following week vs. Buffalo (9/13) when he received a defensive game ball as Miami held the Bills to just seven points on the afternoon . . . Had two stops and was awarded a defensive game ball for his performance in shutout victory over Pittsburgh (9/20) . . . Amassed six tackles at N.Y. Jets (10/4) . . . Registered five tackles in season-finale at Atlanta (12/27) . . . Sustained a torn right biceps tendon in First-Round Playoff victory against Buffalo (1/2/99) . . . Was on Injured Reserve for Divisional contest at Denver (1/9/99) . . . Signed a five-year contract extension through 2002 on August 25, 1998, after signing the one year tender for a franchise player on August 21 . . .

PRO BOWL: Was named as a starter at defensive tackle for the AFC in the 1998 Pro Bowl, the only Dolphin named to the squad . . . Became the first Dolphin to be chosen to the Pro Bowl since tackle Richmond Webb in 1996, and the first Miami starter since 1995, when Webb, quarterback Dan Marino and guard Keith Sims all were selected to start the game . . . Became the first defensive player to be picked as a starter since linebacker Bryan Cox in 1992, and the first defensive lineman chosen since Jeff Cross in 1990 . . . He also became the first Dolphins defensive tackle to be picked since Brian Sochia in 1988, and he is only the second defensive tackle in team history to be named a Pro Bowl starter, joining Bob Baumhower, who was selected in 1983.

1997 – Started all 16 games at left defensive tackle . . . Was voted by his teammates as the defensive captain on November 5 . . . Finished the year with 70 total tackles, five sacks for 43.5 yards lost, one fumble recovery, two forced fumbles and four passes defended . . . Tackle total represented the second-most of his career and ranked seventh on the squad . . . Five sacks were a career-best as well, and tied for second on the club . . . Opened the season with six tackles, including a sack, vs. Indianapolis (8/31) . . . Recorded six stops and a sack vs. Kansas City (10/5) . . . Had one sack among four tackles at N.Y. Jets (10/12) . . . Tallied a season-high nine tackles, including a half-sack, vs. Chicago (10/27) . . . Posted seven tackles the following week at Buffalo (11/2) . . . Turned in best performance of the season at Oakland (11/30), when he matched a season-high with nine tackles, and registered a season-best 1.5 sacks, including a forced fumble, fumble recovery and his first career touchdown . . . Along with Zach Thomas, sacked Raiders QB Jeff George in the end zone, and in the process stripped George of the ball and recovered it for his first career score . . . It marked the first time a Dolphins defensive lineman scored a touchdown since Chuck Klingbeil scored a TD when he recovered a fumble by Packers QB Don Majkowski in the end zone on September 22, 1991 vs. Green Bay . . . Started at left tackle in Dolphins' 17-3 First-Round Playoff loss at New England (12/28) and recorded four tackles.

1996 – Started all 16 games at right defensive tackle . . . Finished with a career-high 75 tackles (57 solo), three sacks, one fumble recovery, two forced fumbles and three passes defended . . . Finished second on the team in tackles twice . . . Opened season with five tackles and added one pass defended and one fumble recovery against New England (9/1) . . . Recorded five tackles and a pass defended against N.Y. Jets (9/15) . . . Registered five tackles, one forced fumble and a pair of sacks for his first career multiple sack game, at Buffalo (10/13) . . . Recorded eight tackles at Philadelphia (10/20) . . . Finished second on the team with nine tackles at Houston (11/17) . . . Had four tackles and a sack against N.Y. Giants (12/8).

1995 – Started all 16 regular season games and one playoff contest . . . Finished with 52 tackles (44 solo), two sacks, two fumble recoveries, two forced fumbles and four passes defended . . . Opened the season with three tackles and a pass defended against N.Y. Jets (9/3) . . . Posted two tackles, including two half-sacks (shared with Marco Coleman and Dion Foxx) and recovered a fumble against Pittsburgh (9/18) . . . Recorded four tackles and one pass defended at New Orleans (10/15) . . . Tied for team lead with six tackles and a sack at N.Y. Jets (10/22) . . . Registered seven tackles and also deflected an 18-yard field goal attempt by Matt Bahr against New England (11/12) . . . Had four tackles, two forced fumbles, and one fumble

recovery against Kansas City (12/11), marking the second time in his career with two forced fumbles; he also forced a pair of fumbles at N.Y. Jets on Nov. 27, 1994 . . . Recorded six tackles and one pass defended at Buffalo (12/17) . . . Posted four tackles in AFC First-Round Playoff game at Buffalo (12/30).

1994 – Played in all 16 regular season games with 15 starts and started both playoff contests as a rookie . . . Earned numerous rookie honors including NFL Defensive Rookie of the Year by both Associated Press and Pro Football Weekly . . . Finished with 63 tackles (45 solo), three sacks, three forced fumbles, one fumble recovery and three passes defended . . . Important part of Dolphins defense which set team record for fewest rushing yards allowed in a season . . . Made NFL debut in starting role at defensive tackle against New England (9/4) and had three tackles . . . Saw only reserve action of season as team opened in nickel defense at Green Bay (9/11) . . . Posted four tackles and first NFL sack, at Minnesota (9/25) . . . Had nine tackles at Buffalo (10/9) . . . Finished with nine tackles against Indianapolis (11/6) . . . Recorded nine tackles, one pass defended and a fumble recovery against Chicago (11/13) . . . Had exceptional game at N.Y. Jets (11/27) with seven tackles, one sack and two forced fumbles . . . Closed regular season with one tackle and a sack against Detroit (12/25) . . . Started both playoff contests . . . Finished with six tackles (four solo) and a pass defended . . . First-round draft choice (20th overall) of Miami in 1994 . . .

ROOKIE HONORS: One of the most honored NFL rookies in 1994 . . . Named NFL Defensive Rookie of the Year by Associated Press and Pro Football Weekly . . . Became first Dolphins player to win AP's defensive rookie award since A.J. Duhe in 1977 . . . Picked as second-team All-AFC by United Press International . . . Selected as Tommy Fitzgerald Award winner as outstanding Miami rookie in training camp . . . Named to all-rookie teams of College and Pro Football Newsweekly, Football News, Pro Football Weekly and Pro Football Writers of America . . . Voted by South Florida media as Dolphins' Rookie of the Year and Outstanding Defensive Lineman.

COLLEGE

One-year starter at Mississippi . . . Transferred from Itawamba (Miss.) Community College . . . Left school following junior campaign . . . Played in nine games with seven starts in his final season . . . Key member of nation's top defense . . . Named second-team All-Southeastern Conference . . . Recorded 53 tackles (47 solo) and six sacks . . . Added one forced fumble, one fumble recovery and one interception . . . Responded with three tackles, three quarterback pressures, a forced fumble and an interception in first collegiate start, against Vanderbilt . . . Sat out contests against Northern Illinois and Mississippi State to concentrate on academics . . . Lettered twice at Itawamba Community College . . . Named All-American, all-region and all-state as a sophomore . . . Recorded 58 tackles (45 solo), eight sacks, two fumble recoveries and two forced fumbles . . . Had five sacks and was named most valuable player of the Mineral Bowl . . . Named all-state as a freshman . . . Recorded 50 tackles (38 solo), two fumble recoveries, one forced fumble and five sacks . . . Majored in criminal justice.

PERSONAL

Single, resides in Williams Island, Fla . . . Has two sons, Camrin Deion (3/15/96) and Tim, Jr. (6/14/99) . . . Attended Okolona (Miss.) High School . . . Named all-state and was a two-time all-district selection . . . Lettered as a tight end and linebacker . . . Led team to an 11-2 record and Class AA state semifinals as a senior . . . Lettered three times in football and twice in basketball . . . Enjoys shooting pool . . . Lists "Friday" as favorite movie, "Martin" as favorite television show and Ice Cube as favorite recording artist . . . Full name is Timothy L. Bowens, born February 7, 1973, in Okolona, Miss.

NFL REGULAR SEASON STATISTICS

YEAR	TEAM	G-S	TACK.	ASST.	TOTAL	FUM. REC.	FOR. FUM.	QB SACK	YDS LOST
1994	Miami	16-15	45	18	63	1	3	3	27.0
1995	Miami	16-16	44	8	52	2	2	2	16.0
1996	Miami	16-16	57	18	75	1	2	3	16.0
1997	Miami	16-16	48	22	70	1	2	5	43.5
1998	Miami	16-16	29	15	44	0	0	0	0.0
1999	Miami	16-15	28	17	45	0	0	1½	5.5
6-YEAR TOTALS		96-94	251	98	349	5	9	14½	108.0

NFL PLAYOFF STATISTICS

YEAR	TEAM	G-S	TACK.	ASST.	TOTAL	FUM. REC.	FOR. FUM.	QB SACK	YDS LOST
1994	Miami	2-2	4	2	6	0	0	0	0.0
1995	Miami	1-1	2	2	4	0	0	0	0.0
1997	Miami	1-1	3	1	4	0	0	0	0.0
1998	Miami	1-1	0	0	0	0	0	0	0.0
1998	Miami	2-2	5	0	5	0	0	1	7.0
PLAYOFF TOTALS		7-7	14	5	19	0	0	1	7.0


ADDITIONAL STATS

Passes Defensed: 3 in 1994, 4 in 1995, 3 in 1996, 4 in 1997, 1 in 1998, 1 in 1999 for total of 16 (P-1)

Defensive Touchdowns: 1 fumble recovery in 1997

SINGLE-GAME HIGHS

Most Sacks: 2.0 at Buffalo, 10/13/96
1.5 at Oakland, 11/30/97



LORENZO BROMELL

6-6 • 275

Defensive End

Born: 9/23/75

College: Clemson '98

Acquired: D4, 1998 • **Signed Through:** 2000

NFL: Third Season • **Dolphins:** Third Season

#91

PRO CAREER

1999 – Appeared in 15 regular season games, including one start . . . Finished the year with 20 total tackles (14 solo) and five sacks for 31 yards in losses . . . Sack total tied for third on the team, along with Daryl Gardener . . . Opened the season with four tackles at Denver (9/13) . . . In addition, blocked a Jason Elam 44-yard field goal attempt . . . Terrell Buckley returned the blocked kick 43 yards to the Broncos' 36 and the Dolphins went in for a touchdown to tie the score at seven in a game they won 38-21 . . . Came up with three tackles, including a pair of sacks, at New England (10/17), marking the third multiple sack game of his career . . . Recorded four tackles and 1.5 sacks the following week vs. Philadelphia (10/24) as the Dolphins held the Eagles' offense without a touchdown . . . Was awarded a defensive game ball for his performance in the Philadelphia contest . . . Lone start of the season came vs. N.Y. Jets (12/27) when Dolphins opened with six defensive backs and Bromell started at right defensive tackle . . . Was inactive for season finale at Washington (1/2) . . .

SACKS OVER FIRST TWO YEARS: In his two seasons Miami, Bromell has accumulated 13 sacks, the fifth-highest total ever by a Dolphin in his first two NFL seasons:

MOST SACKS BY A DOLPHIN IN HIS FIRST TWO SEASONS

PLAYER	FIRST-YEAR SACKS	SECOND-YEAR SACKS	TOTAL SACKS
1. Bryan Cox	2.0 (1991)	14.0 (1992)	16.0
2. A.J. Duhe	7.0 (1977)	8.0 (1978)	15.0
3. Jason Taylor	5.0 (1997)	9.0 (1998)	14.0
Bill Stanfill	8.0 (1969)	6.0 (1970)	14.0
5. LORENZO BROMELL	8.0 (1998)	5.0 (1999)	13.0

PLAYOFFS: Appeared in both playoff games following the 1999 season in a reserve role . . . Registered one tackle . . . In his career, has played in four postseason contests and recorded one stop.

1998 – Played in 14 regular season games and both playoff contests, all in a reserve capacity . . . Was inactive for two more games . . . Finished the year with 34 tackles, including eight sacks for 62 yards in losses . . . Sack total ranked third on the club . . . Also recovered a fumble and forced a fumble . . . Dolphins were 5-1 in games where he had a sack . . . Was inactive for season-opener at Indianapolis (9/6) with a knee injury sustained during the preseason . . . Made NFL debut the following week, in a reserve role vs. Buffalo (9/13), and registered three tackles, including the first two sacks of his NFL career, for 21 yards in losses . . . Two sacks were among a season-high eight for the Dolphins on the day . . . His personal total also tied for the third-highest ever by a Dolphins rookie in a game . . . Had two tackles and a sack in shutout victory over Pittsburgh (9/20) . . . Tallied a season-high five tackles, including a sack, in shutout win over St. Louis (10/18) . . . Had two tackles and a sack at New England (11/23) . . . Came up with three tackles, two sacks, a fumble recovery and a forced fumble in win over New Orleans (11/29) . . . Had one tackle, a six-yard sack of Denver QB Bubba Brister, in Monday night win over Denver (12/21) . . . The sack in the Broncos game was his eighth of the season, tying Bill Stanfill's club single-season mark for most sacks by a rookie . . . Came up with five tackles in season finale at Atlanta (12/27) . . . Underwent successful surgery on his left shoulder on January 11, 1999 . . . The surgery was performed by team physician Dr. John Uribe at HealthSouth Doctor's Hospital in Coral Gables . . . Fourth round draft choice by Miami (102nd overall) in 1998, with a pick acquired from Philadelphia in a draft day trade-up . . .

AMONG ROOKIE SACK LEADERS: With eight sacks in 1998, Bromell equaled Bill Stanfill's mark for most sacks by a rookie in a season in team history . . . Stanfill achieved his total in 1969 . . . In addition, Bromell registered two sacks in a game twice during the course of the season, tied for the third-highest total by a Dolphins rookie in a game:

MIAMI DOLPHINS ROOKIE SACK LEADERS

SEASON			GAME		
PLAYER	YEAR	SACKS	PLAYER	DATE	OPP. SACKS
1. LORENZO BROMELL	1998	8.0	1. A.J. Duhe	11/6/77	at N.Y. Jets 3.0
Bill Stanfill	1969	8.0	2. Marco Coleman	10/25/92	vs. Ind. 3.0
3. A.J. Duhe	1977	7.0	3. LORENZO BROMELL	9/13/98	vs. Buff. 2.0
4. Marco Coleman	1992	6.0	LORENZO BROMELL	11/29/98	vs. N.O. 2.0
5. Derrick Rodgers	1997	5.0	Nine others		
Jason Taylor	1997	5.0			

Bromell's sack total tied for first among NFL rookies in 1998, along with Packers DE Vonnie Holliday . . . Of the top seven rookie sackers in the NFL in 1998, Bromell was one of only three who was not a first-round draft choice:

MOST SACKS BY AN NFL ROOKIE IN 1998

PLAYER	TEAM	ROUND DRAFTED	OVERALL PICK	SACKS
1. LORENZO BROMELL	MIAMI	4	102	8.0
Vonnie Holliday	Green Bay	1	19	8.0
3. Greg Ellis	Dallas	1	8	3.0
Michael Myers	Dallas	4	100	3.0
Brian Simmons	Cincinnati	1	17	3.0
Greg Spires	New England	3	83	3.0
Grant Wistrom	St. Louis	1	6	3.0

When Bromell's sack total is combined with fellow rookie lineman Kenny Mixon's two, Miami had the top rookie sack tandem in the NFL in 1998:

TOP NFL ROOKIE SACK TANDEM IN 1998

TEAM	PLAYER	SACKS	PLAYER	SACKS	TOTAL
MIAMI	LORENZO BROMELL	8.0	KENNY MIXON	2.0	10.0
Green Bay	Vonnie Holliday	8.0	Billy Lyon	1.0	9.0
Dallas	Greg Ellis	3.0	Michael Myers	3.0	6.0
Cincinnati	Brian Simmons	3.0	Takeo Spikes	2.0	5.0

Only one tandem per team is included, therefore top tandems do not include Jude Waddy of Green Bay (1.0) and Steve Foley of Cincinnati (2.0).

POSTSEASON HONORS: Following the 1998 season, Bromell was named to the All-Rookie teams of College and Pro Football Newsweekly and The Football News.

COLLEGE

Was a two-year letterman (1996-97) and one-year starter at Clemson after transferring from Georgia Military College, where he played two seasons (1994-95) for current Dolphins defensive assistant Robert Nunn, who was the head coach there at the time . . . Was a second-team All-Atlantic Coast Conference pick as a senior in 1997 when he registered 59 total tackles, six sacks, 14 tackles for loss and a fumble recovery . . . Notched eight sacks in his two seasons for the Tigers . . . Majored in speech communications.

PERSONAL

Single, splits residence between Bronx, N.Y. and Fort Lauderdale, Fla . . . Lettered in football and basketball at Chocee High School in Georgetown, S.C. . . Enjoys playing basketball and video games in spare time . . . Lists "Terminator 2" as favorite movie, "Martin" as favorite television show and Wu-Tang Clan as favorite musical group . . . Full name is Lorenzo Alexis Bromell, born September 23, 1975, in Georgetown, S.C.

NFL REGULAR SEASON STATISTICS

YEAR	TEAM	G-S	TACK.	ASST.	TOTAL	FUM. REC.	FOR. FUM.	QB SACK	YDS LOST
1998	Miami	14-0	20	14	34	1	1	8	62.0
1999	Miami	15-1	14	6	20	0	0	5	31.0
2-YEAR TOTALS		29-1	34	20	54	1	1	13	93.0

NFL PLAYOFF STATISTICS

YEAR	TEAM	G-S	TACK.	ASST.	TOTAL	FUM. REC.	FOR. FUM.	QB SACK	YDS LOST
1998	Miami	2-0	0	0	0	0	0	0	0.0
1999	Miami	2-0	1	0	1	0	0	0	0.0
PLAYOFF TOTALS		4-0	1	0	1	0	0	0	0.0


ADDITIONAL STATS

Blocked Kicks: 1 FG in 1999

SINGLE-GAME HIGHS

Most Sacks:

2.0 vs. Buffalo, 9/13/98
2.0 vs. New Orleans, 11/29/98
2.0 at New England, 10/17/99



AUTRY DENSON

5-10 • 195

Running Back

Born: 12/8/76

College: Notre Dame '99

Acquired: FA, 1999 • **Signed Through:** 2000

NFL: Second Season • **Dolphins:** Second Season

#21

PRO CAREER

1999 – Was selected by Tampa Bay in the seventh-round (233rd overall) of the 1999 draft ... Was waived by the Bucs on September 5 and signed to the team's practice squad on September 7 ... Signed with the Dolphins to the 53-man roster on October 20 ... Played in six regular season games with Miami, including one start ... Was inactive for four games, dressed but did not see action in one other ... Rushed for 98 yards on 28 attempts with a long run of 20, and caught four passes for 28 yards with a long of 10 ... Also contributed five tackles on special teams ... Made lone start of the year in season finale at Washington (1/2/00) ... Rushed for a game-high 80 yards on 21 carries with a long of 20 and caught three passes for 26 yards with a long of 10 in the Redskins contest ...

PLAYOFFS: Appeared in both playoff contests following the 1999 season in a reserve role ... Rushed for 29 yards on 13 attempts with a long of 17 ... Recorded one special teams tackle.

COLLEGE

In four seasons (1995-98) at Notre Dame, established himself as the school's all-time leading rusher with 4,318 yards and 43 touchdowns on 854 carries (5.0 avg.) ... Broke the record formerly held by Allen Pinkett (4,131 yards) ... Rushed for more than 1,000 yards in each of his final three seasons, joining Pinkett as the only player in school history to surpass the 1,000-yard rushing plateau three different times ... Also caught 53 passes for 432 yards and three touchdowns, returned 16 kickoffs for a 17.1-yard average and fielded 29 punts for a 10.5-yard average, including a touchdown, in his career ... Holds the school record with 5,327 career all-purpose yards ... Was a second-team All-America as a senior in 1998 when he started every game and rushed for 1,176 yards and 15 touchdowns on 251 carries ... Was voted as the team MVP and was a finalist for the Doak Walker Award that year ... Tallied a career-best 189 yards rushing against Baylor ... Ran for a career-high 1,268 yards and 12 touchdowns on 264 attempts in his junior campaign, the fourth-highest single-season rushing total in school history ... Also caught 30 passes for 175 yards and one touchdown ... Opened nine of 11 contests as a sophomore and rushed for 1,179 yards and eight scores on 202 carries ... Totaled 11 receptions for 111 yards and a pair of touchdowns as well ... As a true freshman in 1995, played in every game and rushed for 695 yards and eight touchdowns on 137 attempts ... Began his career as a cornerback before being switched to running back for the second game of his freshman season ... Earned degree in management information systems.

PERSONAL

Single, resides in Plantation, Fla ... Was a four-year letterman at Nova High School in Davie, just minutes from the Dolphins' training facility ... Finished his career by rushing for 4,738

yards and 66 touchdowns . . . Was team captain his junior and senior seasons . . . Rushed for 1,300 yards and a Broward County-record 18 touchdowns as a senior . . . Was a two-time all-state selection and was chosen as Broward County's Offensive Player of the Year each of his final two seasons . . . Recently appeared in music video for rap star Da Brat . . . Full name is Autry Lamont Denson, born December 8, 1976, in Lauderhill, Fla.

NFL REGULAR SEASON STATISTICS

YEAR	TEAM	RUSHING						RECEIVING			
		G-S	ATT.	YDS.	AVG.	LG	TD	NO.	YDS.	LG	TD
1999	Miami	6-1	28	98	3.5	20	0	4	28	10	0

NFL PLAYOFF STATISTICS

YEAR	TEAM	RUSHING						RECEIVING			
		G-S	ATT.	YDS.	AVG.	LG	TD	NO.	YDS.	LG	TD
1999	Miami	2-0	13	29	2.2	17	0	0	0	0	0

ADDITIONAL STATS

Special Teams Tackles: 5 in 1999 (P-1)

RUSHING BREAKDOWN

	1999						CAREER					
	G	NO	YDS	AVG	LG	TD	G	NO	YDS	AVG	LG	TD
Buffalo	-	-	-	-	-	-	-	-	-	-	-	-
Indianapolis	1	0	0	0.0	0	0	1	0	0	0.0	0	0
Miami	-	-	-	-	-	-	-	-	-	-	-	-
New England	1	0	0	0.0	0	0	1	0	0	0.0	0	0
N.Y. Jets	2	2	5	2.5	3	0	2	2	5	2.5	3	0
AFC East	4	2	5	2.5	3	0	4	2	5	2.5	3	0
Baltimore	-	-	-	-	-	-	-	-	-	-	-	-
Cincinnati	-	-	-	-	-	-	-	-	-	-	-	-
Cleveland	-	-	-	-	-	-	-	-	-	-	-	-
Jacksonville	-	-	-	-	-	-	-	-	-	-	-	-
Pittsburgh	-	-	-	-	-	-	-	-	-	-	-	-
Tennessee	-	-	-	-	-	-	-	-	-	-	-	-
AFC Central	-	-	-	-	-	-	-	-	-	-	-	-
Denver	-	-	-	-	-	-	-	-	-	-	-	-
Kansas City	-	-	-	-	-	-	-	-	-	-	-	-
Oakland	-	-	-	-	-	-	-	-	-	-	-	-
San Diego	1	5	13	2.6	6	0	1	5	13	2.6	6	0
Seattle	-	-	-	-	-	-	-	-	-	-	-	-
AFC West	1	5	13	2.6	6	0	1	5	13	2.6	6	0
AFC Total	5	7	18	2.6	6	0	5	7	18	2.6	6	0
Arizona	-	-	-	-	-	-	-	-	-	-	-	-
Dallas	-	-	-	-	-	-	-	-	-	-	-	-
N.Y. Giants	-	-	-	-	-	-	-	-	-	-	-	-
Philadelphia	-	-	-	-	-	-	-	-	-	-	-	-
Washington	1	21	80	3.8	20	0	1	21	80	3.8	20	0
NFC East	1	21	80	3.8	20	0	1	21	80	3.8	20	0
Chicago	-	-	-	-	-	-	-	-	-	-	-	-
Detroit	-	-	-	-	-	-	-	-	-	-	-	-
Green Bay	-	-	-	-	-	-	-	-	-	-	-	-
Minnesota	-	-	-	-	-	-	-	-	-	-	-	-
Tampa Bay	-	-	-	-	-	-	-	-	-	-	-	-
NFC Central	-	-	-	-	-	-	-	-	-	-	-	-
Atlanta	-	-	-	-	-	-	-	-	-	-	-	-
Carolina	-	-	-	-	-	-	-	-	-	-	-	-
New Orleans	-	-	-	-	-	-	-	-	-	-	-	-
St. Louis	-	-	-	-	-	-	-	-	-	-	-	-
San Francisco	-	-	-	-	-	-	-	-	-	-	-	-
NFC West	-	-	-	-	-	-	-	-	-	-	-	-
NFC Total	1	21	80	3.8	20	0	1	21	80	3.8	20	0

RUSHING BREAKDOWN

1999

CAREER

	G	NO	YDS	AVG	LG	TD	G	NO	YDS	AVG	LG	TD
Home	4	5	13	2.6	6	0	4	5	13	2.6	6	0
Road	2	23	85	3.7	20	0	2	23	85	3.7	20	0
1st Down	6	19	70	3.7	20	0	6	19	70	3.7	20	0
2nd Down	6	6	25	4.2	11	0	6	6	25	4.2	11	0
3rd Down	6	3	3	1.0	6	0	6	3	3	1.0	6	0
4th Down	-	-	-	-	-	-	-	-	-	-	-	-
1st Half	6	19	89	4.7	20	0	6	19	89	4.7	20	0
2nd Half	6	9	9	1.0	3	0	6	9	9	1.0	3	0
Overtime	-	-	-	-	-	-	-	-	-	-	-	-
Grass	5	26	93	3.6	20	0	5	26	93	3.6	20	0
Turf	1	2	5	2.5	3	0	1	2	5	2.5	3	0
Aug./Sept.	-	-	-	-	-	-	-	-	-	-	-	-
October	-	-	-	-	-	-	-	-	-	-	-	-
November	1	0	0	0.0	0	0	1	0	0	0.0	0	0
Dec./Jan.	5	28	98	3.5	20	0	5	28	98	3.5	20	0
Games 1-8	-	-	-	-	-	-	-	-	-	-	-	-
Games 9-16	6	28	98	3.5	20	0	6	28	98	3.5	20	0
Wins	2	5	13	2.6	6	0	2	5	13	2.6	6	0
Losses	4	23	85	3.7	20	0	4	23	85	3.7	20	0
Ties	-	-	-	-	-	-	-	-	-	-	-	-

RECEIVING BREAKDOWN


1999

CAREER

	G	NO	YDS	AVG	LG	TD	G	NO	YDS	AVG	LG	TD
Buffalo	-	-	-	-	-	-	-	-	-	-	-	-
Indianapolis	1	0	0	0.0	0	0	1	0	0	0.0	0	0
Miami	-	-	-	-	-	-	-	-	-	-	-	-
New England	1	0	0	0.0	0	0	1	0	0	0.0	0	0
N.Y. Jets	2	0	0	0.0	0	0	2	0	0	0.0	0	0
AFC East	4	0	0	0.0	0	0	4	0	0	0.0	0	0
Baltimore	-	-	-	-	-	-	-	-	-	-	-	-
Cincinnati	-	-	-	-	-	-	-	-	-	-	-	-
Cleveland	-	-	-	-	-	-	-	-	-	-	-	-
Jacksonville	-	-	-	-	-	-	-	-	-	-	-	-
Pittsburgh	-	-	-	-	-	-	-	-	-	-	-	-
Tennessee	-	-	-	-	-	-	-	-	-	-	-	-
AFC Central	-	-	-	-	-	-	-	-	-	-	-	-
Denver	-	-	-	-	-	-	-	-	-	-	-	-
Kansas City	-	-	-	-	-	-	-	-	-	-	-	-
Oakland	-	-	-	-	-	-	-	-	-	-	-	-
San Diego	1	1	2	2.0	2	0	1	1	2	2.0	2	0
Seattle	-	-	-	-	-	-	-	-	-	-	-	-
AFC West	1	1	2	2.0	2	0	1	1	2	2.0	2	0
AFC Total	5	1	2	2.0	2	0	5	1	2	2.0	2	0
Arizona	-	-	-	-	-	-	-	-	-	-	-	-
Dallas	-	-	-	-	-	-	-	-	-	-	-	-
N.Y. Giants	-	-	-	-	-	-	-	-	-	-	-	-
Philadelphia	-	-	-	-	-	-	-	-	-	-	-	-
Washington	1	3	26	8.7	10	0	1	3	26	8.7	10	0
NFC East	1	3	26	8.7	10	0	1	3	26	8.7	10	0
Chicago	-	-	-	-	-	-	-	-	-	-	-	-
Detroit	-	-	-	-	-	-	-	-	-	-	-	-
Green Bay	-	-	-	-	-	-	-	-	-	-	-	-
Minnesota	-	-	-	-	-	-	-	-	-	-	-	-
Tampa Bay	-	-	-	-	-	-	-	-	-	-	-	-
NFC Central	-	-	-	-	-	-	-	-	-	-	-	-
Atlanta	-	-	-	-	-	-	-	-	-	-	-	-
Carolina	-	-	-	-	-	-	-	-	-	-	-	-
New Orleans	-	-	-	-	-	-	-	-	-	-	-	-
St. Louis	-	-	-	-	-	-	-	-	-	-	-	-
San Francisco	-	-	-	-	-	-	-	-	-	-	-	-
NFC West	-	-	-	-	-	-	-	-	-	-	-	-
NFC Total	1	3	26	8.7	10	0	1	3	26	8.7	10	0

RECEIVING BREAKDOWN

	1999						CAREER					
	G	NO	YDS	AVG	LG	TD	G	NO	YDS	AVG	LG	TD
Home	4	1	2	2.0	2	0	4	1	2	2.0	2	0
Road	2	3	26	8.7	10	0	2	3	26	8.7	10	0
1st Down	6	1	2	2.0	2	0	6	1	2	2.0	2	0
2nd Down	6	3	26	8.7	10	0	6	3	26	8.7	10	0
3rd Down	6	0	0	0.0	0	0	6	0	0	0.0	0	0
4th Down	6	0	0	0.0	0	0	6	0	0	0.0	0	0
1st Half	6	3	18	6.0	9	0	6	3	18	6.0	9	0
2nd Half	6	1	10	10.0	10	0	6	1	10	10.0	10	0
Overtime	-	-	-	-	-	-	-	-	-	-	-	-
Grass	5	4	28	7.0	10	0	5	4	28	7.0	10	0
Turf	1	0	0	0.0	0	0	1	0	0	0.0	0	0
Aug./Sept.	-	-	-	-	-	-	-	-	-	-	-	-
October	-	-	-	-	-	-	-	-	-	-	-	-
November	1	0	0	0.0	0	0	1	0	0	0.0	0	0
Dec./Jan.	5	4	28	7.0	10	0	5	4	28	7.0	10	0
Games 1-8	0	0	0	0.0	0	0	0	0	0	0	0	0
Games 9-16	6	4	28	7.0	10	0	6	4	28	7.0	10	0
Wins	2	1	2	2.0	2	0	2	1	2	2.0	2	0
Losses	4	3	26	8.7	10	0	4	3	26	8.7	10	0
Ties	-	-	-	-	-	-	-	-	-	-	-	-



MARK DIXON

6-4 • 300

Guard

Born: 11/26/70

College: Virginia '94

Acquired: FA, 1998 • Signed Through: 2002

NFL: Third Season • Dolphins: Third Season

#63

PRO CAREER

1999 – Signed a three-year contract through the 2002 season on June 6, 2000 . . . Was one of the most productive offensive lineman for the Dolphins for the second consecutive season in 1999 . . . Started all 13 regular season games in which he played at left guard . . . Sustained a right groin strain vs. Arizona (9/19), causing him to be inactive for three of the next four games (vs. Buffalo 10/4, at Indianapolis 10/10 and vs. Philadelphia 10/24) . . . Was awarded offensive game balls for his performances in wins at Oakland (10/31) and vs. New England (11/21) . . .

PLAYOFFS: Started both postseason contests following the 1999 season at left guard, the first two playoff games of his NFL career.

1998 – Turned out to be perhaps the most pleasant surprise for the Dolphins in 1998 after signing as a free agent on January 22, 1998 . . . Earned a starting spot at left guard during the preseason and kept it into the regular season . . . Started each of the first eight games of the season at left guard and did not miss an offensive snap over that time . . . Was awarded offensive game balls for his performances vs. Pittsburgh (9/20) and vs. St. Louis (10/18) . . . Saw action in a reserve role vs. Indianapolis (11/8) due to a neck injury . . . Opened each of the next two games (at Carolina 11/15 and at New England 11/23) at left guard . . . Aggravated his neck injury at New England (11/23) when he sustained a cervical spine disc herniation . . . Was placed on Injured Reserve on November 25 . . . Underwent surgery on December 7 to correct the disc problem . . . The surgery was performed by Dr. Frank Eismont at the University of Miami Jackson Memorial Hospital.

1994-97 – Played the first three years of his professional career (1995-97) in the Canadian League . . . Was with the Baltimore Stallions in 1995 and the Montreal Alouettes, 1996-97 . . . Started all 18 regular season games and both playoff contests at left tackle in 1997 . . . Opened seven games at right guard in 1996 when injuries limited his playing time . . . Started each of the final five regular season matchups and every postseason game at right guard in 1995 as the Stallions went on to capture the Grey Cup championship . . . Played with Frankfurt of the World League in 1995 . . . Attended NFL training camps with Philadelphia in 1994 and Atlanta in 1995 . . . Was released prior to the regular season both times.

COLLEGE

Started 28 games in his four-year career (1990-93) for the Cavaliers, including all but one contest over his final two seasons . . . Served as team captain his senior year when he started ten games at left guard and was a consensus All-Atlantic Coast Conference and All-America selection . . . Played in the Senior Bowl . . . Majored in sociology.

PERSONAL

Married to Courtney, with daughter Houston Elizabeth . . . Family resides in Davie, Fla . . . Attended Ragsdale High School in Jamestown, N.C . . . Lettered in football, basketball and baseball . . . Assisted in building a house in Liberty City for Habitat For Humanity this past offseason . . . Full name is Mark Keller Dixon, born November 26, 1970, in Charlottesville, Va.

NFL REGULAR SEASON STATISTICS

GAMES/STARTS: 1998: 11/10, 1999: 13/13 **2-YEAR TOTALS:** 24/23


NFL PLAYOFF STATISTICS

GAMES/STARTS: 1998: Injured Reserve, 1999: 2/2 **PLAYOFF TOTALS:** 2/2

ADDITIONAL STATS

Miscellaneous Tackles: 1 in 1998

Miscellaneous Fumbles Recovered: 2 in 1998



KEVIN DONNALLEY

6-5 • 310

Guard

Born: 6/10/68

College: North Carolina '91

Acquired: FA, 2000 • **Signed Through:** 2000

NFL: Tenth Season • **Dolphins:** Third Season

#65

PRO CAREER

1999 – Was released by the Dolphins on June 2, 2000 . . . Was re-signed for one year on June 13 . . . Played in all 16 regular season games, including nine starts at right guard as he rotated throughout the course of the year with Kevin Gogan . . . Starts came vs. Arizona (9/19), vs. Buffalo (10/4), at Indianapolis (10/10), vs. Philadelphia (10/24), vs. Tennessee (11/7), vs. New England (11/21), vs. Indianapolis (12/5), vs. San Diego (12/19) and at Washington (1/2/00) . . . Saw considerable action in the remaining seven as part of the rotating scheme . . . Was awarded an offensive game ball for his performance in win vs. Philadelphia (10/24) . . .

PLAYOFFS: Appeared in both playoff games following the 1999 season, including a start at right guard in Divisional contest at Jacksonville (1/15/00) . . . In his career, has played in eight postseason contests with three starts, including three starts in four games with Miami.

1998 – Solidified the Dolphins' offensive line after signing as an unrestricted free agent from Tennessee on February 17, 1998 . . . Started at right guard in 14 regular season games and both playoff contests . . . Started each of the first 12 games of the season at right guard, extending his consecutive games started streak to 60 . . . Participated in every offensive snap over the first ten games of the year and 11 of the first 12 . . . Sat out some snaps at New England (11/23) due to an impaction injury to the patellar femoral joint of his right knee . . . Missed contest at Oakland (12/6) after undergoing arthroscopic surgery on his right knee on November 30 . . . The surgery involved the debridement of the patellar femoral joint and the removal of loose bodies . . . It was performed by team physician Dr. John Uribe at HealthSouth Doctor's Hospital in Coral Gables . . . Prior to the Raiders contest, the last time he had missed a game was in the 1994 season finale, on December 24 against the N.Y. Jets at the Astrodome as a member of the Oilers . . . Returned to starting lineup for game vs. N.Y. Jets (12/13) . . . Dressed but did not play in season finale at Atlanta (12/27) . . . Was awarded offensive game balls for his performances vs. Buffalo (9/13), vs. St. Louis (10/18) and vs. New Orleans (11/29).

1997 – Started all 16 games and did not miss an offensive down for Tennessee in 1997, the third consecutive season he accomplished both feats . . . Part of a line that led a running game which averaged 150.9 yards per game to rank second in AFC and third in NFL . . . Group also yielded just 32 sacks, tied for the fifth-fewest in NFL.

1996 – Started all 16 games at right guard for the second consecutive season . . . Did not miss an offensive snap all season . . . Key part of unit that helped Oilers average 4.6 yards rushing on first down and allow only 34 sacks.

1995 – Started all 16 games at right guard and did not miss an offensive snap . . . Recovered a fumble . . . Anchored offensive line at Kansas City (11/19) that did not allow a sack to a Chiefs defense that came into game averaging 3.3 sacks per game . . . Helped offense amass 448 net yards (168 rush, 280 pass) against Denver (11/26).

1994 – Played in 13 games with 11 starts at right guard . . . Signed a multi-year contract with Oilers on April 11 after team matched offer sheet from L.A. Rams on April 11 . . . Started the first six games of the season . . . Did not start contests at Philadelphia (10/24) and L.A. Raiders (10/30) due to thumb injury . . . Returned to starting role against Pittsburgh (11/6) . . . Suffered knee sprain in third quarter against Arizona (12/4) . . . Missed the final three games of the season.

1993 – Played in all 16 regular-season games with six starts . . . Also saw reserve action in one playoff game . . . Made five starts at left tackle, one at right tackle and also saw action at guard . . . Started at left tackle in season opener, at New Orleans (9/5) . . . Suffered dislocated thumb in second half at Buffalo (10/11) . . . Made first career start at right tackle, at New England (10/17) . . . Saw significant action at right guard in season finale against N.Y. Jets (1/4/94) . . . Played in a reserve role in playoff loss to Kansas City (1/16/94).

1992 – Played in all 16 regular season games with two starts . . . Also saw reserve action in one playoff game . . . Named as team's most improved player . . . Made first start of NFL career (at left tackle) at Detroit on Thanksgiving (11/26) . . . Also started Monday night game against Chicago (12/2) . . . Saw action at both right and left tackle at Cleveland (12/2) . . . Played in a reserve role in playoff loss at Buffalo (1/3/93).

1991 – Saw action in all 16 games and both playoff contests as a rookie . . . Played exclusively on special teams . . . Saw special teams action in both of Oilers' playoff games . . . Third-round draft choice (79th overall) of Houston in 1991, with a choice obtained from Miami in exchange for linebacker John Grimsley on April 1, 1991.

COLLEGE

Two-year starter (1989-90) for the Tar Heels . . . Began college career at Davidson before transferring to North Carolina prior to 1989 junior season . . . Earned All-Atlantic Coast Conference accolades at left tackle as a senior . . . Also named as an Academic All-American and played in Japan Bowl . . . Named second-team All-ACC as a junior . . . Did not play in 1988 under NCAA transfer rules, but did see action at both right and left tackle on Tar Heels' scout team . . . Saw action at both guard and tackle as a sophomore at Davidson . . . Saw reserve action as a freshman . . . Upon graduation from high school, weighed only 220 pounds and consumed 6,000 calories per day during freshman year at Davidson to gain weight . . . Holds B.A. in economics.

PERSONAL

Married to Erica (5/2/92), couple resides in Weston, Fla., with daughter Kayla Christine (2/22/96) and sons Thomas Ryan (2/19/98) and Matthew (9/23/99)... Recipient of two graduate scholarships, one from NCAA and one from National Football Foundation... Brothers, Brian and Rick, also played at North Carolina, with Rick earning All-America honors, while also playing in NFL from 1981-86 (Steelers, Redskins and Chiefs)... Attended Athens High School in Raleigh, N.C... Lettered in football, track and basketball... Played both guard and defensive end... Full name is Kevin Thomas Donnalley, born June 10, 1968, in St. Louis, Missouri.

NFL REGULAR SEASON STATISTICS


GAMES/STARTS: (Houston) 1991: 16/0, 1992: 16/2, 1993: 16/6, 1994: 13/11, 1995: 16/16, 1996: 16/16, (Tennessee) 1997: 16/16, (Miami) 1998: 14/14, 1999: 16/9 **9-YEAR TOTALS: 139/90**
MIAMI TOTALS: 30/23

NFL PLAYOFF STATISTICS

GAMES/STARTS: 1991: 2/0, 1992: 1/0, 1993: 1/0, (Miami) 1998: 2/2, 1999: 2/1
PLAYOFF TOTALS: 8/3 MIAMI TOTALS: 4/3

ADDITIONAL STATS

Miscellaneous Tackles: 2 in 1993, 1 in 1995, (Miami) 1 in 1998 for total of 4
Fumbles Recovered: 1 in 1995



JIM DRUCKENMILLER

6-5 • 230

Quarterback

Born: 9/19/72

College: Virginia Tech '97

Acquired: T(S.F.), 1999 • **Signed Through:** 2001

NFL: Fourth Season • **Dolphins:** Second Season

#16

PRO CAREER

1999 – Acquired in a trade with San Francisco on September 6, 1999, in exchange for a 2000 seventh-round draft choice... Did not see action, either in the regular season or playoffs, with the Dolphins... Was inactive for 13 regular season games and both playoff contests.

1998 – Was designated as the third quarterback for 15 contests with the 49ers... Saw action in a reserve role in two games, but did not attempt a pass... Took snaps late in games at Washington (9/14) and at New Orleans (10/11)... Was the third quarterback for both of San Francisco's playoff games following the regular season.

1997 – Played in four games with one start in his rookie season... Was the third quarterback for 12 contests... Made first career start, in place of the injured Steve Young (concussion) and Jeff Brohm (hand, back), at St. Louis (9/7)... Completed 10 of 28 passes for 102 yards with one touchdown and three interceptions in the 49ers' 15-12 victory over the Rams... First career TD pass came on a 23-yard strike to WR J.J. Stokes in that Rams contest... Connected on four of six passes for 41 yards vs. New Orleans (9/14)... Hit on five of 11 passes for 64 yards, including a career-long 33-yard completion, at Seattle (12/21)... Was designated as the third quarterback for both of San Francisco's playoff games following the season... First-round draft choice (26th overall) by San Francisco in 1997... Was the first quarterback selected in the draft, becoming the first quarterback taken by the 49ers in the first round since Steve Spurrier in 1967.

COLLEGE

Was a two-year starter (1995-96) at Virginia Tech . . . Ranks fourth on the school's all-time passing list with 4,382 yards . . . Team compiled a record of 20-4 in his two seasons as a starter . . . Earned first-team All-Big East accolades as a senior in 1996 when he completed 142 of 250 passes (56.8%) for 2,070 yards with 20 touchdowns and five interceptions . . . Was a second-team all-conference pick as a junior when he threw for 2,103 yards and 14 touchdowns . . . Holds every school weightlifting record for a quarterback . . . Bench pressed 350 pounds, squatted 500 pounds, hand cleaned 405 pounds and top push pressed 331 pounds . . . Won the team's Iron Man competition in 1995 . . . Majored in physical education.

PERSONAL


Single, resides in Davie, Fla . . . Lettered in football, baseball and basketball at Northampton (Pa.) High School . . . Completed 86 of 192 passes for 1,040 yards and 11 touchdowns as a senior . . . Was an outfielder on the school's baseball team . . . Played quarterback for one year (1991) at Fork Union Military Academy following high school and prior to enrolling at Virginia Tech in 1992 . . . Uncle, Dennis Onkontz, was a third-round draft choice of the New York Jets in 1970 . . . Full name is James David Druckenmiller, Jr., born Sept. 19, 1972, in Northampton, Pa.

NFL REGULAR SEASON STATISTICS

YEAR	TEAM	G-S	ATT.	COMP.	YDS.	PCT.	TD	INT.	LG	TKLD.	RATE
1997	San Francisco	4-1	52	21	239	40.0	1	4	33	4/32	29.2
1998	San Francisco	0-0	0	0	0	-	0	0	0	0/0	0.0
1998	Miami	0-0	0	0	0	-	0	0	0	0/0	0.0
3-YEAR TOTALS		4-1	52	21	239	40.0	1	4	33	4/32	29.2

ADDITIONAL STATS

Rushing: 10 for -6 yards, -0.6 avg., long 2 in 1997; 3 for -4 yards, -1.3 avg., long -1 in 1998 for total of 13 for -10 yards, -0.8 avg., long 2



BRIAN EDWARDS

6-1 • 230

Running Back

Born: 6/6/76

College: East Tennessee State '99

Acquired: FA, 1999 • **Signed Through:** 2000

NFL: Second Season • **Dolphins:** Second Season

#37

PRO CAREER

1999 – Went to training camp with Buffalo as an undrafted rookie free agent . . . Spent the first seven weeks of the season on the Bills' practice squad before being released . . . Signed with Miami as a free agent on November 29 . . . Was inactive for each of his five regular season games and both playoff contests on the Dolphins' 53-man roster.

COLLEGE

Was a four-year letterman (1994, 96-98) at East Tennessee State . . . Started 32 of the 46 games in which he played during his career and finished as the school's second all-time leading rusher with 2,930 yards and 30 touchdowns . . . Also caught 60 passes for 481 yards . . . Rushed for 508 yards and a team-high ten touchdowns his senior season . . . Earned first-team All-Southern Conference accolades as a junior in 1997 when he rushed for 839 yards

and seven scores on 143 carries . . . Put together his best season as a freshman in 1994 when he ran for 1,021 yards on 191 carries . . . Graduated with his degree in criminal justice in May of '98.


PERSONAL

Attended Ocala (Fla.) Forest High School where he lettered in football and track . . . Rushed for 1,980 yards and 12 touchdowns during his prep career . . . Also was a defensive back and registered seven interceptions his senior season . . . Participated in the 100 meters as a member of the school's track squad . . . Finished seventh in that event in the state championship meet as a senior . . . Participated in the fourth annual Blackfin/Miami Dolphins Fishing Tournament to benefit the Cystic Fibrosis Foundation . . . Assisted in building a house in Liberty City for Habitat for Humanity during this past offseason . . . Born June 6, 1976.

NFL REGULAR SEASON STATISTICS

YEAR	TEAM	RUSHING						RECEIVING			
		G-S	ATT.	YDS.	AVG.	LG	TD	NO.	YDS.	LG	TD
1999	Miami										

INACTIVE



BERT EMANUEL

5-10 • 185

Wide Receiver

Born: 10/26/70

College: Rice '94

Acquired: FA, 2000 • Signed Through: 2000

NFL: Seventh Season • Dolphins: First Season

#87

PRO CAREER

1999 – Signed a one-year contract with Miami as a free agent on May 2, 2000 after being released by Tampa Bay on April 12 . . . Played in 11 regular season games, starting 10 of them, for the Bucs in '99 . . . Caught 22 passes for 238 yards and one touchdown . . . Had three receptions for a season-high 53 yards in season-opener vs. N.Y. Giants (9/12) . . . Only touchdown of the year came on a 17-yard reception at Philadelphia (9/19) . . . Left in the third quarter of that Eagles game with a right hamstring strain . . . Was inactive two weeks later at Minnesota (10/3), after aggravating the injury the previous week vs. Denver (9/26) . . . Also was inactive with the injury for four straight games (6-9) . . . Caught a season-high four passes, totaling 46 yards, vs. Detroit (12/12) . . . Started one of Tampa Bay's two playoff games following the 1999 season . . . Tallied three receptions for 69 yards.

1998 – Signed an offer sheet with Tampa Bay as a "Transition" Free Agent on April 10 . . . Atlanta chose not to match the offer on April 14 . . . Started all 11 games in which he played in his first season with the Bucs . . . Finished with 41 receptions for 636 yards and two touchdowns . . . Also had one rush attempt for 11 yards . . . Reception total was third on the team and second among wide receivers, while yardage figure was second on the squad . . . Also put together a career-best 15.5-yard average per catch, which was best among Bucs with at least 20 catches in '98 . . . Caught seven passes for 98 yards in season-opener at Minnesota (9/8) before sustaining a right ankle sprain in the third quarter . . . Was inactive for each of the next four games . . . In first game back from injury, vs. Carolina (10/18), hauled in five passes for 66 yards . . . Caught six passes for a team-high 85 yards the following week at New Orleans (10/25) . . . Recorded his first 100-yard receiving game as a Buccaneer with five receptions for 106 yards, including a 58-yard TD grab, vs. Tennessee (11/1) . . . Caught three passes for 76

yards, including a 62-yard scoring reception, in Monday night win over Green Bay (12/7) . . . Was inactive for season finale at Cincinnati (12/27) with a bruised kidney sustained the previous week at Washington (12/19).

1997 – Started all 16 games in his final season with the Falcons . . . Caught 65 passes for 991 yards and a career-high nine touchdowns . . . Reception total was first on the team, 10th in the NFC and tied for 24th in the NFL . . . Yardage figure also led the club, was 11th in the NFC and 20th in the NFL . . . Nine receiving scores led the squad, tied for third in the NFC and tied for sixth in the NFL . . . Had 11 catches of 25 yards or longer, 11th most in the NFL in '97 . . . Led the team with four receptions for 88 yards, including a season-long 56-yard catch, in season-opener at Detroit (8/31) . . . Hauled in four passes for 92 yards, including a long of 54, two weeks later vs. Oakland (9/14) . . . Grabbed six passes for 62 yards, including his first touchdown of the season, at San Francisco (9/21) . . . That began a string of four straight games in which he caught a TD pass, and a stretch of seven games in which he tallied seven touchdowns . . . Caught a season-high eight passes, totaling 58 yards and a touchdown, vs. Denver (9/28) . . . Lone 100-yard receiving game on the year occurred vs. St. Louis (11/2) when he collected six passes for 108 yards and a career-high two touchdowns.

1996 – Started 13 of the 14 games in which he played . . . Caught 75 passes for 921 yards and six touchdowns . . . Reception total led the team, was ninth in the NFC and was 18th in the NFL . . . Yardage figure also led the club and was 13th in the conference . . . Tallied three 100-yard receiving games on the season . . . Tied a career-high with nine catches, totaling 116 yards, vs. Minnesota (9/8) . . . Matched that total the following game vs. Philadelphia (9/22) when he caught nine passes for 93 yards and a touchdown . . . Sustained a hamstring strain at San Francisco (9/29) and was inactive each of the next two games . . . In first game back following injury, at Dallas (10/20), caught a team-high eight passes for 71 yards and a touchdown . . . Accounted for second 100-yard receiving game of the year at St. Louis (11/10) when he collected four passes for 109 yards with a long of 50 . . . Amassed a career-best 173 receiving yards on nine receptions, including one touchdown and a season-long catch of 53 yards, vs. St. Louis (12/15).

1995 – Opened all 16 contests in which he played . . . Caught 74 passes for 1,039 yards and five touchdowns . . . Was one of three Falcons to record more than 1,000 receiving yards that year, joining Terance Mathis (1,039) and Eric Metcalf (1,189) . . . It marked just the third time in NFL history that three receivers from the same team each amassed 1,000 yards receiving in the same season, along with the 1980 San Diego Chargers (John Jefferson, Kellen Winslow and Charlie Joiner) and the 1989 Washington Redskins (Gary Clark, Art Monk, Ricky Sanders) . . . Reception total was third on the team, 14th in the NFC and 19th in the NFL . . . Yardage figure tied for second on the squad, tied for 12th in the NFC and tied for 17th in the NFL . . . Posted four 100-yard receiving games on the year . . . Hauled in six passes for 104 yards at New Orleans (9/17) . . . Equaled a career-high with nine catches, totaling 121 yards and a career-best two touchdowns, at Tampa Bay (10/22) . . . Reached the 100-yard receiving mark two weeks later when he grabbed seven passes for 104 yards vs. Detroit (11/5) . . . Recorded back-to-back 100-yard receiving games when he accumulated 100 yards on six receptions at Buffalo (11/12) . . . Started First-Round Playoff game at Green Bay (12/31) and caught six passes for 62 yards.

1994 – Started all 16 games in which he played for the Falcons during his rookie season . . . Caught 46 passes for 649 yards and four touchdowns . . . Reception total was second among NFL rookies that year, trailing only Cleveland's Derrick Alexander, who had 48 catches . . . First career touchdown came on a 31-yard grab at Washington (9/25) . . . Established a career-high with nine receptions, totaling 91 yards, vs. San Francisco (10/16) . . . First career 100-yard game occurred in season finale vs. Arizona (12/27) when he recorded 136 yards on four receptions, including a career-long 85-yard touchdown catch, the fifth-longest pass play in Falcons history . . . Second-round draft choice (45th overall) of Atlanta in 1994.

COLLEGE

Was a two-time (1993-94) All-Southwest Conference quarterback at Rice after spending his initial collegiate season (1991) at UCLA . . . Was redshirted in 1990 . . . Sat out the 1992 football season under NCAA transfer rules . . . In his two seasons with the Owls, completed 212 of 384 passes for 3,079 yards with 23 touchdowns and 10 interceptions, while also rushing for 1,156 yards and 11 touchdowns on 307 carries . . . Set a school-record as a senior in 1994 by completing 57.8% of his passes (118 of 204) . . . Set a school single-season record for rushing

yards by a quarterback with 680 yards in 1993 . . . Majored in electrical engineering and business, earned degree in business.

PERSONAL

Married to Teri with three daughters, Sydni (8/30/95), Cortni (1/6/97) and Brittnei (11/22/98) . . . Lettered three times (1992-94) as an outfielder on the Rice baseball team . . . Was drafted by the Pittsburgh Pirates in 1992 . . . Was a four-sport star at Langham Creek (Texas) High School . . . Was a second-team All-America selection as a quarterback by USA Today . . . Averaged 15.4 points and six rebounds per game on the basketball court . . . Pitched and played centerfield on the baseball team, and was drafted by the Toronto Blue Jays following his senior year of high school . . . Also won the State Class 5A long jump title as a member of the track team in 1989 with a jump of 25'3" . . . Was a National Honor Society member and graduated from high school with a 3.9 GPA . . . Father, Ervin, works for NASA . . . Full name is Bert Tyrone Emanuel, born October 26, 1970 in Kansas City, Mo.

NFL REGULAR SEASON STATISTICS

YEAR	TEAM	G-S	RECEIVING					RUSHING			
			NO.	YDS.	AVG.	LG	TD	ATT.	YDS.	LG	TD
1994	Atlanta	16-16	46	649	14.1	85t	4	2	4	2	0
1995	Atlanta	16-16	74	1039	14.0	52	5	0	0	0	0
1996	Atlanta	14-13	75	921	12.3	53	6	0	0	0	0
1997	Atlanta	16-16	65	991	15.2	56	9	0	0	0	0
1998	Tampa Bay	11-11	41	636	15.5	62t	2	1	11	11	0
1999	Tampa Bay	11-10	22	238	10.8	39	1	0	0	0	0
6-YEAR TOTALS		84-82	323	4474	13.9	85t	27	3	15	11	0

NFL PLAYOFF STATISTICS

YEAR	TEAM	G-S	RECEIVING					RUSHING			
			NO.	YDS.	AVG.	LG	TD	ATT.	YDS.	LG	TD
1995	Atlanta	1-1	6	62	10.3	18	0	0	0	0	0
1999	Tampa Bay	2-1	3	69	23.0	30	0	0	0	0	0
PLAYOFF TOTALS		3-2	9	131	14.6	30	0	0	0	0	0

ADDITIONAL STATS

Passing: 1 attempt, 0 completions, 1 interception in 1994

SINGLE-GAME HIGHS

Most Receptions:	9	vs. San Francisco, 10/16/94
	9	at Tampa Bay, 10/22/95
	9	vs. Minnesota, 9/8/96
	9	vs. Philadelphia, 9/22/96
	9	vs. St. Louis, 12/15/96
Most Receiving Yards:	173	vs. St. Louis, 12/15/96
	136	vs. Arizona, 12/27/94
	121	at Tampa Bay, 10/22/95
	116	vs. Minnesota, 9/8/96
	109	at St. Louis, 11/10/96
Longest Receptions:	85t	vs. Arizona, 12/27/94
	62t	vs. Green Bay, 12/7/98
	58t	vs. Tennessee, 11/1/98
	56	at Detroit, 8/31/97
	54	vs. Oakland, 9/14/97
Most TD Receptions:	2	at Tampa Bay, 10/22/95
	2	vs. St. Louis, 11/2/97
	1,	23 times

* Playoff Game

100-YARD RECEIVING GAMES (10)


DATE	OPPONENT	NO.	YDS.	LG	TD
12/27/94	Arizona	4	136	85t	1
9/17/95	at New Orleans	6	104	49	0
10/22/95	at Tampa Bay	9	121	32	2
11/5/95	Detroit	7	104	37	0
11/12/95	at Buffalo	6	100	34	0
9/8/96	Minnesota	9	116	21	0
10/10/96	at St. Louis	4	109	50	0
12/15/96	St. Louis	9	173	53	1
11/2/97	St. Louis	6	108	33	2
11/1/98	Tennessee	5	106	58t	1

RECEIVING BREAKDOWN

	1999						CAREER					
	G	NO	YDS	AVG	LG	TD	G	NO	YDS	AVG	LG	TD
Buffalo	-	-	-	-	-	-	1	6	100	16.7	34	0
Indianapolis	-	-	-	-	-	-	-	-	-	-	-	-
Miami	-	-	-	-	-	-	1	5	85	17.0	25	1
New England	-	-	-	-	-	-	1	6	95	15.8	52	0
N.Y. Jets	-	-	-	-	-	-	1	5	74	14.8	44	1
AFC East	-	-	-	-	-	-	4	22	354	16.1	52	2
Baltimore	-	-	-	-	-	-	-	-	-	-	-	-
Cincinnati	-	-	-	-	-	-	1	5	50	10.0	15	1
Cleveland	-	-	-	-	-	-	-	-	-	-	-	-
Jacksonville	-	-	-	-	-	-	2	7	73	10.4	17	0
Pittsburgh	-	-	-	-	-	-	2	7	112	16.0	42	1
Tennessee	-	-	-	-	-	-	1	5	106	21.2	58	1
AFC Central	-	-	-	-	-	-	6	24	341	14.2	58	3
Denver	1	1	14	14.0	14	0	3	12	114	9.5	27	2
Kansas City	-	-	-	-	-	-	1	1	19	19.0	19	0
Oakland	1	1	10	10.0	10	0	3	5	102	20.4	54	0
San Diego	-	-	-	-	-	-	2	5	49	9.8	12	0
Seattle	1	0	0	0.0	0	0	2	4	71	17.8	25	0
AFC West	3	2	24	12.0	14	0	11	27	355	13.1	54	2
AFC Total	3	2	24	12.0	14	0	21	73	1050	14.4	58	7
Arizona	-	-	-	-	-	-	3	11	225	20.5	85	2
Dallas	-	-	-	-	-	-	2	10	94	9.4	19	1
N.Y. Giants	1	3	53	17.7	39	0	1	3	53	17.7	39	0
Philadelphia	1	1	19	19.0	19	1	4	11	128	11.6	23	2
Washington	-	-	-	-	-	-	2	7	88	12.6	31	1
NFC East	2	4	72	18.0	39	1	12	42	588	14.0	85	6
Chicago	1	1	22	22.0	22	0	2	4	43	10.8	22	0
Detroit	1	4	46	11.5	15	0	5	22	331	15.0	56	0
Green Bay	2	6	32	5.3	10	0	4	11	144	13.1	62	1
Minnesota	1	2	12	6.0	7	0	-4	19	241	12.7	24	0
Tampa Bay	-	-	-	-	-	-	3	13	182	14.0	32	3
NFC Central	5	13	112	8.6	22	0	18	69	941	13.6	62	4
Atlanta	1	3	30	10.0	17	0	1	3	30	10.0	17	0
Carolina	-	-	-	-	-	-	7	25	318	12.7	50	1
New Orleans	-	-	-	-	-	-	9	43	559	13.0	49	3
St. Louis	-	-	-	-	-	-	8	36	627	17.4	53	3
San Francisco	-	-	-	-	-	-	8	32	361	12.3	32	3
NFC West	1	3	30	10.0	17	0	33	139	1895	13.6	53	10
NFC Total	8	20	214	10.7	39	1	63	250	3424	13.7	85	20
Home	6	17	179	10.5	39	0	43	181	2624	14.5	85	14
Road	5	5	59	11.8	22	1	41	142	1850	13.0	56	13
1st Down	-	-	-	-	-	-	-	-	-	-	-	-
2nd Down	-	-	-	-	-	-	-	-	-	-	-	-
3rd Down	-	-	-	-	-	-	-	-	-	-	-	-
4th Down	-	-	-	-	-	-	-	-	-	-	-	-
1st Half	-	-	-	-	-	-	-	-	-	-	-	-
2nd Half	-	-	-	-	-	-	-	-	-	-	-	-
Overtime	-	-	-	-	-	-	-	-	-	-	-	-

RECEIVING BREAKDOWN

	1999						CAREER					
	G	NO	YDS	AVG	LG	TD	G	NO	YDS	AVG	LG	TD
Grass	9	21	219	10.4	39	0	35	105	1369	13.0	62	10
Turf	2	1	19	19.0	19	1	49	218	3105	14.2	85	17
Aug./Sept.	3	5	86	17.2	39	1	21	88	1185	13.5	56	7
October	1	2	8	4.0	4	0	16	72	888	12.3	52	6
November	2	3	30	10.0	17	0	24	82	1242	15.1	50	7
Dec./Jan.	5	12	114	9.5	22	0	23	81	1159	14.3	85	7
Games 1-8	4	7	94	13.4	39	1	38	161	2088	13.0	56	13
Games 9-16	7	15	144	9.6	22	0	46	162	2386	14.7	85	14
Wins	8	16	167	10.4	22	1	39	148	2093	14.1	85	13
Losses	3	6	71	11.8	39	0	45	175	2381	13.6	56	14
Ties	-	-	-	-	-	-	-	-	-	-	-	-



JAY FIEDLER

6-2 • 225

Quarterback

Born: 12/29/71

College: Dartmouth '94

Acquired: UFA(Jack.), 2000 • Signed Through: 2002

NFL: Fifth Season • Dolphins: First Season

#9

PRO CAREER

1999 – Signed a three-year contract with the Dolphins as an Unrestricted Free Agent from Jacksonville on February 17, 2000 . . . Appeared in seven regular season games with Jaguars in 1999, including one start . . . Completed 61 of 94 passes (64.9%) for 656 yards with two touchdowns, two interceptions and a passer rating of 83.5 . . . Entered game vs. Cleveland (10/17) in third quarter after starter Mark Brunell sustained a rib injury . . . With Jaguars trailing 7-6 at the time, led the team to 17 points over the final three possessions of the game . . . Finished by completing 12 of 14 passes for 113 yards with one touchdown and no interceptions . . . First NFL touchdown pass came on an eight-yard completion to tight end Kyle Brady, which gave Jacksonville a 13-7 lead with 1:47 left in the third quarter . . . Also carried the ball three times for 27 yards, including a career-long 15-yard run in the Browns contest . . . Played the entire second half in Jacksonville's next game, two weeks later at Cincinnati (10/31) . . . Hit on six of nine passes for 69 yards with no touchdowns and no interceptions, and a long of 23 yards to Jimmy Smith . . . Replaced an injured Mark Brunell in second quarter at Tennessee (12/26) . . . Went on to complete eight of 22 passes for 101 yards with no touchdowns and two interceptions . . . First NFL start came the following week, in season finale vs. Cincinnati (1/2/00) . . . Connected on 28 of 39 passes for 317 yards with one touchdown and no interceptions in leading the Jaguars to a 24-7 victory over the Bengals and clinching the AFC Central Division title for Jacksonville . . . Touchdown pass came on a career-long 25-yard strike to Keenan McCardell . . . Saw action in a reserve role in Divisional Playoff game vs. Miami (1/15/00) . . . Completed seven of 11 passes for 172 yards with two touchdowns and an interception . . . Threw touchdown passes of 70 yards to Jimmy Smith and 38 yards to Alvis Whitted . . . Dressed but did not play in AFC Championship Game vs. Tennessee (1/23/00) . . . Had signed with Jacksonville as a free agent on April 16, 1999, four days after Minnesota withdrew their qualifying offer as a Restricted Free Agent.

AMONG IVY LEAGUE QUARTERBACKS: Fiedler ranks among a select list of NFL quarterbacks whose last college was in the Ivy League . . . Along with the N.Y. Giants' Jason Garrett (Princeton), he is one of two active NFL signal callers with Ivy League backgrounds:

IVY LEAGUE QUARTERBACKS IN THE NFL

(ranked by passing yards)

PLAYER	YEARS	SCHOOL	CMP.	ATT.	YARDS	TDs
1. Sid Luckman	1939-50	Columbia	904	1744	14686	137
2. Jeff Kemp	1981-91	Dartmouth	479	916	6230	39
3. Marty Domres	1969-77	Columbia	399	809	4904	27
4. Paul Governali	1946-48	Columbia	218	500	3348	31
5. Gary Wood	1964-69	Cornell	186	400	2575	14
*6. Jason Garrett	1993-99	Princeton	165	294	2042	11
7. Joe Dufek	1983-84	Yale	74	150	829	4
*8. JAY FIEDLER	1994-99	Dartmouth	64	101	697	2

* - active

1998 – Signed with Minnesota as a free agent on April 3, 1999 . . . Was released by the Vikings on August 30 and re-signed by the club on September 15 with injury to Brad Johnson (fibula) . . . Played in five regular season games, all in a reserve role . . . Completed three of seven passes for 41 yards with no touchdowns and one interception . . . Saw first NFL action in a 41-7 victory over Washington (10/18) . . . First NFL completion was a 10-yard pass to Randy Moss in the Redskins game, in which he completed two of four passes for 29 yards . . . Was designated as the team's third quarterback for both playoff games.

1996-97 – Was waived by Philadelphia on July 30, 1996 . . . Was claimed by Cincinnati and then waived by the Bengals on August 25 . . . Played with the Amsterdam Admirals of the World League in the spring of 1997 . . . Completed 46 of 109 passes for 678 yards with two touchdowns and eight interceptions.

1995 – Dressed as the third quarterback for all 16 regular season games and the Eagles' lone playoff contest.

1994 – Signed with Philadelphia as an undrafted rookie free agent and made the Eagles' roster as the third quarterback. . . Dressed as the team's third quarterback for all 16 regular season games.

COLLEGE

Was a three-year starter (1991-93) at Dartmouth during which time he led the team to a composite record of 21-7-1 . . . Set school career passing records with 456 completions, 813 attempts, 6,684 yards and 58 touchdowns . . . Earned first-team All-Ivy League honors as both a junior (1992) and senior (1993) . . . Was named co-Offensive Player of the Game in 1994 East-West Shrine All-Star game in Tokyo following his senior season . . . Graduated with a degree in engineering sciences.

PERSONAL

Single, resides in Oceanside, N.Y. . . . Attended Oceanside (N.Y.) High School where he lettered in football, basketball and track . . . Received the Scholar-Athlete Award from the National Football Foundation and Hall of Fame in 1989 . . . Competed in the decathlon as a member of the Dartmouth track team . . . Is a distant relative of the former Boston Pops Orchestra conductor, the late Arthur Fiedler (his grandfather was Fiedler's second cousin) . . . Served as an assistant football coach at Hofstra University during the fall of 1997, where he coached quarterback Gio Carmazzi, the third-round draft choice of the San Francisco 49ers this year . . . Has participated in numerous charitable events during his career . . . Assisted in building a house in Liberty City for Habitat for Humanity this past offseason . . . This past offseason, received the "Dick Steinberg Good Guy Award", which is given annually by the New York Jewish Sports Hall of Fame to a person in professional sports who best exemplifies the good aspect of sports . . . Full name is Jay Brian Fiedler, born December 29, 1971 in Oceanside, N.Y.

NFL REGULAR SEASON STATISTICS

YEAR	TEAM	G-S	ATT.	COMP.	YDS.	PCT.	TD	INT.	LG	TKLD.	RATE
1994	Philadelphia	0-0	0	0	0	—	0	0	0	0/0	0.0
1995	Philadelphia	0-0	0	0	0	—	0	0	0	0/0	0.0
1998	Minnesota	5-0	7	3	41	42.9	0	1	19	0/0	22.6
1999	Jacksonville	7-1	94	61	656	64.9	2	2	25t	7/47	83.5
4-YEAR TOTALS		12-1	101	64	697	63.4	2	3	25t	7/47	77.8

NFL PLAYOFF STATISTICS

YEAR	TEAM	G-S	ATT.	COMP.	YDS.	PCT.	TD	INT.	LG	TKLD.	RATE
1995	Philadelphia	0-0	0	0	0	—	0	0	0	0/0	0.0
1998	Minnesota	0-0	0	0	0	—	0	0	0	0/0	0.0
1999	Jacksonville	1-0	11	7	172	63.6	2	1	70t	0/0	108.9
PLAYOFF TOTALS		1-0	11	7	172	63.6	2	1	70t	0/0	108.9

ADDITIONAL STATS

Rushing: (Minnesota) 4 for -6 yards, -1.5 avg., long of -1 in 1998, (Jacksonville) 13 for 26 yards, 2.0 avg., long of 15 in 1999 for total of 17 for 20 yards, 1.2 avg., long of 15.

Two-Point Conversions: (Jacksonville) 1 pass vs. Cleveland (10/17/99)

1998 GAME-BY-GAME PASSING (Minnesota)

DATE	OPPONENT	ATT.	COMP.	YDS.	PCT.	TD	INT.	LG	TKLD.	W/L	SCORE
10/18	WASHINGTON	4	2	29	50.0	0	0	19	0/0	W	41-7
10/25	at Detroit	1	0	0	0.0	0	0	0	0/0	W	34-13
11/15	CINCINNATI	2	1	12	50.0	0	1	12	0/0	W	24-3
12/6	CHICAGO	0	0	0	0.0	0	0	0	0/0	W	48-22
12/13	at Baltimore	0	0	0	0.0	0	0	0	0/0	W	38-28

1999 GAME-BY-GAME PASSING (Jacksonville)

DATE	OPPONENT	ATT.	COMP.	YDS.	PCT.	TD	INT.	LG	TKLD.	W/L	SCORE
9/12	SAN FRANCISCO	1	0	0	0	0	0	0	0/0	W	41-3
10/17	CLEVELAND	14	12	113	85.7	1	0	18	0/0	W	24-7
10/31	at Cincinnati	9	6	69	66.7	0	0	23	1/10	W	41-0
11/7	at Atlanta	7	5	35	71.4	0	0	11	1/7	W	30-7
11/21	NEW ORLEANS	2	2	21	100.0	0	0	15	0/0	W	41-23
12/26	at Tennessee	22	8	101	36.4	0	2	22	3/18	L	14-41
#1/2	CINCINNATI	39	28	317	71.8	1	0	25t	2/12	W	24-7
*1/15	MIAMI	11	7	172	63.6	2	1	70t	0/0	W	62-7

- started

SINGLE-GAME HIGHS

Pass Attempts:	39	vs. Cincinnati, 1/2/00
	22	at Tennessee, 12/26/99
	14	vs. Cleveland, 10/17/99
Pass Completions:	28	vs. Cincinnati, 1/2/00
	12	vs. Cleveland, 10/17/99
	8	at Tennessee, 12/26/99
Yards Passing:	317	vs. Cincinnati, 1/2/00
	*172	vs. Miami, 1/2/00
	113	vs. Cleveland, 10/17/99
TD Passes:	*2	vs. Miami, 1/2/00
Interceptions:	2	at Tennessee, 12/26/99
Completion Percentage:	100.0	vs. New Orleans, 11/21/99
	85.7	vs. Cleveland, 10/17/99
	71.8	vs. Cincinnati, 1/2/00
Long Passes:	*70t	vs. Miami, 1/2/00
	*38t	vs. Miami, 1/2/00
	25t	vs. Cincinnati, 1/2/00
Times Sacked:	3	at Tennessee, 12/26/99

Rushing Yards:

Rushing Attempts:

Long Run:

Rushing Touchdowns:

2 vs. Cincinnati, 1/2/00

27 vs. Cleveland, 10/17/99

3 vs. Cleveland, 10/17/99

15 vs. Cleveland, 10/17/99

7 at Tennessee, 12/26/99


None

* Playoff Game

PASSING BREAKDOWN																								
1999													CAREER											
	G	ATT	CMP	YDS	PCT	TD	INT	LG		G	ATT	CMP	YDS	PCT	TD	INT	LG							
Buffalo	-	-	-	-	-	-	-	-		-	-	-	-	-	-	-	-							
Indianapolis	-	-	-	-	-	-	-	-		-	-	-	-	-	-	-	-							
Miami	-	-	-	-	-	-	-	-		-	-	-	-	-	-	-	-							
New England	-	-	-	-	-	-	-	-		-	-	-	-	-	-	-	-							
N.Y. Jets	-	-	-	-	-	-	-	-		-	-	-	-	-	-	-	-							
AFC East	-	-	-	-	-	-	-	-		-	-	-	-	-	-	-	-							
Baltimore	-	-	-	-	-	-	-	-		1	1	0	0	0.0	0	0	0							
Cincinnati	2	48	34	386	70.8	1	0	25		3	50	35	398	70.0	1	1	25							
Cleveland	1	14	12	113	85.7	1	0	18		1	14	12	113	85.7	1	0	18							
Jacksonville	-	-	-	-	-	-	-	-		-	-	-	-	-	-	-	-							
Pittsburgh	-	-	-	-	-	-	-	-		-	-	-	-	-	-	-	-							
Tennessee	1	22	8	101	36.4	0	2	22		1	22	8	101	36.4	0	2	22							
AFC Central	4	84	54	600	64.3	2	2	25		6	87	55	612	63.2	2	3	25							
Denver	-	-	-	-	-	-	-	-		-	-	-	-	-	-	-	-							
Kansas City	-	-	-	-	-	-	-	-		-	-	-	-	-	-	-	-							
Oakland	-	-	-	-	-	-	-	-		-	-	-	-	-	-	-	-							
San Diego	-	-	-	-	-	-	-	-		-	-	-	-	-	-	-	-							
Seattle	-	-	-	-	-	-	-	-		-	-	-	-	-	-	-	-							
AFC West	-	-	-	-	-	-	-	-		-	-	-	-	-	-	-	-							
AFC Total	4	84	54	600	64.3	2	2	25		6	87	55	612	63.2	2	3	25							
Arizona	-	-	-	-	-	-	-	-		-	-	-	-	-	-	-	-							
Dallas	-	-	-	-	-	-	-	-		-	-	-	-	-	-	-	-							
N.Y. Giants	-	-	-	-	-	-	-	-		-	-	-	-	-	-	-	-							
Philadelphia	-	-	-	-	-	-	-	-		-	-	-	-	-	-	-	-							
Washington	-	-	-	-	-	-	-	-		1	4	2	29	50.0	0	0	19							
NFC East	-	-	-	-	-	-	-	-		1	4	2	29	50.0	0	0	19							
Chicago	-	-	-	-	-	-	-	-		1	0	0	0	0.0	0	0	0							
Detroit	-	-	-	-	-	-	-	-		1	0	0	0	0.0	0	0	0							
Green Bay	-	-	-	-	-	-	-	-		-	-	-	-	-	-	-	-							
Minnesota	-	-	-	-	-	-	-	-		-	-	-	-	-	-	-	-							
Tampa Bay	-	-	-	-	-	-	-	-		-	-	-	-	-	-	-	-							
NFC Central	-	-	-	-	-	-	-	-		2	0	0	0	0.0	0	0	0							
Atlanta	1	7	5	35	71.4	0	0	11		1	7	5	35	71.4	0	0	11							
Carolina	-	-	-	-	-	-	-	-		-	-	-	-	-	-	-	-							
New Orleans	1	2	2	21	100.0	0	0	15		1	2	2	21	100.0	0	0	15							
St. Louis	-	-	-	-	-	-	-	-		-	-	-	-	-	-	-	-							
San Francisco	1	1	0	0	0.0	0	0	0		1	1	0	0	0.0	0	0	0							
NFC West	3	10	7	56	70.0	0	0	15		3	10	7	56	70.0	0	0	15							
NFC Total	3	10	7	56	70.0	0	0	15		6	14	9	85	64.3	0	0	19							
Home	4	56	42	451	75.0	2	0	25		7	62	45	492	72.6	2	1	25							
Road	3	38	19	205	50.0	0	2	23		5	39	19	205	48.7	0	2	23							
1st Down	-	-	-	-	-	-	-	-		-	-	-	-	-	-	-	-							
2nd Down	-	-	-	-	-	-	-	-		-	-	-	-	-	-	-	-							
3rd Down	-	-	-	-	-	-	-	-		-	-	-	-	-	-	-	-							
4th Down	-	-	-	-	-	-	-	-		-	-	-	-	-	-	-	-							
1st Half	-	-	-	-	-	-	-	-		-	-	-	-	-	-	-	-							
2nd Half	-	-	-	-	-	-	-	-		-	-	-	-	-	-	-	-							
Overtime	-	-	-	-	-	-	-	-		-	-	-	-	-	-	-	-							
Grass	5	78	50	552	64.1	2	2	25		6	79	50	552	63.3	2	2	25							
Turf	2	16	11	104	68.8	0	0	23		6	22	14	145	63.6	0	1	23							
Aug./Sept.	1	1	0	0	0.0	0	0	0		1	1	0	0	0.0	0	0	0							
October	2	23	18	182	78.3	1	0	23		4	27	20	211	74.1	1	0	23							
November	2	9	7	56	77.8	0	0	15		3	11	8	68	72.7	0	1	15							
Dec./Jan.	2	61	36	418	59.0	1	2	25		4	62	36	418	58.1	1	2	25							

PASSING BREAKDOWN

	1999									CAREER								
	G	ATT	CMP	YDS	PCT	TD	INT	LG		G	ATT	CMP	YDS	PCT	TD	INT	LG	
Games 1-8	4	31	23	217	74.2	1	0	23		6	35	25	246	71.4	1	0	23	
Games 9-16	3	63	38	439	60.3	1	2	25		6	66	39	451	59.1	1	3	25	
Wins	6	72	53	555	73.6	2	0	25		11	79	56	596	70.9	2	1	25	
Losses	1	22	8	101	36.4	0	2	22		1	22	8	101	36.4	0	2	22	
Ties	-	-	-	-	-	-	-	-		-	-	-	-	-	-	-	-	



ORONDE GADSDEN

6-2 • 215

Wide Receiver

Born: 8/20/71

College: Winston-Salem '95

Acquired: FA, 1998 • Signed Through: Tendered

NFL: Third Season • Dolphins: Third Season

#86

PRO CAREER

1999 – Started seven of the 16 games in which he played during the regular season . . . Finished second on the team with 48 receptions for 803 yards and a team-high six touchdowns . . . Trained only Tony Martin, who collected 67 receptions for 1,037 yards . . . Led or shared the team-lead in receptions three times over the course of the season . . . Also posted three 100-yard receiving games, second-most on the team, trailing only Tony Martin's five . . . Yards per reception average of 16.7 is the highest for a Dolphin receiver with 40 or more receptions since Irving Fryar averaged 17.4 yards per catch (73-1,270) in 1994 . . .

GAME HIGHLIGHTS – AT INDIANAPOLIS (10/10): Caught four passes for 123 yards and one touchdown, the second 100-yard receiving game of his career and the second-highest yardage total in his career . . . Along with Tony Martin's 166 yards, it marked the 14th time in the regular season and 16th occasion overall, including playoffs, that two Dolphins had 100 yards receiving in the same game, and the first time since November 27, 1994, when Mark Ingram had 117 yards and Irving Fryar had 103 yards at the N.Y. Jets . . . In addition, Gadsden accounted for 112 receiving yards in the second half of that game, the first time that a Dolphin accounted for 100 receiving yards in one half since December 21, 1998, when Lamar Thomas had 101 yards in the second half against Denver . . . Two of Gadsden's receptions against the Colts came within the final minute of the game . . . Hauled in a 48-yard pass from Dan Marino on fourth-and-10 from the 50 with less than a minute to play to give the Dolphins a first-and-goal from the two . . . Two plays later, caught the game-winning touchdown, from two yards out with 27 seconds left to lift the Dolphins to a 34-31 victory and cap a comeback in which Miami faced two nine-point deficits in the fourth quarter . . . Also caught a career-long 62-yard pass in the game . . .

AT OAKLAND (10/31): Tied for team-lead with three receptions and topped club with 70 yards . . .

VS. NEW ENGLAND (11/21): Caught four passes for 36 yards, with two of his receptions going for touchdowns, the second multiple-touchdown game of his career . . . Scores came on catches of four and three yards, both from Damon Huard . . .

VS. INDIANAPOLIS (12/5): Put together second straight 100-yard effort against Colts, with six catches for 103 yards, including a 24-yard TD reception . . . Six catches tied for team-lead, while his yardage total represented the third 100-yard receiving game of his career . . . Along with Tony Martin's 109 yards, it marked the second time against the Colts in 1999 that this tandem each reached the 100-yard receiving plateau . . . It was the 15th time in team history that this happened in the regular season, and the 17th time overall, including playoffs . . .

VS. SAN DIEGO (12/19): Totaled four receptions for 83 yards, including a long of 55 yards, the second-longest catch of his career . . .

AT WASHINGTON (1/2): Closed season with nine receptions for a team-best 114 yards, his third 100-yard receiving game of the year, the fourth of his career and the third-highest

yardage total of his career . . . Included among his receptions was a four-yard scoring catch from Damon Huard . . .

TWO-YEAR RECEIVING TOTALS: In his two seasons with the Dolphins Gadsden has totaled 96 receptions for 1,516 yards and 13 receiving touchdowns . . . All three figures rank among the top four for a Dolphin in his first two seasons with the club:

HIGHEST RECEIVING TOTALS BY A DOLPHIN IN HIS FIRST TWO SEASONS WITH THE TEAM

PLAYER	YEARS	REC.	PLAYER	YEARS	REC. YDs.	PLAYER	YEARS	REC. TDs
Irving Fryar	1993-94	137	Irving Fryar	1993-94	2,280	Mark Clayton	1983-84	19
Troy Stradford	1987-88	104	Paul Warfield	1970-71	1,699	Paul Warfield	1970-71	17
Keith Byars	1993-94	110	O. GADSDEN	1998-99	1,516	O. GADSDEN	1998-99	13
O. GADSDEN	1998-99	96	Mark Clayton	1983-84	1,503	Irving Fryar	1993-94	12
Terry Kirby	1993-94	89	Nat Moore	1974-75	1,310	Mark Ingram	1993-94	12

PLAYOFFS: Started both playoff games following the 1999 season . . . Led the team with eight catches for 87 yards and two touchdowns . . . Caught two passes for 25 yards, including a one-yard TD catch, in First Round Playoff game at Seattle (1/9/00) . . . Hauled in a team-high six passes for 62 yards, including a 20-yard scoring grab, in Divisional contest at Jacksonville (1/15/00) . . . TD reception in Jacksonville was the last touchdown pass by Dan Marino in his NFL career . . . In four career playoff games, including two starts, has registered 17 receptions for 208 yards and two touchdowns.

1998 – Signed with the Dolphins as a free agent on August 3 after playing with the Portland Forest Dragons of the Arena League . . . Earned a roster spot during the preseason when he led the Dolphins with nine receptions for 165 yards and one touchdown . . . Played in all 16 contests during the regular season, starting 12 of them . . . Finished second on the club with 48 receptions for 713 yards and seven touchdowns . . . Seven scores tied with O.J. McDuffie for first on the team . . . Led the team in receptions three times and in receiving yardage on four occasions . . . Made his Dolphins and NFL debut in a reserve role in season-opener at Indianapolis (9/6) . . . Only catch on the day went for a 44-yard touchdown from Dan Marino in the second quarter to give Miami a 7-3 lead . . . It marked the first time that a Dolphins receiver had a touchdown catch in his first NFL game since Tony Martin had a 35-yard TD grab from Marino in his NFL debut on September 9, 1990 at New England . . . Made first NFL start, against Buffalo (9/13), and caught two passes for 31 yards with a long of 22 . . . Led Dolphins with four receptions for 34 yards vs. Pittsburgh (9/20) . . . Tallied five receptions for a team-high 91 yards in Monday night game at Jacksonville (10/12) . . . Had three receptions for a team-high 68 yards with a long of 29, including a 12-yard TD catch, at Buffalo (11/1) . . . In a Monday night game at New England (11/23), caught three passes for 49 yards and two touchdowns, the first multiple-touchdown game of his career . . . Scores came on catches of 35 and 11 yards, both from Dan Marino . . . His second TD of the game was his fifth of the season, tying Andre Brown (1989) for the most receiving touchdowns by a Dolphins rookie or first-year player in a season . . . Recorded two receptions for 22 yards, including a 19-yard TD catch, at Oakland (12/6), marking his sixth TD catch of the year, and setting a new Dolphins single-season record for a rookie or first-year player . . . Tallied season-high and team-high totals of nine receptions for 153 yards, including a season-long catch of 50 yards, in season finale at Atlanta (12/27) . . . His nine catches in the game tied Terry Kirby for the most by a Dolphins rookie or first-year player in a game (since broken) . . . His yardage figure was the most by a club rookie or first-year performer . . . It marked the first 100-yard receiving game of his career, and his yardage total now is tied for 21st-most in franchise history . . . It also was the most by a Dolphin since O.J. McDuffie amassed 154 receiving yards (11 rec.) in a First-Round Playoff game at Buffalo on December 30, 1995. . . It was the most by a Dolphin in a regular season game since Irving Fryar posted 160 yards (6 rec.) at Minnesota on September 25, 1994 . . . Caught five passes for a team-high 85 yards with a long of 52 in First-Round Playoff game vs. Buffalo (1/2/99) . . . Started Divisional contest at Denver (1/9/99), and came up with four receptions for 36 yards . . . In 14 games with Portland prior to his arrival in Miami, caught 93 passes for 1,335 yards and 37 touchdowns . . . Added 25 tackles and three interceptions on defense including one for a touchdown, where he played linebacker . . . Was named the AFL's Rookie of the Year for 1998 . . . Holds AFL records for most points, rookie season (230) and most touchdowns, rookie season (38) . . .

ROOKIE/FIRST-YEAR RECORDS: Gadsden's 48 catches tied for third among Dolphins rookie or first-year players, while his yardage total was third . . . Both figures were second among rookie or first-year wide receivers in club annals, while Gadsden's seven receiving scores eclipsed the club record for receiving touchdowns by a rookie or first-year player, surpassing the old mark of five, formerly held by Andre Brown, who attained that mark in 1989:

DOLPHINS RECEIVING RECORDS FOR ROOKIES OR FIRST-YEAR PLAYERS

PLAYER, YEAR	REC.	PLAYER, YEAR	REC. YDs.	PLAYER, YEAR	REC. TDs
Terry Kirby, 1993	75	Terry Kirby, 1993	874	ORONDE GADSDEN, 1998	7
Jack Clancy, 1967	67	Jack Clancy, 1967	868	Andre Brown, 1989	5
ORONDE GADSDEN, 1998	48	ORONDE GADSDEN, 1998	713	Jack Harper, 1967	3
Troy Stradford, 1987	48	Nat Moore, 1974	605	Jimmy Cefalo, 1978	3
Jim Kiick, 1968	44	Ferrell Edmunds, 1988	575	Ferrell Edmunds, 1988	3
				Terry Kirby, 1993	3

1995-97 – Originally went to camp with Dallas as an undrafted rookie free agent in 1995 . . . Was waived on August 22, 1995 and signed to the practice squad on August 30, and spent the entire regular season there . . . Was signed to the 53-man roster on January 8, 1996, during the club's playoff run en route to a Super Bowl title, but sustained a severely sprained left ankle three days later and was placed on Injured Reserve . . . Was released by the Cowboys prior to the regular season in 1996 . . . Also went to camp with Pittsburgh in 1997 and was waived before the start of the regular season.

COLLEGE

As a senior at Winston-Salem, caught 56 passes for 1,111 yards and 16 touchdowns . . . Led the Central Intercollegiate Athletic Association with a 19.8-yard average per catch and finished second in receiving yardage, touchdowns and yards per game (101.0) . . . Had 31 receptions for 836 yards (27.0 avg.) and 13 touchdowns as a junior . . . Had 31 receptions for 810 yards (26.1 avg.) and 13 scores as a sophomore . . . Graduated with a degree in marketing.

PERSONAL

Single, resides in Weston, Fla . . . Attended Burke High School in his hometown of Charleston, S.C . . . In his final semester of college, served as an intern for the Drew Pearson Companies in Dallas . . . Has participated in events benefiting the Cystic Fibrosis Foundation . . . Assisted in building houses for Habitat for Humanity during each of the past two offseasons . . . Was presented with the honor of tossing the coin for the AFL's Florida Bobcats' 1999 home opener . . . In 1999 created his own clothing line, entitled "Original Gear" . . . Full name is Oronde Benjamin Gadsden, born August 20, 1971.

NFL REGULAR SEASON STATISTICS

YEAR	TEAM	G-S	RECEIVING					RUSHING			
			NO.	YDS.	AVG.	LG	TD	ATT.	YDS.	LG	TD
1998	Miami	16-12	48	713	14.9	50	7	0	0	0	0
1999	Miami	16-7	48	803	16.7	62	6	0	0	0	0
2-YEAR TOTALS		32-19	96	1516	15.8	62	13	0	0	0	0

NFL PLAYOFF STATISTICS

YEAR	TEAM	G-S	RECEIVING					RUSHING			
			NO.	YDS.	AVG.	LG	TD	ATT.	YDS.	LG	TD
1998	Miami	2-1	9	121	13.4	52	0	0	0	0	0
1999	Miami	2-2	8	87	10.9	24	2	0	0	0	0
PLAYOFF TOTALS		4-3	17	208	12.2	52	2	0	0	0	0

ADDITIONAL STATS

Passing: 1 attempt, 0 completions in 1993

SINGLE-GAME HIGHS

Most Receptions:	9	at Atlanta, 12/27/98
	9	at Washington, 1/2/00
	6	vs. Indianapolis, 12/5/99
	*6	at Jacksonville, 1/15/00
	5	at Jacksonville, 10/12/98
Most Receiving Yards:	*5	vs. Buffalo, 1/2/99
	153	at Atlanta, 12/27/98
	123	at Indianapolis, 10/10/99
	114	at Washington, 1/2/00
	103	vs. Indianapolis, 12/5/99
Longest Receptions:	91	at Jacksonville, 10/12/98
	62	at Indianapolis, 10/10/99
	55	vs. San Diego, 12/19/99
	*52	vs. Buffalo, 1/2/99
	50	at Atlanta, 12/27/98
Most TD Receptions:	44	at Indianapolis, 9/6/98
	2	at New England, 11/23/98
	2	vs. New England, 11/21/99

* Playoff Game

100-YARD RECEIVING GAMES (4)


DATE	OPPONENT	NO.	YDS.	LG	TD
12/27/98	at Atlanta	9	153	50	0
10/10/99	at Indianapolis	4	123	62	1
12/5/99	INDIANAPOLIS	6	103	24	1
1/2/00	at Washington	9	114	26	1

RECEIVING BREAKDOWN

	1999						CAREER					
	G	NO	YDS	AVG	LG	TD	G	NO	YDS	AVG	LG	TD
Buffalo	2	3	46	15.3	36	0	4	8	145	18.1	36	1
Indianapolis	2	10	226	22.6	62	2	4	11	270	24.5	62	3
Miami	-	-	-	-	-	-	-	-	-	-	-	-
New England	2	5	40	8.0	15	2	4	12	148	12.3	35	4
N.Y. Jets	2	6	110	18.3	30	1	4	10	158	15.8	30	1
AFC East	8	24	422	17.6	62	5	16	41	721	17.6	62	9
Baltimore	-	-	-	-	-	-	-	-	-	-	-	-
Cincinnati	-	-	-	-	-	-	-	-	-	-	-	-
Cleveland	-	-	-	-	-	-	-	-	-	-	-	-
Jacksonville	-	-	-	-	-	-	1	5	91	18.2	28	0
Pittsburgh	-	-	-	-	-	-	1	4	34	8.5	13	0
Tennessee	1	2	47	23.5	29	0	1	2	47	23.5	29	0
AFC Central	1	2	47	23.5	29	0	3	11	172	15.6	29	0
Denver	1	0	0	0.0	0	0	2	2	28	14.0	20	1
Kansas City	-	-	-	-	-	-	-	-	-	-	-	-
Oakland	1	3	70	23.3	36	0	2	5	92	18.4	36	1
San Diego	1	4	83	20.8	55	0	1	4	83	20.8	55	0
Seattle	-	-	-	-	-	-	-	-	-	-	-	-
AFC West	3	7	153	21.9	55	0	5	11	203	18.5	55	2
AFC Total	12	33	622	18.8	62	5	24	63	1096	17.4	62	11
Arizona	1	2	11	5.5	9	0	1	2	11	5.5	9	0
Dallas	1	3	39	13.0	17	0	1	3	39	13.0	17	0
N.Y. Giants	-	-	-	-	-	-	-	-	-	-	-	-
Philadelphia	1	1	17	17.0	17	0	1	1	17	17.0	17	0
Washington	1	9	114	12.7	26	1	1	9	114	12.7	26	1
NFC East	4	15	181	12.1	26	1	4	15	181	12.1	26	1
Chicago	-	-	-	-	-	-	-	-	-	-	-	-
Detroit	-	-	-	-	-	-	-	-	-	-	-	-
Green Bay	-	-	-	-	-	-	-	-	-	-	-	-
Minnesota	-	-	-	-	-	-	-	-	-	-	-	-
Tampa Bay	-	-	-	-	-	-	-	-	-	-	-	-
NFC Central	-	-	-	-	-	-	-	-	-	-	-	-

RECEIVING BREAKDOWN

	1999						CAREER					
	G	NO	YDS	AVG	LG	TD	G	NO	YDS	AVG	LG	TD
Atlanta	-	-	-	-	-	-	1	9	153	17.0	50	0
Carolina	-	-	-	-	-	-	1	3	21	7.0	9	0
New Orleans	-	-	-	-	-	-	1	4	60	15.0	23	0
St. Louis	-	-	-	-	-	-	1	2	5	2.5	4	1
San Francisco	-	-	-	-	-	-	-	-	-	-	-	-
NFC West	-	-	-	-	-	-	4	18	239	13.3	50	1
NFC Total	4	15	181	12.1	26	1	8	33	420	12.7	50	2
Home	8	24	396	16.5	55	3	16	44	631	14.3	55	5
Road	8	24	407	17.0	62	3	16	52	885	17.0	62	8
1st Down	16	14	233	16.6	36	3	32	23	400	17.4	44	4
2nd Down	16	16	232	14.5	55	3	32	32	411	12.8	55	3
3rd Down	16	17	290	17.1	62	0	32	37	592	16.0	62	5
4th Down	16	1	48	48.0	48	0	32	4	113	28.3	48	1
1st Half	16	25	413	16.5	55	2	32	51	842	16.5	55	8
2nd Half	16	23	390	17.0	62	4	32	44	664	15.1	62	5
Overtime	-	-	-	-	-	-	1	1	10	10.0	10	0
Grass	12	37	584	15.8	55	4	24	70	1002	14.3	55	9
Turf	4	11	219	19.9	62	2	8	26	514	19.8	62	4
Aug./Sept.	2	2	11	5.5	9	0	5	9	120	13.3	44	1
October	5	12	260	21.7	62	1	9	25	445	17.8	62	2
November	4	9	122	13.6	29	2	9	22	320	14.5	35	5
Dec./Jan.	5	25	410	16.4	55	3	9	40	631	15.8	55	5
Games 1-8	8	16	318	19.9	62	1	16	39	680	17.4	62	4
Games 9-16	8	32	485	15.2	55	5	16	57	836	14.7	55	9
Wins	9	21	391	18.6	62	3	19	45	695	15.4	62	7
Losses	7	27	412	15.3	36	3	13	51	821	16.1	50	6
Ties	-	-	-	-	-	-	-	-	-	-	-	-



SCOTT GALYON

6-2 • 242

Linebacker

Born: 3/23/74

College: Tennessee '96

Acquired: UFA (NYG), 2000 • Signed Through: 2002

NFL: Fifth Season • Dolphins: First Season

#58

PRO CAREER

1999 – Signed a three-year contract with Dolphins as an Unrestricted Free Agent from the N.Y. Giants on February 29, 2000 ... Played in all 16 regular season games with no starts for the Giants in 1999 ... Finished the season with 20 tackles (14 solo), one sack and three passes defended ... Also was second on the squad with 16 special teams tackles ... Tallied four tackles and a pass defended on defense and two stops on special teams vs. New Orleans (10/24) ... Saw most extensive action of the year on defense vs. Arizona (11/28) with lower leg injury to Marcus Buckley ... As the nickel linebacker posted two tackles, a sack for nine yards lost and three passes defended ... Also came up with two special teams tackles ... Recorded four tackles and a forced fumble on special teams, while adding two stops on defense vs. N.Y. Jets (12/5).

1998 – Played in ten games, including one start ... Finished the season with 24 total tackles (19 solo), one sack, two forced fumbles, one fumble recovery and one pass defended ... Added five stops on special teams ... Majority of his playing time was at linebacker in the nickel defense ... Suffered an Achilles/calf injury in the second game of the season at Oakland (9/13) and missed the next three games (vs. Dallas 9/21, at San Diego 9/27 and at Tampa Bay, 10/4) ... Made his first NFL start vs. Arizona (10/18) when the Giants opened in the nickel

defense . . . Helped set up the Giants final touchdown against the Cardinals when he recovered a Jake Plummer fumble at the Giants 48-yard line after he forced the fumble on a seven-yard sack . . . Suffered a tibial plateau (knee) fracture to his left leg and a torn medial collateral ligament in his left knee while covering a first quarter punt at Arizona (12/6) . . . Underwent surgery to repair the injuries on December 7 at the Hospital for Special Surgery-Cornell Medical Center in New York City and was placed on injured reserve on December 8.

1997 – Appeared in all 16 regular season games in a reserve role . . . Finished the year with 39 total tackles (31 solo), three sacks, two forced fumbles and three passes defended . . . Also tied for second on the team with 11 special teams tackles . . . Started the season as a reserve linebacker and special teams performer . . . Named special teams MVP by the coaching staff following his performance vs. Philadelphia (8/31) in the season-opener . . . Was used in the nickel defense against the Eagles due to an injury to Marcus Buckley (hip flexor) . . . With the return of Buckley at Jacksonville (9/7), Galyon's role was reduced to special teams duty . . . When Buckley filled in at weakside linebacker for LB Jessie Armstead, who was out with heat cramps in the fourth quarter, Galyon took over as the nickel linebacker . . . Suffered a concussion in the second half during a kickoff vs. Baltimore (9/14) and did not return to the game . . . Was credited with the first sack of his career at Arizona (10/12) when he came in on a blitz and forced Cardinals QB Stoney Case to fumble in the third quarter . . . The Cardinals recovered the loose football after a 30-yard loss to put themselves in a third-and-40 situation . . . Came in on a third down blitz vs. Arizona (11/16) and sacked QB Jake Plummer for an eight-yard loss to end a Cardinals drive in the first quarter . . . Created a turnover that led to a Giants touchdown in the second quarter at Philadelphia (12/7) when he forced Eagles QB Bobby Hoyer to fumble on a nine-yard sack . . . Led the team with six solo tackles and also added two solo special teams tackles at Dallas (12/21) . . . Was awarded a special teams game ball by the coaching staff for his performance against the Cowboys . . . In the NFC Wild Card game vs. Minnesota (12/27), finished with three tackles, one pass defended and one forced fumble . . . Hit QB Randall Cunningham and forced him to fumble in the third quarter . . . Contributed four special teams tackles in that playoff game as well.

1996 – Played in all 16 regular season games in a reserve role during his rookie season . . . Had two tackles on defense and tied for third on the club with nine special teams tackles . . . Saw his first action at linebacker at Dallas (9/8) when he entered the game in place of Jessie Armstead at weakside linebacker in the fourth quarter . . . Had his first NFL tackle when he stopped Emmitt Smith at the line of scrimmage for no gain on a third-and-one play to help hold Dallas to a field goal . . . Helped force the Cowboys to start their first drive deep in their own territory by downing a Mike Horan punt at the Dallas two-yard line after Conrad Hamilton batted the ball back from the goal line vs. Dallas (11/24).

COLLEGE

Was a four-year letterman (1992-95) at Tennessee . . . Was elected as one of four co-captains for his senior season of 1995 . . . Started every game at right outside linebacker during his senior campaign . . . Was the team's leading tackler with 91 stops (62 solo), one sack and ten tackles for losses . . . Led the team in tackles with 93 (67 solo) as a junior in 1994 . . . Started the season at middle linebacker, then moved to right side after Mississippi State game . . . Cracked the starting lineup in Alabama game as a sophomore in 1993 and remained a regular for final six games, including the bowl game . . . Finished as Vols' fourth-leading tackler with 54 hits, 36 solo stops and 18 assists . . . As true freshman, was a backup at right linebacker and a key special teams performer.

PERSONAL

Married to Chasity . . . Was a first-team All-Star as a defensive back and honorable mention All-America by USA Today as a senior at Seymour (Tenn.) High . . . Named to Tom Lemming's All-Southeast squad . . . Played quarterback, receiver, linebacker and safety during high school career . . . For his career, had 191 tackles and 14 interceptions . . . Averaged 38 yards as punter . . . Led Seymour to a 27-7 record and two playoff appearances during his three years . . . Had 91 tackles, four interceptions and ten passes broken up during his senior campaign . . . Caught 21 passes for 500 yards as junior . . . Moved to quarterback as senior . . . Was an All-District selection in baseball and basketball . . . During his first offseason in the NFL, served as a substitute teacher at Seymour High School . . . Would like to teach and coach at the high school level after his playing career . . . Assisted in building a house in Liberty City for Habitat for Humanity this past offseason . . . Born March 23, 1974.

NFL REGULAR SEASON STATISTICS

YEAR	TEAM	G-S	TACK.	ASST.	TOTAL	FUM. REC.	FOR. FUM.	QB SACK	YDS LOST
1996	N.Y. Giants	16-0	2	0	2	0	0	0	0.0
1997	N.Y. Giants	16-0	31	8	39	0	2	3	47.0
1998	N.Y. Giants	10-1	19	5	24	1	2	1	7.0
1999	N.Y. Giants	16-0	14	5	19	0	1	1	9.0
4-YEAR TOTALS		58-1	66	18	84	1	5	5	63.0


NFL PLAYOFF STATISTICS

YEAR	TEAM	G-S	TACK.	ASST.	TOTAL	FUM. REC.	FOR. FUM.	QB SACK	YDS LOST
1997	N.Y. Giants	1-0	3	0	3	0	1	0	0.0

ADDITIONAL STATS

Passes Defensed: 3 in 1997, 1 in 1998, 3 in 1999 for total of 7 (P-1)

Special Teams Tackles: 9 in 1996, 11 in 1997, 5 in 1998, 16 in 1999 for total of 41 (P-4)



DARYL GARDENER

6-6 • 317

Defensive Tackle

Born: 2/25/73

College: Baylor '96

Acquired: D1, 1996 • **Signed Through:** 2000

NFL: Fifth Season • **Dolphins:** Fifth Season

#92

PRO CAREER

1999 – Started 15 of the 16 games in which he played at right defensive tackle . . . Finished the year with 71 total tackles (49 solo), five sacks for 14.5 yards in losses, one fumble recovery and one forced fumble . . . Both his tackle and sack totals represented new career-highs, surpassing his previous best of 58 tackles (1997) and 1.5 sacks (1997) . . . Tackle total ranked fifth on the team and was second among linemen . . . Sack figure tied for third on the squad . . . Was voted as a second alternate at defensive tackle to the AFC Pro Bowl squad . . . Only game he did not start was vs. N.Y. Jets (12/27) as Dolphins opened with six defensive backs . . . Enters the 2000 season having appeared in 64 straight league games as he has never missed a game in his NFL career . . . Opened the season with four tackles in win at Denver (9/13) and was awarded a defensive game ball . . . Was second on the team with seven tackles in win vs. Arizona (9/19), and earned a defensive game ball for the second straight week . . . Had five tackles and a fumble recovery vs. Indianapolis (10/10) . . . Fumble recovery came in the first quarter when he scooped up an Edgerrin James fumble at the Dolphins' two and returned it 33 yards to the 35 . . . The Colts had a first-and-goal from the one prior to the fumble, and Gardener's return helped to set up an Olindo Mare field goal . . . Recorded three tackles, including a sack, at Oakland (10/31) and received a defensive game ball . . . Tallied five tackles, including a half-sack, in shutout win vs. Tennessee (11/7) and earned a defensive game ball . . . Notched eight tackles at Buffalo (11/14) . . . Was second on the team with a season-high ten tackles in 12-9 victory over San Diego (12/19) . . . Also posted a career-high two sacks in the Chargers contest and was awarded a game ball on defense . . . When he did not start the following week against the Jets (12/27), it snapped a string of 57 consecutive contests in which he had started, dating back to his rookie season of 1996 . . .

PLAYOFFS: Started both playoff games following the 1999 season at right defensive tackle . . . Totaled five tackles (3 solo) . . . Has started all five playoff games in which he has appeared during his career . . . Has recorded 20 tackles and 1.5 sacks.

1998 – Started all 16 regular season games and both playoff contests at right defensive tackle . . . Finished the year with 53 tackles, a sack and one interception . . . Also batted down three passes . . . Tackle total ranked eighth on the team and first among linemen . . . Had two tackles and an interception of a Peyton Manning pass in season-opener at Indianapolis (9/6) . . . It marked the first interception of his career and was the first interception by a Dolphins defensive lineman since Jeff Cross picked off a Drew Bledsoe pass on October 30, 1994 at New England . . . Recorded a pair of stops and was awarded a defensive game ball for his performance in shutout win vs. Pittsburgh (9/20) . . . Tallied five tackles at N.Y. Jets (10/4) . . . Registered a season-high seven tackles, including a sack and a pass defended, vs. New England (10/25) . . . Earned a defensive game ball for his efforts in the Dolphins' 12-9 win over the Patriots . . . Was credited with five stops and two passes defended at New England (11/23) . . . Started both playoff games following the 1998 season at right defensive tackle . . . Totaled seven tackles and a half-sack . . . Tallied three tackles and a half-sack in First-Round game vs. Buffalo (1/2/99) . . . Was credited with four stops in Divisional contest at Denver (1/9/99).

1997 – Started all 16 regular season games and one playoff contest at right defensive tackle . . . Finished the year with 58 total tackles, 1.5 sacks for 12.5 yards lost, a fumble recovery and a forced fumble . . . Tackle total ranked ninth on the club . . . Recorded five tackles at Green Bay (9/21) . . . Registered six stops, including a half-sack, vs. Chicago (10/27) . . . Tallied a season-high seven tackles at Buffalo (11/2) . . . Amassed four tackles, including his only full sack of the year, in season finale vs. New England (12/22) . . . Started First-Round Playoff game at New England (12/28) . . . Was credited with eight tackles, including a sack for nine yards lost.

1996 – Played in all 16 games with 12 starts at left defensive tackle as a rookie . . . Finished with 50 tackles (33 solo), one sack and a fumble recovery . . . Voted to all-rookie teams of College and Pro Football Newsweekly, The Football News and Pro Football Weekly . . . Made Dolphins debut in season opener against New England (9/1) in starting role at left defensive tackle and recorded four tackles, including a seven-yard sack of Patriots quarterback Drew Bledsoe . . . Joined fellow rookies, running back Karim Abdul-Jabbar, fullback Stanley Pritchett and linebacker Zach Thomas, for only the third time in club history and the first time since 1970 that Miami started four rookies in the season opener . . . Saw action in a reserve role in each of the next four games . . . Tallied five tackles at Indianapolis (9/23) . . . Started each of the final 11 contests . . . Recovered a fumble at New England (11/3) . . . Registered five tackles against Pittsburgh (11/25) . . . Posted a season-high six stops at Oakland (12/1) . . . First-round draft choice (20th overall) by Miami in 1996.

COLLEGE

Three-year starter at Baylor . . . Started at left defensive end as senior . . . Recorded 59 tackles (36 solo), 3.5 sacks, and six tackles for loss . . . Started each of the first eight games of junior season at left defensive end . . . Recorded 31 tackles (19 solo), seven tackles for loss, one forced fumble, one fumble recovery with a team-high 4.5 sacks . . . Started the last nine games of sophomore season at left defensive end . . . Recorded 51 tackles (25 solo), four sacks, 12 tackles for loss, one forced fumble, one fumble recovery and a pass defended . . . Saw reserve action as freshman . . . Recorded 18 tackles (14 solo), with three sacks and six tackles for loss . . . Majored in sociology.

PERSONAL

Married to Tarnesia (12/2/95), couple resides in Parkland, Fla., with son, Da'vante, and daughter, Sha'nice . . . Attended Lawton (Okla.) High School . . . Named all-state as a senior . . . Recorded 149 tackles, eight sacks, nine quarterback pressures, while adding eight receptions for 138 yards and two touchdowns . . . Excelled in basketball, averaging 17.2 points and ten rebounds per game . . . Has worked with the Kara Morris Foundation, the Big Brothers program and has become extremely involved with the Guardian Ad Litem Program . . . Enjoys fishing . . . Lists "The Simpsons" as favorite television show, The Bible as favorite book and Janet Jackson as favorite recording artist . . . Full name is Daryl Ronald Gardener, born February 25, 1973, in Baltimore, Md.

NFL REGULAR SEASON STATISTICS

YEAR	TEAM	G-S	TACK.	ASST.	TOTAL	FUM. REC.	FOR. FUM.	QB SACK	YDS LOST
1996	Miami	16-12	33	17	50	1	0	1	7.0
1997	Miami	16-16	44	14	58	1	1	1½	12.5
1998	Miami	16-16	37	16	53	0	0	1	9.0
1999	Miami	16-15	49	22	71	1	1	5	14.5
4-YEAR TOTALS		64-59	163	69	232	3	2	8½	43.0


NFL PLAYOFF STATISTICS

YEAR	TEAM	G-S	TACK.	ASST.	TOTAL	FUM. REC.	FOR. FUM.	QB SACK	YDS LOST
1997	Miami	1-1	5	3	8	0	0	1	9.0
1998	Miami	2-2	6	1	7	0	0	½	4.0
1999	Miami	2-2	3	2	5	0	0	0	0.0
PLAYOFF TOTALS		5-5	14	6	20	0	0	1½	13.0

ADDITIONAL STATS

Interceptions: 1 for -1 yards in 1998

Passes Defensed: 3 in 1998



HUNTER GOODWIN

6-5 • 270

Tight End

Born: 10/10/72

College: Texas A&M '96

Acquired: RFA (Minn.), 1999 • **Signed Through:** 2001

NFL: Fifth Season • **Dolphins:** Second Season

#83

PRO CAREER

1999 – Signed an offer sheet on a three-year contract as a Restricted Free Agent from Minnesota on April 7, 1999 . . . Vikings declined to match the offer on April 9 . . . Dolphins gave Minnesota their 1999 fourth-round draft choice (120th overall) as compensation . . . Played in 15 regular season games, including five starts . . . Was inactive for one contest . . . Three of his starts on the year came as part of a two-tight-end set . . . Finished with a career-high eight receptions, totaling 55 yards . . . Also was credited with eight tackles and a forced fumble on special teams . . . Was awarded an offensive game ball for his blocking efforts in season-opening win at Denver (9/13), as Dolphins rushed for 111 yards . . . Received a special teams game ball in win vs. Philadelphia (10/24) . . . In addition, caught one pass for a season-long 14-yard reception in the Eagles contest, tying for the second-longest catch of his career . . . Also earned a game ball on special teams the following week in victory at Oakland (10/31) . . . Was inactive vs. New England (11/21) with a calf injury . . . Tied a career-best with two receptions for 17 yards vs. San Diego (12/19) . . . Surpassed that figure the following week vs. N.Y. Jets (12/27) when he caught three passes for 14 yards . . . Overall, over the final three weeks of the season, caught six passes for 40 yards . . . Opened each of the final two games of the year (vs. N.Y. Jets 12/27, at Washington 1/2/00) with knee injury to Troy Drayton . . .

PLAYOFFS: Appeared in both playoff games following the 1999 season in a reserve role . . . Caught one pass for six yards in first round contest at Seattle (1/9/00) . . . In his career, has played in seven postseason contests, including three starts, and caught one pass for six yards.

1998 – Played in 15 regular season games, all in a reserve role, for the Vikings in 1998 ... Caught three passes for 16 yards on the season ... Also posted a career-high nine special teams tackles ... Long play of the year came on a nine-yard grab at Baltimore (12/13) ... Played a key role as a blocker as Robert Smith rushed for 1,187 yards and a 4.8-yard average per carry ... Started both playoff contests following the 1998 season and did not have any stats.

1997 – Played in all 16 contests, including two starts ... Caught a career-high seven passes for 61 yards ... Also recorded two tackles on special teams ... Had a career-high two receptions twice: at Buffalo (8/31) and at Chicago (9/7) ... Had a season-high 17 receiving yards in opener at Buffalo (8/31) ... Had a season-long 14-yard reception vs. Carolina (10/21) ... Also served in a critical blocking role as Robert Smith rushed for 1,266 yards and a 5.5-yard average per attempt ... Saw action in both playoff games in a reserve role and did not post any stats.

1996 – Started six of the nine games in which he appeared ... Caught one pass for 24 yards ... Was the only Vikings rookie to start a game in '96 ... In addition, six starts tied with Gordon Smith (1961) for the second-most starts ever by a Vikings rookie tight end, trailing only Hal Bedsole, who opened eight contests in 1964 ... Made NFL debut vs. Chicago (9/15) ... His 24-yard reception vs. Arizona (12/1) was first of career and longest by a Vikings tight end in 1996 ... Fourth-round draft choice (97th overall) of Minnesota in 1996, with a choice obtained from Arizona in a draft-day trade-up.

COLLEGE

Earned all-conference honors at two different schools, at two different positions, in two different conferences and divisions ... Transferred to Texas A&M in 1993 following two seasons (1991-92) at Texas A&M-Kingsville ... Sat out the 1993 season under NCAA transfer rules ... Caught 21 passes for 219 yards and posted 48 knockdowns for the Javelinas in 1992 when he earned All-Lone Star Conference honors ... Played mainly as a blocking tight end as a freshman in 1991 ... Started at right tackle in his Texas A&M debut, at LSU (9/3/94) ... Was an All-Southwest Conference selection at offensive tackle for the Aggies as a senior in 1995 ... Recorded 81 knockdown blocks while helping the Aggies average 360.2 yards per game in 1995 ... In his collegiate career, played for teams that posted a combined 35-9-1 record ... Helped lead the way for three backs (Rodney Thomas, Leeland McElroy and Detron Smith), who were drafted by the NFL ... Set a school record for the power clean lift (374 pounds) in 1995 ... Earned degree in agricultural economics from Texas A&M during 1999 offseason.

PERSONAL

Single ... Was an All-Tri-County pick as a tight end and defensive end at Bellville (Texas) High School ... Also lettered in basketball, baseball and track ... Father, Bob, played center for the University of Texas in the 1960s ... Sister, Amy, was an All-America track athlete at the University of Southern California and the Texas Class 3A record holder in the 800- and 1500-meter runs ... Donated \$20,000 shortly after he was drafted to Texas A&M's 12th Man Foundation, which helps fund an athletic scholarship ... Participated in the Dolphins annual charity fishing tournament to benefit Cystic Fibrosis in 1999 and this past offseason ... Won a prize for the largest tuna caught in the 1999 tournament and in 2000 for the largest kingfish ... Assisted in building a house in Liberty City for Habitat for Humanity this past offseason ... Full name is Robert Hunter Goodwin, born October 10, 1972 in Bellville, Texas.

NFL REGULAR SEASON STATISTICS

YEAR	TEAM	G-S	RECEIVING					RUSHING			
			NO.	YDS.	AVG.	LG	TD	ATT.	YDS.	LG	TD
1996	Minnesota	9-6	1	24	24.0	24	0	0	0	0	0
1997	Minnesota	16-4	7	61	8.7	14	0	0	0	0	0
1998	Minnesota	15-0	3	16	5.3	9	0	0	0	0	0
1999	Miami	15-5	8	55	6.9	14	0	0	0	0	0
4-YEAR TOTALS		55-15	19	156	8.2	24	0	0	0	0	0
MIAMI TOTALS		15-5	8	55	6.9	14	0	0	0	0	0

NFL PLAYOFF STATISTICS

YEAR	TEAM	G-S	RECEIVING					RUSHING			
			NO.	YDS.	AVG.	LG	TD	ATT.	YDS.	LG	TD
1996	Minnesota	1-1	0	0	0.0	0	0	0	0	0	0
1997	Minnesota	2-0	0	0	0.0	0	0	0	0	0	0
1998	Minnesota	2-2	0	0	0.0	0	0	0	0	0	0
1999	Miami	2-0	1	6	6.0	6	0	0	0	0	0
PLAYOFF TOTALS		7-3	1	6	6.0	6	0	0	0	0	0
MIAMI TOTALS		2-0	1	6	6.0	6	0	0	0	0	0

ADDITIONAL STATS

Special Teams Tackles: (Minnesota) 2 in 1997, 9 in 1998, (Miami) 8 in 1999 for total of 19 (P-1)

Forced Fumbles: (Miami) 1 in 1999

SINGLE-GAME HIGHS

Most Receptions: 3 vs. N.Y. Jets, 12/27/99
 2 at Buffalo, 8/31/97
 2 at Chicago, 9/7/97
 2 vs. San Diego, 12/19/99

Most Receiving Yards: 24 vs. Arizona, 12/1/96
 17 at Buffalo, 8/31/97
 17 vs. San Diego, 12/19/99
 14, four times

Longest Receptions: 24 vs. Arizona, 12/1/96
 14 vs. Carolina, 10/21/97
 14 vs. Philadelphia, 10/24/99
 13 at Buffalo, 8/31/97

RECEIVING BREAKDOWN

	1999						CAREER					
	G	NO	YDS	AVG	LG	TD	G	NO	YDS	AVG	LG	TD
Buffalo	2	0	0	0.0	0	0	3	2	17	8.5	13	0
Indianapolis	2	0	0	0.0	0	0	3	0	0	0.0	0	0
Miami	-	-	-	-	-	-	-	-	-	-	-	-
New England	1	0	0	0.0	0	0	2	0	0	0.0	0	0
N.Y. Jets	2	3	14	4.7	7	0	3	3	14	4.7	7	0
AFC East	7	3	14	4.7	7	0	11	5	31	6.2	13	0
Baltimore	-	-	-	-	-	-	1	1	9	9.0	9	0
Cincinnati	-	-	-	-	-	-	1	0	0	0.0	0	0
Cleveland	-	-	-	-	-	-	-	-	-	-	-	-
Jacksonville	-	-	-	-	-	-	1	0	0	0.0	0	0
Pittsburgh	-	-	-	-	-	-	-	-	-	-	-	-
Tennessee	1	0	0	0.0	0	0	2	1	0	0.0	0	0
AFC Central	1	0	0	0.0	0	0	5	2	9	4.5	9	0


RECEIVING BREAKDOWN

	1999						CAREER					
	G	NO	YDS	AVG	LG	TD	G	NO	YDS	AVG	LG	TD
Denver	1	0	0	0.0	0	0	2	0	0	0.0	0	0
Kansas City	-	-	-	-	-	-	-	-	-	-	-	-
Oakland	1	0	0	0.0	0	0	2	0	0	0.0	0	0
San Diego	1	2	17	8.5	10	0	1	2	17	8.5	10	0
Seattle	-	-	-	-	-	-	-	-	-	-	-	-
AFC West	3	2	17	8.5	10	0	5	2	17	8.5	10	0
AFC Total	11	5	31	6.2	10	0	21	9	57	6.3	13	0
Arizona	1	1	1	1.0	1	0	3	3	36	12.0	24	0
Dallas	1	0	0	0.0	0	0	2	0	0	0.0	0	0
N.Y. Giants	-	-	-	-	-	-	1	0	0	0.0	0	0
Philadelphia	1	1	14	14.0	14	0	2	1	14	14.0	14	0
Washington	1	1	9	9.0	9	0	2	1	9	9.0	9	0
NFC East	4	3	24	8.0	14	0	10	5	59	11.8	24	0
Chicago	-	-	-	-	-	-	4	2	14	7.0	11	0
Detroit	-	-	-	-	-	-	5	0	0	0.0	0	0
Green Bay	-	-	-	-	-	-	5	0	0	0.0	0	0
Minnesota	-	-	-	-	-	-	-	-	-	-	-	-
Tampa Bay	-	-	-	-	-	-	6	2	12	6.0	7	0
NFC Central	-	-	-	-	-	-	20	4	26	6.5	11	0
Atlanta	-	-	-	-	-	-	-	-	-	-	-	-
Carolina	-	-	-	-	-	-	1	1	14	14.0	14	0
New Orleans	-	-	-	-	-	-	1	0	0	0.0	0	0
St. Louis	-	-	-	-	-	-	1	0	0	0.0	0	0
San Francisco	-	-	-	-	-	-	1	0	0	0.0	0	0
NFC West	-	-	-	-	-	-	4	1	14	14.0	14	0
NFC Total	4	3	24	8.0	14	0	34	10	99	9.9	24	0
Home	7	7	46	6.6	14	0	25	9	84	9.3	24	0
Road	8	1	9	9.0	9	0	30	10	72	7.2	13	0
1st Down	-	-	-	-	-	-	-	-	-	-	-	-
2nd Down	-	-	-	-	-	-	-	-	-	-	-	-
3rd Down	-	-	-	-	-	-	-	-	-	-	-	-
4th Down	-	-	-	-	-	-	-	-	-	-	-	-
1st Half	-	-	-	-	-	-	-	-	-	-	-	-
2nd Half	-	-	-	-	-	-	-	-	-	-	-	-
Overtime	-	-	-	-	-	-	-	-	-	-	-	-
Grass	11	8	55	6.9	14	0	25	15	101	6.7	14	0
Turf	4	0	0	0.0	0	0	30	4	55	13.8	24	0
Aug./Sept.	2	1	1	1.0	1	0	13	5	32	6.4	13	0
October	5	1	14	14.0	14	0	12	4	44	11.0	14	0
November	3	0	0	0.0	0	0	14	1	7	7.0	7	0
Dec./Jan.	5	6	40	6.7	10	0	16	9	73	8.1	24	0
Games 1-8	8	2	15	7.5	14	0	27	10	83	8.3	14	0
Games 9-16	7	6	40	6.7	10	0	28	9	73	8.1	24	0
Wins	8	4	32	4.0	14	0	36	14	126	9.0	24	0
Losses	7	4	23	5.8	9	0	19	5	30	6.0	9	0
Ties	-	-	-	-	-	-	-	-	-	-	-	-



DOLPHIN FACT

Since 1970, the Dolphins have had 130 players selected to appear in the Pro Bowl. Last year, Sam Madison was voted as a starter to the AFC squad, becoming the first cornerback in team history to be named to the Pro Bowl team. Offensive guard is the position which Miami has been represented at most often (19 times, led by Bob Kuechenberg's six appearances). Surprisingly, despite the high number of appearances by the rest of the offensive line (also, 12 by centers), Dolphins offensive tackles have played in the Pro Bowl on only ten occasions (Richmond Webb, seven times; Norm Evans, twice and Wayne Moore, once).



JERMAINE HALEY

6-4 • 305

Defensive Tackle

Born: 2/13/73

College: Butte College '98

Acquired: D7a, 1999 • Signed Through: 2002

NFL: First Season • Dolphins: First Season

#94

PRO CAREER


1998-99 – Was the first of two seventh-round draft choices (232nd overall) by Miami in 1999 . . . Was still under contract with Toronto of the Canadian League at the time . . . Signed a three-year contract with the Dolphins on March 2, 2000 . . . Played 1998-99 with Toronto . . . In his two seasons with the Argonauts, totaled 66 tackles, ten sacks, a forced fumble and an interception . . . Also rushed for 15 yards on three carries . . . Signed with Toronto as a free agent in May of 1998 . . . Was nominated as the team's Outstanding Rookie in 1998 after he compiled 35 tackles and finished second on the club with seven sacks . . . Had two sacks in a game on two occasions: at Winnipeg (8/27) and British Columbia (9/12).

COLLEGE

Played one season (1997) at Butte College, a junior college in Oroville, Calif . . . Was a first-team JUCO All-America selection that year.

PERSONAL

Married to Paula, with a daughter, Charmaine, and two sons, Jermaine, Jr. and Abure . . . Resides in Port Coquitlam, British Columbia . . . Attended Hanford (Calif.) High School . . . Played five years of Canadian junior football, with the Surrey Rams (1991-93) and Okanagan Sun (1994-95) . . . Was a perennial all-star on both offense and defense . . . Assisted in building a house in Liberty City for Habitat for Humanity this past offseason . . . Born February 13, 1973 in Fresno, Calif.



RAY HILL

6-0 • 192

Cornerback

Born: 8/7/75

College: Michigan State '98

Acquired: Wai (Buff.), 1998 • Signed Through: 2000

NFL: Third Season • Dolphins: Third Season

#28

PRO CAREER

1999 – Played in a reserve role in all 16 regular season games . . . Recorded one tackle and a pass defended on defense . . . Finished sixth on the club with 14 tackles on special teams, where he also forced a fumble . . . Was awarded a game ball on special teams for his performance in win at Oakland (10/31) . . . Registered five special teams stops in victory vs. New England (11/21) and received a game ball on special teams . . . Notched two special teams tackles, including a forced fumble, at N.Y. Jets (12/12) . . . Forced fumble came on a

kickoff return by the Jets' Dwight Stone, which was recovered by Derrick Rodgers and led to an Olindo Mare field goal . . . Also earned a special teams game ball in win vs. San Diego (12/19) . . .

PLAYOFFS: Appeared in both playoff games following the 1999 season in a reserve role, the first two postseason games of his career . . . Did not post any stats.

1998 – Was awarded to Miami off waivers from Buffalo on November 19 . . . With the Dolphins, played in two games, both in a reserve role . . . Was inactive for three others . . . Did not post any stats . . . Saw action in a reserve role in both of Miami's playoff games following the season . . . Overall, with the Dolphins and Bills, saw action in six games, all as a reserve . . . Totaled three special teams tackles, all with the Bills . . . Originally signed with Buffalo as an undrafted rookie free agent for 1998.

COLLEGE

Was a four-year letterman at Michigan State (1994-97) . . . Finished his Spartan career by starting each of his final 35 games . . . Tallied 115 tackles and six interceptions during his four-year career . . . Was a second-team All-Big Ten choice following his senior season when he opened all 12 contests at right cornerback and amassed 65 tackles and four interceptions . . . Majored in criminal justice.

PERSONAL

Single, splits residences between Davie, Fla. and Detroit, Mich . . . Prepped at Chadsey High School in Detroit, Mich, where he was a four-year starter on the varsity squad . . . Recorded 63 tackles and 11 pass breakups as a senior . . . Coming out of high school, was ranked as the nation's No. 8 cornerback and the Midwest's No. 34 prospect overall by *Tom Lemming's Prep Football Report* . . . Brother, Renaldo, currently is in his senior season as a cornerback at Michigan State . . . Assisted in building a house for Habitat for Humanity during each of the past two offseasons . . . Along with the other Dolphin defensive backs, was part of the Prudential/No Passing Zone Program in 1999 in which he donated three tickets for each home game to the Boys and Girls Clubs of Broward County . . . Also was part of a defensive backfield that won the team's Community Service Award for 1999 . . . Born August 7, 1975 in Detroit, Mich.

NFL REGULAR SEASON STATISTICS

YEAR	TEAM	G-S	TACK.	ASST.	TOTAL	FUM. REC.	INT.	YDS.	LG	TD
1998	Buffalo	4-0	0	0	0	0	0	0	0	0
	Miami	2-0	0	0	0	0	0	0	0	0
1999	Miami	16-0	1	0	1	0	0	0	0	0
2-YEAR TOTALS		22-0	1	0	1	0	0	0	0	0

NFL PLAYOFF STATISTICS


YEAR	TEAM	G-S	TACK.	ASST.	TOTAL	FUM. REC.	INT.	YDS.	LG	TD
1998	Miami	2-0	0	0	0	0	0	0	0	0
1999	Miami	2-0	0	0	0	0	0	0	0	0
PLAYOFF TOTALS		4-0	0	0	0	0	0	0	0	0

ADDITIONAL STATS

Passes Defensed: (Miami): 1 in 1999

Forced Fumbles: (Miami): 1 in 1999

Special Teams Tackles: (Buffalo): 3 in 1998, (Miami): 14 in 1999 for total of 17



KENO HILLS

6-6 • 305

Tackle

Born: 6/13/73

College: Louisiana-Lafayette '96

Acquired: FA, 2000 • Signed Through: 2000

NFL: Fifth Season • Dolphins: First Season

#69

PRO CAREER

1999 – Signed a one-year contract with the Dolphins as a free agent on June 21, 2000 after being released by Chicago on June 16 . . . Began the '99 season with the Saints . . . Was inactive for seven games, dressed but did not play in one other with New Orleans before being released on November 10 . . . Signed with the Bears on December 30 and was inactive for his only game on the team's 53-man roster.

1998 – Played in 12 games with the Saints, including one start . . . Was inactive for three contests, dressed but did not play in another . . . Opened season finale vs. Buffalo (12/27) at right guard.

1997 – Started six of the nine games in which he played . . . Was inactive for each of the first seven contests of the season . . . Opened at right guard in games 9-14 . . . First NFL start came vs. San Francisco (10/26).

1996 – Saw action in one game in a reserve role during his rookie season . . . Was inactive for 13 games, dressed but did not play in two others . . . Made NFL debut in his hometown, at Tampa Bay (11/24) . . . Was the first of two sixth-round draft choices (179th overall) by New Orleans in 1996.

COLLEGE

Was a three-year starter (1993-95) at the University of Louisiana-Lafayette . . . Started all but one game over his final three seasons for the Ragin' Cajuns . . . Was a first-team All-Big West Conference selection each of his last two years . . . Played in the Hula Bowl following his senior season . . . Began his collegiate career at Kent St. in 1991 before transferring . . . Majored in general studies.

PERSONAL

Was an all-state and all-district choice as a two-way lineman at Tampa (Fla.) Tech High School . . . Played in the Florida All-Star game and Kiwanis Bowl . . . Full name is Keno J. Hills, born June 13, 1973 in Tampa, Fla.

NFL REGULAR SEASON STATISTICS


GAMES/STARTS: 1996: 1/0, 1997: 9/6, 1998: 12/1, 1999: 0/0

4-YEAR TOTALS: 22/7



DOLPHIN FACT

Dolphins kicker Garo Yepremian is the only player in Miami history to be named as Most Valuable Player in the NFL's annual Pro Bowl contest. On Jan. 20, 1974, Yepremian booted five field goals to account for all of the AFC's scoring in a 15-13 win.



DAMON HUARD

6-3 • 217

Quarterback

Born: 7/9/73

College: Washington '96

Acquired: FA, 1997 • Signed Through: 2001

NFL: Fourth Season • Dolphins: Fourth Season

#11

PRO CAREER

1999 – Played in all 16 regular season games, including five starts . . . Also served as the holder on placements throughout the season . . . Finished the year by completing 125 of 216 (57.9%) passes for 1,288 yards with eight touchdowns, four interceptions and a passer rating of 79.8 . . . Also was fourth on the team with 124 yards rushing on 28 attempts with a long run of 25 yards . . . Took snaps at quarterback in nine contests overall, including games as both a starter and as a reserve . . . Led team to a record of 4-1 as a starter, including wins in each of his first three starts, only the second quarterback in team history to achieve that feat (Earl Morrall in 1972) . . . In addition, became the first Dolphins quarterback other than Dan Marino to lead the team to three straight wins as a starter since David Woodley guided Miami to three consecutive victories to close out the 1982 regular season . . . With eight touchdown passes, it marked the most by a Dolphins quarterback other than Marino since 1993, when Scott Mitchell tossed 12 TD passes when Marino missed the final 11 games of that year with a torn right Achilles' tendon . . . Signed a two-year contract extension through the 2001 season on December 3, 1999 . . .

GAME HIGHLIGHTS – AT NEW ENGLAND (10/17): Took first snaps under center of the year when he entered the game following the second series, replacing an injured Dan Marino (right trapezius spasms) . . . Completed 24 of 42 passes for 240 yards with two touchdowns and an interception . . . Was sacked nine times on the day . . . Also rushed for 54 yards on six carries, including a long run of 25 . . . Of his six rush attempts, three were good for first downs on Dolphin scoring drives . . . His rushing total was the most by a Dolphins quarterback in a game since David Woodley scampered for 58 yards on seven attempts on September 12, 1982 at the N.Y. Jets . . . His 25-yard run was the longest by a Dolphins QB since Scott Mitchell had a 32-yard run on November 14, 1993 at Philadelphia . . . Dolphins trailed 7-0 when he came into the game, and his first pass was intercepted by Ty Law and returned 27 yards for a touchdown . . . Following that, led the Dolphins to scores on five of their final six possessions of the first half, including four Olindo Mare field goals . . . Lone touchdown of the half came on 69-yard strike to Tony Martin with 7:48 to play in the half . . . That was the first TD pass of Huard's career and was the longest completion by a Dolphin since Dan Marino hooked up with Stanley Pritchett for a 74-yard scoring pass on September 15, 1996 against the N.Y. Jets . . . With Dolphins trailing 30-22 with 5:46 remaining, led the Dolphins on two consecutive scoring drives to close out the game, including a five-yard TD pass to Stanley Pritchett on third-and-goal with 23 seconds to play, giving the Dolphins a 31-30 lead . . . Including the touchdown pass, Huard converted four third-down completions on the game-winning drive . . . For his performance, Huard was named the Miller Lite NFL Player of the Week . . .

VS. PHILADELPHIA (10/24): Made his first NFL start, replacing an injured Marino (right trapezius spasms) and completed 15 of 21 passes for 142 yards with no touchdowns and one interception in Miami's 16-13 victory . . . Added 12 rushing yards on six carries . . . His one interception was returned 67 yards for a touchdown by Eagles S Brian Dawkins . . . Long pass of 26 yards to went to TE Troy Drayton . . .

AT OAKLAND (10/31): Made his second consecutive start and connected on 16 of 32 passes for 221 yards with no touchdowns and no interceptions in a 16-9 win . . . Also ran for six yards on six attempts and had one reception for no yards when he caught his own deflected pass . . . It was the first reception by a Dolphins quarterback since Dan Marino had one for minus-six yards on November 12, 1995 at New England . . . Long completion of 36 yards went to WR Oronde Gadsden . . .

VS. TENNESSEE (11/7): Was 15 of 25 for 210 yards with two touchdowns and no interceptions in the Dolphins' 17-0 victory . . . Touchdown passes came on completions of six

yards to Stanley Pritchett and 43 yards to Tony Martin . . .

AT BUFFALO (11/14): Completed nine of 25 passes for 65 yards with no touchdowns and one interception in a 23-3 loss, Miami's only one with Huard as a starter . . . Also rushed two times for nine yards . . .

VS. NEW ENGLAND (11/21): In his final game as a starter with Marino still out, hit on 18 of 30 passes for 129 yards with two touchdowns and no interceptions . . . His TD passes both went to Oronde Gadsden, from four and three yards out . . . Left the game permanently in the third quarter with a broken nose sustained after being sacked by Willie McGinest . . . Also rushed for 13 yards on three attempts . . .

AT DALLAS (11/25): Saw action in a reserve role and completed four of five passes for 44 yards with a long of 27 . . . Also rushed once for six yards . . .

AT N.Y. JETS (12/12): Saw reserve action late in contest and connected on six of seven passes for 75 yards with one touchdown and a long of 18 yards . . . Touchdown pass was an eight-yard toss to Oronde Gadsden . . .

AT WASHINGTON (1/2): Played the entire second half and connected on 18 of 29 passes for 162 yards with one touchdown and one interception . . . Touchdown pass came on a four-yard completion to Oronde Gadsden . . . Also rushed for 22 yards on two carries with a long run of 17 yards . . .

PLAYOFFS: Played in both postseason games following the 1999 season in a reserve role, including one contest as a quarterback . . . Completed five of 16 passes for 46 yards with no touchdowns and no interceptions . . . Also had one rush attempt for two yards . . . All of stats came in Divisional game at Jacksonville (1/15/00) . . . In his career, has appeared in three postseason contests, all in a reserve capacity . . . Has completed five of 16 passes for 46 yards with no touchdowns and no interceptions . . . Has also rushed three times for no yards.

1998 – Played in a reserve role in two contests . . . Was designated as the third quarterback for eight contests . . . Completed six of nine passes for 85 yards with no touchdowns and an interception on the year . . . Relieved Dan Marino in the fourth quarter at N.Y. Jets (10/4), marking the initial regular season action of his NFL career . . . Connected on two of three passes for 21 yards in that game . . . First NFL pass was a 15-yard completion to TE Ed Perry . . . Came in for Marino in the fourth quarter of season finale at Atlanta (12/27) and completed four of six passes for 64 yards with no touchdowns and an interception . . . Connected with Oronde Gadsden for a 24-yard completion, his longest of the season . . . Saw action in a reserve role in one of the Dolphins' two playoff games following the 1998 season . . . Entered Divisional contest at Denver (1/9/99) as the third quarterback in the fourth quarter, the first postseason action of his NFL career . . . Did not attempt any passes, rushed twice for minus-two yards . . . Played with Frankfurt of NFL Europe in the spring of '98 . . . Started all ten regular season games for the Galaxy and completed 159 of 290 passes (54.8%) for 1,857 yards with 12 touchdowns, seven interceptions and a rating of 78.2 . . . Also rushed for 65 yards and a touchdown on 28 attempts . . . Completion percentage led the league, yardage total and rating were third and 12 TD passes ranked fourth . . . Led club to a 7-3 record and a berth in World Bowl '98 . . . Missed the championship game, however, with a sprained AC joint in his right shoulder sustained in the first quarter of the season finale at the Rhein Fire.

1997 – Began the year on the Dolphins' practice squad where he spent one game . . . Signed to the 53-man roster on September 6 . . . Was designated as the third quarterback for the remaining 15 regular season games as well as the First-Round Playoff contest at New England (12/28) . . . Signed with the Dolphins as a free agent on April 24, 1997.

1996 – Went to camp with Cincinnati as an undrafted free agent . . . Was released prior to the regular season.

COLLEGE

Was a four-year letterman (1992-95) and three-year starter (1993-95) at Washington . . . Concluded his career as the Huskies' all-time passing leader with 5,692 yards . . . In his career, connected on 458 of 744 passes (61.6%) for 5,692 yards with 34 touchdowns and 28 interceptions . . . Completed 184 of 267 passes (64.1%) for 2,415 yards with 11 touchdowns and six interceptions his senior season of 1995 . . . His yardage total ranks as the second-most in school history . . . Was named ABC Sports Player of the Game in Washington's victory over Miami (Fla.) to end the Hurricanes' NCAA-record 58-game home winning streak . . . Redshirted as a freshman in 1991 . . . Majored in business.

PERSONAL

Married to Julie, couple resides in Plantation, with daughter, Holly . . . Attended Puyallup (Wash.) High School . . . Earned letters in football and basketball . . . Named All-America performer at quarterback while also leading the state with a 24.6 point per game mark as a junior on the basketball team . . . Played tight end as a sophomore before being converted to quarterback . . . As a senior, was an all-state pick and the Gatorade State Player of the Year . . . Was a National Football Foundation & Hall of Fame Scholarship Athlete . . . Assisted in building two houses for Habitat for Humanity in South Miami during 1997 bye weekend . . . Has participated in events benefiting the Cystic Fibrosis Foundation . . . Won a prize for the largest tuna caught at the Dolphins annual charity fishing tournament to benefit the Cystic Fibrosis Foundation this past offseason . . . Brother, Brock, is a quarterback who also played at the University of Washington and now is with the Seattle Seahawks . . . Has another brother, Luke, who is in his sophomore year as a quarterback at the University of North Carolina . . . Born July 9, 1973 in Yakima, Wash.

NFL REGULAR SEASON STATISTICS

YEAR	TEAM	G-S	ATT.	COMP.	YDS.	PCT.	TD	INT.	LG	TKLD.	RATE
1997	Miami	0-0	0	0	0	0.0	0	0	0	0/0	-
1998	Miami	2-0	9	6	85	66.7	0	1	24	1/9	57.4
1999	Miami	16-5	216	125	1288	57.9	8	4	69t	28/185	79.8
3-YEAR TOTALS		18-5	225	131	1373	58.2	8	5	69t	29/194	78.6

NFL PLAYOFF STATISTICS

YEAR	TEAM	G-S	ATT.	COMP.	YDS.	PCT.	TD	INT.	LG	TKLD.	RATE
1998	Miami	1-0	0	0	0	0.0	0	0	0	0/0	-
1999	Miami	2-0	16	5	46	31.3	0	0	15	3/17	40.6
PLAYOFF TOTALS		3-0	16	5	46	31.3	0	0	15	3/17	40.6

ADDITIONAL STATS

Rushing: 28 for 124, 4.4 avg., long 25 in 1999 (P-3 for 0 yards, 0.0 avg., long 2)

Receiving: 1 for 0 yards in 1999

Miscellaneous Fumble Recoveries: 1 in 1999

1998 GAME-BY-GAME PASSING

DATE	OPPONENT	ATT.	CMP.	YDS.	PCT.	TD	INT.	LG	TKLD.	W/L	SCORE
10/4	at N.Y. Jets	3	2	21	66.7	0	1	15	0/0	L	9-20
12/27	at Atlanta	6	4	64	66.7	0	0	24	1/9	L	16-38
*1/9	at Denver	0	0	0	0.0	0	0	0	0/0	L	3-35

1999 GAME-BY-GAME PASSING

DATE	OPPONENT	ATT.	CMP.	YDS.	PCT.	TD	INT.	LG	TKLD.	W/L	SCORE
9/13	at Denver	Served as holder									
9/19	ARIZONA	Served as holder									
10/4	BUFFALO	Served as holder									
10/10	at Indianapolis	Served as holder									
10/17	at New England	42	24	240	57.1	2	1	69t	9/53	W	31-30
#10/24	PHILADELPHIA	21	15	142	71.4	0	1	26	1/8	W	16-13
#10/31	at Oakland	32	16	221	50.0	0	0	36	5/37	W	16-9
#11/7	TENNESSEE	25	15	210	60.0	2	0	43t	4/25	W	17-0
#11/14	at Buffalo	25	9	65	36.0	0	1	14	3/24	L	3-23
#11/21	NEW ENGLAND	30	18	129	60.0	2	0	15	2/19	W	28-17
11/25	at Dallas	5	4	44	80.0	0	0	27	1/9	L	0-20
12/5	INDIANAPOLIS	Served as holder									
12/12	at N.Y. Jets	7	6	75	85.7	1	0	18	0/0	L	20-28
12/19	SAN DIEGO	Served as holder									
12/27	N.Y. JETS	Served as holder									
1/2	at Washington	29	18	162	62.1	1	1	19	3/10	L	10-21
*1/9	at Seattle	Served as holder									
*1/15	at Jacksonville	16	5	46	31.3	0	0	15	3/17	L	7-62

- started


SINGLE-GAME HIGHS

Pass Attempts:	42 at New England, 10/17/99
	32 at Oakland, 10/31/99
	30 vs. New England, 11/21/99
	29 at Washington, 1/2/00
	25 vs. Tennessee, 11/7/99
	25 at Buffalo, 11/14/99
Pass Completions:	24 at New England, 10/17/99
	18 vs. New England, 11/21/99
	18 at Washington, 1/2/00
	16 at Oakland, 10/31/99
	15 vs. Philadelphia, 10/24/99
	15 vs. Tennessee, 11/7/99
Yards Passing:	240 at New England, 10/17/99
	221 at Oakland, 10/31/99
	210 vs. Tennessee, 11/7/99
	162 at Washington, 1/2/00
	142 vs. Philadelphia, 10/24/99
TD Passes:	2 at New England, 10/17/99
	2 vs. Tennessee, 11/7/99
	2 vs. New England, 11/21/99
Interceptions:	1, five times (last: at Washington, 1/2/00)
Completion Percentage:	85.7 at N.Y. Jets, 12/12/99
	80.0 at Dallas, 11/25/99
	71.4 vs. Philadelphia, 10/24/99
	66.7 at N.Y. Jets, 10/4/98
	66.7 at Atlanta, 12/27/98
Long Passes:	69t at New England, 10/17/99
	43t vs. Tennessee, 11/7/99
	36 at Oakland, 10/31/99
	34 at Oakland, 10/31/99
	29 vs. Tennessee, 11/7/99
Times Sacked:	9 at New England, 10/17/99
	5 at Oakland, 10/31/99
	4 vs. Tennessee, 11/7/99
	3 at Buffalo, 11/14/99
	3 at Washington, 1/2/00
	*3 at Jacksonville, 1/15/00
Rushing Yards:	54 at New England, 10/17/99
	22 at Washington, 1/2/00
	13 vs. New England, 11/21/99
Rushing Attempts:	6 at New England, 10/17/99
	6 vs. Philadelphia, 10/24/99
	6 at Oakland, 10/31/99
Long Runs:	25 at New England, 10/17/99
	17 at Washington, 1/2/00
	11 at New England, 10/17/99
	11 vs. Philadelphia, 10/24/99
Rushing Touchdowns:	None

* Playoff Game

PASSING BREAKDOWN

	1999									CAREER								
	W-L	ATT	CMP	YDS	PCT	TD	INT	LG		W-L	ATT	CMP	YDS	PCT	TD	INT	LG	
Buffalo	0-1	25	9	65	36.0	0	1	14		0-1	25	9	65	36.0	0	1	14	
Indianapolis	-	-	-	-	-	-	-	-		-	-	-	-	-	-	-	-	
Miami	-	-	-	-	-	-	-	-		-	-	-	-	-	-	-	-	
New England	1-0	72	42	369	58.3	4	1	69		1-0	72	42	369	58.3	4	1	69	
N.Y. Jets	0-0	7	6	75	85.7	1	0	18		0-0	10	8	96	80.0	1	1	18	
AFC East	1-1	104	57	509	54.8	5	2	69		1-1	107	59	530	55.1	5	3	69	
Baltimore	-	-	-	-	-	-	-	-		-	-	-	-	-	-	-	-	
Cincinnati	-	-	-	-	-	-	-	-		-	-	-	-	-	-	-	-	
Cleveland	-	-	-	-	-	-	-	-		-	-	-	-	-	-	-	-	
Jacksonville	-	-	-	-	-	-	-	-		-	-	-	-	-	-	-	-	
Pittsburgh	-	-	-	-	-	-	-	-		-	-	-	-	-	-	-	-	
Tennessee	1-0	25	15	210	60.0	2	0	43		1-0	25	15	210	60.0	2	0	43	
AFC Central	1-0	25	15	210	60.0	2	0	43		1-0	25	15	210	60.0	2	0	43	
Denver	-	-	-	-	-	-	-	-		-	-	-	-	-	-	-	-	
Kansas City	-	-	-	-	-	-	-	-		-	-	-	-	-	-	-	-	
Oakland	1-0	32	16	221	50.0	0	0	36		1-0	32	16	221	50.0	0	0	36	
San Diego	-	-	-	-	-	-	-	-		-	-	-	-	-	-	-	-	
Seattle	-	-	-	-	-	-	-	-		-	-	-	-	-	-	-	-	
AFC West	1-0	32	16	221	50.0	0	0	36		1-0	32	16	221	50.0	0	0	36	
AFC Total	3-1	161	88	940	54.7	7	2	69		3-1	164	90	961	54.9	7	3	69	
Arizona	-	-	-	-	-	-	-	-		-	-	-	-	-	-	-	-	
Dallas	-	5	4	44	80.0	0	0	27		-	5	4	44	80.0	0	0	27	
N.Y. Giants	-	-	-	-	-	-	-	-		-	-	-	-	-	-	-	-	
Philadelphia	1-0	21	15	142	71.4	0	1	26		1-0	21	15	142	71.4	0	1	26	
Washington	-	29	18	162	62.1	1	1	19		-	29	18	162	62.1	1	1	19	
NFC East	1-0	55	37	348	67.3	1	2	27		1-0	55	37	348	67.3	1	2	27	
Chicago	-	-	-	-	-	-	-	-		-	-	-	-	-	-	-	-	
Detroit	-	-	-	-	-	-	-	-		-	-	-	-	-	-	-	-	
Green Bay	-	-	-	-	-	-	-	-		-	-	-	-	-	-	-	-	
Minnesota	-	-	-	-	-	-	-	-		-	-	-	-	-	-	-	-	
Tampa Bay	-	-	-	-	-	-	-	-		-	-	-	-	-	-	-	-	
NFC Central	-	-	-	-	-	-	-	-		-	-	-	-	-	-	-	-	
Atlanta	-	-	-	-	-	-	-	-		-	6	4	64	66.7	0	0	24	
Carolina	-	-	-	-	-	-	-	-		-	-	-	-	-	-	-	-	
New Orleans	-	-	-	-	-	-	-	-		-	-	-	-	-	-	-	-	
St. Louis	-	-	-	-	-	-	-	-		-	-	-	-	-	-	-	-	
San Francisco	-	-	-	-	-	-	-	-		-	-	-	-	-	-	-	-	
NFC West	-	-	-	-	-	-	-	-		-	6	4	64	66.7	0	0	24	
NFC Total	1-0	55	37	348	67.3	1	2	27		1-0	61	41	412	67.2	1	2	27	
Home	3-0	76	48	476	63.2	4	1	43		3-0	76	48	476	63.2	4	1	43	
Road	1-1	140	77	812	55.0	4	3	69		1-1	149	83	897	55.7	4	4	69	
1st Down	5	66	41	468	62.1	4	0	43		5	70	43	489	61.4	4	0	43	
2nd Down	5	81	43	301	53.1	1	3	11		5	85	46	341	54.1	1	4	18	
3rd Down	5	67	40	514	59.7	3	1	69		5	68	41	538	60.3	3	1	69	
4th Down	5	2	1	5	50.0	0	0	5		-	2	1	5	50.0	0	0	5	
1st Half	5	89	50	601	56.2	4	2	69		5	89	50	601	56.2	4	2	69	
2nd Half	5	127	75	687	59.1	4	2	36		5	136	81	772	59.6	4	3	36	
Overtime	5	-	-	-	-	-	-	-		-	-	-	-	-	-	-	-	
Grass	4-0	179	106	1099	59.2	7	3	69		4-0	179	106	1099	59.2	7	3	69	
Turf	0-1	37	19	189	51.4	1	1	27		0-1	46	25	274	54.3	1	2	27	
Aug./Sept.	2	-	-	-	-	-	-	-		-	-	-	-	-	-	-	-	
October	5	95	55	603	57.9	2	2	69		2-0	98	57	624	58.2	2	3	69	
November	4	85	46	448	54.1	4	1	43		2-1	85	46	448	54.1	4	1	43	
December	4	36	24	237	66.7	2	1	19		-	42	28	301	66.7	2	1	24	
Games 1-8	3-0	120	70	813	58.3	4	2	69		3-0	123	72	834	58.5	4	3	69	
Games 9-16	1-1	96	55	475	57.3	4	2	27		1-1	102	59	539	57.8	4	2	27	
Wins	4-0	150	88	937	58.7	6	2	69		4-0	150	88	937	58.7	6	2	69	
Losses	0-1	66	37	351	56.1	2	2	27		0-1	75	43	436	57.3	2	3	27	
Ties	-	-	-	-	-	-	-	-		-	-	-	-	-	-	-	-	



HEATH IRWIN

6-4 • 300

Guard

Born: 6/27/73

College: Colorado '96

Acquired: UFA (N.E.), 2000 • Signed Through: 2003

NFL: Fifth Season • Dolphins: First Season

#66

PRO CAREER

1999 – Signed a four-year contract with Dolphins as an Unrestricted Free Agent from New England on February 29, 2000 . . . Underwent successful arthroscopic surgery on his left knee on February 29, 2000 . . . The surgery, which involved a debridement for loose body removal in Irwin's left knee, was performed by Dolphins team physicians Dr. Dan Kanell and Dr. George Caldwell at Holy Cross Hospital in Fort Lauderdale. . . . Played in 15 regular season games with 13 starts at left guard for the Patriots in 1999. . . . Was inactive for one contest . . . Opened 11 of the first 12 contests . . . Was inactive vs. Indianapolis (9/19) . . . Saw action in a reserve role at Indianapolis (12/12) and vs. Baltimore (1/2/00).

1998 – Played in 13 regular season games with three starts at left guard . . . Made his first start of the season and the second of his career when he replaced an injured Max Lane at Buffalo (11/15) . . . Started again the following week vs. Miami (11/23) . . . Sustained a high ankle sprain in the Dolphins game and was inactive for each of the next three weeks (vs. Buffalo 11/29, at Pittsburgh 12/6 and at St. Louis 12/13) . . . Returned to the starting lineup for season finale at N.Y. Jets (12/27) . . . Saw action in a reserve role in First-Round Playoff game at Jacksonville (1/3/99).

1997 – Played in all 16 regular season games with one start . . . Saw first extensive action of season at Minnesota (11/2) when he was inserted at left guard after Max Lane was shifted to right tackle in place of the injured Zefross Moss . . . Also handled long-snapping duties in that game in place of the injured Mike Bartrum (broken arm) . . . Made the first start of his NFL career the following week at Buffalo (11/9), when Lane was moved to right tackle to replace the injured Moss . . . Appeared in both playoff games following the season in a reserve capacity.

1996 – Gained valuable experience backing up veteran left guard William Roberts during his rookie campaign, but did not see any playing time . . . Was inactive for all 16 regular season games and each of the Patriots' three playoff contests.

COLLEGE

Started each of his final three collegiate seasons (1993-95) at left guard . . . Did not get called for a penalty or allow a sack during his senior campaign . . . Earned first-team All-America honors by the Associated Press and received honorable mention recognition from UPI as a senior . . . Also was a first-team all-conference selection . . . Recipient of the Regiment Award, given annually for the greatest contribution with the least recognition . . . Also received the Trainers' Inspiration Award . . . Attained "Academic Starters" honors . . . Participated in 742 plays in 1995, more than any other player on the team that year . . . Also saw action on CU's defensive line in goal line situations . . . Became the first Colorado offensive lineman to score in 25 years when he recovered a fumble in the end zone against Nebraska . . . Opened every game at left guard as a junior and earned honorable mention All-America accolades and second-team all-conference recognition . . . Participated in 721 plays from scrimmage, the third-highest figure on the team . . . Also was part of a unit that set a school record by amassing 5,448 total net yards . . . Started all 12 contests as a sophomore in 1993 and led the team by taking part in 808 plays . . . Played in each of the final five games of his freshman season of 1992 . . . Majored in sociology.

PERSONAL

Married to Molly, with a daughter, Bailee (12/18/98) . . . Father, Phil, was a standout linebacker


at Colorado (1968-70) . . . Uncle, Hale, was an All-America defensive back at Colorado (1964-66), was the 1967 NCAA golf champion and currently is a member of the PGA Senior Tour . . . Attended Boulder (Colo.) High where he earned first-team All-America honors from Super Prep and Tom Lemming's Prep Football Report as a senior . . . Named all-state, all-county and all-conference while playing offensive guard and defensive tackle . . . Also lettered in track, where he competed in the shot put and discus . . . Participated in the fourth annual Blackfin/Miami Dolphins Charity Fishing Tournament to benefit the Cystic Fibrosis Foundation this past offseason . . . Born June 27, 1973 in Boulder, Colo.

NFL REGULAR SEASON STATISTICS

GAMES/STARTS: 1996: 0/0, 1997: 16/1, 1998: 13/3, 1999: 15/13 **4-YEAR TOTALS:** 44/17

NFL PLAYOFF STATISTICS

GAMES/STARTS: 1996: 0/0, 1997: 2/0, 1998: 1/0 **PLAYOFF TOTALS:** 3/0



LARRY IZZO

5-10 • 228

Linebacker

Born: 9/26/74

College: Rice '96

Acquired: FA, 1996 • **Signed Through:** 2000

NFL: Fifth Season • **Dolphins:** Fifth Season

#53

PRO CAREER

1999 – Appeared in all 16 regular season games in a reserve role . . . Led the team with a career-high 33 special teams tackles . . . Also recovered a fumble and forced one as well on special teams . . . Was voted as a second alternate as a special teamer on the AFC Pro Bowl squad . . . Also, in a vote of his teammates, was voted as a permanent captain on special teams . . . Was awarded a game ball on special teams in win vs. Arizona (9/19) when he recorded six tackles . . . Added three stops vs. Buffalo (10/4) . . . Came up with two special teams tackles and a forced fumble on punt coverage at Indianapolis (10/10) . . . Recorded two tackles on special teams in victory vs. Philadelphia (10/24) and earned a game ball . . . Had three tackles the following week at Oakland (10/31) . . . Also came up with three stops vs. New England (11/21) and vs. Indianapolis (12/5) . . . Earned a special teams game ball in victory over San Diego (12/19) when he posted a pair of tackles . . . Had one special teams tackle and also recovered a Dedric Ward fumble on a punt return vs. N.Y. Jets (12/27) . . .

PLAYOFFS: Played in both postseason games following the 1999 season, the first two of his NFL career . . . Notched two stops on special teams.

1998 – Appeared in 13 regular season games, all in a reserve role . . . Was inactive for each of the final three regular season games and both playoff contests with a right knee injury . . . Finished the year ranked fourth on the team with 21 special teams tackles . . . Registered a special teams tackle in the season-opener at Indianapolis (9/6) and was awarded a special teams game ball . . . Had a season-high three special teams tackles at N.Y. Jets (10/4) . . . Tallied a pair of stops the following week in a Monday night game at Jacksonville (10/12) . . . Had a pair of stops the week afterwards, in a victory vs. St. Louis (10/18), when he also received a game ball on special teams . . . Recorded three special teams tackles vs. Indianapolis (11/8) . . . Came up with a pair of tackles in successive weeks, at New England (11/23) and vs. New Orleans (11/29) . . . Sustained an injury to his right knee in week 13 at Oakland (12/6) . . . Underwent surgery on December 7 to repair a torn portion of the lateral meniscus in his right knee . . . The surgery was performed by team physician Dr. John Uribe at

HealthSouth Doctor's Hospital in Coral Gables . . . The surgery forced him to miss each of the final three regular season games and both playoff matchups.

1997 – Spent the entire season on injured reserve . . . Sustained a torn left Achilles' tendon during a training camp practice on July 18 . . . Underwent surgery on July 19, one that was performed by Dolphins team physicians Dr. John Uribe and Dr. Dan Kanell at HealthSouth Doctor's Hospital in Coral Gables . . . Was placed on Injured Reserve on August 18 . . . Underwent subsequent surgery by Dr. Uribe on September 6 at HealthSouth Doctor's Hospital to repair a left Achilles' tendon rupture, in addition to a right ankle arthroscopy and debridement.

1996 – Played in all 16 games as a rookie . . . Made club as an undrafted rookie free agent . . . Finished second on team in special teams tackles with ten . . . Also had one tackle on defense . . . Voted as the special teams alternate for the AFC Pro Bowl squad . . . Selected as special teams player on Football Digest's All-Pro First Team . . . Chosen as special teamer on the Pro Football Weekly/PFWA All-Rookie team . . . Blocked a Jeff Feagles punt at Arizona (9/8), the first blocked punt by a Dolphin since Darrell Malone had one on January 2, 1994 at New England . . . Deflected punts against Seattle (10/6) and against Indianapolis (11/10) . . . Ran for 26 yards and a first down on fake punt at Houston (11/17).

COLLEGE

Four-year letterman (1992-95) and three-year starter at Rice . . . Finished ranked fourth on the school's all-time chart with 301 career tackles and set a school mark with 46 tackles for loss . . . Was a consensus All-Southwest Conference pick his senior season when he served as team captain and registered 121 tackles . . . As a senior, won the George Martin Award as the team's MVP, and won the Jess Neely Defense Award as the team's top linebacker . . . Posted a career-high three sacks in 1994 . . . Started one game as a freshman . . . Majored in managerial studies.

PERSONAL

Single, resides in Plantation, Fla . . . Prepped at McCullough High School in Houston, where he earned two letters as a starting safety and running back . . . Earned first-team All-District 15-5A honors at safety his junior year, and first-team All-District accolades on both offense and defense as a senior . . . Was a finalist for the Touchdown Club of Houston defensive player of the year award as a senior after tallying 131 tackles, two interceptions and four forced fumbles . . . Also rushed for 1,081 yards, caught 14 passes for 109 yards, and returned ten kickoffs for 224 yards as he was the recipient of the Houston Chronicle two-way player of the year award . . . Also lettered two years in baseball . . . Enjoys golf, water skiing, tennis and skiing . . . Has worked with Special Olympics and the Cystic Fibrosis Foundation . . . Helped the Daily Bread Food Bank with food distribution at a shelter in Ft. Lauderdale . . . Assisted in building houses for Habitat for Humanity during each of the past two offseasons . . . Lists "Pulp Fiction" as favorite movie, "Sopranos" as favorite television show, "Without Remorse" as favorite book and Pearl Jam and Creed as favorite musical groups . . . Was the Dolphins' recipient of the Ed Block Courage Award for 1998 . . . Was named to Football Digest's 1999 All-Tough Guy Team . . . Full name is Lawrence Alexander Izzo, born September 26, 1974 in Fort Belvoir, Va.


NFL REGULAR SEASON STATISTICS									
YEAR	TEAM	G-S	TACK.	ASST.	TOTAL	FUM. REC.	FOR. FUM.	QB SACK	YDS LOST
1996	Miami	16-0	1	0	1	0	0	0	0.0
1997	Miami	INJURED RESERVE							
1998	Miami	13-0	0	0	0	0	0	0	0.0
1999	Miami	16-0	0	0	0	1	1	0	0.0
4-YEAR TOTALS		45-0	1	0	1	1	1	0	0.0
NFL PLAYOFF STATISTICS									
YEAR	TEAM	G-S	TACK.	ASST.	TOTAL	FUM. REC.	FOR. FUM.	QB SACK	YDS LOST
1999	Miami	2-0	0	0	0	0	0	0	0.0

ADDITIONAL STATS

Special Teams Tackles: 10 in 1996, 21 in 1998, 33 in 1999 for total of 64 (P-2)

Blocked Punts: 1 in 1996

Rushing: 1 for 26 yards in 1996



CALVIN JACKSON

5-9 • 200

Safety

Born: 10/28/72

College: Auburn '96

Acquired: FA, 1994 • **Signed Through:** 2001

NFL: Sixth Season • **Dolphins:** Sixth Season

#38

PRO CAREER

1999 – Played in all 16 regular season games, starting ten of them at strong safety . . . Saw action in a reserve role in the other six . . . Opened each of the first eight games of the year and nine of the first ten . . . Finished the season with 56 total tackles (47 solo) one sack for nine yards lost, a forced fumble and six passes defended . . . Tackle total ranked seventh on the squad and third among defensive backs . . . Added one tackle on special teams during the course of the season . . . Opened the year with a season-high nine tackles, to go along with a season-best three passes defended, in win at Denver (9/13) . . . Was awarded a defensive game ball for his performance . . . Registered five tackles, including a sack, vs. Buffalo (10/4) . . . Amassed eight tackles and earned another game ball in victory vs. Philadelphia (10/24) when the Dolphins held the Eagles' offense without a touchdown . . . Tallied six stops and a forced fumble in win vs. New England (11/21) . . .

PLAYOFFS: Saw action in both playoff games following the 1999 season in a reserve role . . . Came up with six tackles and an interception . . . Recorded five stops and intercepted the first pass of his playoff career when he picked off a Jay Fiedler pass, in Divisional game at Jacksonville (1/15) . . . In his career, has started four of the six postseason games in which he has appeared. . . Has posted 22 tackles, an interception and two passes defended.

1998 – Began the year as a reserve, but moved into the starting lineup at strong safety following the season-ending knee injury to Shawn Wooden on the opening kickoff in week two vs. Buffalo (9/13) . . . Started 15 of 16 regular season games and both playoff contests at strong safety . . . Finished with 56 tackles (40 solo), a sack and two passes defended during the regular season . . . Tackle total tied for fifth on the team . . . Only tackle in season-opener at Indianapolis (9/6) was a 10-yard sack of Colts QB Peyton Manning . . . Recorded four tackles and a pass defended at N.Y. Jets (10/4) . . . Tied for team-lead with a season-high nine stops vs. Indianapolis (11/8) . . . Registered seven stops at New England (11/23) . . . Tallied six tackles in season finale at Atlanta (12/27) . . . Started both playoff games following the 1998 season and totaled six tackles and a pass defended.

1997 – Started all 16 regular season games, one of six Dolphins defenders to achieve that feat and one of only two defensive backs . . . Finished with a career-high 78 total tackles (69 solo), which ranked fifth on the team . . . Added a half-sack and six passes defended . . . Opened 12 games at cornerback and four at free safety . . . Started each of the first 11 contests at right cornerback before being moved to free safety, where he opened four of the last five games . . . In season opener vs. Indianapolis (8/31), registered seven tackles and a pass defended . . . Was second on the squad with eight tackles and a pass defended at Baltimore (10/19) . . . Tallied eight stops and a pass defended vs. Chicago (10/27) . . . Tied for team lead with a season-high nine tackles at Buffalo (11/2) . . . Made starting debut at free safety at New England (11/23) and recorded five tackles . . . Made three tackles, including a half-sack and a pass defended, at Oakland (11/30) . . . Recorded six tackles at Indianapolis (12/14) before being forced from the game in the fourth quarter with a neck injury . . . Was taken off the field

on a stretcher, and spent that night at Methodist Hospital in Indianapolis, where all tests that were taken turned up negative . . . Started at free safety in First-Round Playoff game at New England (12/28) and registered seven tackles.

1996 – Played in all 16 games with 15 starts at right cornerback . . . Finished sixth on team with 62 tackles (55 solo) and tied for second with three interceptions . . . Also defended four passes and recorded 1.5 sacks . . . His three interceptions marked a single-season career-high . . . Was second on club with six tackles against N.Y. Jets (9/15) . . . Saw only reserve action of season at Buffalo (10/13), and recorded his first interception of year and added seven tackles . . . Tied for team-lead with 12 tackles against Dallas (10/27) . . . Intercepted second pass of the year, against Indianapolis (11/10) . . . Scored first career touchdown on 61-yard interception return, defended two passes and was second on squad with eight tackles against Pittsburgh (11/25) . . . Recorded two stops, including his first NFL sack, at Oakland (12/1) . . . Shared a sack (with Trace Armstrong) against N.Y. Giants (12/8).

1995 – Played in nine regular season games with one start, in addition to start in playoff contest . . . Finished with 15 tackles (14 solo), one interception and two passes defended . . . Added four tackles on special teams . . . Signed by the Dolphins as a free agent on February 21 . . . Spent opening week of season on practice squad . . . Saw first action of season at New England (9/10) and recorded two tackles . . . Had four tackles against Pittsburgh (9/18) . . . Saw extensive action against Atlanta (12/3) and responded with four tackles . . . Made first NFL start at Buffalo (12/17), and recorded two tackles and his first career interception . . . Started AFC First-Round Playoff game at Buffalo (12/30) and posted three tackles.

1994 – Played in two games . . . Posted one special teams tackle . . . Originally signed by Dolphins on July 21 and waived by team on August 22 . . . Signed to practice squad on August 29 . . . Activated from practice squad on September 17 . . . Played in games against N.Y. Jets (9/18) and at Minnesota (9/25) . . . Inactive for next two games . . . Waived on October 26 and signed to practice squad . . . Spent remainder of season on practice squad.

COLLEGE

Two-year letterman at Auburn (1992-93) . . . Left school following his sophomore season . . . Started ten games as a sophomore . . . Recorded 52 tackles (38 solo) and a fumble recovery . . . Also posted two interceptions for 104 yards with a touchdown and 18 passes defended . . . Returned an interception for a 94-yard touchdown against Florida . . . Started ten games as a redshirt freshman . . . Recorded 21 tackles (ten solo) . . . Added three interceptions and seven passes defended . . . Redshirted as a freshman . . . Majored in health promotions.

PERSONAL

Single . . . Has two daughters, Kalya (3/15/94) and Carami (11/21/94), a son, Calvin, Jr. (5/7/96), and a stepson, Gary Lewis . . . Attended Dillard High School in Ft. Lauderdale . . . Named second-team all-state and first-team all-county as a senior . . . Intercepted six passes and had four punt returns for touchdowns . . . Lists "Martin" as favorite television show, Ice Cube as favorite recording artist and Wesley Snipes as favorite actor . . . Along with the other Dolphins defensive backs, has been part of the "Prudential No Pass Zone" program from 1997-99 in which each member donated three tickets for every home game to the Boys and Girls Clubs of Broward County . . . Has participated in events benefiting the Cystic Fibrosis Foundation . . . Assisted in building a house in Liberty City for Habitat for Humanity this past offseason . . . Part of a defensive backfield that won the team's Community Service Award for 1999 . . . Full name is Calvin Bernard Jackson, born October 28, 1972, in Miami, Fla.

NFL REGULAR SEASON STATISTICS

YEAR	TEAM	G-S	TACK.	ASST.	TOTAL	FUM. REC.	INT.	YDS.	LG	TD
1994	Miami	2-0	0	0	0	0	0	0	0	0
1995	Miami	9-1	14	1	15	0	1	23	23	0
1996	Miami	16-15	55	7	62	0	3	82	61t	1
1997	Miami	16-16	69	9	78	0	0	0	0	0
1998	Miami	16-15	40	16	56	0	0	0	0	0
1999	Miami	16-10	47	9	56	0	0	0	0	0
6-YEAR TOTALS		75-57	225	42	267	0	4	105	61t	1

NFL PLAYOFF STATISTICS

YEAR	TEAM	G-S	TACK.	ASST.	TOTAL	FUM. REC.	INT.	YDS.	LG	TD
1995	Miami	1-1	2	1	3	0	0	0	0	0
1997	Miami	1-1	7	0	7	0	0	0	0	0
1998	Miami	2-2	5	1	6	0	0	0	0	0
1999	Miami	2-0	5	1	6	0	1	0	0	0
PLAYOFF TOTALS		6-4	19	3	22	0	1	0	0	0


ADDITIONAL STATS

Passes Defensed: 2 in 1995, 4 in 1996, 6 in 1997, 2 in 1998, 6 in 1999 for total of 20 (P-2)

Special Teams Tackles: 1 in 1994, 4 in 1995, 1 in 1999 for total of 6

Sacks: 1.5 for 6 yards in 1996; 0.5 for 6 yards in 1997, 1 for 10 yards in 1998, 1 for 9 yards in 1999 for total of 4 for 31 yards

Forced Fumbles: 1 in 1999



NATE JACQUET

6-0 • 185

Wide Receiver

Born: 9/2/75

College: San Diego State '97

Acquired: Wai (Ind.), 1998 • **Signed Through:** 2000

NFL: Fourth Season • **Dolphins:** Third Season

#88

PRO CAREER

1999 – Was waived by the Dolphins on September 5 and re-signed by the team on October 8 . . . Played in each of the final 13 regular season games, all in a reserve role . . . Finished the year with one reception for 18 yards, one rush attempt for four yards, 28 punt returns for 351 yards, a 12.5-yard average with a long of 45, and one kickoff return for 26 yards . . . Did not call any fair catches during the course of the season . . . The last NFL player to have at least that many punt returns in a season without calling for a fair catch was Washington's Mike Nelms, who fielded 38 punts in 1983 . . . Jacquet's punt return average ranked second in the AFC and in the NFL . . . Average trailed only the 14.5 mark put together by Seattle's Charlie Rogers . . . It also represented a new Dolphins single-season record, surpassing the old mark of 12.3, first established by Freddie Solomon in 1975 . . . Of his 28 returns, six went for 25 yards or longer . . . Also recorded five tackles on special teams during the course of the season . . .

HIGHEST SINGLE-SEASON PUNT RETURN AVERAGES IN DOLPHINS HISTORY

PLAYER	YEAR	NO.	YARDS	AVG.
1. NATE JACQUET	1999	28	351	12.5
2. Freddie Solomon	1975	26	320	12.3
3. Terrell Buckley	1998	29	354	12.2
4. Jake Scott	1973	22	266	12.1

In first game as a punt returner, at New England (10/17), fielded four punts for 86 yards (21.5 avg.) with a long of 45 . . . Also had returns of 28 and 14 yards in the game, and all four of his returns led to Dolphin scoring drives . . . Posted a special teams tackles in the Patriots game as well . . . Was awarded a special teams game ball for his performance . . . Two weeks later, in win at Oakland (10/31), brought back three punts for 64 yards (21.3 avg.) with a long of 33 . . . Also had a return of 25 yards, and two of his three returns helped set up Miami scoring drives . . . Was awarded a special teams game ball for his efforts in the Raiders contest and also was named AFC Special Teams Player of the Week, the first such honor of his career . . . Lone return at Buffalo (11/14) went for 25 yards . . . Only return at N.Y. Jets (12/12) went for 35 yards, his second-longest return of the season . . . Only reception of the year was an 18-yard catch from Damon Huard, also in that Jets game . . .

PLAYOFFS: Appeared in both playoff games following the 1999 season in a reserve role . . . Returned eight punts for 110 yards, a 13.8-yard average, with a long of 29 . . . Also fielded three kickoffs for 77 yards, a 25.7-yard average, with a long 35 . . . Returned six punts for 63 yards (10.5 avg.) with a long of 25 in First-Round Playoff win at Seattle (1/9/00) . . . Totals for returns, return yardage and average in that game all marked Dolphins single-game playoff records . . . In addition, his 25-yard return also was the longest by a Dolphin in a postseason contest to that point . . . Surpassed that the following week in Divisional contest at Jacksonville (1/15/00) with a 29-yard return . . . His 47 total punt return yards in the Jaguars game also is the second-most in Dolphins playoff annals . . . Also returned three kickoffs for 77 yards (25.7 avg.) with a long of 35 in the Jaguars game . . . In his career, has played in four postseason contests, all in a reserve role . . . Has come up with one reception for six yards, eight punt returns for a 13.8-yard average with a long of 29 and three kickoff returns for a 25.7-yard average with a long of 35.

DOLPHINS SINGLE-GAME PLAYOFF PUNT RETURN LEADERS

RETURNS			RETURN YARDS		
PLAYER	GAME	RETURNS	PLAYER	GAME	YARDS
1. NATE JACQUET	1/9/00 AT SEA.	6	1. NATE JACQUET	1/9/00 AT SEA.	63
2. Scott Miller	1/10/93 vs. S.D.	5	2. NATE JACQUET	1/15/00 AT JACK.	47
3. Tom Vigorito	1/8/83 vs. N.E.	4	3. Scott Miller	1/10/93 vs. S.D.	45
4. O.J. McDuffie	12/28/97 at N.E.	4			
RETURN AVERAGE			LONG RETURNS		
PLAYER	GAME	AVERAGE	PLAYER	GAME	YARDS
1. NATE JACQUET	1/9/00 AT SEA.	10.5	1. NATE JACQUET	1/15/00 AT JACK.	29
2. Tom Vigorito	1/8/83 vs. N.E.	10.0	2. NATE JACQUET	1/9/00 AT SEA.	25
3. Fulton Walker	12/29/84 vs. Sea.	10.0	3. Nat Moore	12/24/78 vs. Hou.	24
			4. Mark Clayton	12/31/83 vs. Sea.	24

1998 – Played in a reserve role in 15 games after being signed from the Dolphins' practice squad on September 8 . . . Was waived by Indianapolis on August 25 and claimed by Miami on August 26 . . . Finished with eight receptions for 122 yards . . . Also made his mark on special teams where he ranked sixth on the team with 16 tackles, and returned four kickoffs for a 25.8-yard average with a long of 37 . . . Made Dolphins debut vs. Buffalo (9/13) . . . First NFL reception was a 19-yard catch from Dan Marino vs. New Orleans (11/29) . . . Caught a career-high five passes for 68 yards, including a long of 28, vs. N.Y. Jets (12/13) . . . Grabbed two passes for 35 yards, including a career long 29-yard reception, in Monday night game vs. Denver (12/21) . . . Notched four special teams tackles vs. Pittsburgh (9/20) . . . Added two stops on special teams at N.Y. Jets (10/4), vs. Indianapolis (11/8), vs. New Orleans (11/29) and at Atlanta (12/27) . . . Returned four kickoffs for a 25.8-yard average with a long of 37 in season finale at Atlanta (12/27) . . . Appeared in a reserve capacity in both playoff games following the

1998 season . . . Had one reception for six yards, with that catch occurring in Divisional contest at Denver (1/9/99).

1997 – Spent the first nine games of the season on the Colts' practice squad . . . Was signed to the 53-man roster on November 4 . . . Was inactive for weeks 10-11 prior to seeing action in a reserve role in each of the final five games . . . Returned 13 punts for a 7.4-yard average with a long of 17, and brought back eight kickoffs for a 19.5-yard average with a long of 27 on the year . . . Also recorded seven tackles on special teams . . . Had seven kickoff returns for an 18.4-yard average at Minnesota (12/21) . . . Seven returns tied for the second-most in Colts history (8 by Aaron Bailey on October 26, 1997 at San Diego) and tied the club rookie record (7 by Nesby Glasgow on November 18, 1979 at New England).

COLLEGE

Was a two-year letterman at San Diego State (1995-96) after transferring from Mt. San Antonio Community College in Walnut, Calif., where he also played two seasons . . . In two seasons with the Aztecs, played in a total of 19 games with four starts . . . Was switched to wide receiver for his senior season after playing cornerback previously . . . Caught 19 passes for 374 yards and five touchdowns as a senior in 1996 . . . Played in the Blue-Gray Game following his senior season . . . Appeared in eight contests as a junior. . . Majored in child development.

PERSONAL

Single, resides in Davie, Fla . . . Has a son, Anthony Jacquet . . . Lettered in football and basketball at Duarte (Calif.) High School . . . Full name is Nathaniel Martin Jacquet, born September 2, 1975 in Duarte, Calif.

NFL REGULAR SEASON STATISTICS

YEAR	TEAM	G-S	RECEIVING					RUSHING			
			NO.	YDS.	AVG.	LG	TD	ATT.	YDS.	LG	TD
1997	Indianapolis	5-0	0	0	0.0	0	0	0	0	0	0
1998	Miami	15-0	8	122	15.3	29	0	0	0	0	0
1999	Miami	13-0	1	18	18.0	18	0	1	4	4	0
3-YEAR TOTALS		33-0	9	140	15.5	29	0	1	4	4	0

NFL PLAYOFF STATISTICS

YEAR	TEAM	G-S	RECEIVING					RUSHING			
			NO.	YDS.	AVG.	LG	TD	ATT.	YDS.	LG	TD
1998	Miami	2-0	1	6	6.0	6	0	0	0	0	0
1999	Miami	2-0	0	0	0.0	0	0	0	0	0	0
PLAYOFF TOTALS		4-0	1	6	6.0	6	0	0	0	0	0

ADDITIONAL STATS

Punt Returns: (Indianapolis) 13 for 96 yards, 7.4 avg., 0 FC, long of 17 in 1997; (Miami) 28 for 351, 0 FC, 12.5 avg., long 45 in 1999 for total of 41 for 447 yards, 0 FC, 10.9 avg., long 45 (P-8 for 110 yards, 0 FC, 13.8 avg., long 29)

Kickoff Returns: (Indianapolis) 8 for 156 yards, 19.5 avg., long of 27 in 1997; (Miami) 4 for 103 yards, 25.8 avg., long of 37 in 1998; 1 for 26 yards in 1999 for total of 13 for 285 yards, 21.9 avg., long of 37 (P-3 for 77 yards, 35.7 avg., long 35)

Fumbles Recovered: 1 in 1997


Special Teams Tackles: (Indianapolis) 7 in 1997, (Miami) 16 in 1998, 5 in 1999 for total of 28

RECEIVING BREAKDOWN

1999

CAREER

	G	NO	YDS	AVG	LG	TD		G	NO	YDS	AVG	LG	TD
Buffalo	2	5	34	6.8	14	0		4	7	38	5.4	14	1
Indianapolis	1	2	9	4.5	9	0		3	3	19	6.3	10	0
Miami	-	-	-	-	-	-		-	-	-	-	-	-
New England	2	5	84	16.8	46	0		4	8	93	11.6	46	0
N.Y. Jets	2	5	60	12.0	22	0		4	9	80	8.9	22	0
AFC East	7	17	187	11.0	46	0		15	27	230	8.5	46	1
Baltimore	-	-	-	-	-	-		1	0	0	0.0	0	0
Cincinnati	-	-	-	-	-	-		-	-	-	-	-	-
Cleveland	-	-	-	-	-	-		-	-	-	-	-	-
Jacksonville	1	3	31	10.3	25	0		1	3	31	10.3	25	0
Pittsburgh	1	0	0	0.0	0	0		1	0	0	0.0	0	0
Tennessee	-	-	-	-	-	-		1	0	0	0.0	0	0
AFC Central	2	3	31	10.3	25	0		4	3	31	10.3	25	0
Denver	1	2	18	9.0	12	0		1	2	18	9.0	12	0
Kansas City	-	-	-	-	-	-		1	1	2	2.0	2	0
Oakland	1	3	19	6.3	8	0		2	3	19	6.3	8	0
San Diego	-	-	-	-	-	-		-	-	-	-	-	-
Seattle	-	-	-	-	-	-		-	-	-	-	-	-
AFC West	2	5	37	7.4	12	0		4	6	39	6.5	12	0
AFC Total	11	25	255	10.2	46	0		23	36	300	8.3	46	1
Arizona	-	-	-	-	-	-		-	-	-	-	-	-
Dallas	-	-	-	-	-	-		-	-	-	-	-	-
N.Y. Giants	-	-	-	-	-	-		-	-	-	-	-	-
Philadelphia	-	-	-	-	-	-		-	-	-	-	-	-
Washington	-	-	-	-	-	-		-	-	-	-	-	-
NFC East	-	-	-	-	-	-		-	-	-	-	-	-
Chicago	-	-	-	-	-	-		1	0	0	0.0	0	0
Detroit	-	-	-	-	-	-		1	0	0	0.0	0	0
Green Bay	-	-	-	-	-	-		1	0	0	0.0	0	0
Minnesota	-	-	-	-	-	-		-	-	-	-	-	-
Tampa Bay	-	-	-	-	-	-		1	0	0	0.0	0	0
NFC Central	-	-	-	-	-	-		4	0	0	0.0	0	0
Atlanta	1	0	0	0.0	0	0		1	0	0	0.0	0	0
Carolina	-	-	-	-	-	-		-	-	-	-	-	-
New Orleans	1	0	0	0.0	0	0		1	0	0	0.0	0	0
St. Louis	1	0	0	0.0	0	0		1	0	0	0.0	0	0
San Francisco	-	-	-	-	-	-		-	-	-	-	-	-
NFC West	3	0	0	0.0	0	0		3	0	0	0.0	0	0
NFC Total	3	0	0	0.0	0	0		7	0	0	0.0	0	0
Home	7	12	111	9.3	22	0		15	18	136	7.6	22	1
Road	7	13	144	11.1	46	0		15	18	164	9.1	46	0
1st Down	14	6	63	10.5	15	0		30	11	85	7.7	15	0
2nd Down	14	11	125	11.4	46	0		30	16	145	9.1	46	0
3rd Down	14	8	67	8.4	25	0		30	9	70	7.8	25	1
4th Down	14	0	0	0.0	0	0		30	0	0	0.0	0	0
1st Half	14	12	79	6.6	15	0		30	16	104	6.5	15	1
2nd Half	14	13	176	13.5	46	0		30	20	196	9.8	46	0
Overtime	1	0	0	0.0	0	0		2	0	0	0.0	0	0
Grass	10	20	220	11.0	46	0		23	29	254	8.8	46	1
Turf	4	5	35	7.0	15	0		7	7	46	6.6	15	0
Aug./Sept.	3	6	35	5.8	14	0		7	6	35	5.8	14	0
October	4	8	74	9.3	25	0		8	10	77	7.7	25	0
November	3	3	67	22.3	46	0		8	11	99	9.0	46	1
December	4	8	79	9.9	22	0		7	9	89	9.9	22	0
Games 1-8	8	15	117	7.8	25	0		16	17	120	7.1	25	0
Games 9-16	6	10	138	13.8	46	0		14	19	180	9.5	46	1
Wins	8	14	97	6.9	13	0		17	21	123	5.9	13	1
Losses	6	11	158	14.4	46	0		13	15	177	11.8	46	0
Ties	-	-	-	-	-	-		-	-	-	-	-	-



GREG JEFFRIES

5-9 • 195

Safety

Born: 10/16/71

College: Virginia '93

Acquired: UFA (Det.), 1999 • **Signed Through:** 2001

NFL: Eighth Season • **Dolphins:** Second Season

#25

PRO CAREER

1999 – Signed a three-year contract with the Dolphins as an unrestricted free agent from Detroit on February 18, 1999 ... Played in all 16 regular season games in a reserve role ... Finished the year with four tackles and a forced fumble on defense, and 16 stops on special teams, which ranked fifth on the club ... Posted one tackle on special teams and also deflected a punt in season-opener at Denver (9/13) ... The deflection forced a 15-yard punt by Tom Rouen, and the Dolphins took over at the Broncos' 43, leading to a Miami scoring drive ... Was awarded a special teams game ball ... Was credited with a season-high three special teams tackles the following week vs. Arizona (9/19) ... Had four tackles and a forced fumble on defense in win over San Diego (12/19) as Dolphins held the Chargers without a touchdown ... Also came up with a pair of special teams stops in the Chargers contest ...

PLAYOFFS: Appeared in both playoff games following the 1999 season in a reserve role ... Tallied one tackle on special teams ... In his career, has played in five postseason contests, all in a reserve role, and had one tackle on special teams.

1998 – Played in 15 games with three starts for the Lions in 1998 ... Registered 32 tackles (24 solo), two passes defended and a fumble recovery ... Started contests at Chicago (10/4), at Jacksonville (12/6) and at Baltimore (12/27), all at free safety ... Posted a career-high nine tackles in both the Bears and Ravens games.

1997 – Appeared in 15 games with two starts ... Recorded nine tackles, an interception, four passes defended, a sack and a forced fumble ... Also notched three tackles on special teams ... Opened each of the first two contests at left cornerback ... Lone interception of the year came in season-opener vs. Atlanta (8/31), on the Falcons' last possession of the game to preserve Detroit's 28-17 victory ... First full sack of his career came at Minnesota (12/14), when he stripped the ball from Vikings' QB Randall Cunningham for a 19-yard loss ... Played in a reserve role in Lions' First-Round Playoff game at Tampa Bay (12/28).

1996 – Played in all 16 games, starting four of them ... Finished with a career-high 54 total tackles (41 solo), an interception and six passes defended ... Amassed four tackles on special teams ... Recorded first career interception, vs. Tampa Bay (9/8), when he picked off a Trent Dilfer pass ... Led team with seven tackles and a pass defended vs. Atlanta (10/6) ... Started at cornerback in back-to-back weeks, vs. N.Y. Giants (10/27) and at Green Bay (11/3), in place of an injured Corey Raymond ... Posted four tackles and two passes defended in the Giants game ... Matched a season-high with seven stops in the Packers contest.

1995 – Appeared in 14 contests, all in a reserve role ... Tallied 14 tackles, a half-sack and a pass defended ... Also came up with a career-high six special teams tackles, which ranked seventh on the team ... Posted a team-high three special teams tackles vs. Green Bay (10/29) ... Had a half-sack vs. Tampa Bay (11/12) ... Collected a season-high four tackles at Houston (12/10) ... Played in a reserve role in Lions' First-Round Playoff game at Philadelphia (12/30).

1994 – Played in all 16 games with one start ... Finished with 44 tackles, a forced fumble and two passes defended ... Also chipped in with a pair of tackles on special teams ... Registered seven tackles and a pass defended in season-opener vs. Atlanta (9/4) ... First career start came at Minnesota (9/11), when he replaced the injured Robert Massey at cornerback ... Responded with five tackles ... Had four tackles and a forced fumble vs. Chicago (10/23) ... Tallied a season-high eight tackles vs. Buffalo on Thanksgiving Day (11/24)

... Appeared in a reserve role in Lions' First-Round Playoff game at Green Bay (12/31).

1993 – Saw action in seven games as a rookie, mostly on special teams ... Did not post any stats. ... Sixth-round draft choice (147th overall) of Detroit in 1993.

COLLEGE

Started at cornerback each of his final two seasons at Virginia ... In his four seasons (1989-92), amassed 103 tackles and six interceptions ... As a senior in 1992, recorded 36 tackles and a career-high three interceptions ... Majored in rhetoric and communications.

PERSONAL

Married to Pasche ... Was a three-year letterman at T.W. Andrews High School in High Point, N.C. ... Participated in football, basketball, wrestling and track in high school ... Younger brother, Sam, also played football at Virginia ... Is extremely involved in community activities ... Has volunteered as a Little League baseball and basketball coach ... Also has run a youth football camp during the offseason in his hometown of High Point ... Has been a frequent visitor to both schools and hospitals ... Assisted in building houses for Habitat for Humanity in Miami each of the past two offseasons ... Along with the other Dolphin defensive backs, was part of the Prudential/No Passing Zone Program in 1999 in which he donated three tickets for each home game to the Boys and Girls Clubs of Broward County ... Also was part of a defensive backfield that won the team's Community Service Award for 1999 ... Full name is Gregory Lemont Jeffries, born October 16, 1971, in High Point, N.C.

NFL REGULAR SEASON STATISTICS

YEAR	TEAM	G-S	TACK.	ASST.	TOTAL	FUM. REC.	INT.	YDS.	LG	TD
1993	Detroit	7-0	0	0	0	0	0	0	0	0
1994	Detroit	16-1	36	8	44	0	0	0	0	0
1995	Detroit	14-0	13	1	14	0	0	0	0	0
1996	Detroit	16-4	41	13	54	0	1	1	0	0
1997	Detroit	15-2	7	2	9	0	1	1	0	0
1998	Detroit	15-3	24	8	32	1	0	0	0	0
1999	Miami	16-0	4	0	4	0	0	0	0	0
7-YEAR TOTALS		99-10	125	32	157	1	2	2	0	0
MIAMI TOTALS		16-0	4	0	4	0	0	0	0	0

NFL PLAYOFF STATISTICS

YEAR	TEAM	G-S	TACK.	ASST.	TOTAL	FUM. REC.	INT.	YDS.	LG	TD
1994	Detroit	1-0	0	0	0	0	0	0	0	0
1995	Detroit	1-0	0	0	0	0	0	0	0	0
1997	Detroit	1-0	0	0	0	0	0	0	0	0
1999	Miami	2-0	0	0	0	0	0	0	0	0
PLAYOFF TOTALS		5-0	0	0	0	0	0	0	0	0
MIAMI TOTALS		2-0	0	0	0	0	0	0	0	0


ADDITIONAL STATS

Passes Defensed: 2 in 1994, 1 in 1995, 6 in 1996, 4 in 1997, 2 in 1998 for total of 15

Forced Fumbles: 1 in 1999

Sacks: 0.5 for 2 yards in 1995; 1 for 19 yards in 1997 for total of 1.5 for 21 yards

Special Teams Tackles: (Detroit) 2 in 1994, 6 in 1995, 4 in 1996, 3 in 1997, (Miami) 16 in 1999 for total of 31 (P-1)



J.J. JOHNSON

6-1 • 232

Running Back

Born: 4/20/74

College: Mississippi State '99

Acquired: D2a, 1999 • Signed Through: 2002

NFL: Second Season • Dolphins: Second Season

#32

PRO CAREER

1999 – Started four of the 13 games in which he played . . . Was inactive for three contests . . . Led the team with 558 yards rushing and four touchdowns on 164 attempts . . . Became just the fifth rookie in team history to lead the Dolphins in rushing, joining Karim Abdul-Jabbar (1996), Sammie Smith (1989), Troy Stradford (1987) and Jim Kiick (1968) . . . Also caught 15 passes for 100 yards and returned two kickoffs for 26 yards . . . Rushing total ranked 18th in the AFC and fourth among NFL rookies . . . Opened the season with 45 yards rushing and a touchdown on 14 carries at Denver (9/13) in Monday night win . . . Score came on a one-yard run in the third quarter, the first touchdown of his career . . . His rushing total in the Broncos game was the third-most by a Dolphins rookie in an NFL debut, trailing only Abdul-Jabbar (115 yards on 9/1/96 vs. New England) and Ron Davenport (50 yards on 9/8/85 at Houston) . . . Along with Rob Konrad's touchdown reception, it marked the first time since September 1, 1996 (Abdul-Jabbar) that a Dolphins rookie scored in a season-opener, and it was the first time in club history that two rookies scored in the initial game of the year . . . Along with a touchdown run by Abdul-Jabbar in the Broncos contest, it marked the first time since September 3, 1995 vs. the N.Y. Jets that three Dolphin running backs scored in the same game (Bernie Parmalee, Irving Spikes, Keith Byars) . . . Was awarded an offensive game ball for his performance in the Broncos game . . . Had a key 16-yard reception on third-and-seven during Miami's final drive to give the Dolphins a first-and-goal from the five in 31-30 comeback victory at New England (10/17) . . . Rushed for 35 yards on five carries, including an 18-yard TD run, vs. Philadelphia (10/24) and earned a game ball on offense . . . Amassed a team-high 86 yards rushing on 21 carries with a long of 19 and caught one pass for 17 yards in win at Oakland (10/31) . . . Received an offensive game ball for his efforts . . . Led Dolphins with 50 yards rushing on 12 carries in a reserve role at Buffalo (11/14) when he also caught three passes for 11 yards . . . Made NFL starting debut vs. New England (11/21) and responded with 106 yards rushing and a touchdown on 31 attempts, marking the only 100-yard rushing game by a Dolphin in 1999 . . . Was awarded an offensive game ball . . . It was the first 100-yard rushing game by a Dolphin since game 10 of 1998 when Karim Abdul-Jabbar rushed for 127 yards on November 15 at Carolina . . . He became the first Dolphins rookie to reach the 100-yard plateau since Abdul-Jabbar did it with 152 yards in the 1996 season finale, on December 22 at the N.Y. Jets . . . His 31 carries were the most-ever by a Dolphins rookie in a game, surpassing the old mark of 30 by Troy Stradford (vs. N.Y. Jets, 12/7/87) . . . The 31 attempts also were the second-most ever by a Dolphin in a regular season game (3rd overall, including playoffs), surpassed only by Abdul-Jabbar's 33 carries on September 20, 1998 against Pittsburgh . . . Started each of the next two contests and led the Dolphins in rushing both times with 63 yards on 19 carries at Dallas (11/25) and 62 yards on 21 attempts vs. Indianapolis (12/5) . . . Also caught three passes for 26 yards in the Colts contest . . . Was inactive for games at N.Y. Jets (12/12) and vs. San Diego (12/19) with a left calf injury and a right hamstring strain . . . Returned to starting lineup for Monday night game vs. N.Y. Jets (12/27) and rushed for a team-high 83 yards on 18 carries, including a season-long run of 34 yards and a one-yard TD run . . . The 34-yard run was the longest by a Dolphin in 1999 . . . Also caught one pass for nine yards . . . Was inactive for season finale at Washington (1/2/00) with the same injuries that forced him to miss two of the previous three contests . . . First of two second-round draft choices (39th overall) by Miami in 1999 . . .

PLAYOFFS: Appeared in both playoff contests following the 1999 season, including one start . . . Led team with 95 yards rushing on 35 attempts with a long of 18 and one touchdown in the postseason . . . Also caught four passes for 14 yards . . . In a reserve role, rushed for a game-high 86 yards on 27 carries with a long run of 18 yards and a two-yard TD run in First-

Round victory at Seattle (1/9/00) . . . Scoring run gave the Dolphins a 20-17 lead with 4:48 left in the contest . . . Also caught two passes for three yards . . . Started Divisional contest at Jacksonville (1/15/00) . . . Rushed for nine yards on eight carries and caught two passes for 11 yards.

COLLEGE

Was a two-year letterman (1997-98) and one year starter at Mississippi State after transferring from East Mississippi Junior College . . . Finished his career ranked fourth in MSU annals with 2,452 yards rushing and 24 touchdowns on 453 carries . . . Was the only player in school history to surpass the 1,000-yard rushing plateau in consecutive seasons, and the only player to reach the 200-yard rushing mark in a game more than once in a career . . . Was a first-team All-SEC choice as a senior in 1998 when he set school standards with 236 rush attempts and 1,383 yards . . . His 12 rushing touchdowns were the fifth-most by a Bulldog in a season . . . Also had seven receptions for 98 yards . . . Established a school single-game record with 237 yards rushing on 36 attempts against Alabama as a senior . . . Amassed 209 yards rushing and two scores on 28 carries against Kentucky that year as well . . . Played in the Senior Bowl . . . Started four games in his junior season and finished fourth in the SEC and 25th in the nation with 1,069 yards rushing and 12 touchdowns on 217 attempts . . . Became just the fourth player in school history to rush for 1,000 yards in a season . . . Compiled a season-high 198 rushing yards and two touchdowns on 23 attempts against Alabama . . . In his two junior college seasons, totaled 1,501 yards rushing and 26 touchdowns on 249 attempts . . . Majored in educational psychology.

PERSONAL

Married to Erica . . . Has a son Keyshaun (7/18/97) . . . Resides in Davie, Fla . . . Attended Davidson High School in Mobile, Ala., where he rushed for more than 1,500 yards and 13 touchdowns during his senior season . . . Prepped at Dothan (Ala.) High School his junior year and rushed for more than 1,000 yards with ten touchdowns . . . Also lettered in basketball . . . Lists "Meet Joe Black" as favorite movie . . . Served as a postal clerk on the U.S.S. John F. Kennedy following high school . . . Full name is James E. Johnson, born April 20, 1974 in Mobile, Ala.

NFL REGULAR SEASON STATISTICS

YEAR	TEAM	G-S	ATT.	RUSHING				NO.	RECEIVING			
				YDS.	AVG.	LG	TD		YDS.	LG	TD	
1999	Miami	13-4	164	558	3.4	34	4	15	100	17	0	

NFL PLAYOFF STATISTICS

YEAR	TEAM	G-S	ATT.	RUSHING				NO.	RECEIVING			
				YDS.	AVG.	LG	TD		YDS.	LG	TD	
1999	Miami	2-1	35	95	2.7	18	1	4	14	7	0	

ADDITIONAL STATS

Kickoff Returns: 2 for 26 yards, 13.0 avg., long of 19 in 1999

Miscellaneous Tackles: 1 in 1999

Miscellaneous Fumble Recoveries: 1 in 1999

SINGLE-GAME HIGHS

Most Rushing Yards: 106 vs. New England, 11/21/99
 86 at Oakland, 10/31/99
 *86 at Seattle, 1/9/00
 63 at Dallas, 11/25/99
 62 vs. Indianapolis, 12/5/99

Most Rushing Attempts: 37 vs. Pittsburgh, 11/8/92
 35 vs. Miami, 12/17/95
 *33 vs. Kansas City, 1/23/94
 32 vs. New England, 11/3/91
 32 at N.Y. Giants, 9/1/96

Longest Runs: 34 vs. N.Y. Jets, 12/27/99
19 at Oakland, 10/31/99
18t vs. Philadelphia, 10/24/99
*18 at Seattle, 1/9/00
17 at Buffalo, 11/14/99

Most Rushing TDs: 1, five times (last *at Seattle, 1/9/00)
3 at Buffalo, 11/14/99

Most Receptions: 3 vs. Indianapolis, 12/5/99
2 three times (last *at Jacksonville, 1/15/00)

Most Receiving Yards: 26 vs. Indianapolis, 12/5/99
17 at Oakland, 10/31/99
16 at New England, 10/17/99

Longest Receptions: 17 at Oakland, 10/31/99
16 at New England, 10/17/99
14 vs. Indianapolis, 12/5/99

RUSHING BREAKDOWN							CAREER						
1999													
	G	NO	YDS	AVG	LG	TD	G	NO	YDS	AVG	LG	TD	
Buffalo	2	16	61	3.8	17	0	2	16	61	3.8	17	0	
Indianapolis	2	24	68	2.8	12	0	2	24	68	2.8	12	0	
Miami	-	-	-	-	-	-	-	-	-	-	-	-	
New England	2	33	104	3.2	14	1	2	33	104	3.2	14	1	
N.Y. Jets	1	18	83	4.6	34	1	1	18	83	4.6	34	1	
AFC East	7	91	316	3.5	34	2	7	91	316	3.5	34	2	
Baltimore	-	-	-	-	-	-	-	-	-	-	-	-	
Cincinnati	-	-	-	-	-	-	-	-	-	-	-	-	
Cleveland	-	-	-	-	-	-	-	-	-	-	-	-	
Jacksonville	-	-	-	-	-	-	-	-	-	-	-	-	
Pittsburgh	-	-	-	-	-	-	-	-	-	-	-	-	
Tennessee	1	11	9	0.8	5	0	1	11	9	0.8	5	0	
AFC Central	1	11	9	0.8	5	0	1	11	9	0.8	5	0	
Denver	1	14	45	3.2	12	1	1	14	45	3.2	12	1	
Kansas City	-	-	-	-	-	-	-	-	-	-	-	-	
Oakland	1	21	86	4.1	19	0	1	21	86	4.1	19	0	
San Diego	-	-	-	-	-	-	-	-	-	-	-	-	
Seattle	-	-	-	-	-	-	-	-	-	-	-	-	
AFC West	2	35	131	3.7	19	1	2	35	131	3.7	19	1	
AFC Total	10	137	456	3.3	34	3	10	137	456	3.3	34	3	
Arizona	1	3	4	1.3	2	0	1	3	4	1.3	2	0	
Dallas	1	19	63	3.3	13	0	1	19	63	3.3	13	0	
N.Y. Giants	-	-	-	-	-	-	-	-	-	-	-	-	
Philadelphia	1	5	35	7.0	18	1	1	5	35	7.0	18	1	
Washington	-	-	-	-	-	-	-	-	-	-	-	-	
NFC East	3	27	102	3.8	18	1	3	27	102	3.8	18	1	
Chicago	-	-	-	-	-	-	-	-	-	-	-	-	
Detroit	-	-	-	-	-	-	-	-	-	-	-	-	
Green Bay	-	-	-	-	-	-	-	-	-	-	-	-	
Minnesota	-	-	-	-	-	-	-	-	-	-	-	-	
Tampa Bay	-	-	-	-	-	-	-	-	-	-	-	-	
NFC Central	-	-	-	-	-	-	-	-	-	-	-	-	
Atlanta	-	-	-	-	-	-	-	-	-	-	-	-	
Carolina	-	-	-	-	-	-	-	-	-	-	-	-	
New Orleans	-	-	-	-	-	-	-	-	-	-	-	-	
St. Louis	-	-	-	-	-	-	-	-	-	-	-	-	
San Francisco	-	-	-	-	-	-	-	-	-	-	-	-	
NFC West	-	-	-	-	-	-	-	-	-	-	-	-	
NFC Total	3	27	102	3.8	18	1	3	27	102	3.8	18	1	
Home	7	93	310	3.3	34	3	7	93	310	3.4	34	3	
Road	6	71	248	3.5	17	1	6	71	248	3.5	17	1	
1st Down	13	100	290	2.9	15	1	13	100	290	2.9	15	1	
2nd Down	13	48	185	3.9	18	3	13	48	185	3.9	18	3	
3rd Down	13	16	83	5.2	34	0	13	16	83	5.2	34	0	
4th Down	13	0	0	0.0	0	0	13	0	0	0.0	0	0	

RUSHING BREAKDOWN

1999

CAREER

	G	NO	YDS	AVG	LG	TD	G	NO	YDS	AVG	LG	TD
1st Half	13	80	297	3.7	34	1	13	80	297	3.7	34	1
2nd Half	13	84	261	3.1	15	3	13	84	261	3.1	15	3
Overtime	-	-	-	-	-	-	-	-	-	-	-	-
Grass	10	130	439	3.4	34	4	10	130	439	3.4	34	4
Turf	3	34	119	3.5	17	0	3	34	119	3.5	17	0
Aug./Sept.	2	17	49	2.9	12	1	2	17	49	2.9	12	1
October	5	35	136	3.9	19	1	5	35	136	3.9	19	1
November	4	73	228	3.1	17	1	4	73	228	3.1	17	1
December	2	39	145	3.7	34	1	2	39	145	3.7	34	1
Games 1-8	8	63	194	3.1	19	2	8	63	194	3.1	19	2
Games 9-16	5	101	364	3.6	34	2	5	101	364	3.6	34	2
Wins	8	90	289	3.2	19	3	8	90	289	3.2	19	3
Losses	5	74	269	3.6	34	1	5	74	269	3.6	34	1
Ties	-	-	-	-	-	-	-	-	-	-	-	-

RECEIVING BREAKDOWN


1999

CAREER

	G	NO	YDS	AVG	LG	TD	G	NO	YDS	AVG	LG	TD
Buffalo	2	4	14	3.5	8	0	2	4	14	3.5	8	0
Indianapolis	2	3	26	8.7	14	0	2	3	26	8.7	14	0
Miami	-	-	-	-	-	-	-	-	-	-	-	-
New England	2	3	22	7.3	16	0	2	3	22	7.3	16	0
N.Y. Jets	1	1	9	9.0	9	0	1	1	9	9.0	9	0
AFC East	7	11	71	6.5	16	0	7	11	71	6.5	16	0
Baltimore	-	-	-	-	-	-	-	-	-	-	-	-
Cincinnati	-	-	-	-	-	-	-	-	-	-	-	-
Cleveland	-	-	-	-	-	-	-	-	-	-	-	-
Jacksonville	-	-	-	-	-	-	-	-	-	-	-	-
Pittsburgh	-	-	-	-	-	-	-	-	-	-	-	-
Tennessee	1	1	4	4.0	4	0	1	1	4	4.0	4	0
AFC Central	1	1	4	4.0	4	0	1	1	4	4.0	4	0
Denver	1	0	0	0.0	0	0	1	0	0	0.0	0	0
Kansas City	-	-	-	-	-	-	-	-	-	-	-	-
Oakland	1	1	17	17.0	17	0	1	1	17	17.0	17	0
San Diego	-	-	-	-	-	-	-	-	-	-	-	-
Seattle	-	-	-	-	-	-	-	-	-	-	-	-
AFC West	2	1	17	17.0	17	0	2	1	17	17.0	17	0
AFC Total	10	13	92	7.1	17	0	10	13	92	7.1	17	0
Arizona	1	1	5	5.0	5	0	1	1	5	5.0	5	0
Dallas	1	1	3	3.0	3	0	1	1	3	3.0	3	0
N.Y. Giants	-	-	-	-	-	-	-	-	-	-	-	-
Philadelphia	1	0	0	0.0	0	0	1	0	0	0.0	0	0
Washington	-	-	-	-	-	-	-	-	-	-	-	-
NFC East	3	2	8	4.0	5	0	3	2	8	4.0	5	0
Chicago	-	-	-	-	-	-	-	-	-	-	-	-
Detroit	-	-	-	-	-	-	-	-	-	-	-	-
Green Bay	-	-	-	-	-	-	-	-	-	-	-	-
Minnesota	-	-	-	-	-	-	-	-	-	-	-	-
Tampa Bay	-	-	-	-	-	-	-	-	-	-	-	-
NFC Central	-	-	-	-	-	-	-	-	-	-	-	-
Atlanta	-	-	-	-	-	-	-	-	-	-	-	-
Carolina	-	-	-	-	-	-	-	-	-	-	-	-
New Orleans	-	-	-	-	-	-	-	-	-	-	-	-
St. Louis	-	-	-	-	-	-	-	-	-	-	-	-
San Francisco	-	-	-	-	-	-	-	-	-	-	-	-
NFC West	-	-	-	-	-	-	-	-	-	-	-	-
NFC Total	3	2	8	4.0	5	0	3	2	8	4.0	5	0
Home	7	8	53	6.6	14	0	7	8	53	6.6	14	0
Road	6	7	47	6.7	17	0	6	7	47	6.7	17	0
1st Down	13	4	25	6.3	9	0	13	4	25	6.3	9	0
2nd Down	13	7	34	4.9	17	0	13	7	34	4.9	17	0
3rd Down	13	4	41	10.3	16	0	13	4	41	10.3	16	0
4th Down	13	0	0	0.0	0	0	13	0	0	0.0	0	0

RECEIVING BREAKDOWN

	1999						CAREER					
	G	NO	YDS	AVG	LG	TD	G	NO	YDS	AVG	LG	TD
1st Half	13	6	42	7.0	17	0	13	6	42	7.0	17	0
2nd Half	13	9	58	6.4	16	0	13	9	58	6.4	16	0
Overtime	-	-	-	-	-	-	-	-	-	-	-	-
Grass	10	11	86	7.8	17	0	10	11	86	7.8	17	0
Turf	3	4	14	3.5	8	0	3	4	14	3.5	8	0
Aug./Sept.	2	1	5	5.0	5	0	2	1	5	5.0	5	0
October	5	4	36	9.0	17	0	5	4	36	9.0	17	0
November	4	6	24	4.0	8	0	4	6	24	4.0	8	0
December	2	4	35	8.8	14	0	2	4	35	8.8	14	0
Games 1-8	8	6	45	7.5	17	0	8	6	45	7.5	17	0
Games 9-16	5	9	55	6.1	14	0	5	9	55	6.1	14	0
Wins	8	6	48	8.0	17	0	8	6	48	8.0	17	0
Losses	5	9	52	5.8	14	0	5	9	52	5.8	14	0
Ties	-	-	-	-	-	-	-	-	-	-	-	-



ROBERT JONES

6-3 • 245

Linebacker

Born: 9/27/69

College: East Carolina '92

Acquired: FA, 1998 • Signed Through: 2003

NFL: Ninth Season • Dolphins: Third Season

#52

PRO CAREER

1999 – Signed a five-year contract on February 19, 1999 ... Started 15 of the 16 games in which he played at strongside linebacker ... Finished tied for second on the team with 100 total tackles (75 solo) along with Brock Marion, the sixth consecutive year and seventh time in his eight-year NFL career that he attained triple digits in tackles ... Also defended two passes and recorded nine tackles on special teams, which ranked ninth on the club ... Opened the season with seven tackles at Denver (9/13) ... Recorded four stops the following week in victory vs. Arizona (9/19) as Dolphins held the Cardinals' offense without a touchdown ... Was awarded a defensive game ball for his performance ... Notched ten tackles at Indianapolis (10/10), his second-highest total of the season ... Led team with seven tackles at New England (10/17) ... Came up with six tackles in win at Oakland (10/31) when he earned a defensive game ball ... Posted a season-high 11 stops at Dallas (11/25) ... Only game he did not start was vs. N.Y. Jets (12/27) when the Dolphins opened with six defensive backs ... That snapped a string of 39 straight games in which he had started, dating back to 1997 when he was a member of the St. Louis Rams ... Tallied nine tackles in season finale at Washington (1/2/00) ...

PLAYOFFS: Started both playoff games following the 1999 season at strongside linebacker ... Tied for sixth on the squad with seven tackles (all solo) ... Also produced one special teams tackle ... Notched five tackles in Divisional contest at Jacksonville (1/15/00) ... In his career, has appeared in 14 postseason contests, starting 12 of them ... Has amassed 61 tackles, a half-sack and a pass defended ... Also has added three special teams stops in the playoffs.

1998 – Signed a one-year contract with the Dolphins as a free agent on June 10, 1998 after being released by St. Louis on June 2 ... Turned in what was arguably the most productive season of his NFL career in 1998 ... Started all 16 regular season games and both playoff contests at strongside linebacker after playing middle linebacker each of his first six years in the league ... Finished third on the club with 100 total tackles (73 solo), marking the fifth straight season and sixth time in his seven-year career that he reached the 100-tackle plateau ... Added five sacks for 22 yards in losses, two interceptions for 14 yards and a

touchdown, and five passes defended . . . Was named the club's Newcomer of the Year in a vote of the South Florida media . . . Sack total was two more than he had accounted for in his previous six NFL seasons combined, while his interception figure was one more than he had tallied over his first six years in the league . . . Also contributed ten special teams tackles during the course of the season . . . Made Dolphins debut at Indianapolis (9/6) and notched seven tackles . . . Was second on the club with eight stops vs. Buffalo (9/13), when he registered his first sack as a Dolphin . . . Also recorded eight tackles at N.Y. Jets (10/4) . . . Led team with a season-high ten tackles while also knocking away a pass, in 14-0 shutout victory vs. St. Louis (10/18) . . . Was awarded a defensive game ball for his performance in that contest . . . Registered eight tackles, including two sacks, in win at Carolina (11/15) as the Dolphins did not allow a touchdown on the day in the 13-9 win . . . It marked the first multiple-sack game of his career . . . Was awarded a defensive game ball for his efforts in the Panthers game and was named AFC Defensive Player of the Week, the first weekly accolade of his career . . . Turned in spectacular effort at Oakland (12/6), when he tallied five tackles, two sacks, two interceptions and four passes defended in the Dolphins' 27-17 victory . . . He returned one of his interceptions 14 yards for a touchdown for the first score of his NFL career . . . It also represented the first multiple-interception game of his career . . . Along with LB Zach Thomas' one-yard return for a touchdown that day, it tied the Dolphins single-game record for interception returns for touchdowns, which had been accomplished three previous times, most recently on December 16, 1983, against the N.Y. Jets . . . Jones' INT return for a touchdown is one of only six by a linebacker in team history (three other players) . . . The others are Tom Erlandson (26 yards at Denver on December 4, 1966), A.J. Duhe (35 yards in AFC Championship game vs. N.Y. Jets on January 23, 1983) and Zach Thomas (26 yards at Houston on November 17, 1996; 17 yards vs. Pittsburgh on September 20, 1998 and one yard at Oakland on December 6, 1998) . . . Received a defensive game ball for his performance in the Raiders game . . . Had nine tackles each of the final two games of the regular season, vs. Denver (12/21) and at Atlanta (12/27) . . . Started both playoff games following the 1998 season at strongside linebacker . . . Finished with eight tackles, a half-sack and a pass defended . . . Notched five tackles, including a half-sack, in First-Round victory vs. Buffalo (1/2/99) . . .

NFL HONORS: Received two NFL honors in 1998 . . . Was named AFC Defensive Player of the Week for games of November 15-16, and also was cited as AFC Defensive Player of the Month for December . . . They marked the first NFL honors of his seven-year career . . . In the Dolphins' 13-9 victory at Carolina on November 15, Jones had eight tackles, including two sacks of Panthers QB Steve Beuerlein . . . Jones was the only Dolphin to earn NFL Defensive Player of the Week accolades in 1998 . . . Prior to Jones' honor, the last time a Dolphins defender was recognized was Terrell Buckley, who did it in week 15 of 1997, against Detroit on December 7 . . . The last time a Dolphins linebacker earned the award occurred in week 7 of 1997 when Derrick Rodgers did it at the N.Y. Jets on October 12 . . . In addition, Jones was named AFC Defensive Player of the Month for December when he totaled 29 tackles, two sacks and two interceptions, including one for a touchdown, in four games . . . Jones was the second Dolphin to earn an AFC Defensive Player of the Month award in 1998, as LB Zach Thomas was honored for his performance in September . . . It marked the first time in team history that two Dolphins earned Player of the Month honors in separate months in the same season . . . In 1990, LB John Offerdahl and DE Jeff Cross were cited as co-Defensive Players of the Month for October . . .

1997 – Started 15 of the 16 games in which he played at middle linebacker for the Rams . . . Led club with 115 total tackles (72 solo), the fourth straight year and fifth time in his career he reached the 100-tackle mark . . . Also had one sack for eight yards lost, five passes defended and two tackles on special teams . . . Tallied nine tackles in back to back weeks: at Denver (9/14) and vs. N.Y. Giants (9/21) . . . Turned in a ten-tackle effort while adding two passes defended at San Francisco (10/12) . . . Only game he did not start was vs. Seattle (10/19) when Rams opened with six defensive backs . . . Posted nine tackles vs. Atlanta (11/16) . . . Produced a season-high 12 tackles, including his only sack of the year, vs. Carolina (11/23).

1996 – Appeared in all 16 games with St. Louis, starting 13 of them at middle linebacker . . . Posted 129 total tackles, which ranked second on the squad . . . Also came up with an interception and five passes defended . . . Amassed a season-high 15 tackles at Carolina (10/13) . . . Had a team-high 13 stops vs. Green Bay (11/24) . . . First career interception occurred in the Packers game when he picked off a Brett Favre pass in the end zone.

1995 – Opened all 12 contests in which he played with the Cowboys at middle linebacker . . . Recorded 100 total tackles (57 solo), a sack, three passes defended and a forced fumble . . . Tackle figure was fourth on the club . . . Registered double-digit tackle totals on three

occasions . . . Was awarded a game ball after producing a team-high nine tackles vs. Arizona (9/24) . . . Had a team-high 13 stops at San Diego (10/15) . . . Led club with ten tackles at Atlanta (10/29) . . . Had a season-high 15 stops vs. San Francisco (11/12) . . . Sustained a strained abdominal muscle in first quarter vs. Oakland (11/19) . . . Was inactive vs. Kansas City (11/23) . . . Returned to action vs. Washington (12/3) but re-aggravated his abdominal injury and was inactive for each of the final three regular season contests . . . Recorded seven tackles and a sack in the Redskins game before leaving with the injury . . . Started all three playoff games and registered 16 tackles, including eight in Dallas' Super Bowl XXX win over Pittsburgh.

1994 – Started all 16 games at middle linebacker for first time in his career and responded with a career-high 162 tackles, a fumble recovery and three passes defended . . . Tackle total led the team and is the fourth-most in Cowboys history . . . Earned All-Pro honors from USA Today . . . Received a game ball four times . . . Turned in double-digit tackle totals nine times, including eight over the final 11 weeks of the season . . . Earned initial game ball in season-opener at Pittsburgh (9/4) when he tallied nine stops . . . Posted a team-high 11 tackles and was awarded his second game ball of the year, vs. Philadelphia (10/16) . . . Got his second game ball in as many weeks with 13 tackles at Arizona (10/23) . . . Led club with 16 tackles vs. Green Bay (11/24) . . . Received another game ball at Philadelphia (12/4) when he amassed a career-high 19 total tackles, tied for the third-highest output in club history . . . Had 18 stops at N.Y. Giants (12/24) . . . Was credited with 71 tackles over the final five regular season games . . . Started both playoff contests and led the team with 17 tackles.

1993 – Played in 13 games, starting three of them at middle linebacker . . . Finished with 36 total tackles . . . Also tallied four special teams tackles on the year . . . Led the team in tackles twice, including a season-high 16 in opener at Washington (9/6) . . . Also topped the squad with 11 tackles the following week vs. Buffalo (9/12) . . . Saw action in a reserve role in two of Dallas' three playoff games.

1992 – Started 13 of the 15 games in which he played for the Cowboys at middle linebacker in his rookie season . . . Finished with 108 total tackles (55 solo), a sack, a fumble recovery and a pass defended . . . Tackle total was second on the club . . . Earned NFL Defensive Rookie of the Year honors from UPI . . . Started season-opener vs. Washington (9/7), the first Cowboy rookie linebacker to start on opening day since Lee Roy Jordan in 1963 . . . Had a season-high 16 tackles at Philadelphia (10/5) . . . First sack of his career came vs. Seattle (10/11) . . . Matched his season-best tackle total with 16 stops vs. Kansas City (10/18) . . . Posted nine stops vs. N.Y. Giants (11/26) when he earned a game ball . . . Was inactive at Atlanta (12/21) while Dallas went with five defensive backs for a majority of the game . . . Started all three postseason matchups and amassed 13 tackles . . . Second of two first-round draft choices (24th overall) by Dallas in 1992 . . . Was the third linebacker selected overall in the draft.

COLLEGE

Lettered four years at East Carolina (1988-91), and finished his career with 478 tackles, the second-highest total in school history . . . Registered 151 stops his senior season of 1991 when he was a unanimous first-team All-America and a finalist for the Dick Butkus Award, symbolic of the nation's top linebacker . . . Was a three-year starter at inside linebacker during which time he posted more than 100 tackles each season, including a career-high 167 as a junior in 1990 . . . Participated in the East-West Shrine Game following his senior season . . . Majored in criminal justice.

PERSONAL

Married to Maneesha, couple has three sons, Cayleb (3/21/93), Isiah (3/30/95) and Levi (5/5/98), and a daughter, Leah (7/18/99) . . . Resides in Maitland, Fla . . . Lettered four years at Nottaway High School in Blackstone, Va . . . As a senior, recorded 120 tackles and led his team to the 2A state title . . . Was an Honor Roll student . . . Played one year at Fork Union (Va.) Military Academy prior to enrolling at East Carolina . . . Was the first East Carolina product ever chosen in the first round of the NFL Draft . . . Brother-in-law is Saints QB Jeff Blake . . . Full name is Robert Lee Jones, born September 27, 1969 in Blackstone, Virginia.

NFL REGULAR SEASON STATISTICS

YEAR	TEAM	G-S	TACK.	ASST.	TOTAL	FUM. REC.	FOR. FUM.	QB SACK	YDS LOST
1992	Dallas	15-13	55	53	108	1	0	1	-
1993	Dallas	13-3	16	20	36	0	0	0	0.0
1994	Dallas	16-16	83	79	162	1	0	0	0.0
1995	Dallas	12-12	57	43	100	0	1	0	0.0
1996	St. Louis	16-13	90	39	129	0	0	1	-
1997	St. Louis	16-15	72	43	115	0	0	1	8.0
1998	Miami	16-16	73	27	100	0	0	5	22.0
1999	Miami	16-15	75	25	100	0	0	0	0.0
8-YEAR TOTALS		120-103	521	329	850	2	1	8	-
MIAMI TOTALS		32-31	148	52	200	0	0	5	22.0

NFL PLAYOFF STATISTICS

YEAR	TEAM	G-S	TACK.	ASST.	TOTAL	FUM. REC.	FOR. FUM.	QB SACK	YDS LOST
1992	Dallas	3-3	7	6	13	0	0	0	0.0
1993	Dallas	2-0	0	0	0	0	0	0	0.0
1994	Dallas	2-2	10	7	17	0	0	0	0.0
1995	Dallas	3-3	8	8	16	0	0	0	0.0
1998	Miami	2-2	5	3	8	0	0	½	5.0
1999	Miami	2-2	7	0	7	0	0	0	0.0
PLAYOFF TOTALS		14-12	37	24	61	0	0	½	5.0
MIAMI TOTALS		4-4	12	3	15	0	0	½	5.0

ADDITIONAL STATS

Interceptions: (St. Louis) 1 for 0 yards in 1996, (Miami) 2 for 14 yards, 7.0 avg., long 14t, 1 TD in 1998 for total of 3 for 14 yards, 4.7 avg., long 14t, 1 TD

Passes Defensed: (Dallas) 1 in 1992, 3 in 1994, 3 in 1995, (St. Louis) 5 in 1996, 5 in 1997, (Miami) 5 in 1998, 2 in 1999 for total of 24 (P-1)

Defensive Touchdowns: 1 interception in 1998

Special Teams Tackles: (Dallas) 4 in 1993, (St. Louis) 2 in 1997, (Miami) 10 in 1998, 9 in 1999 for total of 25 (P-3)


Kickoff Returns: (Dallas) 1 for 8 yards in 1994

SINGLE-GAME HIGHS

Most Sacks: 2 at Carolina, 11/15/98

2 at Oakland, 12/6/98

Most Interceptions: 2 at Oakland, 12/6/98



WILLIE JONES

6-7 • 365

Tackle

Born: 12/17/75

College: Grambling State '99

Acquired: FA, 2000 • **Signed Through:** 2001

NFL: Second Season • **Dolphins:** First Season

#70

PRO CAREER

1999 – Signed by the Dolphins as a free agent on March 23, 2000 . . . Had been waived by St. Louis on February 9 and awarded to Seattle . . . On March 22, however, was ruled a free

agent . . . Went to camp with St. Louis as an undrafted rookie free agent in 1999 . . . Made the team's 53-man roster . . . Was inactive for each of the first ten games . . . Was placed on the club's Reserve/Non-Football Injury list on November 24 and spent the final six regular season contests and all three playoff games there.

COLLEGE


Played his senior season of 1998 at Grambling State, where he started each of the final nine games that year . . . Did not play in 1997 after transferring from Morgan State, where he played in 1996 and opened ten contests at left tackle . . . Spent his sophomore season at Central Florida, and saw action in 11 games at both tackle spots . . . Majored in criminal justice.

PERSONAL

Resides in Wellington, Fla . . . Has a son, Willie II, and a daughter, Wil'keria . . . Was an all-state, all-county and all-area offensive lineman as a senior at Glades Central High School in Belle Glade, Fla . . . Full name is Willie Jones, born December 17, 1975 in Pahokee, Fla.

NFL REGULAR SEASON STATISTICS

GAMES/STARTS: 1999: 0/0



ROB KONRAD

6-3 • 255

Fullback

Born: 11/12/76

College: Syracuse '99

Acquired: D2b, 1999 • **Signed Through:** 2002

NFL: Second Season • **Dolphins:** Second Season

#44

PRO CAREER

1999 – Appeared in 15 regular season games during his rookie season including nine starts . . . Was inactive for one contest . . . Finished with 16 yards rushing on nine attempts and 34 receptions for 251 yards and a touchdown . . . Also recorded one tackle on special teams . . . Reception total ranked fifth on the team and second among running backs, trailing only Stanley Pritchett's 43 catches . . . Konrad's reception total also was the most by a Dolphins rookie since Terry Kirby caught 75 passes for 874 yards and three touchdowns in 1993 . . . Made NFL debut in season-opener at Denver (9/13) when he started at fullback . . . Rushed for seven yards on two attempts and caught three passes for 26 yards, including a 12-yard TD reception from Dan Marino, marking his first NFL touchdown . . . Became the first Dolphins rookie to have a receiving touchdown in a season-opener since Andre Brown caught a TD pass in his first game, on September 10, 1989 against Buffalo . . . Along with J.J. Johnson's touchdown run, it marked the first time in club history that two rookies scored in the initial game of the year . . . Along with a touchdown run by Abdul-Jabbar in the Broncos contest, it marked the first time since September 3, 1995 vs. the N.Y. Jets that three Dolphin running backs scored in the same game (Bernie Parmalee, Irving Spikes, Keith Byars) . . . Was awarded an offensive game ball for his performance . . . Opened each of the first five contests of the season . . . Caught three passes for 48 yards, including a season-long reception of 25 yards, vs. Buffalo (10/4) . . . Grabbed four passes for 33 yards with a long of 15 at Indianapolis (10/10) . . . Was inactive vs. Philadelphia (10/24) . . . Had three receptions for 29 yards at N.Y. Jets (12/12) . . . Closed out the season with ten catches for 68 yards, including a long of 18, at Washington (1/2/00) . . . His reception total in the Redskins game tied for the third-most ever by a Dolphin in the regular season and tied for fourth-most overall, including playoffs . . . In addition, it tied

for the most by a Dolphin in 1999 . . . Overall, his reception total in that game is tied for the second-most by a Dolphins running back in a game, trailing only the club-record 12 catches that Jim Jensen had on November 16, 1988 at New England . . . It was the most catches by a Dolphins running back in a game since Byars also had ten on September 25, 1994 at Minnesota . . . Second of two second-round draft choices (43rd overall) of Miami in 1999 . . .

PLAYOFFS: Appeared in both playoff games following the 1999 season, including one start . . . Opened First-Round game at Seattle (1/9/00) . . . In two postseason contests, caught four passes for 37 yards, including three for 30 yards in Divisional game at Jacksonville (1/15/00).

COLLEGE

Was a four-year letterman (1995-98) and three-year starter at Syracuse . . . Played in 39 games with 27 starts . . . Concluded his career with 1,516 yards rushing and 20 touchdowns on 295 attempts and 41 receptions for 473 yards and three scores . . . As a senior in 1998, rushed for 417 yards and seven touchdowns on 93 attempts and caught a career-high 20 passes for 196 yards and a pair of scores . . . Was a second-team All-Big East selection that year . . . Played in the Senior Bowl . . . Was a member of the school's Athletic Director's Honor Roll as a junior . . . Finished second on the team in his freshman season of 1995 with 433 yards rushing and seven touchdowns on 63 attempts . . . Ran for a career-high 130 yards and three touchdowns on ten carries against Pittsburgh . . . Majored in consumer education.

PERSONAL

Single, resides in Weston, Fla . . . Was a Parade, Blue Chip Illustrated, Super Prep and Prep Football Report All-America selection at St. John's High School in Andover, Mass . . . Was chosen as a two-time All-State, All-League and league Most Valuable Player . . . Also lettered in track and basketball . . . Enjoys fishing and boating in spare time . . . Has done charity work with the Shriners Hospital and the Boys & Girls Club . . . Has participated in events benefiting the Cystic Fibrosis Foundation . . . Lists "Star Wars" as favorite movie, "Friends" as favorite television show, "A River Runs Through It", as favorite book, and John Cougar Mellencamp as favorite recording artist . . . Full name is Robert L. Konrad, born November 12, 1976 in Rochester, N.Y.

NFL REGULAR SEASON STATISTICS

YEAR	TEAM	G-S	RUSHING					RECEIVING			
			ATT.	YDS.	AVG.	LG	TD	NO.	YDS.	LG	TD
1999	Miami	15-9	9	16	1.8	5	0	34	251	25	1

NFL PLAYOFF STATISTICS

YEAR	TEAM	G-S	RUSHING					RECEIVING			
			ATT.	YDS.	AVG.	LG	TD	NO.	YDS.	LG	TD
1999	Miami	2-1	0	0	0	0	0	4	37	13	0

ADDITIONAL STATS

Special Teams Tackles: 1 in 1999

Miscellaneous Fumble Recoveries: 1 in 1999

SINGLE-GAME HIGHS

Most Rushing Yards:	7 at Denver, 9/13/99 3, two times
Most Rushing Attempts:	3 vs. Arizona, 9/19/99 2 at Denver, 9/13/99
Longest Runs:	5 at Denver, 9/13/99 3 at New England, 10/17/99
Most Receptions:	10 at Washington, 1/2/00 4 at Indianapolis, 10/10/99 3, three times
Most Receiving Yards:	68 at Washington, 1/2/00 48 vs. Buffalo, 10/4/99 33 at Indianapolis, 10/10/99

Longest Receptions:

25 vs. Buffalo, 10/4/99
18 at Washington, 1/2/00
15 at Indianapolis, 10/10/99

RUSHING BREAKDOWN


	1999						CAREER					
	G	NO	YDS	AVG	LG	TD	G	NO	YDS	AVG	LG	TD
Buffalo	2	1	1	1.0	1	0	2	1	1	1.0	1	0
Indianapolis	2	1	0	0.0	0	0	2	1	0	0.0	0	0
Miami	-	-	-	-	-	-	-	-	-	-	-	-
New England	2	1	3	3.0	3	0	2	1	3	3.0	3	0
N.Y. Jets	2	0	0	0.0	0	0	2	0	0	0.0	0	0
AFC East	8	3	4	1.3	3	0	8	3	4	1.3	3	0
Baltimore	-	-	-	-	-	-	-	-	-	-	-	-
Cincinnati	-	-	-	-	-	-	-	-	-	-	-	-
Cleveland	-	-	-	-	-	-	-	-	-	-	-	-
Jacksonville	-	-	-	-	-	-	-	-	-	-	-	-
Pittsburgh	-	-	-	-	-	-	-	-	-	-	-	-
Tennessee	1	0	0	0.0	0	0	1	0	0	0.0	0	0
AFC Central	1	0	0	0.0	0	0	1	0	0	0.0	0	0
Denver	1	2	7	3.5	5	0	1	2	7	3.5	5	0
Kansas City	-	-	-	-	-	-	-	-	-	-	-	-
Oakland	1	0	0	0.0	0	0	1	0	0	0.0	0	0
San Diego	1	0	0	0.0	0	0	1	0	0	0.0	0	0
Seattle	-	-	-	-	-	-	-	-	-	-	-	-
AFC West	3	2	7	3.5	5	0	3	2	7	3.5	5	0
AFC Total	12	5	11	2.2	5	0	12	5	11	2.2	5	0
Arizona	1	3	3	1.0	2	0	1	3	3	1.0	2	0
Dallas	1	0	0	0.0	0	0	1	0	0	0.0	0	0
N.Y. Giants	-	-	-	-	-	-	-	-	-	-	-	-
Philadelphia	-	-	-	-	-	-	-	-	-	-	-	-
Washington	1	1	2	2.0	2	0	1	1	2	2.0	2	0
NFC East	3	4	5	1.3	2	0	3	4	5	1.3	2	0
Chicago	-	-	-	-	-	-	-	-	-	-	-	-
Detroit	-	-	-	-	-	-	-	-	-	-	-	-
Green Bay	-	-	-	-	-	-	-	-	-	-	-	-
Minnesota	-	-	-	-	-	-	-	-	-	-	-	-
Tampa Bay	-	-	-	-	-	-	-	-	-	-	-	-
NFC Central	-	-	-	-	-	-	-	-	-	-	-	-
Atlanta	-	-	-	-	-	-	-	-	-	-	-	-
Carolina	-	-	-	-	-	-	-	-	-	-	-	-
New Orleans	-	-	-	-	-	-	-	-	-	-	-	-
St. Louis	-	-	-	-	-	-	-	-	-	-	-	-
San Francisco	-	-	-	-	-	-	-	-	-	-	-	-
NFC West	-	-	-	-	-	-	-	-	-	-	-	-
NFC Total	3	4	5	1.3	2	0	3	4	5	1.3	2	0
Home	7	3	3	1.0	2	0	7	3	3	1.0	2	0
Road	8	6	13	2.2	5	0	8	6	13	2.2	5	0
1st Down	15	1	2	2.0	2	0	15	1	2	2.0	2	0
2nd Down	15	4	10	2.5	5	0	15	4	10	2.5	5	0
3rd Down	15	3	2	0.7	2	0	15	3	2	0.7	2	0
4th Down	15	1	2	2.0	2	0	15	1	2	2.0	2	0
1st Half	15	7	11	1.6	2	0	15	7	11	1.6	2	0
2nd Half	15	2	5	2.5	5	0	15	2	5	2.5	5	0
Overtime	-	-	-	-	-	-	-	-	-	-	-	-
Grass	11	7	15	2.1	5	0	11	7	15	2.1	5	0
Turf	4	2	1	0.5	1	0	4	2	1	0.5	1	0
Aug./Sept.	2	5	10	2.0	5	0	2	5	10	2.0	5	0
October	4	2	3	1.5	3	0	4	2	3	1.3	3	0
November	4	1	1	1.0	1	0	4	1	1	1.0	1	0
Dec./Jan.	5	1	2	2.0	2	0	5	1	2	2.0	2	0
Games 1-8	7	7	13	1.9	5	0	7	7	13	1.9	5	0
Games 9-16	8	2	3	1.5	2	0	8	2	3	1.5	2	0
Wins	8	7	13	1.9	5	0	8	7	13	1.9	5	0
Losses	7	2	3	1.5	2	0	7	2	3	1.5	2	0
Ties	-	-	-	-	-	-	-	-	-	-	-	-

RECEIVING BREAKDOWN

1999

CAREER

	G	NO	YDS	AVG	LG	TD		G	NO	YDS	AVG	LG	TD
Buffalo	2	4	50	12.5	25	0		2	4	50	12.5	25	0
Indianapolis	2	4	33	8.3	15	0		2	4	33	8.3	15	0
Miami	-	-	-	-	-	-		-	-	-	-	-	-
New England	2	3	3	1.0	3	0		2	3	3	1.0	3	0
N.Y. Jets	2	4	33	8.3	13	0		2	4	33	8.3	13	0
AFC East	8	15	119	7.9	25	0		8	15	119	7.9	25	0
Baltimore	-	-	-	-	-	-		-	-	-	-	-	-
Cincinnati	-	-	-	-	-	-		-	-	-	-	-	-
Cleveland	-	-	-	-	-	-		-	-	-	-	-	-
Jacksonville	-	-	-	-	-	-		-	-	-	-	-	-
Pittsburgh	-	-	-	-	-	-		-	-	-	-	-	-
Tennessee	1	1	8	8.0	8	0		1	1	8	8.0	8	0
AFC Central	1	1	8	8.0	8	0		1	1	8	8.0	8	0
Denver	1	3	26	8.7	12	1		1	3	26	8.7	12	1
Kansas City	-	-	-	-	-	-		-	-	-	-	-	-
Oakland	1	1	11	11.0	11	0		1	1	11	11.0	11	0
San Diego	1	0	0	0.0	0	0		1	0	0	0.0	0	0
Seattle	-	-	-	-	-	-		-	-	-	-	-	-
AFC West	3	4	37	9.3	12	1		3	4	37	9.3	12	1
AFC Total	12	20	164	8.2	25	1		12	20	164	8.2	25	1
Arizona	1	2	12	6.0	7	0		1	2	12	6.0	7	0
Dallas	1	2	7	3.5	6	0		1	2	7	3.5	6	0
N.Y. Giants	-	-	-	-	-	-		-	-	-	-	-	-
Philadelphia	-	-	-	-	-	-		-	-	-	-	-	-
Washington	1	10	68	6.8	18	0		1	10	68	6.8	18	0
NFC East	3	14	87	6.2	18	0		3	14	87	6.2	18	0
Chicago	-	-	-	-	-	-		-	-	-	-	-	-
Detroit	-	-	-	-	-	-		-	-	-	-	-	-
Green Bay	-	-	-	-	-	-		-	-	-	-	-	-
Minnesota	-	-	-	-	-	-		-	-	-	-	-	-
Tampa Bay	-	-	-	-	-	-		-	-	-	-	-	-
NFC Central	-	-	-	-	-	-		-	-	-	-	-	-
Atlanta	-	-	-	-	-	-		-	-	-	-	-	-
Carolina	-	-	-	-	-	-		-	-	-	-	-	-
New Orleans	-	-	-	-	-	-		-	-	-	-	-	-
St. Louis	-	-	-	-	-	-		-	-	-	-	-	-
San Francisco	-	-	-	-	-	-		-	-	-	-	-	-
NFC West	-	-	-	-	-	-		-	-	-	-	-	-
NFC Total	3	14	87	6.2	18	0		3	14	87	6.2	18	0
Home	7	9	67	7.4	25	0		7	9	67	7.4	25	0
Road	8	25	184	7.4	18	1		8	25	184	7.4	18	1
1st Down	15	20	148	7.4	25	1		15	20	148	7.4	25	1
2nd Down	15	11	71	6.5	15	0		15	11	71	6.5	15	0
3rd Down	15	3	32	10.7	18	0		15	3	32	10.7	18	0
4th Down	15	0	0	0.0	0	0		15	0	0	0.0	0	0
1st Half	15	16	130	8.1	25	1		15	16	130	8.1	25	1
2nd Half	15	18	121	6.7	13	0		15	18	121	6.7	13	0
Overtime	-	-	-	-	-	-		-	-	-	-	-	-
Grass	11	24	175	7.3	25	1		11	24	175	7.3	25	1
Turf	4	10	76	7.6	15	0		4	10	76	7.6	15	0
Aug./Sept.	2	5	38	7.6	13	1		2	5	38	7.6	13	1
October	4	9	95	10.6	25	0		4	9	95	10.6	25	0
November	4	6	17	2.8	8	0		4	6	17	2.8	8	0
Dec./Jan.	5	14	101	7.2	18	0		5	14	101	7.2	18	0
Games 1-8	7	15	141	9.4	25	1		7	15	141	9.4	25	1
Games 9-16	8	19	110	5.8	18	0		8	19	110	5.8	18	0
Wins	8	14	88	6.3	15	1		8	14	88	6.3	15	1
Losses	7	20	163	8.2	25	0		7	20	163	8.2	25	0
Ties	-	-	-	-	-	-		-	-	-	-	-	-



SAM MADISON

5-11 • 185

Cornerback

Born: 4/23/74

College: Louisville '97

Acquired: D2, 1997 • Signed Through: 2007

NFL: Fourth Season • Dolphins: Fourth Season

#29

PRO CAREER

1999 – Signed a seven-year contract extension on June 21, 2000 . . . Started all 16 regular season games at right cornerback . . . Finished with 52 total tackles (43 solo) and a team-high seven interceptions for 164 yards, including a touchdown . . . Also tied for the team lead with 15 passes defended . . . Tackle total tied for ninth on the team . . . In a vote of his teammates, was voted as permanent co-captain on defense, along with linebacker Zach Thomas . . . Underwent arthroscopic surgery on February 10, 2000 to remove loose bodies from his left knee . . . The surgery was performed by team physician Dr. Dan Kanell at Holy Cross Hospital in Fort Lauderdale . . .

INTERCEPTIONS: Tied for the NFL-lead in interceptions, along with Baltimore's Rod Woodson, Kansas City's James Hast, Tampa Bay's Donnie Abraham and Philadelphia's Troy Vincent . . . Became the third Dolphin to lead or share the league lead in interceptions . . . Dick Westmoreland had an AFL-high ten in 1967 and Dick Anderson led the NFL with eight in 1973 . . . His seven interceptions are tied for the ninth-highest total by a Dolphin in a season, and he now owns two of the nine highest single-season interception totals in club history . . . Had two games of two or more interceptions in 1999 with three vs. Tennessee (11/7) and two vs. Arizona (9/19) . . . He now has had two or more interceptions in a game four times in his career . . . His 16 career interceptions are tied for 11th in Dolphins history, along with J.B. Brown . . . In addition, that total is tied for the most in the NFL over the last three seasons:

MOST INTERCEPTIONS IN THE NFL OVER THE LAST THREE SEASONS (1997-99)

PLAYER	TEAM(S)	1997	1998	1999	3-YEAR TOTALS
1. SAM MADISON	MIAMI	1	8	7	16
Ray Buchanan	Atlanta	5	7	4	16
Rod Woodson	S.F., Baltimore	3	6	7	16
4. Terrell Buckley	Miami	4	8	3	15
Eric Davis	Carolina	5	5	5	15
Darryl Williams	Seattle	8	3	4	15
Percy Ellsworth	N.Y. Giants	4	5	6	15

Over the last two seasons (1998-99), Madison has totaled 15 interceptions, the most by a Dolphin in consecutive seasons, surpassing the previous best of 14, achieved by both Dick Westmoreland (four in 1966, 10 in 1967) and Jake Scott (eight in 1974, six in 1975) . . .

POSTSEASON HONORS: Was selected as a starter to the AFC Pro Bowl squad, joining kicker Olindo Mare and linebacker Zach Thomas on the team . . . The three representatives marked Miami's most since the 1995 season when they had four selections . . . It was the first Pro Bowl of Madison's career . . . Overall, he is the third Dolphins defensive back to be named, joining Dick Anderson (1972-74) and Jake Scott (1971-75), and the first cornerback . . . In addition, Madison was a first-team All-Pro selection by the Associated Press, USA Today, Sports Illustrated, The Sporting News, Pro Football Weekly and Football Digest . . . He also was chosen as the NFL Alumni Association's Defensive Back of the Year . . . In a vote of the South Florida media and the fans, Madison was chosen as the Dolphins' MVP for 1999 as well . . .

PLAYER OF THE WEEK: Was named AFC Defensive Player of the Week three times in 1999 . . . He was cited for his performances in wins vs. Arizona (9/19), at New England (10/17) and vs. Tennessee (11/7) . . . They were the first three AFC weekly honors of his NFL career

... Since this award was first given out by the NFL in 1984, Madison is just the second player to win it three times in the same season, joining Cincinnati safety David Fulcher, who came away with the award three times in 1989 ...

GAME HIGHLIGHTS: Had three tackles and two interceptions that he returned a total of 29 yards (15 and 14 yards) vs. Arizona (9/19) ... It marked the third multiple-interception game of his career ... Was named AFC Defensive Player of the Week his performance, the first such honor of his career ... Was credited with four tackles at New England (10/17) when he held Patriots wide receiver Terry Glenn without a reception ... That effort earned Madison his second AFC Defensive Player of the Week Award of the season ... Had three tackles and three interceptions that he returned a total of 101 yards, including a career-long return of 42 yards, in 17-0 victory vs. Tennessee (11/7) ... It was the fourth multiple-interception game of his career and marked a new career-high, earning him his third AFC Defensive Player of the Week award of the year ... His three interceptions tied for the second-most in a game in Dolphins history, a figure achieved seven previous times in the regular season, most recently by Louis Oliver on October 4, 1992 at Buffalo, and eight times overall, including playoffs ... The three interceptions are surpassed only by the team-record of four, set by Dick Anderson on December 3, 1973 against Pittsburgh ... Madison's 101 return yards is the fourth-highest single-game total in club history and the most since Oliver amassed a club-record 170 yards in that Bills contest in 1992 ... Had a season-high eight tackles with an interception and two passes defended vs. New England (11/21) ... Had three tackles and an interception that he returned 21 yards for a touchdown vs. Indianapolis (12/5) ... It was the first touchdown of Madison's career and it was the 16th interception of his career, tying him with J.B. Brown for 11th on the Dolphins' all-time list ...

PLAYOFFS: Started both playoff games following the 1999 season at right cornerback ... Recorded seven tackles and two passes defended ... Has appeared in five postseason games in his career, starting all of them ... Has amassed 20 tackles and five passes defended.

1998 – Emerged as one of the best young cornerbacks in the NFL in his first season as a starter ... Opened all 16 regular season games and both playoff contests at right cornerback ... Finished the regular season ranked fourth on the team with 59 total tackles ... Led club with 23 passes defended ... Tied for team lead, along with Terrell Buckley, and tied for second in the AFC and in the NFL with eight interceptions ... Also notched one sack during the course of the year ...

INTERCEPTIONS: Picked off eight passes in 1998 (114 yards in returns), seven more than his total from his rookie season of 1997 ... Eight interceptions also tied for the second-highest single-season total in franchise history, along with Terrell Buckley, trailing only Dick Westmoreland, who picked off ten passes in 1967:

DOLPHINS SINGLE-SEASON INTERCEPTION LEADERS

YEAR	PLAYER	INTs	YEAR	PLAYER	INTs
1. 1967	Dick Westmoreland	10	1998	SAM MADISON	8
2. 1966	Willie West	8	1998	Terrell Buckley	8
1968	Dick Anderson	8	9. 1971	Jake Scott	7
1970	Dick Anderson	8	1980	Gerald Small	7
1973	Dick Anderson	8	1999	SAM MADISON	7
1974	Jake Scott	8			

In addition, along with Terrell Buckley's eight interceptions, the pair combined for 16 interceptions on the year, the highest figure by a tandem from the same team in the NFL in 1998 and in Dolphins history:

MOST INTERCEPTIONS BY A DOLPHINS TANDEM IN A SEASON

YEAR	PLAYER	INTs	PLAYER	INTs	TOTAL
1. 1998	TERRELL BUCKLEY	8	SAM MADISON	8	16
2. 1967	Dick Westmoreland	10	Jimmy Warren	4	14
3. 1966	Willie West	8	Jimmy Warren	5	13
1970	Dick Anderson	8	Lloyd Mumphord	5	13
			Jake Scott	5	13
5. 1968	Dick Anderson	8	Willie West	4	12
1973	Dick Anderson	8	Jake Scott	4	12
1980	Gerald Small	7	Don McNeal	5	12

Buckley and Madison's combined interception total is also tied for the ninth highest combined total in the NFL since the 1970 NFL-AFL merger:

TOP NFL INTERCEPTION TANDEM (SINCE 1970)

TEAM	YEAR	PLAYER	INTS	PLAYER	INTS	TOTAL
1. Dallas	1981	Everson Walls	11	Dennis Thurman	9	20
2. Los Angeles	1976	Monte Jackson	10	Rod Perry	8	18
Houston	1979	Mike Reinfeldt	12	J.C. Wilson	6	18
Seattle	1984	Kenny Easley	10	Dave Brown	8	18
5. Philadelphia	1971	Bill Bradley	11	Leroy Keyes	6	17
Baltimore	1977	Lyle Blackwood	10	Stan White	7	17
Kansas City	1980	Gary Barbaro	10	Eric Harris	7	17
St. Louis	1997	Ryan McNeil	9	Keith Lyle	8	17
9. MIAMI	1998	TERRELL BUCKLEY	8	SAM MADISON	8	16
Detroit	1970	Dick LeBeau	9	Lem Barney	7	16
Kansas City	1974	Emmitt Thomas	12	Kerry Reardon	4	16
Minnesota	1975	Paul Krause	10	Bobby Bryant	6	16
Buffalo	1977	Tony Greene	9	Mario Clark	7	16
Cleveland	1978	Thom Darden	10	Oliver Davis	6	16
Oakland	1980	Lester Hayes	13	Mike Davis	3	16
San Fran.	1981	Dwight Hicks	9	Ronnie Lott	7	16
Green Bay	1984	Tom Flynn	9	Tim Lewis	7	16
San Fran.	1986	Ronnie Lott	10	Tim McKyer	6	16
Chicago	1990	Mark Carrier	10	Lemuel Stinson	6	16

Madison and Buckley, along with Arizona's Kwamie Lassiter, finished the season tied for second in the NFL in interceptions in 1998:

NFL INTERCEPTION LEADERS IN 1998

PLAYER	TEAM	INTs	YARDS	AVG.	LG	TD
1. Ty Law	New England	9	133	14.8	59t	1
2. SAM MADISON	MIAMI	8	114	14.3	35	0
Terrell Buckley	Miami	8	157	19.8	61	1
Kwamie Lassiter	Arizona	8	80	10.0	29	0
5. Ray Buchanan	Atlanta	7	102	14.6	34	0
Jimmy Hitchcock	Minnesota	7	242	34.6	79t	3
Shawn Springs	Seattle	7	142	20.3	56t	2

GAME HIGHLIGHTS: Had two tackles and two passes defended in season-opener at Indianapolis (9/6) . . . In 21-0 shutout win vs. Pittsburgh (9/20), recorded two tackles and five passes defended, including two interceptions for 21 yards, marking the first multiple-interception game of his career . . . Was awarded a defensive game ball for his performance in the Steelers game . . . Notched two tackles and two passes defended, including an interception, vs. Indianapolis (11/8), and earned a game ball . . . Recorded seven tackles and two interceptions in Monday night game at New England (11/23), when he returned a pair of Drew Bledsoe passes a total of 58 yards, including a long return of 31 . . . Received a game ball vs. New Orleans (11/29) when he tallied three tackles and an interception . . . Had three tackles, a sack and three passes defended, including an interception, at Oakland (12/6) . . . The sack, a 6-yard loss of Raiders QB Donald Hollas, was the first of his career . . . Was awarded a defensive game ball in the Raiders contest . . . Posted eight tackles and three passes defended, including an interception of a John Elway pass that he returned a season-long 35 yards, in Monday night win over Denver (12/21) . . . Wrapped up the season with nine tackles in finale at Atlanta (12/27) . . . Started both playoff games following the 1998 season at right cornerback . . . Finished third on the team with ten total tackles. . . Tied for first with two passes defended . . . Registered six tackles in First-Round win vs. Buffalo (1/2/99) . . .

POSTSEASON HONORS: Following the 1998 season, was named a first-team All-Pro by Sports Illustrated, a second-team Associated Press All-Pro, a first-team All-AFC selection by Football News, and a second-team All-Pro choice by Football Digest.

1997 – Played in 14 games with three starts in rookie season . . . Finished with 20 tackles (16 solo), an interception, four passes defended and a forced fumble . . . Added one stop on special teams . . . Missed two games during the preseason schedule . . . Underwent successful arthroscopic surgery on July 30 for the removal of a loose body from his left ankle that was causing irritation and discomfort . . . Surgery was performed at HealthSouth Doctor's Hospital in Coral Gables by Dolphins team physicians Dr. John Uribe and Dr. Dan Kanell . . . Made NFL debut in a reserve role in season-opener vs. Indianapolis (8/31) . . . Recorded four tackles vs. N.Y. Jets (11/9) . . . Had two tackles and a pass defended vs. Buffalo (11/17) . . . Made his initial NFL start, at right cornerback, at New England (11/23) . . . Also started the following week at Oakland (11/30), and came up with two tackles and two passes defended, including the first interception of his career, returning a Jeff George pass 21 yards . . . Played sparingly in a reserve role vs. Detroit (12/7) due to right ankle injury . . . Did not play the following week at Indianapolis (12/14) due to soreness in the ankle . . . Returned to starting lineup at right cornerback for season finale vs. New England (12/22), and tallied a season-high six tackles, which led the team that night . . . Also forced a fumble in the game . . . Opened at right cornerback in First-Round Playoff game at New England (12/28) and posted three tackles and a pass defended . . . Second-round draft choice (44th overall) by Miami in 1997.

COLLEGE

Was a four-year letterman (1993-96) and three-year starter for the Cardinals . . . Set Louisville career records for interceptions (16) and passes defended (44) . . . Named a second-team All-America and first-team All-Conference USA pick as a senior . . . Finished with 52 tackles, two sacks, six interceptions (including one for a TD) and 16 passes defended . . . Added three receptions for 143 yards and a touchdown, and returned two kickoffs for 42 yards . . . Had a 41-yard interception return for a touchdown against Kentucky his senior season . . . Had a 51-yard scoring reception against Michigan State that year as well . . . Was a third-team All-America his junior season . . . Registered 65 tackles, two sacks, 13 passes defended and seven interceptions, which ranked fourth in the nation . . . Seven interceptions were one shy of the school record of eight held by current Atlanta Falcon Ray Buchanan . . . Started every game as a sophomore and recorded 67 tackles, two forced fumbles, 11 passes defended and an interception . . . Saw action in a reserve role at wide receiver and cornerback as a redshirt freshman, when he finished with 17 tackles, a fumble recovery, four passes defended and an interception . . . Redshirted as a freshman . . . Majored in justice administration.

PERSONAL

Single, resides in Fort Lauderdale, Fla . . . Attended Florida A&M High School in Tallahassee, where he played wide receiver and defensive back . . . Also lettered in basketball, baseball and track and field . . . Advanced to the state finals in the triple jump and long jump . . . Lists "Boyz n The Hood" as favorite movie, "Martin" as favorite television show, and Tupac Shakur as favorite recording artist . . . Along with the other Dolphins defensive backs, has been part of the "Prudential/No Passing Zone" program each of the past three years in which each member donated three tickets for every home game to the Boys and Girls Clubs of Broward County . . . Assisted in building houses in Miami for Habitat for Humanity during each of the past two offseasons . . . Personally donated money to help build both homes as part of the Habitat for Humanity "Home Team" . . . Was part of a defensive backfield that won the team's Community Service Award for 1999 . . . Full name is Samuel A. Madison, Jr., born April 23, 1974 in Thomasville, Georgia.

NFL REGULAR SEASON STATISTICS

YEAR	TEAM	G-S	TACK.	ASST.	TOTAL	FUM. REC.	INT.	YDS.	LG	TD
1997	Miami	14-3	16	4	20	0	1	21	21	0
1998	Miami	16-16	43	16	59	0	8	114	35	0
1999	Miami	16-16	43	9	52	0	7	164	42	1
3-YEAR TOTALS		46-35	102	29	131	0	16	299	42	1

NFL PLAYOFF STATISTICS

YEAR	TEAM	G-S	TACK.	ASST.	TOTAL	FUM. REC.	INT.	YDS.	LG	TD
1997	Miami	1-1	1	2	3	0	0	0	0	0
1998	Miami	2-2	8	2	10	0	0	0	0	0
1999	Miami	2-2	6	1	7	0	0	0	0	0
PLAYOFF TOTALS		5-5	15	5	20	0	0	0	0	0

ADDITIONAL STATS

Passes Defensed: 4 in 1997, 23 in 1998, 15 in 1999 for total of 42 (P-5)

Sacks: 1 in 1998

Forced Fumbles: 1 in 1997

Special Teams Tackles: 1 in 1997

SINGLE-GAME CAREER-HIGHS

Most Interceptions:


- 3 vs. Tennessee, 11/7/99
- 2 vs. Pittsburgh, 9/20/98
- 2 at New England, 11/23/98
- 2 vs. Arizona, 9/19/99

Most Interception Return Yards:

- 101 vs. Tennessee, 11/7/99
- 58 at New England, 11/23/98
- 29 vs. Arizona, 9/19/99

Longest Interception Returns:

- 42 vs. Tennessee, 11/7/99
- 35 vs. Denver, 12/21/98
- 31 at New England, 11/23/98
- 30 vs. Tennessee, 11/7/99
- 29 vs. Tennessee, 11/7/99



OLINDO MARE

5-11 • 195

Kicker

Born: 6/6/73

College: Syracuse '96

Acquired: FA, 1997 • **Signed Through:** 2000

NFL: Fourth Season • **Dolphins:** Fourth Season

#10

PRO CAREER

1999 – Had the most prolific season of any kicker in Dolphins history . . . Converted 39 of his 46 field goal attempts for a success rate of .848, including a long kick of 54 yards . . . His 39 field goals and .848 accuracy mark both were team single-season records . . . Field goal total also represented a new NFL single-season record and were the most in the league in 1999 . . . It was the third time that a Dolphin led or shared the NFL lead in field goals . . . Pete

Stoyanovich twice tied with Chip Lohmiller for that distinction, with 31 in 1991 and 30 in 1992 . . . Overall on the year, hit on three field goals of 50 yards or longer . . . Connected on all 27 of his PATs, giving him 144 points for the season, establishing a new club single-season standard in that category as well . . . Point total was second-most in the NFL in 1999, one point shy of Indianapolis' Mike Vanderjagt, who had 145 . . . In addition 20 of his 84 kickoffs went for touchbacks, the second-most touchbacks in the NFL in 1999, trailing only Jacksonville's Steve Lindsey, who had 22 . . . Also recorded four tackles on special teams and punted once for 36 yards . . .

POINTS: Posted a Dolphins single-season record 144 points, eclipsing the old mark of 124, first set by Pete Stoyanovich in 1992 . . . Along with Mare's output of 117 points in 1997, he now owns two of the top five single-season point totals in team history:

MIAMI DOLPHINS SINGLE-SEASON SCORING LEADERS

PLAYER	YEAR	POINTS
1. OLINDO MARE	1999	144
2. Pete Stoyanovich	1992	124
3. Pete Stoyanovich	1991	121
4. Pete Stoyanovich	1995	118
5. Garo Yepremian	1971	117
OLINDO MARE	1997	117

Mare notched a season-high 19 points on October 17 at New England . . . That total is the third-most in a game in Dolphins history and is the most by a kicker . . . It trails the team-record 24 accounted for by both Paul Warfield (vs. Detroit, 12/15/73) and Mark Ingram (at N.Y. Jets, 11/27/94) . . . Mare's point total for the season ranked second in the NFL in 1999, trailing only the 145 points amassed by Indianapolis kicker Mike Vanderjagt . . . In addition, his 144 points are tied for the seventh-most by an NFL player in a season without scoring a touchdown:

NFL SINGLE-SEASON SCORING LEADERS WITHOUT A TOUCHDOWN

PLAYER	TEAM	YEAR	POINTS
1. Gary Anderson	Minnesota	1998	164
2. Mark Moseley	Washington	1983	161
3. Chip Lohmiller	Washington	1991	149
4. Jim Turner	N.Y. Jets	1968	145
John Kasay	Carolina	1996	145
Mike Vanderjagt	Indianapolis	1999	145
7. OLINDO MARE	MIAMI	1999	144
Kevin Butler	Chicago	1985	144

FIELD GOALS: Broke the Dolphins and NFL single-season record for field goals with 39 . . . The club record had been held by Pete Stoyanovich, who kicked 31 in 1991 . . . Along with his 28 field goals in 1997, Mare now owns two of the five highest single-season field goal totals in team history:

MIAMI DOLPHINS SINGLE-SEASON FIELD GOAL LEADERS

PLAYER	YEAR	FIELD GOALS
1. OLINDO MARE	1999	39
2. Pete Stoyanovich	1991	31
3. Pete Stoyanovich	1992	30
Garo Yepremian	1971	28
OLINDO MARE	1997	28

The NFL mark had been held by John Kasay, who accounted for 37 with Carolina in 1996:

NFL SINGLE-SEASON FIELD GOAL LEADERS

PLAYER	TEAM	YEAR	FIELD GOALS
1. OLINDO MARE	MIAMI	1999	39
2. John Kasay	Carolina	1996	37
3. Cary Blanchard	Indianapolis	1996	36
Al Del Greco	Tennessee	1998	36
5. Ali Haji-Sheikh	N.Y. Giants	1983	35
Jeff Jaeger	L.A. Raiders	1993	35
Gary Anderson	Minnesota	1998	35

Mare's season-high for field goals came in the Dolphins' 31-30 victory at New England on October 17, when he converted all six of his attempts . . . His total of six made in that game is a new Dolphins' single-game record, surpassing the old mark of five, previously held by Garo Yepremian, who achieved the feat at Buffalo on September 26, 1971 . . . The six field goals are tied for the fourth-most in a game in NFL history:

MOST FIELD GOALS IN A GAME IN NFL HISTORY

PLAYER	TEAM	DATE	OPPONENT	FIELD GOALS
1. Jim Bakken	St. Louis Cardinals	9/24/67	Pittsburgh	7
Rich Karlis	Minnesota	11/5/89 (OT)	L.A. Rams	7
Chris Boniol	Dallas	11/18/96	Green Bay	7
4. OLINDO MARE	MIAMI	10/17/99	AT NEW ENGLAND	6
18 other times				6

In addition, four of his field goals in the Patriots game were from 40 yards or longer, tying the NFL record for the most field goals from that distance in a game in NFL annals, a mark which was last achieved by Washington's Chip Lohmiller at Dallas on September 9, 1991 . . . The Patriots game was Mare's fourth straight with four or more field goals, setting a new NFL record and breaking the old mark of three, which had been held by Boston's Gino Cappelletti (1964), the Jets' Jim Turner (1968), Houston's Al Del Greco (1993) and Minnesota's Fuad Reveiz (1994) . . . In his career, Mare has connected on four or more field goals in a game eight times, and the Dolphins are 6-2 in such contests . . .

FIELD GOAL ACCURACY: In 1998, Mare became the Dolphins' all-time leader in field goal accuracy, with a minimum of 50 attempts . . . By connecting on 84.8% of his field goals in 1999, Mare widened his lead in this category . . . In his three seasons, he now has connected on 89 of his 109 attempts, a percentage of .817:

MIAMI DOLPHINS ALL-TIME LEADERS IN FIELD GOAL ACCURACY

PLAYER	YEARS	FG	FGA	PCT.
1. OLINDO MARE	1997-99	89	109	.817
2. Pete Stoyanovich	1989-95	176	222	.793
3. Fuad Reveiz	1985-88	53	72	.736
4. Garo Yepremian	1970-78	165	242	.682
5. Uwe von Schamann	1979-84	101	149	.678

Mare needs 11 more successful field goals to qualify among the NFL's all-time leaders in field goal accuracy (min. of 100 field goals made to qualify) . . . His current success rate of .817 would tie for first all-time in NFL annals . . . The following are the NFL's all-time leaders in field goal accuracy (min. 100 made) entering the 2000 season:

NFL'S ALL-TIME LEADERS IN FIELD GOAL ACCURACY

PLAYER	TEAM(S)	FG	FGA	PCT.
1. John Carney	T.B., Rams, S.D.	245	300	.817
2. Mike Hollis	Jacksonville	133	163	.816
3. Todd Peterson	Ariz., Sea.	128	158	.810
4. Jason Hanson	Detroit	194	241	.805
5. Doug Brien	S.F., N.O.	122	152	.803

CONSECUTIVE FIELD GOALS: Starting with Miami's third game of 1999, on October 4 against Buffalo, through the their seventh contest, on October 31 at Oakland, Mare converted a club-record 19 straight field goals, eclipsing the previous team mark of 16, first set by Garo Yepremian in 1978 (games 8-16) . . . Mare's record streak started with a 30-yard field goal in the Bills contest and ended when a 46-yarder in the Raiders game missed wide right . . . He tied Yepremian's record of 16 with a 37-yard field goal against Philadelphia on October 24, and set the mark with a 54-yard field goal on his next attempt in the Eagles game . . . Mare also tied the club record for consecutive games with a field goal, when he accounted for a field goal in 20 consecutive games, starting with the Dolphins' seventh game of 1998, on October 25 against New England, through Miami's tenth game of 1999, on November 21 against New England . . . He tied the record first set by Yepremian, who achieved the feat from 1970-72 . . . Mare's streak ended on Thanksgiving Day at Dallas, on November 25, when he missed all three field goal attempts . . .

GAME-WINNING KICKS: In his career, Mare has accounted for five fourth quarter (or overtime) game-winning kicks, including one in 1999, one in 1998 and three in 1997 . . . His game-winning kick in 1999 occurred on December 19 vs. San Diego when his 31-yard field goal with 3:22 to play in regulation broke a 9-9 tie and lifted Miami to a victory . . . With 6:06 left in that game, Mare connected on a 30-yard field goal to tie that game at 9-9 . . . He is five of six in potential game-winning field goal attempts in his career, only missing a 54-yard attempt with the score tied at 21-21 with 2:44 left in the fourth quarter on October 12, 1998, at Jacksonville in a game that the Jaguars went on to win 28-21 . . . His game-winning kick in 1998 occurred on October 25 vs. New England when he kicked a 43-yard field goal 4:36 into overtime to give the Dolphins a 12-9 victory . . . Earlier in that contest, he kicked a 25-yard field goal with 49 seconds left in regulation to tie the game at nine and force overtime . . . Mare notched three fourth-quarter (or overtime) game-winning kicks in 1997 . . . His first came on September 7 against Tennessee, when he kicked a 29-yard field goal with 2:15 elapsed in overtime to give the Dolphins a 16-13 victory . . . His second game-winner occurred on October 5 versus Kansas City when his 26-yard field goal with 5:40 left in the game broke a 14-14 tie as the Dolphins held on for the 17-14 win . . . His third game-winner came on December 7 against Detroit, when his 42-yard field goal on the final play of the game provided Miami with a 33-30 triumph . . . Overall in his career in the fourth quarter (or overtime), Mare has kicked eight field goals that either tied the game or gave the Dolphins their final lead:

MARE'S GAME-TYING OR WINNING FOURTH QUARTER OR OVERTIME KICKS

DATE	OPPONENT	SITUATION	LENGTH OF FIELD GOAL	W/L	FINAL SCORE
9/7/97	Tennessee	Tied 13-13 with 12:45 left in overtime	29 yards	W	16-13 (OT)
10/5/97	Kansas City	Tied at 14-14 with 5:40 left in regulation	26 yards	W	17-14
12/7/97	Detroit	Tied at 30-30 with :04 left in regulation	42 yards	W	33-30
10/25/98	New England	Miami trailing 9-6 with :49 left in regulation	25 yards		
		Tied at 9-9 with 10:24 left in overtime	43 yards	W	12-9 (OT)
12/5/99	Indianapolis	Miami trailing 34-31 with :36 left in regulation	32 yards	L	34-37
12/19/99	San Diego	Miami trailing 9-6 with 6:06 left in regulation	30 yards		
		Tied at 9-9 with 3:22 left in regulation	31 yards	W	12-9

LONG FIELD GOALS: Including playoffs, Mare converted four field goals of 50 yards or longer in 1999, and now has five in his career (5-11) . . . His four field goals of 50 yards or longer is tied for the most ever by a Dolphins kicker from that distance in a season, along with Pete Stoyanovich who did it in 1991 . . . The five in his career are tied for the second-most in club history, along with Garo Yepremian, and they trail only Stoyanovich's 16 . . .

DOLPHINS KICKERS WITH FIELD GOALS OF 50 OR MORE YARDS

PLAYER	DATE	OPPONENT	DISTANCE
Pete Stoyanovich	November 12, 1989	at New York Jets	59
	January 5, 1991	Kansas City	58*
	September 27, 1992	at Seattle	53
	September 29, 1991	at New York Jets	53
	October 28, 1990	at Indianapolis	53
	October 10, 1993	at Cleveland	52
	November 22, 1992	Houston	52
	September 22, 1991	Green Bay	52
	October 8, 1995	Indianapolis	51
	January 17, 1993	Buffalo	51*
	September 23, 1990	at New York Giants	51
	November 16, 1992	Buffalo	50
	December 9, 1991	Cincinnati	50
	December 27, 1993	at San Diego	50
	October 30, 1994	at New England	50
	December 17, 1995	at Buffalo	50
Olindo Mare	October 24, 1999	Philadelphia	54
	October 17, 1999	at New England	53
	September 19, 1999	Arizona	51
	December 22, 1997	New England	50
	January 9, 2000	at Seattle	50*
Garo Yepremian	October 22, 1972	Buffalo	54
	September 16, 1973	San Francisco	53
	December 5, 1976	Buffalo	53
	October 1, 1972	at Minnesota	51
	December 16, 1972	Baltimore	50
Uwe von Schamann	October 21, 1979	at New England	53
	November 13, 1983	at New England	52
	September 4, 1983	at Buffalo	50
Fuad Reveiz	November 16, 1986	at Buffalo	52
	January 4, 1986	Cleveland	51*
* Playoff game			

Mare's 54-yard field goal on October 24, 1999 against Philadelphia is the longest of his career, is tied for the second-longest by a Dolphin in the regular season and tied for the third-longest overall, including playoffs . . . With his 53-yarder the previous week at New England, Mare owns two of the five longest field goals in club history:

LONGEST FIELD GOALS BY A DOLPHIN

PLAYER	DATE	OPPONENT	DISTANCE
1. Pete Stoyanovich	11/12/89	at N.Y. Jets	59
2. Pete Stoyanovich	1/5/91	vs. Kansas City*	58
3. Garo Yepremian	10/22/72	vs. Buffalo	54
OLINDO MARE	10/24/99	vs. Philadelphia	54
5. OLINDO MARE	10/17/99	at New England	53
Six other times			53
* Playoff game			

PLAYER OF THE WEEK/MONTH: In 1999, Mare was selected as the AFC Special Teams Player of the Week on two occasions . . . He was cited for his performance in Miami's 31-30 victory over the Patriots in New England on October 17. . . It was the first NFL weekly honor of

his career and it marked the first time a Dolphin kicker had won such an award since Joe Nedney did it in week 16 of the 1996 season . . . He also was selected following Miami's 12-9 victory over San Diego on December 19 when his four field goals accounted for all of the Dolphins' points . . . In addition, Mare was named the AFC Special Teams Player of the Month for October during which time he posted 65 points on 20 of 21 field goals, including a long of 54 . . . During this five-game span, he accounted for at least three field goals in all five contests, including four in three outings . . . He is the first Dolphin ever to win AFC Special Teams Player of the Month honors . . .

POSTSEASON HONORS: Mare was voted to the first Pro Bowl of his career following the 1999 season . . . He joined fellow Dolphins, CB Sam Madison and LB Zach Thomas on the team . . . The three selections marked Miami's most since the 1995 season when the club had four players chosen . . . Mare is the second Dolphins kicker ever to be selected, joining Garo Yepremian, who was a member of the AFC squad in 1978 . . . In addition, he is only the third Dolphins special teams player to be selected, along with P Reggie Roby, who made the AFC team in 1984 and 1989 . . . Mare was named a first-team All-Pro by the Associated Press, USA Today, The Sporting News, Football Digest, Pro Football Weekly, and College & Pro Football Newsweekly . . . Mare also was named the NFL Alumni Association's Special Teams Player of the Year for 1999 . . .

GAME HIGHLIGHTS - VS. ARIZONA (SEPT. 19): Scored 13 points by converting four of his five field goals and his only PAT . . . Hit on field goals of 39, 51, 48 and 44 yards . . . Missed from 42 yards away . . . His four field goals are tied for the second-highest total of his career and are tied for the third-most ever by a Dolphin in a game . . . The 51-yarder was a career-long at the time and now is the third-longest of his career . . . It was the first time in Mare's career that he converted three field goals of 40 yards or longer in a game . . .

VS. BUFFALO (OCT. 4): Notched 12 points as he connected on all four of his field goal attempts, from 30, 44, 26 and 26 yards away . . . The four field goals matched his single-game career-high at the time and now is tied for the second-best of his career and the third-most by a Dolphin . . .

AT INDIANAPOLIS (OCT. 10): Had his third straight game with four or more field goals, tying the NFL record also held by Boston's Gino Cappelletti (1964), the Jets' Jim Turner (1968), Houston's Al Del Greco (1993) and Minnesota's Fuad Reveiz (1994) . . . Hit field goals from 37, 27, 21 and 43 yards out, and accounted for 14 points on the day . . . His 43-yarder with 3:20 to play brought the Dolphins to within six points of the lead at 31-25, as Miami went on for a 34-31 victory . . .

AT NEW ENGLAND (OCT. 17): Posted a career-high 19 points on 6-6 field goals and 1-1 PATs . . . Connected from 20, 33, 45, 45, 41 and 53 yards out . . . His point total is the most-ever by a Dolphins kicker in a game, and is third-most overall, trailing only the 24 points accounted for by both Paul Warfield (vs. Detroit, 12/15/73) and Mark Ingram (vs. N.Y. Jets, 11/27/94) . . . His six field goals marked a new Dolphins single-game record, surpassing the old standard of five, first set by Garo Yepremian on September 26, 1971 at Buffalo . . . It also tied for the fourth-highest single-game total in NFL history, trailing only the seven accounted for by three different players . . . It was the fourth consecutive contest in which Mare converted four or more field goals, establishing a new NFL record . . . His 53-yard field goal is the second-longest of his career, is the tied for the fourth-longest in club history during the regular season, and tied for fifth overall, including playoffs . . . In addition, that 53-yard kick came with 2:45 to play and brought the Dolphins to within five points of the lead at 30-25, as they went on for a 31-30 victory . . . It was the first time in Mare's career that he connected on four field goals of 40 yards or longer, and the second time that he hit three or more from that distance . . .

VS. PHILADELPHIA (OCT. 24): Registered ten points on 3-3 field goals, as he made good from 37, 37 and 54 yards out, and 1-1 PATs . . . His final field goal in that game was a career-long 54-yarder, tying for the second-longest in Dolphins history during the regular season, and tied for third overall, including playoffs . . . In addition, it was the second-longest field goal in the NFL in 1999, trailing only a 55-yarder by Denver's Jason Elam . . . The 54-yarder also was his 17th consecutive successful field goal, establishing a new Dolphins record previously held by Garo Yepremian, who connected on 16 straight in 1978 (games 8-16) . . .

AT OAKLAND (OCT. 31): Scored ten points by hitting on 3-4 field goals and 1-1 PATs . . . Field goals came from 21, 34 and 44 yards away . . . Missed wide right on his third attempt of the game, a 46-yarder, snapping a string of 19 straight successful field goals, a new Dolphins record . . .

VS. NEW ENGLAND (NOV. 21): Converted both field goal attempts (19 and 23 yards) and all three PATs . . . It marked the 20th straight game dating back to 1998 that Mare had accounted for a field goal, tying Garo Yepremian's club record . . .

VS. INDIANAPOLIS (DEC. 5): Posted ten points on 2-2 field goals and 4-4 PATs . . . His second field goal in the game, a 32-yarder with 36 seconds to play, was his 31st of the season,

tying Pete Stoyanovich's club single-season record that Stoyanovich had set in 1991 . . . The field goal also tied the game at 34-34, although the Colts went on for a 37-34 victory with a field goal on the last play of regulation . . .

AT N.Y. JETS (DEC. 12): Recorded eight points on 2-2 field goals and 2-2 PATs . . . Connected on field goals of 24 and 33 yards out . . . His first field goal of the game, a 24-yarder with 2:48 to play in the first quarter, was his 32nd of the season, breaking Pete Stoyanovich's club single-season field goal record of 31, which Stoyanovich had set in 1991 . . .

VS. SAN DIEGO (DEC. 19): Amassed 12 points on 4-4 field goals, as he hit from 32, 21, 30 and 31 yards out . . . His 30-yard field goal with 6:06 remaining in the game tied the game at 9-9, while his 31-yarder with 3:22 left provided the Dolphins with the winning margin in a 12-9 victory . . . It was Mare's first game-winning kick of the season and the fifth of his career . . . The 31-yarder also was his 37th field goal of the year, tying the NFL single-season record for field goals, which was first set by Carolina's John Kasay in 1996 . . . Mare's first field goal of the game, a 32-yarder in the first quarter, gave him 124 points on the season, tying Pete Stoyanovich's club record for most in a season (1992) . . . His second field goal of the game, a 21-yarder in the second quarter, broke Pete Stoyanovich's record . . .

VS. N.Y. JETS (DEC. 27): Was 1-2 on field goals and 4-4 PATs, for a total of seven points . . . His 37-yard field goal was his 38th of the season, eclipsing John Kasay's NFL single-season record of 37 field goals that Kasay set in 1996 . . .

PLAYOFFS: Appeared in both playoff games following the 1999 season . . . Registered nine points on 2-2 field goals and 3-3 PATs . . . Both field goals came in First-Round victory at Seattle (1/9/00), from 32 and 50 yards out . . . Two field goals are tied for the third-most ever by a Dolphin in a playoff game . . . The 50-yard field goal is the fourth-longest in Dolphins postseason history and is the longest by a Dolphin in the playoffs since Pete Stoyanovich hit a 51-yarder in the AFC Championship game on January 17, 1993 against Buffalo . . . In his career, has played in five postseason games and has accounted for 25 points on 4-4 PATs and 7-8 field goals with a long of 50.

1998 – Played in all 16 regular season games and both playoff contests . . . Turned in an excellent sophomore season by converting 33 of his 34 PATs and 22 of his 27 field goals, including a long kick of 48 . . . Led the Dolphins and tied for tenth in the AFC in scoring with 99 points . . . Also punted three times for a 38.3-yard average with a long of 43 on the year . . . Accounted for two successful onside kicks on the season . . . Went through a stretch of seven games (7-13) where he connected on 14 consecutive field goals . . . On the year, 13 of his 72 kickoffs went for touchbacks, placing him in a tie for third in the AFC for touchbacks . . . Also registered four special teams tackles during the course of the season . . .

GAME HIGHLIGHTS: Notched seven points in Miami's 13-7 win vs. Buffalo (9/13) when he connected on both field goals (33 and 27 yards) and his only PAT . . . Hit his only field goal attempt at N.Y. Jets (10/4), from 46 yards out, marking his third-longest field goal of the season . . . Punted three times for 115 yards, a 38.3-yard average with a long of 43 in Monday night game at Jacksonville after punter Klaus Wilmsmeyer sustained a right groin strain . . . Hit on all four of his field goals vs. New England (10/25), marking the third time in his career he has tallied four field goals in a game . . . In addition, those four field goals started a string in which he converted 14 consecutive field goals . . . In fact, accounted for all 12 of Miami's points in the club's 12-9 overtime victory . . . First field goal in that game was from 48 yards out, his longest of the season . . . Connected on a 25-yarder with 49 seconds left in regulation, tying the game at nine and sending it into overtime . . . Hit a 43-yard field goal 4:36 into the overtime period to give the Dolphins a 12-9 victory . . . It marked the fourth game-winning field goal of his career and his second in overtime . . . Was awarded a special teams game ball for his performance in the Patriots game . . . Scored 12 points vs. New Orleans (11/29), hitting on all three PATs and all three field goals, from 27, 32 and 34 yards out . . . Connected on two of four field goals at Oakland (12/6) . . . Hit his first attempt of the game, a 25-yarder with 3:36 to play in the first quarter, extending his consecutive field goal streak to 14, two shy of Garo Yepremian's club record of 16 straight, which was established in 1978 . . . Missed wide right on a 46-yard attempt in the second quarter to end the streak at 14 . . . Had a successful onside kick in games vs. N.Y. Jets (12/13) and at Atlanta (12/27).

1997 – Played in all 16 games as first-year player . . . Led the Dolphins in scoring with 117 points, with 28 of 36 on field goal attempts and 33 of 33 on PATs . . . On the year, 21 of his 78 kickoffs went for touchbacks, the second-most touchbacks by a kicker in the AFC and tied for fourth in the NFL . . . Strong leg on kickoffs helped the Dolphins achieve a 23.9 for their opponents' average drive start, tied for first in the AFC and sixth in the NFL . . . Point total tied for fourth in the AFC and was tied for the fourth-highest single season scoring total ever by a Dolphin . . . Mare's point total was the most ever by a Dolphins rookie or first-year player . . . In

addition, Mare's 28 field goals was the highest single-season total for a rookie or first-year player in club history, surpassing the former mark of 22, achieved by Fuad Reveiz in 1985 . . . Mare's 28 field goals tied with Garo Yepremian (1971) for the third-highest single-season total in franchise history to that point (now fourth):

DOLPHINS KICKING RECORDS FOR ROOKIE OR FIRST-YEAR PLAYERS

MOST POINTS			MOST FIELD GOALS		
PLAYER	YEAR	POINTS	PLAYER	YEAR	FGs
1. OLINDO MARE	1997	117	1. OLINDO MARE	1997	28
2. Fuad Reveiz	1985	116	2. Fuad Reveiz	1985	22
3. Uwe von Schamann	1979	99	3. Uwe von Schamann	1979	21
4. Pete Stoyanovich	1989	95	4. Pete Stoyanovich	1989	19
5. Joe Nedney	1996	89	5. Joe Nedney	1996	18

GAME HIGHLIGHTS: Made his NFL debut in season opener vs. Indianapolis (8/31) and scored ten points, going three of three in field goals and hitting on his only PAT . . . Field goals were from 23, 34 and 19 yards out . . . Was called upon for punting duties after John Kidd sustained a right hamstring injury after his first punt of the game . . . Came on and punted five times for a 47.0-yard average with a long of 53 . . . Two of his punts were downed inside the five yard line . . . It marked the first time that a non-punter punted for the Dolphins since September 14, 1992 against Cleveland, when Pete Stoyanovich punted twice for 90 yards, replacing an injured Reggie Roby (knee) . . . The following week against Tennessee, scored ten points on three of four field goals, making good from 23, 22 and 29 yards out, and missing from 25 yards . . . Converted his only PAT . . . 29-yard field goal came with 2:15 elapsed in overtime to give the Dolphins a 16-13 victory . . . Was four of four in field goals, converting from 24, 31, 22 and 34 yards at Green Bay (9/14) . . . Four field goals marked the most ever by a Dolphins rookie or first-year player, and tied with eight others for the second-most overall at the time . . . Was one of two in field goals and hit both PATs vs. Kansas City (10/5) . . . Lone field goal was a 26-yarder with 5:40 remaining in the game to break a 14-14 tie, as the Dolphins held on for the 17-14 triumph . . . Notched 12 points on three of three field goals (37, 30, 35) and three of three PATs vs. Buffalo (11/17) . . . Converted only field goal attempt - from 25 yards away - and was three of three in PATs in Miami's 27-24 loss at New England (11/23) . . . Dolphins almost came back from a 27-3 third-quarter deficit in part due to a pair of successful onside kicks by Mare in the fourth quarter . . . Had another onside kick that was recovered by the Dolphins, but it was nullified due to a penalty . . . Tied his season-high with four field goals vs. Detroit (12/7), converting from 19, 33, 21 and 42 yards . . . Point total of 15 in that game was a season-best . . . 42-yard kick as time expired snapped a 30-30 tie and gave the Dolphins a 33-30 victory before an ESPN Sunday night national audience . . . In season finale vs. New England (12/22), made good from 50 and 41 yards, while missing from 51 yards . . . Marked the first 50-yard field goal of his career, and the only time in 1997 he hit on two field goals of 40 yards or longer . . . Was the first time a Dolphin had kicked a field goal of 50 yards or longer since December 17, 1995, when Pete Stoyanovich kicked a 50-yarder at Buffalo . . . It also was the third-longest field goal by a Dolphins rookie or first-year player, surpassed only by Pete Stoyanovich's 59-yard field goal on November 12, 1989 at the N.Y. Jets, and Uwe von Schamann's 53-yard field goal on October 21, 1979 at New England . . . Converted on his only field goal attempt - from 38 yards out - in First-Round Playoff loss at New England (12/28) . . . Did not attempt any PATs.

1996 — Spent his entire rookie season as a member of the New York Giants' practice squad . . . Signed with New York as an undrafted free agent on May 2 . . . Was waived on August 25 and signed to the practice squad on August 27.

COLLEGE

Played his final two years at Syracuse (1994-95) after attending MacMurray College in Jacksonville, Ill. and Valencia Community College in Orlando, Fla, where he did not play football . . . In his two years at SU, hit on 15 of 24 field goals and 52 of 53 PATs . . . Was a second-team All-Big East choice as a senior for the Orangemen . . . Led the conference in scoring with 74 points and had 84.5 percent of his kickoffs travel into the end zone with 67.2 percent going for touchbacks . . . Converted 12-17 field goals including a long of 50, and 38-39 PATs . . . As a junior, 74 percent of his kickoffs went into the end zone, while 54 percent were not returned . . . Majored in speech communications.

PERSONAL

Married to Sandy, couple resides in Pembroke Pines, Fla. . . . Attended Cooper City (Fla.) High School, minutes away from the Dolphins Training Facility . . . Lettered in football and soccer . . . Has participated in events benefiting the Cystic Fibrosis Foundation . . . Assisted in building a house in Liberty City for Habitat for Humanity this past offseason . . . Kicking shoe from his 1999 record-setting season and football representing record-breaking field goal are both on display at the Pro Football Hall of Fame . . . Was one of the Dolphins' representatives at this year's Cadillac NFL Golf Classic, where he made it to the final round and finished ninth among NFL players . . . Full name is Olindo Franco Mare, born June 6, 1973 in Hollywood, Fla.

NFL REGULAR SEASON STATISTICS

YEAR	TEAM	G	PATS	FGs	PCT.	BLK	NET YDS.	AVG. MADE	LG	PTS
1997	Miami	16	33/33	28/36	.778	0	819	29.3	50	117
1998	Miami	16	33/34	22/27	.815	0	686	31.2	48	99
1999	Miami	16	27/27	39/46	.848	1	1364	35.0	54	144
3-YEAR TOTALS		48	93/94	89/109	.817	1	2869	32.2	54	360

NFL PLAYOFF STATISTICS

YEAR	TEAM	G	PATS	FGs	PCT.	BLK	NET YDS.	AVG. MADE	LG	PTS
1997	Miami	1	0/0	1/1	1.000	0	38	38.0	38	3
1998	Miami	2	1/1	4/5	.800	0	116	29.0	40	13
1999	Miami	2	3/3	2/2	1.000	0	82	41.0	50	9
PLAYOFF TOTALS		5	4/4	7/8	.875	0	236	33.7	50	25

ADDITIONAL STATS

Special Teams Tackles: 1 in 1997, 4 in 1998, 4 in 1999 for total of 9

Punting: 5 for 235 yards, 47.0 avg., long 53, 2 IN20, 0 TBs in 1997, 3 for 115 yards, 38.3 avg., long 43, 1 IN20, 1 TB in 1998, 1 for 36 yards in 1999 for total of 9 for 386 yards, 42.9 avg., long 53, 3 IN20, 1 TB

FIELD-GOAL ACCURACY

YEAR	TEAM	1-19	20-29	30-39	40-49	50-PLUS	TOTALS	PCT.
1997	Miami	2/2	14/15	8/10	3/6	1/3	28/36	.778
1998	Miami	0/0	12/13	5/5	5/7	0/2	22/27	.815
1999	Miami	1/1	9/9	17/17	9/14	3/5	39/46	.848
3-YEAR TOTALS		3/3	35/37	30/32	17/27	4/10	89/109	.817
PLAYOFF TOTALS		0/0	2/3	3/3	1/1	1/1	7/8	.875

KICKING SURFACES

YEAR	TEAM	HOME (GRASS)	HOME PCT.	AWAY TOTAL	AWAY PCT.	AWAY GRASS	AWAY TURF	TOTALS ALL GAMES
1997	Miami	17/20	.850	11/16	.688	8/10	3/6	28/36
1998	Miami	13/14	.929	9/13	.692	5/8	4/5	22/27
1999	Miami	21/24	.875	18/22	.818	11/12	7/10	39/46
3-YEAR TOTALS		51/58	.879	38/51	.745	24/30	14/21	89/109
PLAYOFF TOTALS		3/4	.750	4/4	1.000	2/2	2/2	7/8

(Bold indicates FG Made)

1997 KICKING

Indianapolis, 8/31 (**23, 34, 19**); Tennessee, 9/7 (**25, 23, 22, 29**); at Green Bay, 9/14 (**24, 31, 22, 34**); at Tampa Bay, 9/21 (47); Kansas City, 10/5 (41, **26**); at N.Y. Jets, 10/12 (**23, 30**); at Baltimore, 10/19 (**23**); Chicago, 10/27 (0 att.); at Buffalo, 11/2 (**32, 27, 35**); N.Y. Jets, 11/9 (**21**); Buffalo, 11/17 (**37, 30, 35**); at New England, 11/23 (**25**); at Oakland, 11/30 (**28, 42, 44**); Detroit, 12/7 (**19, 33, 21, 42**); at Indianapolis, 12/14 (50); New England, 12/22 (**50, 41, 51**). **PLAYOFFS:** at New England, 12/28 (**38**).

1998 KICKING

at Indianapolis, 9/6 (21, 51); Buffalo, 9/13 (33, 27); Pittsburgh, 9/20 (0 att); at N.Y. Jets, 10/4 (46); at Jacksonville, 10/12 (54); St. Louis, 10/18 (0 att); New England, 10/25 (48, 38, 25, 43); at Buffalo, 11/1 (38); Indianapolis, 11/8 (21, 23); at Carolina, 11/15 (22, 22); at New England, 11/23 (21); New Orleans, 11/29 (27, 32, 34); at Oakland, 12/6 (25, 46, 43, 47); N.Y. Jets, 12/13 (24); Denver, 12/21 (28, 42); at Atlanta, 12/27 (26). PLAYOFFS: Buffalo, 1/2/99 (31, 40, 26, 23); at Denver, 1/9/99 (22).


1999 KICKING

at Denver, 9/13 (37); Arizona, 9/19 (39, 51, 48, 44, 42); Buffalo, 10/4 (30, 44, 26, 26); at Indianapolis, 10/10 (37, 27, 21, 43); at New England, 10/17 (20, 33, 45, 45, 41, 53); Philadelphia, 10/24 (37, 37, 54); at Oakland, 10/31 (21, 34, 46, 44); Tennessee, 11/7 (43, 46); at Buffalo, 11/14 (30); New England, 11/21 (19, 23); at Dallas, 11/25 (52, 47, 47); Indianapolis, 12/5 (31, 32); at N.Y. Jets, 12/12 (24, 33); San Diego, 12/19 (32, 21, 30, 31); N.Y. Jets, 12/27 (54, 37); at Washington, 1/2/00 (39). PLAYOFFS: at Seattle, 1/9/00 (32, 50); at Jacksonville, 1/15/00 ().

SINGLE-GAME HIGHS

Most Field Goals Made:	6 at New England, 10/17/99
	4 at Green Bay, 9/14/97
	4 vs. Detroit, 12/7/97
	4 vs. New England (OT), 10/25/98
	4 vs. Arizona, 9/19/99
	4 vs. Buffalo, 10/4/99
	4 at Indianapolis, 10/17/99
	4 vs. San Diego, 12/19/99
Most Field Goal Attempts:	6 at New England, 10/17/99
	5 vs. Arizona, 9/19/99
	4, Nine times (last vs. San Diego, 12/19/99)
Longest Field Goals Made:	54 vs. Philadelphia, 10/24/99
	53 at New England, 10/17/99
	51 vs. Arizona, 9/19/99
	50 vs. New England, 12/22/97
	48 vs. New England, 10/25/98
Longest Field Goal Attempts:	54 at Jacksonville, 10/12/98
	54 vs. Philadelphia, 10/24/99
	54 vs. N.Y. Jets, 12/27/99
	53 at New England, 10/17/99
	52 at Dallas, 11/25/99
Most PATs Made:	5 at Denver, 9/13/99
	4 at N.Y. Jets, 10/12/97
	4 at Oakland, 11/30/97
	4 vs. Denver, 12/21/98
	4 vs. Indianapolis, 12/5/99
	4 vs. N.Y. Jets, 12/27/99
Most PAT Attempts:	5 at Denver, 9/13/99
	4 at N.Y. Jets, 10/12/97
	4 at Oakland, 11/30/97
	4 vs. Denver, 12/21/98
	4 vs. Indianapolis, 12/5/99
	4 vs. N.Y. Jets, 12/27/99
Most Points:	19 at New England, 10/17/99
	15 vs. Detroit, 12/7/97
	14 at Indianapolis, 10/10/99
	13 vs. Arizona, 9/19/99
	12, Six times (last: vs. San Diego, 12/19/99)

*Playoff Game



BROCK MARION

5-11 • 200

Safety

Born: 6/11/70

College: Nevada '93

Acquired: UFA (Dall.), 1998 • Signed Through: 2000

NFL: Eighth Season • Dolphins: Third Season

#31

PRO CAREER

1999 – Underwent surgery on April 3, 2000, to remove a cyst from the back of his left knee . . . The surgery was performed by team physician Dr. John Uribe at HealthSouth Doctor's Hospital in Coral Gables . . . Underwent surgery on May 16, 2000, for an arthroscopic debridement on his left knee . . . The surgery, which involved the removal of loose bodies from a chondral lesion in his left knee, was performed by Dr. Uribe at HealthSouth Doctor's Hospital . . . Started all 16 regular season games at free safety . . . Tied for second on the team with 100 total tackles (66 solo), marking the third straight year and fourth time in the last five seasons that he attained the 100-tackle plateau . . . Recorded one sack, two interceptions for 30 yards in returns, one fumble recovery and seven passes defended . . . Also returned 62 kickoffs for 1,524 yards, a 24.6-yard average, with a long of 93 . . . Kickoff return average tied for second in the AFC and seventh in the NFL . . . The 62 returns established a new club single-season record, surpassing the old mark of 45, achieved by both Tony Nathan (1979) and Lorenzo Hampton (1985) . . . His 1,524 return yards also was a Dolphins single-season best, surpassing the old record of 1,136 yards, attained by Mercury Morris in 1969 . . . Of his 62 returns in 1999, six went for 35 yards or longer, including three of 50 yards or longer . . . Added one tackle on special teams during the course of the season . . . In his Dolphins career, Marion has fielded 68 kickoffs for 1,633 yards, a 24.0-yard average, which is third on the Dolphins' all-time chart, trailing only Mercury Morris (26.5 from 1969-75) and Duriel Harris (25.3 from 1976-83, 85) . . . Tallied seven tackles and two passes defended in season-opener at Denver (9/13) . . . Recorded five tackles and intercepted a Jake Plummer pass in win vs. Arizona (9/19) . . . The interception was his first as a Dolphin in the regular season and was his first in the regular season since December 25, 1995, as a member of the Dallas Cowboys when he returned an interception 32 yards for a touchdown against Arizona . . . Also returned five kickoffs for a 23.8-yard average with a long of 50 in the Cardinals game . . . Had five tackles and a pass defended vs. Buffalo (10/4) . . . Also brought back four kickoffs for a 39.3-yard average, including a career-long 93-yard return, setting up the Dolphins' only touchdown of the game . . . It was the longest kickoff return by a Dolphin since Marc Logan's 97-yard return for a touchdown on October 1, 1989 at Houston . . . Fielded five kickoffs for a 28.2-yard average with a long of 58 at New England (10/17) . . . Posted seven tackles, including his only sack of the season, vs. Philadelphia (10/24) . . . Had a season-high nine tackles, to go along with two passes defended, at Buffalo (11/14) . . . Intercepted a Drew Bledsoe pass that he returned 28 yards vs. New England (11/21) . . . Matched his season-high with nine tackles at Dallas (11/25) . . . Tied for team-lead with eight stops at N.Y. Jets (12/12) . . . Had seven tackles and a fumble recovery vs. San Diego (12/19) . . . Fumble recovery came following a Rich Owens sack of Jim Harbaugh with 5:47 to play and led to Olindo Mare's game-winning field goal in a 12-9 victory . . . Returned six kickoffs for a 25.2-yard average with a long of 40 vs. N.Y. Jets (12/27) . . .

PLAYOFFS: Started both playoff games following the 1999 season at free safety . . . Finished fourth on the team with nine total tackles (6 solo) . . . Also had one interception for a 31-yard return, and returned seven kickoffs for 178 yards, a 25.4-yard average, with a long of 47 . . . Had seven tackles in First-Round victory at Seattle (1/9/00), when he picked off a Jon Kitna pass and returned it 31 yards . . . Also returned three kickoffs for a 29.3-yard average with a long of 47 in the Seahawks game . . . In his career, has played in 11 playoff contests, starting seven of them . . . Has amassed 51 total tackles (31 solo), three interceptions, five passes defended and a fumble recovery. . . Has also posted ten special teams tackles, and returned 11 kickoffs for a 21.2-yard average with a long of 47.

1998 – Signed a three-year contract with Miami as an unrestricted free agent from Dallas on March 3, 1998 . . . Started all 16 regular season games and both playoff contests at free safety in his first season with the Dolphins . . . Finished the regular season with 112 total tackles (89 solo), two passes defended, a fumble recovery and two forced fumbles . . . Tackle total ranked second on the team and was first among defensive backs . . . It also marked the second straight year and third time in the last four seasons that he reached the 100-tackle plateau . . . Also returned six kickoffs for an 18.2-yard average with a long of 28 . . . Made his Dolphins debut at Indianapolis (9/6) and registered 11 tackles, a pass defended and a fumble recovery . . . Led Miami with 11 tackles at N.Y. Jets (10/4) . . . Tied for team-lead with nine tackles and also forced a fumble vs. Indianapolis (11/8) . . . Had five tackles and a pass defended at Carolina (11/15), as the Dolphins held the Panthers to just 148 net passing yards and no touchdowns in a 13-9 victory . . . Was awarded a defensive game ball for his performance in that game . . . Tied for team-lead with ten tackles in Monday night game at New England (11/23) . . . Led team with a season-high 13 stops vs. N.Y. Jets (12/13) . . . Started both playoff games following the 1998 season at free safety . . . Finished second on the team with 17 total tackles (14 solo) . . . Also had an interception and a fumble recovery . . . Posted five tackles, an interception and a fumble recovery in First-Round Playoff win vs. Buffalo (1/2/99) . . . Interception occurred when he picked off a Doug Flutie pass and returned it 19 yards . . . It marked the second interception of his career during the playoffs and was the only one by the Dolphins in the 1998 postseason . . . Also recovered a fumble when Terrell Buckley stripped the ball from Eric Moulds following a 65-yard reception to the Dolphins' 18, and Marion returned the loose ball 17 yards to the Dolphins' 29 . . . Totaled a personal playoff best 12 tackles in Divisional contest at Denver (1/9/99).

1997 – Started all 16 games at free safety for Dallas and led the team with a career-high 158 total tackles (92 solo) . . . Added seven passes defended, a fumble recovery and nine stops on special teams . . . Also returned ten kickoffs for a 31.1-yard average with a long of 49 . . . Led or tied for the team-lead in tackles on six occasions during the course of the season, and tallied double-digit tackle totals eight times . . . Tied for team-lead with six tackles in season opener at Pittsburgh (8/31) . . . Also defended three passes and returned a fumble 13 yards that set up a field goal . . . Tied for team-lead with 11 tackles at Arizona (9/7) . . . Tied for second on squad with nine stops vs. Philadelphia (9/15) . . . Also had a season-long 49-yard kickoff return in the Eagles contest . . . Earned a game ball when he posted a team-best 11 tackles vs. Chicago (9/28) . . . Led club with ten tackles at N.Y. Giants (10/5) . . . Tied for team-lead with eight tackles vs. Jacksonville (10/19), when he also was credited with three tackles on special teams . . . Was second on club with 14 tackles at Philadelphia (10/26), when he also played some at outside linebacker in the Dallas 45 and nickel defenses . . . Also had a 47-yard kickoff return to open the game . . . Led team with 13 tackles at San Francisco (11/2) . . . Added a 46-yard kickoff return vs. Washington (11/16) . . . Topped club with a career-high 19 tackles at Green Bay (11/23) . . . It marked the third-highest single-game total in team history, and with 14 solo stops, was the second-best total in that category . . . Had ten stops on Thanksgiving Day vs. Tennessee (11/27) . . . Notched 12 tackles vs. Carolina (12/8).

1996 – Started all ten games in which he played at free safety . . . Missed each of the final six regular season games and both playoff contests with a fractured left scapula . . . Finished fifth on the squad with 77 total tackles (44 solo) . . . Also knocked down five passes and recovered a fumble . . . On special teams, registered six tackles and returned three kickoffs for a 22.7-yard average with a long of 37 . . . Opened the season with eight tackles at Chicago (9/2), when he also returned a fumble 45 yards from his own goal line to set up a field goal . . . Recorded 10 stops vs. Indianapolis (9/15) . . . Amassed a season-high 15 tackles at Buffalo (9/22), which marked a career-best to that point . . . Turned in a 12-tackle effort vs. Philadelphia (11/3) . . . Made six tackles in the first half at San Francisco (11/10) before sustaining a fractured left scapula . . . Was placed on Injured Reserve on December 24.

1995 – Started all 16 regular season games and each of Dallas' three playoff contests . . . Finished with 114 total tackles (74 solo), a career-high six interceptions for 40 yards and a touchdown, 13 passes defended and a forced fumble . . . Also recorded 13 tackles on special teams, and returned one kickoff for 16 yards . . . Interception total tied him for the team-lead, along with Larry Brown, and tied for fifth in the NFL . . . Tackle figure was second on the club . . . Had seven tackles and an interception in season-opener at N.Y. Giants (9/4) . . . Recorded 11 tackles the following week vs. Denver (9/10) . . . Came up with his second interception of the year, vs. Arizona (9/24), when he also tallied five tackles and a forced fumble . . . Stopped a potential score with an interception in the end zone at San Diego (10/15) . . . Matched a season-high with 11 tackles vs. San Francisco (11/12) . . . Broke up a career-best four passes

the following week at Oakland (11/19), when he also intercepted a pass that led to a field goal . . . Led club with ten tackles vs. Washington (12/4) . . . Turned in ten-tackle performance at Philadelphia (12/10) . . . Interception vs. N.Y. Giants (12/17) helped set up a Dallas field goal . . . Also made ten tackles in that contest . . . Returned an interception 32 yards for his first career touchdown in season finale at Arizona (12/25) . . . In three postseason games, registered 14 tackles, an interception and two passes defended . . . Also came up with four special teams tackles and returned one kickoff for 13 yards . . . Interception occurred on the final play of Super Bowl XXX in Dallas' 27-17 victory over Pittsburgh, when he picked off a Neil O'Donnell pass.

1994 – Played in 14 regular season contests, including one start, and appeared in both playoff games . . . Finished with 29 tackles (21 solo), an interception, three passes defended and a forced fumble . . . Added a career-high 23 special teams tackles, which tied for second on the squad . . . Also brought back two kickoffs for 39 yards with a long of 21 . . . Made first NFL start, vs. Houston (9/11), and recorded five tackles and a pass defended . . . Had first career sack, in addition to four tackles and a forced fumble, vs. N.Y. Giants (11/7), when he earned a game ball . . . Only interception of the season came against Washington (11/20), when he also registered four stops on special teams . . . Was inactive for each of the last two regular season games (at New Orleans 12/19 and at N.Y. Giants 12/24) while recovering from fractured ribs sustained against Cleveland (12/10) . . . Appeared in both playoff games . . . Posted nine tackles, to go along with a pass defended, in Divisional game vs. Green Bay (1/8/95) . . . Also earned NFL Special Teams Player of the Week honors for his performance in the Cowboys' 35-9 win over the Packers with three tackles.

1993 – Played in 15 regular season games and two playoff contests in rookie season, all in a reserve role . . . Posted 16 tackles (11 solo), an interception, three passes defended, two forced fumbles and a fumble recovery on defense, where he played as a linebacker in nickel situations . . . Was third on the team during the regular season with 19 special teams tackles . . . Recorded a season-high five tackles at Atlanta (11/21) . . . First career interception came against Miami on Thanksgiving Day (11/25), picking off a Steve DeBerg pass . . . Finished the game with five tackles, a forced fumble and a pass defended . . . Earned a special teams game ball at N.Y. Jets (12/18) when he led team with four tackles and recovered a fumbled punt . . . Deflected a punt in NFC East clinching victory at N.Y. Giants (1/2/94) . . . Saw action in two of Dallas' three playoff games, and registered one tackle on defense and three on special teams . . . Also returned two kickoffs for 28 yards with a long of 14 . . . Seventh-round draft choice (196th overall) of Dallas in 1993.

COLLEGE

Was a four-year starter at the University of Nevada (1989-92) . . . Played cornerback each of his first three seasons before being moved to strong safety for his senior season . . . Concluded his career with 303 tackles, 13 interceptions and 44 passes defended . . . Was a three-time all-conference selection . . . Earned All-Big Sky accolades twice and All-Big West honors once . . . Led the Wolf Pack secondary in tackles all four years, during which time the team won three straight conference titles, participated in the NCAA I-AA playoffs twice and received a bid to the Las Vegas Bowl . . . Majored in interior design.

PERSONAL

Married to Keri . . . Couple has three daughters, Brianna (8/9/93), Olivia (1/5/96), and Hannah (7/30/99), and a son, Brock, Jr. (3/14/97) . . . Earned nine varsity letters in football, basketball and track at West High School in Bakersfield, Calif. . . . Was an all-state selection following his senior season when he led the state with 13 interceptions . . . Participated in fund-raising events for the Cystic Fibrosis Foundation . . . Along with the other defensive backs, has participated in the "Prudential/No Passing Zone" program in which he donated three tickets for every home game to the Boys and Girls Club of Broward County . . . Also was part of a defensive backfield that won the team's Community Service Award for 1999 . . . Father, Jerry, played wide receiver with the Pittsburgh Steelers in 1967 . . . Full name is Brock Elliott Marion, born June 11, 1970, in Bakersfield, Calif.

NFL REGULAR SEASON STATISTICS

YEAR	TEAM	G-S	TACK.	ASST.	TOTAL	FUM. REC.	INT.	YDS.	LG	TD
1993	Dallas	15-0	11	5	16	1	1	2	2	0
1994	Dallas	14-1	21	8	29	0	1	11	11	0
1995	Dallas	16-16	74	40	114	0	6	40	32t	1
1996	Dallas	10-10	44	33	77	1	0	0	0	0
1997	Dallas	16-16	92	66	158	1	0	0	0	0
1998	Miami	16-16	89	23	112	1	0	0	0	0
1999	Miami	16-16	66	34	100	1	2	30	28	0
7-YEAR TOTALS		103-75	397	209	606	5	10	83	32t	1
MIAMI TOTALS		32-32	155	57	212	2	2	30	28	0

NFL PLAYOFF STATISTICS

YEAR	TEAM	G-S	TACK.	ASST.	TOTAL	FUM. REC.	INT.	YDS.	LG	TD
1993	Dallas	2-0	0	1	1	0	0	0	0	0
1994	Dallas	2-0	5	5	10	0	0	0	0	0
1995	Dallas	3-3	6	8	14	0	1	0	0	0
1996	Dallas	INJURED RESERVE (fractured left scapula)								
1998	Miami	2-2	14	3	17	1	1	19	19	0
1999	Miami	2-2	6	3	9	0	1	31	31	0
PLAYOFF TOTALS		11-7	31	20	51	1	3	50	31	0
MIAMI TOTALS		4-4	20	6	26	1	2	50	31	0

ADDITIONAL STATS

Passes Defensed: (Dallas) 3 in 1993, 3 in 1994, 13 in 1995, 5 in 1996, 7 in 1997, (Miami) 2 in 1998, 7 in 1999 for total of 40 (P-5)

Sacks: (Dallas) 1 in 1994, (Miami) 1 in 1999 for total of 2

Forced Fumbles: (Dallas) 2 in 1993, 1 in 1994, 1 in 1995, (Miami) 2 in 1998 for total of 6

Special Teams Tackles: (Dallas) 19 in 1993, 23 in 1994, 13 in 1995, 6 in 1996, 9 in 1997, (Miami) 1 in 1999 for total of 71 (P-10)


Kickoff Returns: (Dallas) 2 for 39 yards, 19.5 avg., long 21 in 1994; 1 for 16 yards in 1995; 3 for 68 yards, 22.7 avg., long 37 in 1996; 10 for 311 yards, 31.1 avg., long 49 in 1997; (Miami) 6 for 109 yards, 18.2 avg., long 28 in 1998, 62 for 1,524 yards, 24.6 avg., long 93 in 1999 for total of 84 for 2,067 yards, 24.6 avg., long 93 (P-11 for 233 yards, 21.2 avg., long 47)

SINGLE-GAME HIGHS

Kickoff Returns:	7	at N.Y. Jets, 12/12/99
	6	vs. N.Y. Jets, 12/27/99
	5	vs. Arizona, 9/19/99
	5	at Indianapolis, 10/10/99
	5	at New England, 10/17/99
	5	at Buffalo, 11/14/99
Kickoff Return Avg. (min. 4 rets.):	5	at Dallas, 11/25/99
	39.3	vs. Buffalo, 10/4/99
	28.2	at New England, 10/17/99
	25.2	vs. N.Y. Jets, 12/27/99
	24.5	vs. San Diego, 12/19/99
	24.0	vs. Indianapolis, 12/5/99
Kickoff Return Yards:	157	vs. Buffalo, 10/4/99
	151	vs. N.Y. Jets, 12/27/99
	143	at N.Y. Jets, 12/12/99
	141	at New England, 10/17/99
	119	vs. Arizona, 9/19/99
	119	at Indianapolis, 10/10/99
Long Kickoff Returns:	93	vs. Buffalo, 10/4/99

58 at New England, 10/17/99
 50 vs. Arizona, 9/19/99
 49 vs. Philadelphia, 9/15/97
 47 at Philadelphia, 10/26/97
 *47 at Seattle, 1/9/00

* - playoff game



TONY MARTIN

6-1 • 180

Wide Receiver

Born: 9/5/65

College: Mesa '89

Acquired: FA, 1999 • Signed Through: 2002

NFL: 11th Season • Dolphins: Sixth Season

#80

PRO CAREER

1999 – Signed a four-year contract with the Dolphins as a free agent on April 9, 1999, after being released by Atlanta on February 26 . . . Started 13 of the 16 games in which he played . . . Led the Dolphins in receiving with 67 receptions for 1,037 yards and five touchdowns . . . 15.5-yard average per reception was second on the squad . . . Reception total was 13th in the AFC while his receiving yardage figure was seventh in the conference . . . Also amassed 51 total first downs on the year, tied for 14th in the AFC . . . In 1999, Martin became the fifth different Dolphin to accumulate 1,000 receiving yards in a season, a feat which now has been accomplished 13 times . . . His yardage total is the tenth-most in club history . . . He also became just the second player in NFL history to record 1,000 receiving yards in a season with three different teams, joining Irving Fryar, who did it with New England (1991), Miami (1993-94) and Philadelphia (1996-97) . . . In addition, Martin reached the 100-yard receiving mark in a game five times during the course of the season, tied for the fourth-most in a season in team history . . . Led or tied for the team lead in receptions eight times in 1999, and led in receiving yardage on nine occasions . . . Was named the team's Newcomer of the Year in a vote of the South Florida media and the fans . . . Underwent surgery on January 19, 2000 to repair the A/C joint in his right shoulder . . . The surgery was performed by team physician Dr. John Uribe at HealthSouth Doctor's Hospital in Coral Gables . . .

AMONG NFL'S LEADING RECEIVERS: Over the last five seasons, Tony Martin has been one of the most productive receivers in the NFL . . . Over this five-year stretch, he has caught 371 passes for 5,517 yards and 37 touchdowns . . . His reception total is the eighth-most in the NFL over this span:

MOST RECEPTIONS IN THE NFL FROM 1995-99

PLAYER	TEAM	1995	1996	1997	1998	1999	5-YEAR TOTALS
1. Cris Carter	Minnesota	122	96	89	78	90	475
2. Tim Brown	Oakland	89	90	104	81	90	454
3. Herman Moore	Detroit	123	106	104	82	16	431
4. Larry Centers	Ariz., Wash.	101	99	54	69	69	392
5. Carl Pickens	Cincinnati	99	100	52	82	57	390
6. Jerry Rice	San Francisco	122	108	7	82	67	386
7. Jimmy Smith	Jacksonville	22	83	82	78	116	381
8. TONY MARTIN	S.D., ATL., MIA.	90	85	63	66	67	371
9. Isaac Bruce	St. Louis	119	84	56	32	77	368
Keenan McCardell	Jacksonville	56	85	85	64	78	368

In addition, his yardage total during this same stretch is fifth-most in the NFL:

MOST RECEIVING YARDS IN THE NFL FROM 1995-99

PLAYER	TEAM	1995	1996	1997	1998	1999	5-YEAR TOTALS
1. Tim Brown	Oakland	1,342	1,104	1,408	1,012	1,344	6,210
2. Cris Carter	Minnesota	1,371	1,163	1,069	1,011	1,241	5,855
3. Jimmy Smith	Jacksonville	288	1,244	1,324	1,182	1,636	5,674
4. Isaac Bruce	St. Louis	1,781	1,338	815	457	1,165	5,556
5. TONY MARTIN	S.D., ATL., MIA.	1,224	1,171	904	1,181	1,037	5,517
6. Herman Moore	Detroit	1,686	1,296	1,293	983	197	5,455
7. Jerry Rice	San Francisco	1,848	1,254	78	1,157	830	5,167
8. Rob Moore	Arizona	907	1,016	1,584	982	621	5,110
9. Michael Irvin	Dallas	1,603	962	1,180	1,057	167	4,969
10. Carl Pickens	Cincinnati	1,234	1,180	695	1,023	737	4,869

AVERAGE PER RECEPTION: In his career, Martin has put together an average per reception of 15.33, a mark which is second-best among players who were active during the 1999 season and have at least 400 catches:

NFL ACTIVE YARDS PER RECEPTION LEADERS

(minimum 400 catches)

PLAYER	TEAMS	YRS.	CATCHES	YARDS	AVERAGE PER CATCH
1. Michael Irvin	Dallas	12	750	11,904	15.87
2. TONY MARTIN	MIA., S.D., ATL.	10	530	8,124	15.33
3. Jerry Rice	San Francisco	15	1,206	18,442	15.29
4. Irving Fryar	N.E., Mia., Phil., Wash.	16	810	12,237	15.11
5. Rob Moore	Arizona	10	628	9,368	14.92

GAME HIGHLIGHTS – AT DENVER (SEPT. 13): In a reserve role, tied for the team-lead with four receptions, totaling a team-best 101 yards, including a long catch of 40 yards . . . This was his fourth 100-yard receiving game as a Dolphin, the 22nd of his career in the regular season, and his 23rd overall, including playoffs . . .

AT INDIANAPOLIS (OCT. 10): Led the team in receiving with ten catches for 166 yards and one touchdown, which was a 28-yard catch from Dan Marino . . . Reception total is tied for the second-most of his career and is his most as a Dolphin . . . It also is tied for the third-highest regular season total, fourth overall, including playoffs, in Dolphins history . . . His yardage figure is the third-most of his career and his most as a Dolphin . . . In addition, it is the 11th-most ever by a Dolphin, and the most since Irving Fryar amassed 211 yards on September 4, 1994 against New England . . . Along with Oronde Gadsden's 123 yards in the Colts game, it marked the 14th time in the regular season and the 16th occasion overall, including playoffs, that two Dolphins had 100 receiving yards in the same game . . . It was the first time it happened since November 27, 1994 at the N.Y. Jets when Mark Ingram had 117 yards and Irving Fryar had 103 yards . . .

AT NEW ENGLAND (OCT. 17): Led the team in both receiving and receiving yardage with seven catches for 118 yards and one touchdown . . . His scoring catch came on a 69-yard reception from Damon Huard, marking Huard's first NFL touchdown pass . . . It also was the fourth-longest catch for Martin in his career during the regular season and fifth overall, including playoffs . . . It was the longest reception by a Dolphin in 1999, was the longest by a Dolphin since September 15, 1996 when FB Stanley Pritchett had a 74-yard scoring catch against the Jets, and it was the longest by a Dolphins wide receiver since Martin had an 80-yard scoring catch on October 4, 1993 against Washington . . . Martin also became the first Dolphin to record 100-yard receiving performances in back-to-back games since Irving Fryar did it in each of the first two contests of 1995, against the Jets on September 3 and at New England on September 10 . . . His first reception of the game, an eight-yard pass from Dan Marino in the first quarter, put Marino over the 60,000-yard passing mark . . .

VS. TENNESSEE (NOV. 7): Led Miami in both receptions and yards with five for 95 . . . Also hauled in a 43-yard touchdown catch from Damon Huard . . .

AT BUFFALO (NOV. 14): Had two catches for 27 yards . . . His first reception in the game was a 14-yard grab from Damon Huard, the 500th reception in Martin's career during the regular season . . .

VS. INDIANAPOLIS (DEC. 5): Tied for the team-lead with six receptions, while his 109 receiving yards led the club . . . Along with Oronde Gadsden's 103 receiving yards, it marked the second time in 1999 that this pair each had accounted for 100 yards receiving in a game, with the first time coming in the initial meeting with the Colts, on October 10 at the RCA Dome . . . It was the 15th time in the regular season and the 17th time overall, including playoffs, that two Dolphins had 100 receiving yards in the same game . . .

VS. SAN DIEGO (DEC. 19): Had a team-high eight catches for 86 yards . . .

VS. NY. JETS (DEC. 27): Hauled in seven passes for a team-high 102 yards, including one touchdown, which came on a 32-yard flea-flicker from Dan Marino . . . Reached the 1,000-yard receiving mark for the season on that play, becoming just the second player in NFL history to attain the 1,000-yard receiving plateau for three different teams . . . It was Martin's fifth 100-yard receiving game of the season, the 26th of his career during the regular season and his 27th overall, including playoffs . . .

PLAYOFFS: Started both playoff games following the 1999 season . . . Was third on the team with five receptions for 70 yards, including a long of 23 . . . His entire receiving total came in First-Round victory at Seattle (1/9/00) . . . In his career, has appeared in 13 playoff games, including six starts. . . Has caught 39 passes for 650 yards and three touchdowns.

1998 – Was traded by San Diego to the Falcons on June 3, 1998, in exchange for a second-round pick in the 1999 draft . . . Started all 16 regular season games for the Falcons in 1998, the fourth consecutive season in which he has opened all 16 contests . . . Led the team with 66 receptions for 1,181 yards . . . Six receiving scores were second-most on the club . . . Topped team with a 17.9-yard average per reception . . . Also attempted one pass on the year . . . Led the team in receiving ten times over the course of the season . . . Attained the 100-yard receiving mark a total of five times on the year, the most of his career . . . Caught four passes for a team-high 92 yards in season-opener at Carolina (9/6) . . . Accounted for the 400th reception of his NFL regular season career in that game . . . Caught four passes for 65 yards, including his first touchdown of the season, vs. Carolina (10/4) . . . The score came on a 30-yard reception . . . That game started a streak in which he caught a touchdown pass in three straight games and four over the next five weeks . . . Had seven receptions for 116 yards, including a 45-yard TD catch, vs. New Orleans (10/18) . . . Caught three passes for 93 yards, including an 18-yard TD catch, vs. St. Louis (11/1) . . . Reached the century mark in receiving yards for the second time on the year vs. Chicago (11/22), when he tallied six receptions for 100 yards . . . That began a string of three 100-yard receiving games over the next four weeks . . . Caught seven passes for 140 yards, including a 40-yard TD reception, vs. Indianapolis (12/6) . . . Totaled eight catches for 109 yards the following week at New Orleans (12/13) . . . Recorded three catches for 105 yards, including a 35-yard scoring reception, in season finale vs. Miami (12/27) . . . Started all three playoff games for Atlanta following the 1998 season . . . Totaled 14 receptions for 271 yards . . . Caught five passes for 129 yards with a long of 70 in NFC Championship game at Minnesota (1/17/99) . . . Hauled in five passes for 79 yards in Super Bowl XXXIII against Denver (1/31/99) . . . The five catches equaled a playoff career-high that he first set as a member of the Chargers on January 8, 1995, in a Divisional game against Miami . . . Yardage total in the Vikings game represents a personal postseason best, surpassing his previous high of 63 yards, for which he accounted the week before in a Divisional contest vs. San Francisco (1/9/99) . . . 70-yard reception in the Minnesota game stands as a playoff career-best.

1997 – Started all 16 games for the third consecutive season with San Diego . . . Caught 63 passes for 904 yards and six touchdowns . . . All three figures led the Chargers in 1997 . . . Led or tied for team-lead in receiving nine times over the course of the season . . . Turned in one of the best efforts of his NFL career vs. Baltimore (9/28) . . . Hauled in four passes for 155 yards and three touchdowns, including a season-long 72-yard TD grab from Stan Humphries . . . Other scores came on receptions of 36 and 38 yards, also from Humphries . . . They marked all three of San Diego's scores in a 21-17 victory . . . Yardage total in that game is the fourth-highest of his career, while his three TD catches equaled a career-best that he first set in a game at Oakland on September 22, 1996 . . . Had five receptions for 75 yards the week afterwards at Oakland (10/5) . . . Caught six passes for 61 yards vs. Indianapolis (10/26), starting a string in which he caught 18 passes over a three-week span . . . Had seven catches for 69 yards at Cincinnati (11/2) . . . Totaled five catches for 100 yards and a pair of scores vs. Seattle (11/9) . . . TD catches went for 10 and 61 yards . . . Caught a season-high eight passes for 78 yards and a touchdown vs. Denver (11/30).

1996 – Started all 16 regular season games for the second straight season . . . Named to Pro Bowl for first time in career following 1996 season after catching 85 passes for 1,171 yards

(13.8 avg.), and 14 touchdowns . . . Martin's teammates also voted him Chargers Most Valuable Player and Offensive Player of Year in 1996 as well as one of team's offensive captains . . . Named as the NFL Alumni Association's Wide Receiver of Year . . . Was the only offensive player to start all 16 games for Chargers . . . Tied Chargers' single-season record with 14 touchdown catches (Lance Alworth, 1965), which also tied for NFL lead in 1996 . . . Was fourth in AFC in receiving yards (1,171) and tied for fourth in receptions (85) . . . 1996 marked his second-consecutive 1,000-yard season . . . Led team in catches in seven of 16 games . . . Also led team in receiving yards in 11 games and had four 100-yard games, including: Game 4 at Oakland (9/22) when he had 10 catches for 138 yards and career-high three touchdowns; Game 9 at Indianapolis (11/3) when he hauled in six passes for 128 yards and one touchdown; Game 10 vs. Detroit (11/11) when he totaled eight receptions for 113 yards and one touchdown; and Game 12 at Kansas City (11/24) with five catches for 148 yards and two touchdowns . . . Caught at least one touchdown pass in 10 games . . . Had caught a touchdown pass in four-straight games before Game 5 . . . Last Charger to accomplish that feat was Charlie Joiner, who did it in games 10-13 of 1984 . . . Totaled six TD receptions over the first four weeks of the season . . . Had nine receptions for 96 yards vs. Cincinnati (9/8) . . . Established a career-best with three touchdown catches at Oakland (9/22) . . . Scoring grabs went for 7, 41, and 19 yards. . . Three weeks later vs. Oakland (10/21), caught five passes for 81 yards and two more touchdowns, on receptions of 11 and 12 yards . . . Posted five catches for 148 yards and a pair of scores at Kansas City (11/24) . . . Had TD catches in that game of 20 and 10 yards in San Diego's 28-14 victory.

1995 – Started every game of 1995 season, including 16 in the regular-season and one postseason contest . . . Set team record with career-high 90 receptions, surpassing Kellen Winslow's 89 receptions in 1980 . . . Had first 1,000-yard receiving season with 1,224 yards . . . 90 receptions ranked second in the AFC and his 1,224 yards was fourth in the conference . . . Six touchdown receptions and 13.6-yard per catch average both led San Diego in 1995 Had touchdown catches of 51 yards (at Indianapolis, 12/17) and 50 yards (vs. Miami, 11/5), marking San Diego's two longest scoring plays from scrimmage in 1995 . . . Notched four 100-yard receiving games in 1995, including 163 yards on 13 receptions vs. Seattle (9/10), 121 yards on seven catches vs. Miami (11/5), 132 yards on nine receptions vs. Cleveland (12/3) and 168 yards on ten receptions at Indianapolis (12/17) . . . Earned United Press International All-AFC second-team honors . . . Set career-high with 13 receptions for 163 yards and one touchdown in 14-10 win over Seattle (9/10) . . . 13 receptions in the Seahawks game were most by anyone in AFC in 1995 and represent the third-most catches in a single-game in team history . . . It tied Lance Alworth for the most catches by wide receiver in a game . . . Led Chargers with seven catches for 121 yards, including a 50-yard touchdown, vs. Miami (11/5) . . . Named AFC Offensive Player of the Month for December after catching 39 passes for 394 yards and three touchdowns . . . Opened the month with nine catches for 132 yards and one touchdown in 31-13 win over Cleveland (12/3) . . . Grabbed seven passes for 57 yards in 28-25 win over Arizona (12/9) . . . Earned AFC Offensive Player of Week honors by catching 10 passes for 168 yards and two touchdowns at Indianapolis (12/17) . . . Scoring receptions came on catches of 51 and 38 yards . . . Marked the second multiple-TD game of his career . . . Grabbed four passes, including a single-season club-record 90th of the season, in 27-17 win at New York Giants (12/23), which clinched playoff berth for Chargers . . . Caught three passes for 39 yards in Wild Card playoff game vs. Indianapolis (12/31).

1994 – Was traded by Miami to San Diego on March 24, 1994, in exchange for a fourth-round draft pick in 1994 . . . Started one of 16 regular-season games played and saw action in all three postseason contests for Chargers in 1994 . . . Finished season with 50 receptions for 885 yards receiving, 17.7-yards per catch and what was then a career-high seven touchdowns . . . His 885 yards receiving and seven touchdown catches were both team highs . . . His 50 receptions ranked third on team . . . Added eight kickoff returns for 167 yards and an average of 20.9-yards per return during regular season . . . Also led Chargers in postseason action with 164 yards receiving and two touchdowns on nine catches . . . First catch with Chargers was 61-yard reception vs. Cincinnati (9/11) . . . Tied NFL record with 99-yard touchdown reception and notched fourth career 100-yard receiving game at Seattle (9/18) . . . Pulled in 48-yard bomb vs. Kansas City (10/9) . . . Made five catches for 59 yards and one touchdown vs. Seattle (10/30) . . . Hauled in three passes for 43 yards and 16-yard touchdown vs. Raiders (12/5) . . . Exploded with career-high nine catches for career-high 172 yards and one touchdown vs. San Francisco (12/11) . . . Notched second consecutive 100-yard receiving day with three catches for 116 yards, including touchdown receptions of 60 and 44 yards, at N.Y. Jets (12/18) when Chargers clinched AFC Western Division title with 21-6 win . . . Set personal postseason career-highs with five catches for 62 yards in AFC Divisional Playoff game win over Miami (1/8/95) . . . Only

reception in AFC Championship Game at Pittsburgh (1/15/95) was good for a 43-yard touchdown which gave San Diego 17-13 lead and eventual win . . . Caught three passes for 59 yards and one touchdown in Super Bowl XXIX against San Francisco in Miami (1/29/95).

LONGEST RECEPTIONS IN NFL HISTORY

PLAYER	QUARTERBACK	TEAM	OPPONENT	DATE	YARDS
1. Andy Farkes	Frank Filchock	Washington	Pittsburgh	Oct. 15, 1939	99t
Bobby Mitchell	George Izo	Washington	Cleveland	Sept. 15, 1963	99t
Pat Studstill	Karl Sweetan	Detroit	Baltimore	Oct. 16, 1966	99t
Gerry Allen	Sonny Jurgensen	Washington	Chicago	Sept. 15, 1968	99t
Cliff Branch	Jim Plunkett	L.A. Raiders	Washington	Oct. 2, 1983	99t
Mike Quick	Ron Jaworski	Philadelphia	Atlanta	Nov. 10, 1985	99t
TONY MARTIN	STAN HUMPHRIES	SAN DIEGO	SEATTLE	SEPT. 18, 1994	99t
Robert Brooks	Brett Favre	Green Bay	Chicago	Sept. 11, 1995	99t
9. Eight players tied at 98 yards					

1993 – Played in 12 games with Dolphins, all in a reserve role . . . Finished season ranked sixth on the team with 20 catches for 347 yards, 17.4-yard average per catch and three touchdowns . . . Produced Dolphins' longest scoring catch of season with an 80-yard touchdown reception in 17-10 win over Washington (10/4) . . . Also caught four passes for season-high 110 yards vs. Redskins . . . 110-yard effort was Martin's third-career 100-yard game . . . Missed five games during the regular season with a knee injury suffered vs. Kansas City (10/31) . . . Returned to action vs. New York Giants (12/5) and caught two passes for 31 yards and one touchdown.

1992 – Played in all 16 games with three starts in regular season and saw action in both playoff contests for Miami . . . Finished with 33 catches for 553 yards for average of 16.8-yards per catch and two touchdowns . . . Recorded at least one reception in 13 games including nine contests with two or more . . . Had four receptions which gained 40 or more yards . . . Started each of the first three games of the season in place of the injured Mark Clayton . . . Recorded 10 receptions for 157 yards during the three starting assignments . . . Opened season by catching four passes for 74 yards with long of 47 yards at Cleveland (9/14) . . . Registered five catches for a team-high 90 yards and one touchdown with long reception of 48 yards vs. Indianapolis (10/25) . . . Caught one pass for a 55-yard touchdown from Dan Marino with 2:30 left in game vs. N.Y. Jets (12/20) to bring Dolphins back from 17-10 deficit to 17-16 in contest Miami would win 19-17 . . . Saw action in both playoff games following the 1992 season . . . Finished the postseason with three catches for 55 yards for an average of 18.3-yards per catch and long of 22 yards . . . Caught three passes for 55 yards in AFC Championship game vs. Buffalo (1/17/93).

1991 – Played in all 16 regular season games . . . Finished the season with 27 catches for 434 yards and two touchdowns . . . His average per catch of 16.1 yards was highest average on the Dolphins in 1991 . . . Also had one punt return for 10 yards . . . Caught at least one pass in 11 of 16 games . . . Recorded five catches for 44 yards at New England (10/6) . . . Registered first career 100-yard receiving game, at Kansas City (10/13), when he caught four passes for 104 yards, including a 54-yard "Hail Mary" pass at the conclusion of the first half . . . Had three catches for 48 yards, including an eight-yard touchdown, vs. Buffalo (11/18) . . . Caught five passes for 106 yards with a diving 26-yard touchdown grab vs. Tampa Bay (12/1).

1990 – Played in all 16 regular-season games with five starts for Dolphins . . . Also saw action in both playoff contests . . . Finished regular season with 29 catches for 388 yards and two touchdowns . . . His 388 yards receiving was fourth best on team . . . Also recorded 26 punt returns for 140 yards for average of 5.4 yards per return . . . Caught at least one pass in 15 of 16 regular season games . . . Made NFL debut at New England (9/9) and responded with three catches for 57 yards and a 35-yard touchdown . . . Had one catch for 11 yards and added one rush for eight yards on a reverse (his first NFL carry) and two punt returns for 40 yards (including 35-yard return, his longest of season) vs. N.Y. Jets (10/7) . . . Made five consecutive starts at wide receiver (Nov. 19 through Dec. 16) during Mark Clayton's time on the Injured Reserve list . . . Recorded 13 catches for 205 yards in those five starts . . . Made first career start vs. L.A. Raiders (11/19) . . . Led team in receiving with season-high four catches for 46 yards at

Washington (12/2) . . . Registered one reception for a season-long 45 yards in last start versus Seattle (12/16) . . . Appeared in both playoff games for Dolphins . . . Recorded five catches for 51 yards and one score in postseason action . . . Caught one pass for seven yards in playoff game vs. Kansas City (1/5/91) . . . Tied for team lead with four receptions for 44 yards, including an eight-yard touchdown, in Divisional contest at Buffalo (1/12/91).

1989 – Spent most of his rookie season on Miami's developmental squad . . . Originally a fifth-round draft choice (126th overall) of New York Jets in 1989 . . . Was converted from quarterback to wide receiver in training camp by the Jets . . . Was waived by Jets on September 4 and signed by Miami to the developmental squad on September 5 . . . Activated by Miami off developmental roster on December 23 . . . Was placed on the inactive list for season finale vs. Kansas City (12/24).

COLLEGE

Was a two-year starter (1987-88) at quarterback for the Mesa College Mavericks in Grand Junction, Colorado . . . Originally enrolled at the University of Colorado . . . Guided team to a combined 21-3 record as a starter . . . Mesa led the nation in scoring (53 points per game), rushing (364.4 average) and total offense (540.5 avg.) during Martin's senior season of 1988 . . . Completed 85 of 144 attempts for 1,603 yards with 17 touchdowns and two interceptions as a senior . . . Added 69 carries for 531 yards rushing . . . Hit on 72 of 134 attempts for 953 yards with six touchdowns and eight interceptions as a junior . . . Rushed 113 times for 517 yards with eight touchdowns . . . Transferred to Mesa prior to junior season from Bishop (Texas) College . . . Majored in business management.

PERSONAL

Married to Lisaraye, couple resides in Miami Lakes, Fla . . . Was a three-sport standout for Northwestern High School in Miami . . . Has participated in events to benefit the Cystic Fibrosis Foundation . . . Full name is Tony Derrick Martin, born September 5, 1965 in Miami, Fla.

NFL REGULAR SEASON STATISTICS

YEAR	TEAM	G-S	RECEIVING					RUSHING				
			NO.	YDS.	AVG.	LG	TD	ATT.	YDS.	LG	TD	
1989	Miami	0-0	0	0	0.0	0	0	0	0	0	0	0
1990	Miami	16-5	29	388	13.4	45	2	1	8	8	0	0
1991	Miami	16-0	27	434	16.1	54	2	0	0	0	0	0
1992	Miami	16-3	33	553	16.8	55t	2	1	-2	-2	0	0
1993	Miami	12-0	20	347	17.4	80t	3	1	6	6	0	0
1994	San Diego	16-1	50	885	17.7	99t	7	2	-9	4	0	0
1995	San Diego	16-16	90	1224	13.6	51t	6	0	0	0	0	0
1996	San Diego	16-16	85	1171	13.8	55	14	0	0	0	0	0
1997	San Diego	16-16	63	904	14.3	72t	6	0	0	0	0	0
1998	Atlanta	16-16	66	1181	17.9	62	6	0	0	0	0	0
1999	Miami	16-13	67	1037	15.5	69t	5	1	-6	-6	0	0
10-YEAR TOTALS		156-86	530	8124	15.3	99t	53	6	-3	8	0	0
MIAMI TOTALS		76-21	176	2759	15.7	80t	14	4	6	8	0	0

NFL PLAYOFF STATISTICS

YEAR	TEAM	G-S	RECEIVING					RUSHING				
			NO.	YDS.	AVG.	LG	TD	ATT.	YDS.	LG	TD	
1990	Miami	2-0	5	51	10.2	13	1	0	0	0	0	0
1992	Miami	2-0	3	55	18.3	22	0	0	0	0	0	0
1994	San Diego	3-0	9	164	18.2	43t	2	0	0	0	0	0
1995	San Diego	1-1	3	39	13.0	18	0	0	0	0	0	0
1998	Atlanta	3-3	14	271	19.4	70	0	0	0	0	0	0
1999	Miami	2-2	5	70	14.0	23	0	0	0	0	0	0
PLAYOFF TOTALS		13-6	39	650	16.7	70	3	0	0	0	0	0
MIAMI TOTALS		6-2	13	176	13.5	23	1	0	0	0	0	0

ADDITIONAL STATS

Passing: (Miami) 0-1 in 1992, (San Diego) 0-1 in 1994, 0-1 in 1995 for total of 0-3.

Punt Returns: (Miami) 26 for 140 yards, 5.4 avg. long of 35 in 1990, 1 for 10 yards in 1991, 1 for 0 yards in 1992 for total of 28 for 150 yards, 5.4 avg., long of 35

Kickoff Returns: 8 for 167 yards, 20.9 avg., long of 29 in 1994

Miscellaneous Tackles: (P-1)

SINGLE-GAME HIGHS

Most Receptions:	13	vs. Seattle, 9/10/95
	10	at Indianapolis, 12/17/95
	10	at Oakland, 9/22/96
	10	at Indianapolis, 10/10/99
	9	vs. San Francisco, 12/11/94
	9	vs. Cleveland, 12/3/95
	9	vs. Cincinnati, 9/8/96
	9	at Chicago, 12/14/96
	9	at Chicago, 12/14/96
Most Receiving Yards:	172	vs. San Francisco, 12/11/94
	168	at Indianapolis, 12/17/95
	166	at Indianapolis, 10/10/99
	163	vs. Seattle, 9/10/95
	155	vs. Baltimore, 9/28/97
Most TD Receptions:	3	at Oakland, 9/22/96
	3	vs. Baltimore, 9/28/97
	2	vs. Seattle, 11/9/97
	2	vs. Oakland, 10/21/96
	2	at Kansas City, 11/24/96
	2	at Indianapolis, 12/17/95
	2	at N.Y. Jets, 12/18/94
Longest Receptions:	99t	at Seattle, 9/18/94
	80t	vs. Washington, 10/4/93
	72t	vs. Baltimore, 9/28/97
	*70	at Minnesota, 1/17/99
	69t	at New England, 10/17/99


100-YARD RECEIVING GAMES (27)

DATE	OPPONENT	NO.	YDS.	LG	TD
10/13/91	at Kansas City	4	104	54	0
12/1/91	Tampa Bay	5	106	51	1
10/4/93	Washington	4	110	80t	1
9/18/94	at Seattle	5	152	99t	1
12/11/94	San Francisco	9	172	54	1
12/18/94	at N.Y. Jets	3	116	60t	2
9/10/95	Seattle	13	163	24	1
11/5/95	Miami	7	121	50t	1
12/3/95	Cleveland	9	132	29	1
12/17/95	at Indianapolis	10	168	51t	2
9/22/96	at Oakland	10	138	41t	3
11/3/96	at Indianapolis	6	128	51	1
11/11/96	Detroit	8	113	32t	1
11/24/96	at Kansas City	5	148	55	2
9/28/97	Baltimore	4	155	72t	3
11/9/97	at Seattle	5	100	61t	2
10/18/98	New Orleans	7	116	45	1
11/22/98	Chicago	6	100	31	0
12/6/98	Indianapolis	7	140	40t	1
12/13/98	at New Orleans	8	109	37	0
12/27/98	Miami	3	105	53	1
1/17/99	*at Minnesota	5	129	70	1
9/13/99	at Denver	4	101	40	0
10/10/99	at Indianapolis	10	166	40	1
10/17/99	at New England	7	118	69t	1

12/5/99	Indianapolis	6	109	33t	1
12/27/99	N.Y. Jets	6	102	32t	1

* Playoff Game

RECEIVING BREAKDOWN												
	1999						CAREER					
	G	NO	YDS	AVG	LG	TD	G	NO	YDS	AVG	LG	TD
Buffalo	2	4	65	16.3	21	0	10	15	228	15.2	36	1
Indianapolis	2	16	275	17.2	40	2	14	54	910	16.9	51	7
Miami	-	-	-	-	-	-	2	10	226	22.6	53	2
New England	2	11	162	14.7	69	1	13	33	440	13.3	69	4
N.Y. Jets	2	8	114	14.3	32	1	11	24	477	19.9	60	4
AFC East	8	39	616	15.8	69	4	50	136	2281	16.8	69	18
Baltimore	-	-	-	-	-	-	1	4	155	38.8	72	3
Cincinnati	-	-	-	-	-	-	4	17	226	13.3	61	1
Cleveland	-	-	-	-	-	-	4	17	273	16.1	47	2
Jacksonville	-	-	-	-	-	-	-	-	-	-	-	-
Pittsburgh	-	-	-	-	-	-	5	17	179	10.5	23	1
Tenn./Hous.	1	5	95	19.0	43	1	3	8	132	16.5	43	1
AFC Central	1	5	95	19.0	43	1	17	63	965	15.3	72	8
Denver	1	4	101	25.3	40	0	9	36	486	13.5	40	2
Kansas City	-	-	-	-	-	-	10	34	586	17.2	55	2
Oakland	1	3	34	11.3	13	0	11	43	578	13.4	41	6
San Diego	1	8	86	10.8	20	0	3	11	102	9.3	20	0
Seattle	-	-	-	-	-	-	10	50	799	16.0	99	6
AFC West	3	15	221	14.7	40	0	43	174	2551	14.7	99	16
AFC Total	12	59	932	15.8	69	5	110	373	5797	15.5	99	42
Arizona	1	2	32	16.0	20	0	3	9	89	9.9	20	0
Dallas	1	3	47	15.7	27	0	2	5	70	14.0	27	0
N.Y. Giants	-	-	-	-	-	-	4	11	149	13.5	36	2
Philadelphia	1	3	26	8.7	15	0	4	15	233	15.5	39	1
Washington	1	-	-	-	-	-	3	8	156	19.5	80	1
NFC East	4	8	105	13.1	27	0	16	48	697	14.5	80	4
Chicago	-	-	-	-	-	-	3	15	174	11.6	31	0
Detroit	-	-	-	-	-	-	3	13	162	12.5	32	1
Green Bay	-	-	-	-	-	-	2	4	52	13.0	18	1
Minnesota	-	-	-	-	-	-	0	0	0	0.0	0	0
Tampa Bay	-	-	-	-	-	-	2	6	124	20.7	51	1
NFC Central	-	-	-	-	-	-	10	38	512	13.5	51	3
Atlanta	-	-	-	-	-	-	3	7	111	15.9	46	0
Carolina	-	-	-	-	-	-	3	11	232	21.1	59	1
New Orleans	-	-	-	-	-	-	5	24	323	13.5	45	1
St. Louis	-	-	-	-	-	-	4	8	146	18.3	62	1
San Francisco	-	-	-	-	-	-	5	21	306	14.6	54	1
NFC West	-	-	-	-	-	-	20	71	1118	15.7	62	4
NFC Total	4	8	105	13.1	27	0	46	157	2327	14.8	80	11
Aug./Sept.	2	6	133	22.2	40	0	38	126	2045	16.2	99	13
October	5	25	382	15.3	69	2	37	126	1931	15.3	80	13
November	4	14	213	15.2	43	1	39	113	1741	15.4	62	12
Dec./Jan.	5	22	309	14.0	33	2	42	165	2407	14.6	60	15
Games 1-8	8	38	610	16.1	69	3	79	263	4186	15.9	99	27
Games 9-16	8	29	427	14.7	33	2	77	267	3938	14.7	61	26
Home	8	38	601	15.8	43	3	79	288	4607	16.0	80	33
Road	8	29	436	15.0	69	2	77	242	3517	14.5	99	20
Wins	9	44	702	16.0	69	3	92	321	5292	16.5	99	35
Losses	7	23	335	14.6	33	2	64	209	2832	13.6	61	18
Ties	-	-	-	-	-	-	-	-	-	-	-	-
Grass	12	50	785	15.7	69	4	106	359	5321	14.8	80	38
Turf	4	17	252	14.8	40	1	50	171	2803	16.4	99	15
1st Down	-	-	-	-	-	-	-	-	-	-	-	-
2nd Down	-	-	-	-	-	-	-	-	-	-	-	-
3rd Down	-	-	-	-	-	-	-	-	-	-	-	-
4th Down	-	-	-	-	-	-	-	-	-	-	-	-
1st Half	-	-	-	-	-	-	-	-	-	-	-	-
2nd Half	-	-	-	-	-	-	-	-	-	-	-	-
Overtime	-	-	-	-	-	-	-	-	-	-	-	-



O.J. McDUFFIE

5-10 • 195

Wide Receiver

Born: 12/2/69

College: Penn State '93

Acquired: D1, 1993 • **Signed Through:** 2004

NFL: Eighth Season • **Dolphins:** Eighth Season

#81

PRO CAREER

1999 – Signed four-year contract extension through the 2004 season on July 28, 1999 . . . Played in 12 regular season games with ten starts, including each of the first nine . . . Was inactive for four of the last six games with a left great toe sprain . . . Was third on the team in both receptions and receiving yardage with 43 catches for 516 yards . . . Scored two touchdowns on the year . . . Also fielded seven punts for 62 yards, an 8.9-yard average, with a long of 21, and returned one kickoff for 17 yards . . . Led the team in receptions four times and topped club in receiving yardage on three occasions . . . Tied for team-lead with four receptions in season-opener at Denver (9/13), totaling 54 yards, including a four-yard TD catch . . . Hauled in four passes for a team and season-high 85 yards the following week vs. Arizona (9/19) . . . Led club with a season-high seven catches for 64 yards vs. Buffalo (10/4) . . . Tied for team-lead with four catches, while compiling a team-high 41 yards vs. Philadelphia (10/24), when he surpassed Tony Nathan into fourth on the team's all-time reception list . . . Did not start vs. New England (11/21), snapping a string of 73 straight starts, dating back to a 1994 . . . Prior to that, the last game he did not start occurred on December 25, 1994 against Detroit . . . Was inactive at Dallas (11/25) with a left great toe sprain sustained in the Patriots game the previous week . . . That ended a string of 88 consecutive contests in which he had played, dating back to 1994 . . . Prior to that, the last time he missed a game occurred on September 11, 1994 against Green Bay in Milwaukee when he did not play due to a knee injury . . . Tied a season-high with seven catches, totaling 79 yards, vs. N.Y. Jets (12/27) . . . A ten-yard reception in that game was the 400th of his career during the regular season, the fourth Dolphin ever to attain that plateau . . . Underwent surgery to correct his toe problem on February 16, 2000 . . . The surgery was performed by Dr. Robert Anderson at Charlotte (N.C.) Medical Center . . .

PLAYOFFS: Started both playoff games following the 1999 season . . . Was second on the team with seven catches for 101 yards with a long of 27 . . . Caught five passes for 82 yards in First-Round victory at Seattle (1/9/00) . . . In his career, has started all eight playoff games in which he has appeared. . . Has caught 43 passes for 503 yards and a touchdown . . . Also has brought back eight punts for 103 yards, a 12.9-yard average, with a long of 20 . . . Reception total is the second-most in Dolphins playoff history, trailing only Tony Nathan, who notched 65 catches in 11 games . . . His yardage total is fourth-most on the club's all-time playoff list:

MIAMI DOLPHINS ALL-TIME PLAYOFF RECEIVING LEADERS

RECEPTIONS			RECEIVING YARDS		
PLAYER	GAMES	CATCHES	PLAYER	GAMES	YARDS
1. Tony Nathan	11	65	1. Paul Warfield	11	717
2. O.J. McDUFFIE	8	43	2. Tony Nathan	11	622
3. Paul Warfield	11	34	3. Mark Duper	10	595
4. Mark Duper	10	32	4. O.J. McDUFFIE	8	503
5. Mark Clayton	10	31	5. Mark Clayton	10	498

CAREER RECEPTIONS: McDuffie registered the 400th reception of his NFL career on December 27, 1999 against the N.Y. Jets at Pro Player Stadium . . . It came on a ten-yard pass from Dan Marino, and McDuffie became just the fourth player in club history to reach the 400-catch mark . . . With 401 career receptions, McDuffie ranks fourth on the Dolphins' all-time list for receptions:

MIAMI DOLPHINS ALL-TIME RECEPTION LEADERS

PLAYER	YEARS	RECPTS	PLAYER	YEARS	RECPTS
1. Mark Clayton	1983-92	550	6. Duriel Harris	1976-83, 1985	269
2. Mark Duper	1982-92	511	7. Bruce Hardy	1978-89	256
3. Nat Moore	1974-86	510	8. Jim Jensen	1981-92	229
4. O.J. McDUFFIE	1993-99	401	9. Jim Kiick	1968-74	221
5. Tony Nathan	1979-87	383	10. Howard Twilley	1966-76	212

CAREER RECEIVING YARDAGE: With 4,931 career receiving yards, McDuffie stands in fifth on the Dolphins' all-time list . . . He surpassed Duriel Harris and moved into the fourth spot on September 19, 1999 against Arizona:

MIAMI DOLPHINS ALL-TIME RECEIVING YARDAGE LEADERS

PLAYER	YEARS	YARDS	PLAYER	YEARS	YARDS
1. Mark Duper	1982-92	8,869	6. Tony Nathan	1979-87	3,592
2. Mark Clayton	1983-92	8,643	7. Paul Warfield	1970-74	3,355
3. Nat Moore	1974-86	7,547	8. Irving Fryar	1993-95	3,190
4. O.J. McDUFFIE	1993-99	4,931	9. Howard Twilley	1966-76	3,064
5. Duriel Harris	1976-83, 1985	4,534	10. Bruce Hardy	1978-89	2,455

CAREER TOUCHDOWNS: McDuffie has amassed 29 receiving touchdowns in his seven-year career with the Dolphins, fifth on the team's all-time list . . . With four more receiving scores, he would tie Paul Warfield for fourth:

MIAMI DOLPHINS ALL-TIME TOUCHDOWN RECEPTION LEADERS

PLAYER	YEAR	TDs
1. Mark Clayton	1983-92	81
2. Nat Moore	1974-86	74
3. Mark Duper	1982-92	59
4. Paul Warfield	1970-74	33
5. O.J. McDUFFIE	1993-99	29

McDuffie has accumulated 32 overall touchdowns in his career, ninth on the club's all-time list . . . In addition to his 29 TD receptions, McDuffie also has returned two punts for touchdowns (both in 1993) and one fumble for a score (1997):

MIAMI DOLPHINS ALL-TIME TOUCHDOWN LEADERS

PLAYER	YEARS	TDR	TDP	TDRT	TOTAL
1. Mark Clayton	1983-92	0	81	1	82
2. Nat Moore	1974-86	1	74	0	75
3. Mark Duper	1982-92	0	59	0	59
4. Larry Csonka	1968-74, 1979	53	4	0	57
5. Mercury Morris	1969-75	29	1	3	33
Paul Warfield	1970-74	0	33	0	33
Tony Nathan	1979-87	16	16	1	33
Karim Abdul-Jabbar	1996-99	32	1	0	33
9. O.J. McDUFFIE	1993-99	0	29	3	32
10. Jim Kiick	1968-74	28	3	0	31

CAREER 100-YARD RECEIVING GAMES: In his career, McDuffie has registered nine 100-yard receiving games during the regular season, seventh-most in team history . . . Overall, including playoffs, McDuffie has reached the century mark in receiving yardage 11 times . . . With his next 100-yard receiving game, McDuffie would move into a tie for fourth on the Dolphins' all-time list, along with Paul Warfield, Duriel Harris and Irving Fryar . . . With three more, he would join Nat Moore in third spot:

MOST 100-YARD RECEIVING GAMES IN MIAMI DOLPHINS HISTORY

PLAYER	YEAR	100-YD. GAMES	PLAYER	YEARS	100-YD. GAMES
1. Mark Duper	1982-92	28	Duriel Harris	1976-83, 85	10
2. Mark Clayton	1983-92	22	Irving Fryar	1993-95	10
3. Nat Moore	1974-86	12	7. O.J. McDUFFIE	1993-99	9
4. Paul Warfield	1970-74	10			

CONSECUTIVE GAMES RECEPTION STREAK: McDuffie has caught at least one pass in every regular season game he has played in each of the last four seasons . . . He missed four games in 1999 . . . His streak now stands at 74 consecutive games with a reception, dating back to 1995 . . . In addition, he has caught a pass in 85 of his last 86 games, dating back to 1994 . . . The last time he was held without a reception occurred on September 10, 1995, at New England . . . His streak of 74 games is the second-longest in Dolphins history, trailing only Mark Clayton, who caught a pass in a club-record 92 straight games from 1986-92 (6th game in '86 through 16th game in '92, missing 11 games during that span) . . .

FIRST DOWNS: Over the course of his career, McDuffie has displayed a knack for making the key catch at the critical time . . . In his seven NFL seasons, McDuffie has touched the ball 415 times, including 401 receptions . . . Of that total, 288 have been converted into first downs (283 receptions, five rushing) . . . On third down, McDuffie has handled the ball 144 times (143 receptions, one rush), and has accounted for a first down on 117 occasions (116 receptions, one rush):

McDUFFIE'S FIRST DOWN EFFICIENCY

RECEIVING				RUSHING			TOTAL PLAYS		
YEAR	REC.	FIRST DOWNS	PCT.	RUSH.	FIRST DOWNS	PCT.	TOTAL PLAYS	FIRST DOWNS	PCT.
1993	19	16	.842	1	0	.000	20	16	.800
1994	37	28	.757	5	3	.600	42	31	.738
1995	62	51	.823	3	1	.333	65	52	.800
1996	74	50	.676	2	1	.500	76	51	.671
1997	76	50	.658	0	0	.000	76	50	.658
1998	90	59	.656	3	0	.000	93	59	.634
1999	43	29	.674	0	0	.000	43	29	.674
TOTALS	401	283	.706	14	5	.357	415	288	.694

AMONG PUNT RETURN LEADERS: In his career, McDuffie has returned 127 punts for 1,127 yards, an 8.9-yard average, including two touchdowns and a long of 72 . . . His two returns for touchdowns are tied with Tom Vigorito and Freddie Solomon for the most punt returns by a Dolphin in a career . . . Both of McDuffie's returns for scores occurred in 1993, making him the only player in team history to have two punt returns for touchdowns in the same season . . . In addition, his career punt return yardage total is second-most in Dolphins history, trailing only Jake Scott, who amassed 1,330 yards from 1970-75.

1998 – Started all 16 regular season games for the fourth consecutive season . . . Finished the '98 season with a team-leading 90 receptions for 1,050 yards and seven touchdowns . . . His reception and yardage totals both represent personal-highs . . . Also led the NFL in receptions, the first Dolphin ever to lead the league in that category . . . Yardage total ranked seventh in the AFC and 15th in the NFL . . . It also stands as the ninth-highest single-season total in club history . . . Seven receiving scores tied with Oronde Gadsden for the team-lead in both receiving touchdowns and overall touchdowns . . . Also marked the third straight year in which he led the team in receiving, just the second Dolphin to achieve that feat . . . Nat Moore (1974-79) was the first . . . Led the Dolphins in receiving 13 times during the course of the season . . . Recorded four 100-yard receiving games, including three in the regular season and one in the playoffs . . . Also fielded 12 punts for an 11.8-yard average with a long of 39 . . . Was voted as the team's Most Valuable Player for the second consecutive season in 1998 in balloting of the South Florida media . . . Also earned the 1998 Biletnikoff Award for leading the NFL in receptions and was chosen to the All-Madden team, as selected

by FOX-TV broadcaster John Madden . . . Underwent bi-lateral ankle arthroscopies for bone spur removals on January 14, 1999 . . . The surgery was performed by team physician Dr. John Uribe at HealthSouth Doctor's Hospital in Coral Gables . . .

RECEPTIONS: With 90 catches in 1998, McDuffie became team's single-season reception leader, surpassing the previous record of 86, set by Mark Clayton in 1988 . . . He broke Clayton's record in the season finale on December 27 at Atlanta . . . In addition, McDuffie now holds two of the top three single-season receiving figures in Dolphins history and three of the top five . . . McDuffie registered the 300th reception of his NFL career on November 8 against Indianapolis at Pro Player Stadium . . . It came on a 61-yard TD catch from Dan Marino in the first quarter:

MIAMI DOLPHINS SINGLE-SEASON RECEPTION LEADERS

PLAYER	YEAR	RECEPTIONS
1. O.J. McDUFFIE	1998	90
2. Mark Clayton	1988	86
3. O.J. McDUFFIE	1997	76
4. Terry Kirby	1993	75
5. O.J. McDUFFIE	1996	74

RECEIVING YARDAGE: With 1,050 yards receiving in 1998, McDuffie accounted for the first 1,000-yard receiving season in his career . . . His yardage total ranked seventh in the AFC and 15th in the NFL . . . It was the 12th time in Dolphins history (four players) that a player has reached the 1,000-yard receiving mark in a season, and the first since Irving Fryar did it in 1994, when he amassed 1,270 yards . . . McDuffie's yardage figure is the ninth-highest by a Dolphin in a season:

MIAMI DOLPHINS SINGLE-SEASON RECEIVING YARDAGE LEADERS

PLAYER	YEAR	YARDS	PLAYER	YEAR	YARDS
1. Mark Clayton	1984	1,389	6. Mark Clayton	1988	1,129
2. Mark Duper	1986	1,313	7. Mark Duper	1991	1,085
3. Mark Duper	1984	1,306	8. Mark Clayton	1991	1,053
4. Irving Fryar	1994	1,270	9. O.J. McDUFFIE	1998	1,050
5. Mark Clayton	1986	1,150	10. Tony Martin	1999	1,037

TALE OF TWO HALVES: McDuffie emerged over the second half of the 1998 season and recorded 60 receptions for 705 yards and seven touchdowns in the final eight games of the year . . . The following is a comparison of McDuffie's first and second halves of the 1998 regular season:

McDUFFIE BY HALF OF THE 1998 SEASON

	RECEPTIONS	YARDS	AVERAGE	LG	TDs	100-YD. GAMES
Games 1-8	30	345	11.5	41	0	0
Games 9-16	60	705	11.8	61t	7	3

GAME HIGHLIGHTS: Caught two passes for 14 yards and surpassed Duriel Harris into fifth on the team's career receiving list in season-opener at Indianapolis (9/6) . . . Led team with seven receptions for 68 yards in a Monday night game at Jacksonville (10/12) . . . Topped team's receiving chart with six catches for 77 yards vs. New England (10/25) . . . In the process, moved past Tony Nathan into fifth on the Dolphins' all-time receiving yardage list . . . Five of his six receptions went for first downs . . . Led Dolphins in receiving with nine receptions for 132 yards and two touchdowns vs. Indianapolis (11/8) . . . Nine catches tied for his most during the regular season in his career and now is tied for second . . . Yardage total is the third-highest output of his career during the regular season . . . It represented the seventh 100-yard receiving game of his career in the regular season and his eighth overall, including playoffs . . . 117 yards came in the first half, marking the first time that a Dolphin notched 100 receiving yards in a half since McDuffie had 100 yards in the second half on November 23, 1997, at New England . . . Also marked the third multiple-touchdown game of

his career . . . First touchdown of the game came on a 61-yard grab from Dan Marino in the first quarter . . . Not only was it the 300th reception of his career during the regular season, but it was the longest catch of his career, surpassing his previous long of 55, which he accounted for on October 27, 1997, against Chicago . . . Seven of his nine catches were converted into first downs . . . Led Dolphins in receiving and receiving yardage with eight catches for 86 yards in a Monday night game at New England (11/23) . . . Topped Dolphins' receiving chart with nine catches for 102 yards and three touchdowns, marking the first 3-TD game of his career, vs. New Orleans (11/29) . . . Scores came on catches of 22, 7 and 9 yards, all from Dan Marino . . . Nine catches matches the second-highest single-game total of his career . . . It marked the eighth 100-yard receiving game of his career during the regular season and ninth overall, including playoffs . . . The three touchdowns also were a career-high, surpassing his previous best of two, which he had accomplished on three other occasions . . . It was the first time that a Dolphin had three touchdown catches in a game since Mark Ingram grabbed four scores on November 27, 1994, at the N.Y. Jets . . . McDuffie's second touchdown of the game, a seven-yard reception in the fourth quarter, was the 400th touchdown pass in Dan Marino's career . . . His third score of the afternoon, a nine-yarder in the fourth quarter, was the 25th receiving touchdown of his career, tying him with Bruce Hardy for fifth on the Dolphins' all-time list . . . Seven of his nine receptions went for first downs . . . Also returned five punts for 84 yards, a 16.8-yard average, including a long of 39, the longest punt return by a Dolphin in 1998 . . . Led the Dolphins in both receiving and receiving yardage vs. N.Y. Jets (12/13) with 11 catches for 105 yards and a touchdown . . . Eight of his 11 catches went for first downs . . . His touchdown came on a three-yard reception from Dan Marino . . . His reception total marked a new regular season career-high, and matched an overall personal-best that he first set in a First-Round Playoff game at Buffalo on December 30, 1995 . . . Reception total also is the second-highest single-game figure in club history during the regular season, surpassed only by Jim Jensen's 12 catches at New England on November 6, 1988 . . . It marked the ninth 100-yard receiving game of his career during the regular season and his tenth overall, including playoffs . . . His TD catch was the 26th of his career, moving him past Bruce Hardy into sole possession of fifth place on the Dolphins' all-time list . . . Had five catches for 82 yards and a touchdown, which came on a 12-yard grab from Dan Marino, in season finale at Atlanta (12/27) . . . His second catch of the contest, a 28-yard reception on the first play of the second quarter, was his 87th catch of the year, eclipsing Mark Clayton's single-season record for receptions of 86, which he set in 1988 . . . Four of his five catches were converted into first downs . . . Started both playoff games following the 1998 season and led the team with 15 receptions for 171 yards . . . Also returned one punt for 20 yards . . . In a First-Round Playoff game vs. Buffalo (1/2/99), caught six passes for 53 yards, while also adding one punt return for 20 yards . . . In Divisional contest at Denver (1/9/99), registered nine receptions for 118 yards . . . Both figures rank as the second-most of his playoff career, trailing only the 11 catches and 154 yards for which he accounted in a First-Round Playoff contest at Buffalo on December 30, 1995.

1997 — Started all 16 regular season games . . . Led team with 76 catches for 943 yards and one touchdown reception . . . Also advanced a Charles Jordan fumble four yards for a touchdown at N.Y. Jets (10/12) . . . Reception total ranked fifth in the AFC and 11th in the NFL, while receiving yardage figure was 11th in the conference . . . Both totals represented single-season career-highs to that point, surpassing his previous bests of 74 catches and 918 yards, both achieved in 1996 . . . Led Dolphins in receiving a total of 11 times and receiving yardage on seven occasions . . . Also returned two punts for four yards on the season . . . Was voted as an offensive captain in a vote of his teammates on November 5 . . . Was selected as the team's 1997 Most Valuable Player in a vote of South Florida media, becoming only the second wide receiver in franchise history to receive the award (Paul Warfield was co-MVP for the 1970 season) . . . Underwent surgery to repair bi-lateral inguinal hernias (double hernia) by Dr. Joseph Diaco at St. Joseph's Hospital in Tampa, Fla., on May 6, 1997 . . . Led the Dolphins with eight catches for 135 yards vs. Tennessee (9/7) . . . Eight catches marked his second-highest output of the season . . . His 135 yards is the second-highest regular season output of his career and third overall . . . Fourth reception in the game marked the 200th of his career during the regular season, the tenth Dolphins player to achieve that plateau . . . Hauled in six passes for 55 yards, including a one-yard TD grab, his only touchdown reception of the year, at Tampa Bay (9/21) . . . Moved ahead of Howard Twilley into ninth on the Dolphins' all-time reception list . . . Amassed five catches for 86 yards vs. Kansas City (10/5) . . . Had four catches for 55 yards at N.Y. Jets (10/12) . . . Also scored a touchdown on a fumble recovery, scooping up a Charles Jordan fumble following a 22-yard reception from Dan Marino, and taking it in four yards for the score . . . Marked his first career fumble recovery for a touchdown . . . Moved past Jim Kiick into eighth on the Dolphins' all-

time reception chart . . . Led Dolphins with seven catches for 77 yards at Baltimore (10/19) . . . Moved past Jim Jensen into seventh on the club's all-time receiving list . . . Totaled a team-high seven catches for 137 yards vs. Chicago (10/27) . . . Yardage figure is his highest during the regular season, and second overall including postseason . . . Had a season-long 55-yard catch, from Dan Marino, in the game as well . . . Put together his third 100-yard receiving game of the season with nine receptions for 110 yards at New England (11/23) . . . Moved past Irving Fryar into seventh on the Dolphins' all-time receiving yardage chart . . . Had four catches for 34 yards at Oakland (11/30), and moved ahead of Bruce Hardy into sixth place on the Dolphins' all-time reception list . . . Had four receptions for 44 yards vs. Detroit (12/7), marking the 44th straight game in which he had caught a pass, surpassing Mark Duper and Keith Byars for the second-longest streak in team history . . . Had four catches for 48 yards in season finale vs. New England (12/22), and in the process overtook Paul Warfield for sixth place on the Dolphins' all-time receiving yardage chart . . . Started in First-Round Playoff contest at New England (12/28) . . . Caught three passes for six yards . . . Also fielded four punts for 34 yards with a long return of 12.

1996 – Started all 16 games . . . Finished as club's leading receiver with 74 catches for 918 yards and eight touchdowns . . . His 74 catches and his 918 yards in receptions both represent the third-highest single-season totals of his career . . . In addition, his 74 catches is the fifth highest single-season total in Dolphins history . . . McDuffie finished ranked tenth in the AFC and 19th in the NFL in receiving and was 13th in the AFC in reception yardage . . . Also finished seventh in the AFC with a punt return average of 9.6 yards per return, with 212 yards on 22 returns with a long of 19 . . . Led the Dolphins in receptions ten times and in receiving yardage six times . . . Tied for team-lead with three catches for 30 yards and scored first TD reception of season on a five-yard grab at Arizona (9/8) . . . Led Dolphins in receiving and reception yardage at Philadelphia (10/20) with seven catches for 121 yards and two touchdowns . . . His two touchdown catches against the Eagles came on a 24-yard pass from Craig Erickson and a 17-yard pass from Bernie Kosar . . . It was second time in his career he had two touchdown receptions in a single game (having also caught two TD passes on November 26, 1995 at Indianapolis) . . . Also caught a 36-yard pass in the Eagles contest, tied for his longest catch of the year . . . Led Miami in both receptions and yardage with five for 84 yards, including a 29-yard touchdown reception, at New England (11/3) . . . Led Miami in both receiving and in reception yardage at Indianapolis (11/10) with six catches for 106 yards and one touchdown, coming on a 12-yard pass from Dan Marino . . . His season-long 36-yard reception from Dan Marino in the second quarter put Marino over 50,000 yards passing for his career . . . Caught a season-high eight passes, at Houston (11/17) . . . His eight catches, along with his 86 yards, both led the Dolphins that day . . . Closed out the year by catching a TD pass in each of Miami's final two games (vs. Buffalo 12/16 and at N.Y. Jets 12/22) . . .

CLUTCH CATCHES: In 1996, McDuffie caught 26 passes for 351 yards on third down . . . In addition, four of his eight touchdown receptions on the year occurred on third down . . . His 26 third-down catches were the third-most in the AFC and tied for sixth in the NFL in 1996 . . . His 51 total first downs (50 receptions) tied for 19th in the AFC, and were eighth among conference wide receivers.

1995 – Started all 16 regular season games and one playoff contest . . . Finished with 62 receptions for 819 yards and eight touchdowns . . . Ranked 13th in AFC in receptions and 13th in AFC in receiving yards and finished second on club in receiving and reception yardage . . . Ranked third on team in scoring with 50 points on eight touchdowns and one two-point conversion . . . Led club in both punt returns, with an average of 6.8 yards per return, and kickoff returns, with an average of 24.5 yards per return . . . Ranked seventh in AFC and tied for ninth in NFL in kickoff returns . . . Led Dolphins in receptions four times and in reception yardage five times . . . Voted by South Florida media as club's Outstanding Receiver for first time in career . . . Had five catches for 54 yards, including a game-winning 16-yard touchdown reception with 1:03 left in game to put team ahead 26-23, at Cincinnati (10/1) . . . Led club in both receptions and receiving yardage at New Orleans (10/15) with seven catches for 86 yards and a touchdown . . . Had three receptions for 46 yards with a touchdown and added one rush for 11 yards, his first rushing attempt of season, against New England (11/12) . . . Notched six catches for 66 yards against San Francisco (11/20) with one touchdown, quarterback Dan Marino's 342nd TD pass of career, tying him with Fran Tarkenton for first place on NFL's all-time list . . . His touchdown against the 49ers was the fourth of season, a new career-high at that point . . . Led club with six catches for 76 yards and two touchdowns at Indianapolis (11/26), marking first game of career with two or more touchdown receptions . . . Had regular-season-high 96 receiving yards on six catches against

Atlanta (12/3) . . . Scored a touchdown to go along with four catches for 34 yards against Kansas City (12/11) . . . Concluded regular season at St. Louis (12/24) with three catches for 61 yards and one touchdown, including season-long 48-yard reception . . . Started First-Round Playoff game at Buffalo (12/30) . . . Established team playoff record with 11 receptions for 154 yards . . . His 11 receptions broke old playoff mark of ten established twice by running back Tony Nathan, who caught ten passes in Super Bowl XIX versus San Francisco (1/20/85) and in AFC Divisional Playoff game against Cleveland (1/4/86) . . . His 154 receiving yards broke old playoff mark of 148 yards, set by wide receiver Mark Duper in Divisional Playoff versus Pittsburgh (1/6/85) . . . His 280 combined yards (154 receiving, nine rushing, 12 punt returns and 105 kickoff returns) set an all-time Dolphins postseason mark and is second all-time in club history, behind Mercury Morris' 302 total yards (89 rushing, 68 receiving, 145 kick/punt returns) at Baltimore on Nov. 1, 1970 . . . After a fourth quarter touchdown by running back Terry Kirby, caught first two-point conversion in team playoff history.

1994 – Played in 15 games with three starts in the regular season and started both playoff contests . . . Finished with 37 catches for 488 yards and three touchdowns . . . Added five rushes for 32 yards . . . Ranked fifth on team in receptions and fourth in reception yards . . . Averaged 7.1 yards per return on 32 punt returns and 21.3 yards per return on 36 kickoff returns . . . Caught one pass for 21 yards in season opener against New England (9/4) before suffering strained right knee . . . Was inactive at Green Bay (9/11) due to knee injury . . . Had two catches for 38 yards and first NFL touchdown reception, at Minnesota (9/25) . . . Caught two passes for 21 yards and a touchdown at Buffalo (10/9) . . . Had seven receptions for 108 yards and a touchdown against Indianapolis (11/6) . . . Made first NFL start, against Chicago (11/13), and had two catches for 43 yards and a forced fumble following a Donnell Woolford interception of a Dan Marino pass (recovered by teammate Keith Sims to give ball back to Miami) . . . Tied for team lead with five catches for 66 yards and added one rush for five yards against Kansas City (12/12) . . . Started both playoffs contests . . . Finished with seven catches for 71 yards . . . Had two receptions for 25 yards and added one rush for 19 yards in First-Round Playoff game against Kansas City (12/31) . . . Posted five catches for 46 yards in Divisional Playoff contest at San Diego (1/8/95).

1993 – Saw action in all 16 games as a rookie . . . Finished with 19 catches for 197 yards . . . Had an exceptional season as both a kickoff and punt returner . . . Selected by WIOD Radio as Miami's Outstanding Special Teams Player . . . Had 28 punt returns for 317 yards for an average of 11.3 yards per return and two touchdowns . . . Also had 32 kickoff returns for 755 yards for an average of 23.6 yards per return . . . Made Dolphins debut in season opener at Indianapolis (9/5) with one kickoff return for 21 yards and three punt returns for 15 yards, but fumbled first career punt return and the ball was recovered by Rodney Culver who returned it 56 yards for a touchdown . . . Recorded first receptions of NFL career, against Washington (10/4), with two catches for 23 yards . . . Had four punt returns for 86 yards and scored on 71-yard punt return for a touchdown against Indianapolis (10/24) . . . McDuffie's average of 21.5 yards per punt return set a new Dolphins club record (which he later broke with a 22.8 avg. on December 13, 1993 against Pittsburgh) for the highest punt return average in a single game, breaking the former record of 18.8 yards per return, which was set by Charlie Babb on November 23, 1975, against Baltimore (four returns for 75 yards) . . . McDuffie became the first Dolphin to return a punt for a touchdown since Scott Schwedes had a 70-yard punt return for a TD at Indianapolis on December 17, 1989 . . . Caught two passes for 18 yards and returned five punts for 114 yards with a 72-yard touchdown return in a Monday night game against Pittsburgh (12/13) . . . It was the fifth longest punt return in Dolphins history and McDuffie's second punt return for a touchdown of the season (the other came on a 71-yard punt return against Indianapolis on Oct. 24, 1993) . . . He became the first Dolphin in club history to return two punts for a touchdown in the same season . . . McDuffie's average of 22.8 yards per return against the Steelers broke his own club record for the highest punt return average in a single game, which he had set earlier on Oct. 24, 1993, vs. Indianapolis (21.5 on four returns for 86 yards) . . . Had a season-high three catches for 41 yards against Buffalo (12/19) . . . Recorded two catches for 18 yards and added five kickoff returns for 132 yards, including a 48-yard return, at San Diego (12/27) . . . First-round draft choice (25th overall) of Miami in 1993 . . .

AMONG RETURN LEADERS: Led the Dolphins in both punt and kickoff returns . . . Finished fourth in the AFC and sixth in the NFL in punt returns with an average of 11.3 yards per return (317 yards on 28 returns) . . . Ranked second in the AFC and sixth in the NFL in kickoff returns with an average of 23.6 yards per return . . . Was the only player in the AFC to rank in the top five in both kickoff returns and punt returns . . . Scored two touchdowns on punt returns, which tied three others for the most in NFL in 1993 . . . Became the first player

in Dolphins history to score two punt return touchdowns in a season . . . Tied team record with Freddie Solomon (1975-77) and Tom Vigorito (1981-85) as only Dolphins players to return two punts for touchdowns in a career . . . Set Dolphins single-season record for fair catches on punt returns with 22, which eclipsed former record of 18 held by Jake Scott in 1971 . . . Had an average of 22.8 yards per punt return against Pittsburgh (12/13) with five returns for 114 yards, which broke his own club record for the highest punt return average in a single game of 21.5, which he had set against Indianapolis on October 24, 1993, with four returns for 86 yards.

COLLEGE

Four-year letterman (1988-89, 1991-92) and two-year starter at Penn State . . . Posted career statistics of 125 catches for 1,988 yards (15.9 avg.) and 16 scores . . . Added 33 rushes for 330 yards (10.0 avg.) and a TD . . . Also returned 84 punts for 1,059 yards (12.6 avg.) and three touchdowns and 24 kickoffs for 488 yards for a 20.3 average . . . Named first-team All-America by numerous publications as a senior . . . Became school's first consensus All-America since linebacker Shane Conlan and running back D.J. Dozier in 1986 . . . Caught 63 passes for 977 yards (15.5 avg.) and nine scores and added 133 yards on seven carries . . . Returned 30 punts for 398 yards (13.3 avg.) and 14 kickoffs for 323 yards (23.1 avg.) . . . His 1,831 all-purpose yards topped school's all-time single-season record of 1,772 total yards by Blair Thomas in 1987 . . . Caught 46 passes for 790 yards (17.2 avg.) and six touchdowns as a redshirt junior . . . Added seven rushes for 102 yards (14.6 avg.) and a score . . . Also had 33 punt returns for 358 yards (10.8 avg.) and two TDs and five kickoff returns for 117 yards (23.4 avg.) and a long of 49 yards . . . Tied former Dolphins player Jimmy Cefalo's school record of two punt returns for touchdowns in a season . . . Averaged 124.3 all-purpose yards per game . . . Received a medical redshirt in 1990 . . . Caught one pass for 15 yards . . . Had two punt returns for 25 yards vs. Texas . . . Played as reserve receiver as a sophomore in 1989 . . . Caught 11 passes for 164 yards (14.9 avg.) and a score . . . Added 17 carries for 88 yards . . . Ranked seventh in nation in punt returns with 19 returns for 278 yards (14.6 avg.) and a score . . . Saw limited action as a freshman in 1988 . . . Caught four passes for 42 yards . . . Added one rush for six yards . . . Holds B.A. in labor and industrial relations.

PERSONAL

Single, resides in Plantation, Fla . . . Played one season of baseball at Penn State (1990) . . . Batted .336 with 43 hits, 23 runs scored, 17 RBIs and tied school's season records with a hit in 18 straight games and stealing 20 of 21 bases . . . All-America choice by USA Today as a senior at Hawken High School in Gates Mills, Ohio as a wide receiver and running back . . . Rushed for 1,834 yards on 261 carries and caught 45 passes for 633 yards and scored 28 touchdowns as a senior . . . Also lettered in baseball in high school by belting ten home runs and hitting .539 as a senior . . . Participated in public service announcement by the South Florida Transplant Foundation for organ donation awareness . . . Has participated in events benefiting the Cystic Fibrosis Foundation . . . Assisted in building a house in Little Haiti for Habitat for Humanity during the 1999 offseason . . . Hosted the O.J. McDuffie Charity Golf Tournament in 1999 and 2000 in Fort Lauderdale . . . Serves as the Dolphins representative for the United Way public service announcement in 2000 . . . Lists "Lion King" as favorite movie, "Martin" as favorite television show, "The Iliad" as favorite book . . . Named O.J. by grandmother after one of her favorite players, former Buffalo great O.J. Simpson . . . Started his own website for fans last year located at www.ojmcduffie81.com . . . This past offseason, flew with the U.S. Navy's Blue Angels as part of the Ft. Lauderdale Air and Sea Show . . . Full name is Otis James McDuffie, born December 2, 1969, in Marion, Ohio.

NFL REGULAR SEASON STATISTICS

YEAR	TEAM	G-S	NO.	RECEIVING				ATT.	RUSHING			TD
				YDS.	AVG.	LG	TD		YDS.	LG	TD	
1993	Miami	16-0	19	197	10.4	18	0	1	-4	-4	0	
1994	Miami	15-3	37	488	13.2	30	3	5	32	12	0	
1995	Miami	16-16	62	819	13.2	48	8	3	6	11	0	
1996	Miami	16-16	74	918	12.4	36	8	2	7	7	0	
1997	Miami	16-16	76	943	12.4	55	1	0	0	0	0	
1998	Miami	16-16	90	1050	11.7	61t	7	3	11	5	0	
1999	Miami	12-10	43	516	12.0	34	2	0	0	0	0	
7-YEAR TOTALS		107-77	401	4931	12.3	61t	29	14	52	12	0	

NFL PLAYOFF STATISTICS

YEAR	TEAM	G-S	NO.	RECEIVING				ATT.	RUSHING			TD
				YDS.	AVG.	LG	TD		YDS.	LG	TD	
1994	Miami	2-2	7	71	10.1	17	0	1	19	19	0	
1995	Miami	1-1	11	154	14.0	31	1	1	9	9	0	
1997	Miami	1-1	3	6	2.0	5	0	0	0	0	0	
1998	Miami	2-2	15	171	11.4	23	0	1	3	3	0	
1999	Miami	2-2	7	101	14.4	27	0	0	0	0	0	
PLAYOFF TOTALS		8-8	43	503	11.7	31	1	3	31	19	0	

ADDITIONAL STATS

Passing: (P-0 for 1, 39.6 rating)

Punt Returns: 28 for 317 yards, 22 FC, 11.3 avg., long 72t, 2 TDs in 1993; 32 for 228 yards, 15 FC, 7.1 avg., long 26 in 1994; 24 for 163 yards, 12 FC, 6.8 avg., long 24 in 1995; 22 for 212 yards, 24 FC, 9.6 avg., long 19 in 1996; 2 for 4 yards, 1 FC, 2.0 avg., long 3 in 1997; 12 for 141 yards, 8 FC, 11.8 avg., long 39 in 1998, 7 for 62 yards, 8 FC, 8.9 avg., long 21 in 1999 for total of 127 for 1,127 yards, 90 FC, 8.9 avg., long 72t, 2 TDs (P-8 for 103 yards, 7 FC, 12.9 avg., long 23)

Kickoff Returns: 32 for 755 yards, 23.6 avg., long 48 in 1993; 36 for 767 yards, 21.3 avg., long 46 in 1994; 23 for 564 yards, 24.5 avg., long 57 in 1995, 1 for 17 yards in 1999 for total of 92 for 2,103 yards, 22.9 avg., long 48 (P-10 for 249 yards, 24.9 avg., long 42)

Miscellaneous Tackles: 1 in 1993, 3 in 1994, 3 in 1995, 1 in 1996, 2 in 1997, 2 in 1998 for total of 12 (P-1)

Forced Fumbles: 1 in 1994

Fumbles Recovered: 1 in 1995, 1 for 4 yards, 1 TD in 1997 for total of 2 for 4 yards, 1 TD

Two-Point Conversions: 1 in 1995 (P-1)

SINGLE-GAME HIGHS

Most Receptions:	*11	at Buffalo, 12/30/95
	11	vs. N.Y. Jets, 12/13/98
	9	at New England, 11/23/97
	9	vs. Indianapolis, 11/8/98
	9	vs. New Orleans, 11/29/98
Most Receiving Yards:	*9	at Denver, 1/9/99
	*154	at Buffalo, 12/30/95
	137	vs. Chicago, 10/27/97
	135	vs. Tennessee, 9/7/97
	132	vs. Indianapolis, 11/8/98
Most TD Receptions:	121	at Philadelphia, 10/20/96
	3	vs. New Orleans, 11/29/98
	2	at Indianapolis, 11/26/95
	2	at Philadelphia, 10/20/96
	2	vs. Indianapolis, 11/8/98
Longest Receptions:	61t	vs. Indianapolis, 11/8/98
	55	vs. Chicago, 10/27/97
	50	vs. Tennessee, 9/7/97
	48	at St. Louis, 12/24/95
	41	at Buffalo, 11/1/98

100-YARD RECEIVING GAMES (11)

DATE	OPPONENT	NO.	YDS.	LG	TD
11/6/94	Indianapolis	7	108	28t	1
12/30/95	*at Buffalo	11	154	31	1
10/20/96	at Philadelphia	7	121	36	2
11/10/96	Indianapolis	6	106	36	1
9/7/97	Tennessee	8	135	50	0
10/27/97	Chicago	7	137	55	0
11/23/97	at New England	9	110	27	0
11/8/98	Indianapolis	9	132	61t	2
11/29/98	New Orleans	9	102	22t	3
12/13/98	N.Y. Jets	11	105	20	1
1/9/99	*at Denver	9	118	23	0


* Playoff Game

RECEIVING BREAKDOWN

	1999						CAREER					
	G	NO	YDS	AVG	LG	TD	G	NO	YDS	AVG	LG	TD
Buffalo	2	9	85	9.4	21	1	14	45	550	12.2	41	3
Indianapolis	1	4	42	10.5	15	0	13	49	659	13.4	61	6
Miami	-	-	-	-	-	-	-	-	-	-	-	-
New England	2	4	25	6.3	12	0	14	45	561	12.5	34	2
N.Y. Jets	1	7	79	11.3	24	0	13	49	554	11.3	29	2
AFC East	6	24	231	9.6	24	1	54	188	2324	12.4	61	13
Baltimore	-	-	-	-	-	-	1	7	77	11.0	18	0
Cincinnati	-	-	-	-	-	-	2	5	54	10.8	16	1
Cleveland	-	-	-	-	-	-	1	2	27	13.5	16	0
Jacksonville	-	-	-	-	-	-	1	7	68	9.7	15	0
Pittsburgh	-	-	-	-	-	-	5	18	202	11.2	35	1
Tennessee	1	4	41	10.3	20	0	3	20	262	13.1	50	0
AFC Central	1	4	41	10.3	20	0	13	59	690	11.7	50	2
Denver	1	4	54	13.5	28	1	2	10	111	11.1	28	1
Kansas City	-	-	-	-	-	-	4	14	186	13.3	25	1
Oakland	1	2	54	27.0	34	0	5	18	187	10.4	34	0
San Diego	1	1	10	10.0	10	0	3	4	35	8.8	11	0
Seattle	-	-	-	-	-	-	1	3	34	11.3	20	0
AFC West	3	7	118	16.9	34	1	15	49	553	11.3	34	2
AFC Total	10	35	390	11.1	34	2	82	296	3567	12.1	61	17
Arizona	1	4	85	21.3	34	0	2	7	115	16.4	34	1
Dallas	-	-	-	-	-	-	2	5	42	8.4	14	0
N.Y. Giants	-	-	-	-	-	-	2	4	35	8.8	15	0
Philadelphia	1	4	41	10.3	16	0	3	12	173	14.4	36	2
Washington	-	-	-	-	-	-	1	2	23	11.5	15	0
NFC East	2	8	126	15.8	34	0	10	30	388	12.9	36	3
Chicago	-	-	-	-	-	-	2	9	180	20.0	55	0
Detroit	-	-	-	-	-	-	2	8	64	8.0	19	0
Green Bay	-	-	-	-	-	-	1	4	36	9.0	15	0
Minnesota	-	-	-	-	-	-	1	2	38	19.0	26	1
Tampa Bay	-	-	-	-	-	-	1	6	55	9.2	13	1
NFC Central	-	-	-	-	-	-	7	29	373	12.9	55	2
Atlanta	-	-	-	-	-	-	2	11	178	16.2	30	1
Carolina	-	-	-	-	-	-	1	7	96	13.7	25	0
New Orleans	-	-	-	-	-	-	2	16	188	11.8	22	4
St. Louis	-	-	-	-	-	-	2	6	75	12.5	48	1
San Francisco	-	-	-	-	-	-	1	6	66	11.0	22	1
NFC West	-	-	-	-	-	-	8	46	603	13.1	48	7
NFC Total	2	8	126	15.8	34	0	25	105	1364	13.0	55	12
Home	7	28	325	11.6	34	1	55	217	2630	12.1	61	14
Road	5	15	191	12.7	34	1	52	184	2301	12.5	48	15
1st Down	12	9	125	13.9	28	0	107	127	1628	12.8	41	7
2nd Down	12	19	217	11.4	34	1	107	128	1580	12.3	61	6
3rd Down	12	14	164	11.7	34	1	107	141	1675	11.9	48	16
4th Down	12	1	10	10.0	10	0	107	5	48	9.6	14	0

RECEIVING BREAKDOWN

	1999						CAREER					
	G	NO	YDS	AVG	LG	TD	G	NO	YDS	AVG	LG	TD
1st Half	12	22	286	13.0	34	0	107	199	2546	12.8	61	12
2nd Half	12	21	230	10.9	34	2	107	200	2350	11.8	50	17
Overtime	-	-	-	-	-	0	6	2	35	17.5	25	0
Grass	10	37	453	12.2	34	2	75	302	3593	11.9	61	18
Turf	2	6	63	10.5	15	0	32	99	1338	13.5	48	11
Aug./Sept.	2	8	139	17.3	34	1	22	67	886	13.2	50	4
October	5	20	221	11.1	34	1	29	105	1302	12.4	55	6
November	3	7	67	9.6	20	0	30	124	1514	12.2	61	13
Dec./Jan.	2	8	89	8.9	24	0	26	105	1229	11.7	48	6
Games 1-8	8	32	401	12.5	34	2	55	186	2301	12.4	55	10
Games 9-16	4	11	115	10.5	24	0	52	215	2630	12.2	61	19
Wins	9	27	352	13.0	34	1	62	219	2667	12.2	61	14
Losses	3	16	164	10.3	24	1	45	182	2264	12.4	55	15
Ties	-	-	-	-	-	-	-	-	-	-	-	-



KEVIN McKENZIE

5-9 • 190

Wide Receiver

Born: 9/20/75

College: Washington State '98

Acquired: FA, 1999 • Signed Through: 2000

NFL: Third Season • Dolphins: Second Season

#82

PRO CAREER

1999 – Went to training camp with Philadelphia and was waived by the Eagles on August 31 . . . Was claimed by Miami and then released by the Dolphins on September 5 . . . Was signed to the Dolphins' practice squad on September 7 and spent each of the first 15 weeks of the season there . . . Was signed to the 53-man roster on December 29, and saw action in a reserve role in season finale at Washington (1/2/00) when he caught two passes for 18 yards with a long of 13 . . .

PLAYOFFS: Was inactive for both of Miami's playoff games following the 1999 season.

1998 – Went to training camp with San Francisco as an undrafted rookie free agent . . . Spent the first 12 weeks of the season on the 49ers' practice squad before being signed to Philadelphia's 53-man roster on December 1 . . . Was inactive for each of his four games as a member of the Eagles' roster.

COLLEGE

Caught 86 passes for 1,537 yards in two seasons at Washington State (1996-97) . . . Reception total ranks ninth on the Cougars' career chart . . . Was a first-Team All-Pac 10 selection as a senior when he recorded a team-high 55 receptions for 911 yards and a school-record 11 touchdowns . . . Spent two years (1994-95) at Long Beach City (Calif.) Community College before transferring to Washington State . . . Majored in communications.

PERSONAL

Single, resides in Davie, Fla . . . Prepped at Wilson High School in Long Beach, Calif., where he was the team MVP and a two-time Long Beach Press Telegram Dream Team selection . . . Enjoys chess, crossword puzzles and swimming in his spare time . . . Assisted in building a house in Liberty City for Habitat for Humanity this past offseason . . . Full name is Kevin Eugene McKenzie, born September 20, 1975 in Los Angeles, Calif.

NFL REGULAR SEASON STATISTICS

YEAR	TEAM	G-S	NO.	RECEIVING				ATT.	RUSHING			
				YDS.	AVG.	LG	TD		YDS.	LG	TD	
1998	Philadelphia	0-0	0	0	0.0	0	0	0	0	0	0	0
1999	Miami	1-0	2	18	9.0	13	0	0	0	0	0	0
2-YEAR TOTALS		1-0	2	18	9.0	13	0	0	0	0	0	0

KENNY MIXON

6-4 • 285

Defensive End

Born: 5/31/75

College: Louisiana State '98

Acquired: D2b, 1998 • Signed Through: 2001

NFL: Third Season • Dolphins: Third Season

#79

PRO CAREER

1999 – Appeared in 11 regular season contests, including two starts . . . Recorded 14 tackles (nine solo) on the year . . . Started two of the first three games of the season at left defensive end . . . Had two tackles in season-opener at Denver (9/13) and a pair vs. Buffalo (10/4) . . . Was inactive vs. Arizona (9/19) and at Indianapolis (10/10) with a sprained left ankle sustained in the Broncos game . . . Was inactive for games 5-7 with multiple contusions sustained in a motorcycle accident . . . Returned to action vs. Tennessee (11/7) and posted one stop . . . Tallied a season-high six tackles the following week at Buffalo (11/14) . . .

PLAYOFFS: Saw action in both playoff games following the 1999 season in a reserve role . . . Recorded three tackles, including a sack, which came in Divisional contest at Jacksonville (1/15/00) . . . In his career, has appeared in four playoff games with two starts . . . Has accumulated nine total tackles and one sack for seven yards lost.

1998 – Started all 16 regular season games, 15 at left defensive end and one on the right side . . . Also opened both playoff games at right end . . . Finished the regular season with 51 total tackles and two sacks . . . Tackle total ranked tenth on the squad . . . Mixon became the first Dolphins rookie defensive lineman to start every regular season game since Bob Baumhower and A.J. Duhe both opened all 14 regular season contests in 1977 (John Bosa started all 12 non-strike games as a rookie in 1987) . . . Made NFL debut in a starting role at Indianapolis (9/6) and had four tackles . . . Recorded a season-high seven stops at N.Y. Jets (10/4) . . . Had three tackles, including a seven-yard sack of QB Mark Brunell, in a Monday night game at Jacksonville (10/12), marking the first sack of his NFL career . . . Was credited with three tackles vs. New England (10/25), when he was awarded a defensive game ball . . . Registered two tackles, including a sack, vs. New Orleans (11/29) . . . Tied for second on the team with seven tackles in season finale at Atlanta (12/27) . . . Started both playoff games following the 1998 season at right end . . . Tallied six tackles and a pass defended . . . Made NFL postseason debut in a starting role in First-Round matchup vs. Buffalo (1/2/99) . . . Registered three tackles and a pass defended . . . Second-round draft choice (49th overall) of Miami in 1998 . . .

ROOKIE SACK TANDEMS: When Mixon's sack total is combined with fellow rookie lineman Lorenzo Bromell's eight, Miami had the top rookie sack tandem in the NFL in 1998:

TOP NFL ROOKIE SACK TANDEM IN 1998

TEAM	PLAYER	SACKS	PLAYER	SACKS	TOTAL
MIAMI	LORENZO BROMELL	8.0	KENNY MIXON	2.0	10.0
Green Bay	Vonnie Holiday	8.0	Billy Lyon	1.0	9.0
Dallas	Greg Ellis	3.0	Michael Myers	3.0	6.0
Cincinnati	Brian Simmons	3.0	Takeo Spikes	2.0	5.0

Only one tandem per team is included, therefore top tandems do not include Jude Waddy of Green Bay (1.0) and Steve Foley of Cincinnati (2.0).

POSTSEASON HONORS: Was an All-Rookie selection by Football News and Football Digest.

COLLEGE

Was a four-year letterman at LSU (1994-97) . . . Played in 30 games with 14 starts in his four-year career, and posted 100 total tackles, ten sacks, a fumble recovery and a forced fumble . . . Started all 11 contests at right end his senior season and notched a career-high 60 tackles, including seven sacks and 14 stops behind the line of scrimmage . . . As a redshirt freshman in 1994, returned a blocked punt 23 yards for a touchdown against Mississippi . . . Majored in general studies.

PERSONAL

Single, resides in Weston, Fla . . . Named all-state, all-district and district most valuable player, and Central Louisiana Player of the Year as a senior at Pineville (La.) High School . . . Recorded 198 tackles, four fumble recoveries, four forced fumbles and four blocked kicks as a senior . . . Lettered three times in track, where he competed in the hurdles and the shot put . . . Has participated in events benefiting the Cystic Fibrosis Foundation . . . Assisted in building a house in Liberty City for Habitat for Humanity this past offseason . . . Enjoys fishing in his spare time . . . Lists "Scarface" as favorite movie, "Martin" as favorite television show, and Master P as favorite recording artist . . . Full name is Kenneth Jermaine Mixon, born May 31, 1975, in Sun Valley, Calif.

NFL REGULAR SEASON STATISTICS

YEAR	TEAM	G-S	TACK.	ASST.	TOTAL	FUM. REC.	FOR. FUM.	QB SACK	YDS LOST
1998	Miami	16-16	30	21	51	0	0	2	13.0
1999	Miami	11-2	9	5	14	0	0	0	0.0
2-YEAR TOTALS		27-18	39	26	65	0	0	2	13.0

NFL PLAYOFF STATISTICS

YEAR	TEAM	G-S	TACK.	ASST.	TOTAL	FUM. REC.	FOR. FUM.	QB SACK	YDS LOST
1998	Miami	2-2	5	1	6	0	0	0	0.0
1999	Miami	2-0	2	1	3	0	0	1	7.0
PLAYOFF TOTALS		4-2	7	2	9	0	0	1	7.0

ADDITIONAL STATS


Blocked Field Goal: 1 in 1998

Passes Defensed: (P-1)



DOLPHIN FACT

The Dolphins hold the NFL record for most consecutive home games won. Miami won 27 straight regular-season home games (31 overall) at the Orange Bowl from 1971-74.



RICH OWENS

6-6 • 275

Defensive End

Born: 5/22/72

College: Lehigh '95

Acquired: UFA (Wash.), 1999 • Signed Through: 2000

NFL: Sixth Season • Dolphins: Second Season

#96

PRO CAREER

1999 – Signed a two-year contract with the Dolphins as an Unrestricted Free Agent from Washington on March 16, 1999 . . . Played in all 16 regular season games, including 14 starts, 13 at left defensive end and one on the right side, in his first season with the Dolphins . . . Finished the season with 74 total tackles (51 solo), 8.5 sacks for 61 yards lost, two forced fumbles, one fumble recovery and five passes defended . . . Sack total led the team while his 74 tackles ranked fifth on the club and were first among linemen . . . Sack figure also marked the second-highest total of his career, trailing only the 11 for which he accounted in 1996 as a member of the Redskins . . . Recorded three tackles, including his first sack as a Dolphin, in season-opener at Denver (9/13) . . . The sack which resulted in an 18-yard loss, caused Broncos QB Brian Griese to fumble, and Jason Taylor recovered the loose ball and returned it four yards for a touchdown . . . Tied for the team-lead with a season-high nine tackles vs. Buffalo (10/4) . . . Recorded five tackles and a sack at Indianapolis (10/10) . . . Notched four stops and a sack vs. Tennessee (11/7) . . . Had six tackles, including a season-high 1.5 sacks, vs. New England (11/21), marking the first of five straight games (games 11-15) in which he had at least a half-sack . . . Matched his season-best with nine tackles, to go along with a sack, at Dallas (11/25) . . . Tied for team-lead with eight tackles, including a half-sack, at N.Y. Jets (12/12) . . . Registered four tackles and tied a season-high with 1.5 sacks vs. San Diego (12/19) . . . Recorded a sack of Chargers QB Jim Harbaugh with 5:47 left in the game that forced the ball loose and was recovered by Brock Marion, leading to Olindo Mare's game-winning field goal in a 12-9 victory . . . Over this five-game span, came up with a total of 5.5 sacks . . .

PLAYOFFS: Started both playoff games following the 1999 season, the first two of his NFL career . . . Totaled eight tackles, including 1.5 sacks for eight yards lost . . . Posted five tackles and a sack in First-Round victory at Seattle (1/9/00).

1998 – Spent the entire 1998 season on the Redskins' Injured Reserve list . . . Sustained a torn anterior cruciate ligament in his left knee during the second preseason game, at Tennessee (8/15) . . . Underwent reconstructive surgery to repair the damage . . . Was placed on I/R on August 25.

1997 – Played in all 16 games, starting 15 of them at right tackle . . . Finished the year with 61 total tackles, 3.5 sacks, a fumble recovery, a forced fumble and a career-best nine passes defended . . . Tackle total ranked eighth on the club, while 3.5 sacks were fifth-most . . . Amassed a season-high eight tackles in opener at Carolina (8/31) . . . Had five tackles and two passes defended vs. Arizona (9/14) . . . Had his best outing of the season vs. Jacksonville (9/28) when he posted six tackles, two sacks and a pass defended. . . Recovered a fumble vs. Dallas (10/13) that led to a touchdown. . . Did not start at Chicago (11/2) due to recurring back spasms. . . Was credited with seven tackles and a pass defended vs. St. Louis (11/30).

1996 – Started all 16 contests at right defensive end and turned in the most productive season of his NFL career . . . Finished with 73 total tackles, including a team-high 11 sacks, which were the most by a Redskins defensive lineman since Charles Mann tallied 11 in 1991 . . . Tackle total ranked eighth on the team . . . Also forced a team-high three fumbles and batted down two passes on the year. . . Established a career-high with two sacks at N.Y. Giants (9/15) . . . Notched six tackles at St. Louis (9/22) . . . Had five tackles, including a sack, at New England (10/13) . . . Went through a stretch of three games (10-12), where he amassed four sacks . . . Posted four tackles and a sack vs. Arizona (11/10) . . . Came up with seven tackles and a sack at Philadelphia (11/17) . . . Recorded five tackles and a pair of sacks vs. San Francisco (11/24)

... Also had two sacks at Tampa Bay (12/8), giving him six sacks over a five week span.

1995 – Appeared in ten games, starting three of them during his rookie season ... Finished with 34 total tackles, three sacks and a forced fumble ... Did not see action until week seven, at Arizona (10/15), due to a fractured arm sustained in the second preseason game, vs. Houston in Nashville, Tenn. (8/12) ... Registered the first sack of his career, in addition to a forced fumble, vs. Philadelphia (11/26) ... Made first career NFL start, at N.Y. Giants (12/10), in place of an injured Sterling Palmer, and responded with eight tackles and a sack ... Fifth-round draft choice (152nd overall) of Washington in 1995.

COLLEGE

Played four years (1991-94) ... Had his most productive season as a senior when he amassed 36 tackles, five sacks and ten stops behind the line of scrimmage ... Majored in graphic design.

PERSONAL

Single ... Lettered two years as a defensive end and tight end at Lincoln High School in Philadelphia, Pa. ... Served as a team co-captain his senior season ... Also lettered in track and wrestling in high school ... Was very involved in community activities during his tenure in Washington ... Spent a great deal of time speaking to children at area schools ... Assisted in building a house in Liberty City for Habitat for Humanity this past offseason ... Born May 22, 1972 in Philadelphia, Pa.

NFL REGULAR SEASON STATISTICS

YEAR	TEAM	G-S	TACK.	ASST.	TOTAL	FUM. REC.	FOR. FUM.	QB SACK	YDS LOST
1995	Washington	10-3	14	20	34	0	1	3	-
1996	Washington	16-16	40	33	73	0	3	11	-
1997	Washington	16-15	43	18	61	1	1	3½	-
1998	Washington	INJURED RESERVE (knee)							
1999	Miami	16-14	51	23	74	1	2	8½	61.0
5-YEAR TOTALS		58-48	148	94	242	2	7	26	-
MIAMI TOTALS		16-14	51	23	74	1	2	8½	61.0

NFL PLAYOFF STATISTICS

YEAR	TEAM	G-S	TACK.	ASST.	TOTAL	FUM. REC.	FOR. FUM.	QB SACK	YDS LOST
1999	Miami	2-2	7	1	8	0	0	1½	8.0

ADDITIONAL STATS

Passes Defensed: (Washington) 2 in 1996, 9 in 1997, (Miami) 5 in 1999 for total of 16


SINGLE-GAME HIGHS

Most Sacks: 2.0 at N.Y. Giants, 9/15/96
2.0 vs. San Francisco, 11/24/96
2.0 at Tampa Bay, 12/8/96
2.0 vs. Jacksonville, 9/28/97



DOLPHIN FACT

The Dolphins owned a mark of 6-6 (5-3 at home and 1-3 on the road) in 1999 in games where the attendance was greater than 70,000. Overall since the club's inception in 1966, the Dolphins have a 85-59 (.590) record in games where the attendance was greater than 70,000— 63-26 (.708) at home, 23-31 (.426) on the road and 1-2 (.333) in Super Bowls.



ED PERRY

6-4 • 270

Tight End

Born: 9/1/74

College: James Madison '97

Acquired: D6d, 1997 • Signed Through: 2000

NFL: Fourth Season • Dolphins: Fourth Season

#89

PRO CAREER

1999 – Played in all 16 regular season games with one start . . . Caught three passes for eight yards and one touchdown . . . Also served as the long snapper on both punts and placements, and recorded eight tackles on special teams . . . Opened the game as part of a two-tight end set vs. New England (11/21) . . . His entire reception total on the year came vs. N.Y. Jets (12/27) . . . Included in that total was a one-yard scoring reception from Dan Marino . . . The three catches tied for the second-highest single-game receiving total of his career . . .

PLAYOFFS: Saw action in both playoff games following the 1999 season in a reserve capacity . . . Caught one pass for three yards, with that reception coming in First-Round win at Seattle (1/9/00) . . . In his career, has played in five postseason games with one start . . . Has caught three passes for 32 yards with a long of 22.

1998 – Played in 14 regular season games, including five starts, all when the Dolphins opened with two tight ends . . . Was inactive for two games . . . Saw some time as the snapper on punts and placements during the course of the season . . . Registered five special teams tackles on the year . . . Also appeared in both playoff games, with one start . . . Finished the regular season with 25 receptions for 255 yards . . . Both totals ranked fifth on the team . . . Tied for team-lead with two catches, totaling nine yards, in season-opener at Indianapolis (9/6) . . . Caught a career-high four passes for 26 yards vs. Buffalo (9/13) . . . Recorded three receptions for 31 yards with a long of 25 in a Monday night game at Jacksonville (10/12) . . . Was inactive vs. Indianapolis (11/8) and at Carolina (11/15) . . . Grabbed two passes for a career-high 59 yards, including a career-long catch of 46 yards, in Monday night contest at New England (11/23) . . . Hauled in three passes for 42 yards with a long of 22 vs. N.Y. Jets (12/13) . . . Saw action in both playoff games following the 1998 season, starting one of them . . . Totaled two receptions for 29 yards with a long of 22, with all of his playoff stats coming in First-Round win vs. Buffalo (1/2/99) . . . Made initial start of NFL postseason career in Divisional game at Denver (1/9/99), when Troy Drayton was forced to sit out the contest with an ankle injury.

1997 – Played in 16 games during rookie season with four starts, all as part of a two-tight end set . . . Finished with 11 receptions for 45 yards and a touchdown . . . Contributed seven tackles on special teams . . . Was utilized as a fullback during the year as well . . . Also served as the deep snapper on punts and placements over the course of the season . . . Made first NFL start, vs. Kansas City (10/5), when he also caught his first NFL pass, a two-yard reception from Dan Marino . . . Started vs. N.Y. Jets (11/9) and tied for the team-lead with a season-high three catches totaling 19 yards, including a season-long 10-yard grab . . . Was also credited with four special teams tackles in the Jets game . . . Had two catches for four yards, including a three-yard TD grab from Marino, vs. Buffalo (11/17) in front of a Monday night audience . . . It was Perry's first NFL touchdown, and it was Marino's tenth touchdown pass of the season, each to a different receiver, the first time in NFL history the first ten touchdown passes by a quarterback went to ten different receivers . . . With injury to Frank Wainright (pectoral muscle), served as the team's long snapper on punts for the first game of the season and each of the final six regular season games and playoff contest . . . Handled short snapping duties on placements for each of the last two regular season contests and playoff matchup . . . Saw action in a reserve role in First-Round Playoff game at New England (12/28) . . . Did not have any catches . . . Fourth of four sixth-round draft choices by Miami (177th overall) in 1997.

COLLEGE

Was a four-year letterman (1993-96) and three-year starter at James Madison . . . Finished his career with 113 receptions for 1,283 yards and six touchdowns . . . Blocked two punts in his career . . . Was an All-Yankee Conference choice as a senior when he caught 31 passes for 299 yards, and also handled the deep snapping duties for the Dukes . . . Was a first-team all-conference pick as a junior when he totaled 26 catches for 219 yards . . . Was a first-team all-conference pick and a third-team All-America choice by The Sports Network his sophomore season when he put together career-high numbers of 39 receptions for 533 yards and three touchdowns . . . Saw reserve action as a redshirt freshman in 1993 and caught 17 passes for 232 yards and three scores . . . Majored in sociology.

PERSONAL

Single, resides in Weston, Fla. . . Was an all-region and all-state choice as a senior at Highlands Springs High School in Richmond, Va. . . Earned four letters in football and three in basketball . . . Enjoys collecting rubber bands, watching television and playing basketball in spare time . . . Also spends free time cutting hair, including many of his teammates . . . Lists "Major Payne" as favorite movie, "Martin" as favorite television show and Mary J. Blige as favorite recording artist . . . Assisted in building houses in Miami for Habitat for Humanity during each of the last two offseasons . . . Full name is Edward Lewis Perry, Jr., born September 1, 1974 in Richmond, Va.

NFL REGULAR SEASON STATISTICS

YEAR	TEAM	G-S	RECEIVING					RUSHING			
			NO.	YDS.	AVG.	LG	TD	ATT.	YDS.	LG	TD
1997	Miami	16-4	11	45	4.1	10	1	0	0	0	0
1998	Miami	14-5	25	255	10.2	46	0	0	0	0	0
1999	Miami	16-1	3	8	2.7	5	1	0	0	0	0
3-YEAR TOTALS		46-10	39	308	7.9	46	2	0	0	0	0

NFL PLAYOFF STATISTICS

YEAR	TEAM	G-S	RECEIVING					RUSHING			
			NO.	YDS.	AVG.	LG	TD	ATT.	YDS.	LG	TD
1997	Miami	1-0	0	0	0.0	0	0	0	0	0	0
1998	Miami	2-1	2	29	14.5	22	0	0	0	0	0
1999	Miami	2-0	1	3	3.0	3	0	0	0	0	0
PLAYOFF TOTALS		5-1	3	32	10.7	22	0	0	0	0	0

ADDITIONAL STATS

Special Teams Tackles: 7 in 1997, 5 in 1998, 8 in 1999 for total of 20

Miscellaneous Tackles: 1 in 1998

Kickoff Returns: 1 for 7 yards in 1997

Fumble Recoveries: 1 in 1997

SINGLE-GAME HIGHS

Most Receptions:

- 4 vs. Buffalo, 9/13/98
- 3 vs. N.Y. Jets, 11/9/97
- 3 at New England, 11/23/97
- 3 at Jacksonville, 10/12/98
- 3 vs. New England, 10/25/98
- 3 at Oakland, 12/6/98
- 3 vs. N.Y. Jets, 12/13/98
- 3 vs. N.Y. Jets, 12/27/99

Most Receiving Yards:

- 59 at New England, 11/23/98
- 42 vs. N.Y. Jets, 12/13/98
- 31 at Jacksonville, 10/12/98
- *29 at Denver, 1/9/99
- 26 vs. Buffalo, 9/13/98

- Most TD Receptions:

1 vs. Buffalo, 11/17/97

1 vs. N.Y. Jets, 12/27/99
- Longest Receptions:

46 at New England, 11/23/98

25 at Jacksonville, 10/12/98

22 vs. N.Y. Jets, 12/13/98

*22 at Denver, 1/9/99

15 at N.Y. Jets, 10/4/98


15 vs. N.Y. Jets, 12/13/98

* Playoff game

RECEIVING BREAKDOWN													
1999							CAREER						
	G	NO	YDS	AVG	LG	TD	G	NO	YDS	AVG	LG	TD	
Buffalo	2	0	0	0.0	0	0	6	7	38	5.4	14	1	
Indianapolis	2	0	0	0.0	0	0	5	3	19	6.3	10	0	
Miami	-	-	-	-	-	-	-	-	-	-	-	-	
New England	2	0	0	0.0	0	0	6	8	93	11.6	46	0	
N.Y. Jets	2	3	8	2.7	5	1	6	12	88	7.3	22	1	
AFC East	8	3	8	2.7	5	1	23	30	238	7.9	46	2	
Baltimore	-	-	-	-	-	-	1	0	0	0.0	0	0	
Cincinnati	-	-	-	-	-	-	-	-	-	-	-	-	
Cleveland	-	-	-	-	-	-	-	-	-	-	-	-	
Jacksonville	-	-	-	-	-	-	1	3	31	10.3	25	0	
Pittsburgh	-	-	-	-	-	-	1	0	0	0.0	0	0	
Tennessee	1	0	0	0.0	0	0	2	0	0	0.0	0	0	
AFC Central	1	0	0	0.0	0	0	5	3	31	10.3	25	0	
Denver	1	0	0	0.0	0	0	2	2	18	9.0	12	0	
Kansas City	-	-	-	-	-	-	1	1	2	2.0	2	0	
Oakland	1	0	0	0.0	0	0	3	3	19	6.3	8	0	
San Diego	1	0	0	0.0	0	0	1	0	0	0.0	0	0	
Seattle	-	-	-	-	-	-	-	-	-	-	-	-	
AFC West	3	0	0	0.0	0	0	7	6	39	6.5	12	0	
AFC Total	12	3	8	2.7	5	1	35	39	308	7.9	46	2	
Arizona	1	0	0	0.0	0	0	1	0	0	0.0	0	0	
Dallas	1	0	0	0.0	0	0	1	0	0	0.0	0	0	
N.Y. Giants	-	-	-	-	-	-	-	-	-	-	-	-	
Philadelphia	1	0	0	0.0	0	0	1	0	0	0.0	0	0	
Washington	1	0	0	0.0	0	0	1	0	0	0.0	0	0	
NFC East	4	0	0	0.0	0	0	4	0	0	0.0	0	0	
Chicago	-	-	-	-	-	-	1	0	0	0.0	0	0	
Detroit	-	-	-	-	-	-	1	0	0	0.0	0	0	
Green Bay	-	-	-	-	-	-	1	0	0	0.0	0	0	
Minnesota	-	-	-	-	-	-	-	-	-	-	-	-	
Tampa Bay	-	-	-	-	-	-	1	0	0	0.0	0	0	
NFC Central	-	-	-	-	-	-	4	0	0	0.0	0	0	
Atlanta	-	-	-	-	-	-	1	0	0	0.0	0	0	
Carolina	-	-	-	-	-	-	-	-	-	-	-	-	
New Orleans	-	-	-	-	-	-	1	0	0	0.0	0	0	
St. Louis	-	-	-	-	-	-	1	0	0	0.0	0	0	
San Francisco	-	-	-	-	-	-	-	-	-	-	-	-	
NFC West	-	-	-	-	-	-	3	0	0	0.0	0	0	
NFC Total	4	0	0	0.0	0	0	11	0	0	0.0	0	0	
Home	8	3	8	2.7	5	1	23	21	144	6.9	22	2	
Road	8	0	0	0.0	0	0	23	18	164	9.1	46	0	
1st Down	16	2	3	1.5	2	1	46	13	88	6.8	15	1	
2nd Down	16	1	5	5.0	5	0	46	17	150	8.8	46	0	
3rd Down	16	0	0	0.0	0	0	46	9	70	7.8	25	1	
4th Down	16	0	0	0.0	0	0	46	0	0	0.0	0	0	
1st Half	16	2	6	3.0	5	1	46	18	110	6.1	15	2	
2nd Half	16	1	2	2.0	2	0	46	21	198	9.4	46	0	
Overtime	-	-	-	-	-	-	2	0	0	0.0	0	0	
Grass	12	3	8	2.7	5	1	35	32	262	8.2	46	2	
Turf	4	0	0	0.0	0	0	11	7	46	6.6	15	0	

RECEIVING BREAKDOWN

	1999						CAREER					
	G	NO	YDS	AVG	LG	TD	G	NO	YDS	AVG	LG	TD
Aug./Sept.	2	0	0	0.0	0	0	9	6	35	5.8	14	0
October	5	0	0	0.0	0	0	13	10	77	7.7	25	0
November	4	0	0	0.0	0	0	12	11	99	9.0	46	1
Dec./Jan.	5	3	8	2.7	5	1	12	12	97	8.1	22	1
Games 1-8	8	0	0	0.0	0	0	24	17	120	7.1	25	0
Games 9-16	8	3	8	2.7	5	1	22	22	188	8.5	46	2
Wins	9	0	0	0.0	0	0	26	21	123	5.9	13	1
Losses	7	3	8	2.7	5	1	20	18	185	10.3	46	1
Ties	-	-	-	-	-	-	-	-	-	-	-	-



MIKE QUINN

6-4 • 215

Quarterback

Born: 4/15/74

College: Stephen F. Austin '97

Acquired: FA, 2000 • **Signed Through:** 2000

NFL: Fourth Season • **Dolphins:** First Season

#4

PRO CAREER

1999 – Signed a one-year contract with the Dolphins on May 23, 2000 . . . Was designated as Dallas' third quarterback for 14 regular season contests in 1999 . . . Dressed but did not play in two others.

1998 – Went to training camp with Pittsburgh . . . Was waived by the Steelers on August 30 and claimed by Indianapolis . . . Was designated as the third quarterback for the Colts' season-opener before being waived on September 8 . . . Was then claimed by Dallas . . . Appeared in three games with the Cowboys, all in a reserve role . . . Attempted his only pass of the year in a Monday night game at Philadelphia (11/2) . . . It was a 10-yard completion . . . Played with the Rhein Fire of the NFL Europe League in the spring of '98 and was a all-league selection . . . Completed 133 of 264 passes for 1,997 yards with 13 touchdowns, three interceptions and a passer rating of 87.3 . . . Led the Fire to a berth in the World Bowl, but could not play in the championship game, however, due to an injury.

1997 – Made Pittsburgh's roster as an undrafted rookie free agent . . . Played in one game in a reserve capacity . . . Completed one of two passes for 10 yards vs. Baltimore (11/9) . . . Was designated as the third quarterback for the balance of the regular season.

COLLEGE

Was a four-year letterman (1993-96) and one-year starter at Stephen F. Austin . . . In his career, completed 176 of 272 passes for 2,641 yards with 23 touchdowns and 13 interceptions . . . Earned All-Southland Conference honors his senior season when he completed 136 of 267 passes for 2,049 yards with 15 touchdowns and ten interceptions . . . Earned degree in accounting.

PERSONAL


Was a first-team all-state choice and an All-Greater Houston selection following his senior season at Robert E. Lee High School in Houston, Texas . . . Full name is Michael Patrick Quinn, born April 15, 1974 in Houston.

NFL REGULAR SEASON STATISTICS

YEAR	TEAM	G-S	ATT.	COMP.	YDS.	PCT.	TD	INT.	LG	TKLD.	RATE
1997	Pittsburgh	1-0	2	1	10	50.0	0	0	10	0/0	64.6
1998	Indianapolis	0-0	0	0	0	-	0	0	0	0/0	0.0
	Dallas	3-0	1	1	10	100.0	0	0	10	0/0	108.3
1999	Dallas	0-0	0	0	0	-	0	0	0	0/0	0.0
3-YEAR TOTALS		4-0	3	2	20	66.7	0	0	10	0/0	85.4

ADDITIONAL STATS

Rushing: (Dallas) 5 for -6 yards, -1.2 avg., long of -1 in 1998.



DERRICK RODGERS

6-1 • 230

Linebacker

Born: 10/14/71

College: Arizona State '98

Acquired: D3b, 1997 • **Signed Through:** 2000

NFL: Fourth Season • **Dolphins:** Fourth Season

#59

PRO CAREER

1999 – Started 15 of the 16 games in which he played during the regular season at weakside linebacker . . . Tied for ninth on the team with 52 total tackles (29 solo) . . . Also had one interception, a fumble recovery, a forced fumble and three passes defended . . . Contributed five tackles and a fumble recovery on special teams . . . Posted five tackles in season-opener at Denver (9/13) . . . Had four tackles and a fumble recovery at New England (10/17) . . . Came up with the first interception of his NFL career vs. Philadelphia (10/24) when he picked off a Doug Pederson pass and returned it five yards . . . Registered a season-high seven tackles at Buffalo (11/14) . . . Matched that total with seven stops two weeks later at Dallas (11/25) . . . Only game he did not start was vs. N.Y. Jets (12/27) when Dolphins opened with six defensive backs . . .

PLAYOFFS: Started both playoff games following the 1999 season at weakside linebacker . . . Tallied seven tackles (five solo), including five in Divisional contest at Jacksonville (1/15/00) . . . Also had one tackle on special teams . . . In his career, has appeared in five postseason games, starting four of them . . . Has amassed 18 tackles, a half-sack and a forced fumble.

1998 – Started all 16 regular season games and both playoff contests at weakside linebacker . . . Finished the regular season with 56 total tackles, 2.5 sacks for 17 yards lost and a pass defended . . . Tackle total tied for fifth on the team, while sack figure ranked fifth . . . Also contributed 11 tackles on special teams during the course of the year, which tied for eighth on the squad . . . Had two tackles, including a sack, in season-opener at Indianapolis (9/6) . . . Posted six tackles in Dolphins' 21-0 win over Pittsburgh (9/20) . . . Was credited with three tackles, including a sack, in 14-0 victory over St. Louis (10/18) . . . Notched five tackles and earned a defensive game ball for his performance vs. New England (10/25) as the Dolphins held the Patriots without a touchdown in a 12-9 victory . . . Also chipped in with two special teams tackles in the Patriots game . . . Finished second on the team with a season-high eight stops at Buffalo (11/1) . . . Was awarded a game ball on defense in win at Oakland (12/6) when he tallied six tackles and a half-sack . . . Started both playoff games following the 1998 season at weakside linebacker . . . Totaled five tackles, a half-sack and a forced fumble . . . Made initial start of NFL postseason career in First-Round contest vs. Buffalo (1/2/99) . . . Posted a pair of stops, a half-sack and a forced fumble . . . The forced fumble occurred on a shared sack with Robert Jones of Bills QB Doug Flutie, and was recovered by Zach Thomas.

1997 – Started 14 of the 15 games in which he appeared at rightside linebacker during his rookie season . . . Finished with 91 total tackles (69 solo), five sacks for 32 yards lost, a fumble recovery, three forced fumbles and four passes defended . . . Tackle total ranked fourth on the team and was second among linebackers . . . Led team in tackles on two occasions and finished second twice . . . Sack total tied with Jason Taylor and Tim Bowens for second on the squad . . . His five sacks tied Taylor for the fourth-most ever (now fifth) by a Dolphins rookie, and they tied for fourth among NFL rookies in 1997, along with Minnesota's Dwayne Rudd:

ROOKIE SACK LEADERS

MOST SACKS BY A DOLPHINS ROOKIE

PLAYER	YEAR	SACKS
1. Bill Stanfill	1969	8.0
Lorenzo Bromell	1998	8.0
3. A.J. Duhe	1977	7.0
4. Marco Coleman	1992	6.0
5. DERRICK RODGERS	1997	5.0
Jason Taylor	1997	5.0

MOST SACKS BY AN NFL ROOKIE IN 1997

PLAYER	TEAM	SACKS
1. Peter Boulware	Balt.	11.5
2. Kenny Holmes	Tenn.	7.0
3. Mark Smith	Ariz.	6.0
4. DERRICK RODGERS	MIA.	5.0
Jason Taylor	Mia.	5.0
Dwayne Rudd	Minn.	5.0

In addition, Rodgers and Taylor's combined ten sacks made them the second-most productive rookie sack tandem in Dolphins history (now tied along with Lorenzo Bromell and Kenny Mixon, who also tallied ten sacks in 1998), trailing only A.J. Duhe (seven) and Bob Baumhower (four), who combined for 11 in 1977 . . . Their total was second among rookie sack tandems in the NFL in 1997:

TOP NFL ROOKIE SACK TANDEM IN 1997

TEAM	PLAYER	SACKS	PLAYER	SACKS	TOTAL
Balt.	Peter Boulware	11.5	Jamie Sharper	3.0	14.5
MIAMI	DERRICK RODGERS	5.0	JASON TAYLOR	5.0	10.0
Tenn.	Kenny Holmes	7.0	Pratt Lyons	2.5	9.5
Ariz.	Mark Smith	6.0	Ty Howard	1.0	7.0
Wash.	Greg Jones	3.5	Derek Smith	2.0	5.5

GAME HIGHLIGHTS: Made his NFL debut in season-opener vs. Indianapolis (8/31), when he started at rightside linebacker . . . Led team with 11 tackles, including the first sack of his career, as he dropped Colts QB Paul Justin for an 11-yard loss . . . Also had a pass defended and two forced fumbles . . . Had nine stops and a pass defended the following week vs. Tennessee (9/7) . . . Was second on the club with ten tackles, including a sack, at Green Bay (9/14) . . . Topped team with nine tackles vs. Kansas City (10/5), when he also was credited with a pass defended . . . Was second on the squad the week afterwards at N.Y. Jets (10/12) with ten tackles . . . Also recorded two sacks, the first multiple sack game of his career and the 11th time in franchise history that a rookie has had two or more sacks in a game . . . It tied him with eight others (now nine) for the second-highest single-game sack total by a Dolphins rookie, trailing only A.J. Duhe (three, at N.Y. Jets 11/6/77) and Marco Coleman (three, vs. Indianapolis 10/25/92) . . . One of his sacks resulted in a fumble which was recovered by Trace Armstrong . . . For his efforts, Rodgers was named AFC Defensive Player of the Week, the first such honor of his career . . . Had five tackles and a fumble recovery at Baltimore (10/19) . . . Registered three tackles, including a sack, vs. N.Y. Jets (11/9) . . . Left the game early with a sprained right knee . . . Was inactive the following week vs. Buffalo (11/17) . . . Returned to action at New England (11/23), but did not start . . . Opened each of the final four regular season contests . . . Tallied eight tackles at Indianapolis (12/14) . . . Saw action in a reserve role in First-Round Playoff game at New England (12/28) . . . Was credited with six total tackles . . . Second of four third-round draft choices (92nd overall) by Miami in 1997, with a compensatory pick awarded by the NFL as a result of net free agent losses in 1996 . . .

ROOKIE HONORS: Was named Sports Illustrated's NFL Defensive Rookie of the Year . . . Was also named to College and Pro Football Weekly's All-Rookie team.

COLLEGE

Started in his only season at Arizona State, in 1996 . . . Left school following his junior season . . . Named first-team All-Pac-10 and was a finalist for the Bronko Nagurski Award, given to

college football's premier defensive player, as a junior . . . Was an integral part of a defense which helped the Sun Devils to a regular season mark of 11-0 in 1996 . . . Posted 56 total tackles, including 23 for loss, and 12 sacks . . . Added four forced fumbles, one fumble recovery and four passes defended . . . Earned Sports Illustrated's National Player of the Week honors against Nebraska with nine tackles, including three for loss, two sacks and a pair of safeties . . . Had six tackles, including five sacks, against California when he was selected as the Pac-10 Defensive Player of the Week . . . Played two seasons at Riverside (Calif.) Community College before attending ASU . . . Was a second-team All-America and first-team All-Mission Conference choice, as well as the conference's Outstanding Defensive Lineman and Most Valuable Player as a sophomore . . . Finished with 108 total tackles and seven sacks . . . Majored in microbiology.

PERSONAL

Resides in Weston, Fla., with fiancée Kareff . . . Has a daughter, Elasia (4/1/96), and a son, Triston Andre (7/1/99) . . . Attended St. Augustine High School in New Orleans, La. . . Did not participate in football there, instead played the trumpet as a member of the school's nationally renowned marching band . . . Prior to junior college, the only organized football he played was one year of pee-wee football at age six . . . Graduated from high school in 1989, and served four years as a medical technician in the U.S. Air Force before enrolling at Riverside Community College in 1994 . . . Was stationed for more than two years in Okinawa, Japan . . . Has participated in events benefiting the Cystic Fibrosis Foundation . . . Assisted in building a house in Liberty City for Habitat for Humanity this past offseason . . . Enjoys spending time with family, dancing, playing Sega and Sony PlayStation and watching movies . . . Full name is Derrick Andre' Rodgers, born October 14, 1971 in Memphis, Tenn.

NFL REGULAR SEASON STATISTICS

YEAR	TEAM	G-S	TACK.	ASST.	TOTAL	FUM. REC.	FOR. FUM.	QB SACK	YDS LOST
1997	Miami	15-14	69	22	91	1	3	5	32.0
1998	Miami	16-16	43	13	56	0	0	2½	17.0
1999	Miami	16-15	29	23	52	2	1	0	0.0
3-YEAR TOTALS		47-45	141	58	199	3	4	7½	49.0

NFL PLAYOFF STATISTICS

YEAR	TEAM	G-S	TACK.	ASST.	TOTAL	FUM. REC.	FOR. FUM.	QB SACK	YDS LOST
1997	Miami	1-0	4	2	6	0	0	0	0.0
1998	Miami	2-2	4	1	5	0	1	½	5.0
1999	Miami	2-2	5	2	7	0	0	0	0.0
PLAYOFF TOTALS		5-4	13	5	18	0	1	½	5.0

ADDITIONAL STATS

Passes Defensed: 4 in 1997, 1 in 1998, 3 in 1999 for total of 8

Special Teams Tackles: 11 in 1998, 5 in 1999 for total of 16 (P-1)


Interceptions: 1 for 5 yards in 1999



DOLPHIN FACT

The Dolphins hold NFL records for most seasons leading the league in fewest sacks allowed (10 — 1973, 1982-90) and most consecutive seasons leading the league in the same category (1982-90). In addition, during the 1988 and '89 seasons the

Dolphins also set an NFL record by not allowing a quarterback sack in 19 straight games. The streak far outdistanced the previous NFL mark of five straight games which was accomplished on many occasions. In 1988, Miami also set an NFL sack record by allowing only seven sacks in the 16-game season.



TIM RUDDY

6-3 • 305

Center

Born: 4/27/72

College: Notre Dame '94

Acquired: D2b, 1994 • Signed Through: 2004

NFL: Seventh Season • Dolphins: Seventh Season

#61

PRO CAREER

1999 – Signed a new five-year contract on February 24, 2000 . . . Started all 16 regular season games and both playoff contests at center in 1999 . . . Was the only Dolphins offensive lineman to open all 16 regular season contests . . . Was awarded offensive game balls for his performances in wins over Denver (9/13) and at Indianapolis (10/10) . . . Has now played and started in 42 consecutive league games dating back to 1997 . . .

PLAYOFFS: Started both playoff games following the 1999 season at center . . . In his career, has appeared in eight postseason games, starting six of them.

1998 – Started all 16 regular season games and both playoff contests at center . . . Did not miss an offensive snap during the regular season . . . Was awarded offensive game balls for his performances in wins vs. St. Louis (10/18), vs. Indianapolis (11/8) and vs. New Orleans (11/29) . . . Started both playoff games following the 1998 season at center . . . Had his only NFL reception, regular season or postseason, when he caught a Dan Marino deflected pass for an eight-yard gain in Miami's First-Round Playoff win vs. Buffalo (1/2/99).

1997 – Started all 15 regular season games in which he played at center . . . Dressed but did not play at N.Y. Jets (10/12) due to a left knee injury . . . That snapped a streak of 37 straight starts dating back to the 1995 season opener . . . It also marked the only game he has missed in his six-year NFL career . . . Had opened each of the first five contests of the year prior to the Jets game . . . Came back and opened each of the final ten regular season contests . . . Was credited with two miscellaneous tackles on the year . . . Started First-Round Playoff game at New England (12/28).

1996 – Started at center for all 16 games . . . Was one of three Dolphins offensive linemen to open every contest . . . Credited with one miscellaneous tackle . . . Underwent dual surgery on December 23, 1996, at HealthSouth Larkin Hospital in Miami . . . Had a screw inserted to repair a navicular fracture of his right wrist, and left fifth finger extensor tendon repaired . . . Both surgeries were performed by Dr. Anne Ouellete, a hand specialist.

1995 – Started all 16 regular season games and one playoff contest . . . Had three miscellaneous tackles . . . Made first NFL start in season opener against N.Y. Jets (9/3) . . . Joined teammate Richmond Webb as Miami's only two offensive players to play every offensive snap over the course of season.

1994 – Played in all 16 regular season games and both playoff contests as a rookie . . . Saw action mainly on special teams . . . Made NFL debut in reserve role against New England (9/4) . . . Second-round draft choice (65th overall) of Miami in 1994.

COLLEGE

Four-year letterman (1990-93) and two-year starter at Notre Dame . . . Saw action at both center and guard in college . . . Started every game at center as a senior . . . Named second-team All-America and first-team All-Independent by The Football News and Associated Press . . . Selected as offensive team tri-captain . . . Earned GTE/CoSIDA National Academic All-America and Student Athlete of the Year accolades . . . Helped offense rank sixth in nation in rushing with 260.7 yards per game average . . . Selected as GTE/CoSIDA National Academic All-America as a junior . . . Recipient of Student/Athlete award from Notre Dame club of St. Joseph Valley . . .

Twice selected Delta Airlines-Mobil Cotton Bowl Scholar Athlete . . . Helped team rank third in the nation in total offense (470.4 per game) and rushing (280.9 per game) . . . Saw reserve action at center and guard as a sophomore . . . Received State Farm/Mutual Broadcasting Student Athlete of Year award . . . Posted a perfect 4.0 grade point average as both a junior and a senior . . . Graduated with 3.86 grade point average . . . Holds B.S. in mechanical engineering . . . Earned post-graduate scholarships from NCAA and National Football Foundation.

PERSONAL

Married to Kim, couple resides in Plantation, Fla., with son, Braden (6/29/96) and daughter Kailyn (9/12/98) . . . Attended Dunmore (Pa.) High School . . . Named honorable mention All-America by Sporting News as a senior . . . Selected as 15th best prospect in the nation by Atlanta Journal-Constitution . . . Earned two letters as two-way tackle, deep snapper and kicker . . . Lettered three times in track, performing in the discus and shot put . . . Graduated high school with perfect 4.0 grade point average . . . Has participated in fund-raising events benefiting the Cystic Fibrosis Foundation . . . Serves as spokesperson for Family First's Fatherhood Campaign in 2000 . . . Works as a financial consultant during the off-season . . . Enjoys hunting and fishing . . . Full name is Timothy Daniel Ruddy, born April 27, 1972, in Scranton, Pa.

NFL REGULAR SEASON STATISTICS

GAMES/STARTS: 1994: 16/0, 1995: 16/16, 1996: 16/16, 1997: 15/15, 1998: 16/16, 1999: 16/16
6-YEAR TOTALS: 95/79


NFL PLAYOFF STATISTICS

GAMES/STARTS: 1994: 2/0, 1995: 1/1, 1997: 1/1, 1998: 2/2, 1999: 2/2 **PLAYOFF TOTALS: 8/6**

ADDITIONAL STATS

Receiving: (P-1 for 8 yards)

Miscellaneous Tackles: 3 in 1995, 1 in 1996, 2 in 1997, 1 in 1999 for total of 7



GREY RUEGAMER

6-5 • 310

Center

Born: 6/1/76

College: Arizona State '99

Acquired: D3, 1999 • **Signed Through:** 2001

NFL: Second Season • **Dolphins:** Second Season

#62

PRO CAREER

1999 – Was inactive for 15 regular season games and both playoff contests in his rookie season . . . Dressed out but did not play vs. Philadelphia (10/24) . . . Third-round draft choice (72nd overall) of Miami in 1999.

COLLEGE

Four-year letterman (1995-98) and starter at Arizona State . . . Opened every game at center his senior year when he was a Walter Camp All-America selection and a first-team All-Pac 10 choice . . . Was also one of 12 finalists for the Lombardi Award . . . Graded out at 87 percent while posting 72 knockdown blocks as a senior for an offense that amassed 4,530 yards . . . Was an All-Pac 10 pick as a junior when he opened the year as the team's starting left tackle before moving to center for the final six contests . . . Received honorable mention all-conference accolades as a sophomore when he saw time at both tackle and center . . . Majored in special education.

PERSONAL


Engaged to Laurie Kilcoyne, resides in Plantation . . . Attended Bishop Gorman High School in Las Vegas . . . Was the team's MVP his senior year . . . Went undefeated as a heavyweight wrestler his junior year . . . Also lettered in track, where he competed in the shot put and the discus . . . Interests include botany, zoology, biology and wildlife management . . . Has done work with the D.A.R.E. program and the YMCA . . . Lists "Dances with Wolves" as favorite movie, "The X-Files" as favorite television show and "Rogue Warrior" as favorite book . . . Uncle, Bob Frisbee, played football at the University of Minnesota and with the Vikings . . . Has participated in events benefiting the Cystic Fibrosis Foundation . . . Assisted in building a house in Liberty City for Habitat for Humanity this past offseason . . . Full name is Christopher Grey Ruegamer, born June 1, 1976, in Las Vegas, Nevada.

NFL REGULAR SEASON STATISTICS

GAMES/STARTS: 1999: 0/0

NFL PLAYOFF STATISTICS

GAMES/STARTS: 1999: 0/0



TWAN RUSSELL

6-1 • 228

Linebacker

Born: 4/25/74

College: Miami (Fla.) '97

Acquired: FA, 2000 • **Signed Through:** 2000

NFL: Fourth Season • **Dolphins:** First Season

#56

PRO CAREER

1999 – Signed a one-year contract with the Dolphins as a free agent on March 24, 2000, after he was not tendered as a restricted free agent by Washington . . . Played in each of the first nine games of the '99 season for the Redskins, all in a reserve role . . . Recorded four tackles on defense and 15 stops on special teams, which ranked fourth on the squad . . . Was placed on injured reserve on November 16 with a left knee injury, and spent the remainder of the year there.

1998 – Played in three games, all in a reserve role . . . Posted three special teams tackles . . . Sustained a sprained great toe and foot in the third game of the season, at Seattle (9/20) . . . Spent the remainder of the year on injured reserve.

1997 – Appeared in 14 contests during his rookie season . . . Had one tackle on defense and eight stops on special teams . . . Fifth-round draft choice (148th overall) of Washington in 1997.

COLLEGE

Was a four-year letterman (1993-96) and two-year starter at Miami . . . Led the team in tackles his senior season of 1996 with 115 . . . Also had a sack and five stops for loss that year . . . Notched a career-high 20 tackles against East Carolina . . . Started at strongside linebacker his senior season and tallied 72 stops . . . Recorded 55 tackles as a sophomore in 1994 and 40 stops as a redshirt freshman in 1993 . . . Majored in broadcasting.

PERSONAL


Married to Lysandra with daughter, Taylor (6/10/97) . . . Family resides in Pembroke Pines, Fla . . . Prepped at St. Thomas Aquinas High School in Fort Lauderdale, where he had 147 tackles, 13 sacks, two interceptions, five fumble recoveries and two blocked punts his senior season . . . Also excelled in track and won the state title in the 330-yard hurdles while also competing in the triple jump . . . Was the Sun-Sentinel Track Athlete of the Year in Broward County his senior year . . . During the summer of 1996, served an internship with WPLG-TV, the ABC affiliate in Miami . . . Was awarded the 1996 Walter Kichewski Award by the University of Miami's Hall of Fame for his dedication in the classroom and his work in the community . . . Worked with youths at the Broward County Sheriffs' department instructional football camp . . . Recently formed "Russell Life Skills and Reading Foundation", which encourages literacy in elementary, middle and high school children in Ft. Lauderdale . . . Participated in the fourth annual Blackfin/Miami Dolphins Fishing Tournament which benefits the Cystic Fibrosis Foundation . . . Full name is Twan Sanchez Russell, born April 25, 1974 in Fort Lauderdale.

NFL REGULAR SEASON STATISTICS

YEAR	TEAM	G-S	TACK.	ASST.	TOTAL	FUM. REC.	FOR. FUM.	QB SACK	YDS LOST
1997	Washington	14-0	1	0	1	0	0	0	0.0
1998	Washington	3-0	0	0	0	0	0	0	0.0
1999	Washington	9-0	2	2	4	0	0	0	0.0
3-YEAR TOTALS		26-0	3	2	5	0	0	0	0.0

ADDITIONAL STATS

Special Teams Tackles: 8 in 1997, 3 in 1998, 15 in 1999 for total of 26.



TERRANCE SHAW

5-11 • 190

Cornerback

Born: 11/11/73

College: Stephen F. Austin '95

Acquired: FA, 2000 • **Signed Through:** 2000

NFL: Sixth Season • **Dolphins:** First Season

#3

PRO CAREER

1999 – Signed a one-year contract with the Dolphins as a free agent on June 13, 2000 . . . Had been released by San Diego on March 21 . . . Started all eight games in which he played at right cornerback for the Chargers in 1999 . . . Recorded 24 tackles (21 solo) and three passes defended . . . Also added four stops on special teams . . . Was inactive for each of the final six contests with a strained medial collateral ligament in his left knee . . . Also was inactive for weeks 3-4 . . . Posted a season-high eight tackles vs. Denver (11/7).

1998 – Opened all 13 games in which he played at right cornerback . . . Finished the year with 40 total tackles (35 solo), two interceptions and ten passes defended . . . Recorded interceptions vs. Buffalo (9/6) and vs. Baltimore (11/15) . . . Also had a season-high nine tackles in the Bills contest . . . Was inactive for games 12-14 with a sprained medial collateral ligament in his left knee sustained vs. Kansas City (11/22).

1997 – Started all 16 games at right cornerback for the second straight season . . . Ranked fourth on the team with 71 tackles (66 solo) . . . Had one interception for an 11-yard return, and notched a career-high 22 passes defended, the second consecutive year in which he led the Chargers in that category . . . Registered a season-high eight tackles at New Orleans (9/7) . . . Lone interception on the year came at Seattle (9/21).

1996 – Started all 16 games at right cornerback . . . Recorded a career-high 85 tackles (72 solo) . . . Also came up with a career-best three interceptions totaling 78 yards, and defended a team-high 15 passes . . . Tackle total ranked third on the squad . . . Interception total tied for second . . . Contributed four stops on special teams . . . Brought back an interception a career-long 36 yards at Indianapolis (11/3) . . . Notched a career-best 11 tackles at Kansas City (11/24).

1995 – Started 14 of the 16 games in which he played at right cornerback during his rookie season . . . Was seventh on the team with 56 total tackles (51 solo) . . . Also intercepted a pass and defended nine more . . . Registered four tackles on special teams as well . . . Started in his first NFL game, at Oakland (9/3) . . . Left game vs. Dallas (10/15) with a broken thumb, but returned later in contest with a cast . . . Despite wearing the cast, first career interception came the following week at Seattle (10/22) when he picked off a Rick Mirer pass and returned it 31 yards . . . Had a season-high seven tackles at Denver (11/19) . . . Matched that total vs. Cleveland (12/3) . . . First of three second-round draft choices by San Diego in 1995 (34th overall).

COLLEGE

Was a four-year letterman (1991-94) and three-year starter at Stephen F. Austin . . . Was a first-team Division I-AA All-America and a first-team All-Southland Conference selection as a senior when he totaled 51 tackles, six interceptions and 12 passes defended . . . Was an honorable mention all-conference choice as a junior when he tallied a career-high 67 tackles . . . Started each of the first five games of his sophomore season at right cornerback . . . Missed the final six contests, however, after undergoing surgery to repair a torn anterior cruciate ligament in his right knee . . . Majored in business.

PERSONAL

Married to Dolores . . . Resides in Plano, Texas . . . Earned all-district and all-region first-team honors as a senior at Marshall (Texas) High School . . . Shaw and teammate Norman Hand, a former Dolphin who now is with New Orleans, won the 1999 NFL Arm Wrestling Championships . . . Has his own web site located at www.run29.com . . . Full name is Terrance Bernard Shaw, born November 11, 1973 in Marshall, Texas.

NFL REGULAR SEASON STATISTICS


YEAR	TEAM	G-S	TACK.	ASST.	TOTAL	FUM. REC.	INT.	YDS.	LG	TD
1995	San Diego	16-14	51	5	56	0	1	31	31	0
1996	San Diego	16-16	72	13	85	0	3	78	36	0
1997	San Diego	16-16	66	5	71	1	1	11	11	0
1998	San Diego	13-13	35	5	40	0	2	0	0	0
1999	San Diego	8-8	21	3	24	0	0	0	0	0
5-YEAR TOTALS		69-67	245	31	276	1	7	120	36	0

NFL PLAYOFF STATISTICS

YEAR	TEAM	G-S	TACK.	ASST.	TOTAL	FUM. REC.	INT.	YDS.	LG	TD
1995	San Diego	1-0	1	0	1	0	0	0	0	0

ADDITIONAL STATS

Passes Defended: 9 in 1995, 15 in 1996, 22 in 1997, 10 in 1998, 3 in 1999 for total of 59
Special Teams Tackles: 4 in 1995, 4 in 1996, 4 in 1999 for total of 12 (P-1)



MIKE SHELDON

6-4 • 305

Tackle

Born: 6/8/73

College: Grand Valley State '95

Acquired: FA, 1996 • Signed Through: 2001

NFL: Fourth Season • Dolphins: Fourth Season

#68

PRO CAREER

1999 – Played in nine regular season games, all in a reserve role . . . Dressed but did not play in one contest, was inactive for another . . . Was waived on August 31, 1999 prior to being re-signed on October 6 . . . Was waived on October 18 and re-signed once again on November 2 following a season-ending knee injury to John Bock . . .

PLAYOFFS: Saw action in both playoff games following the 1999 season in a reserve role . . . Has appeared in five playoff games in his career, all as a reserve.

1998 – Played in nine regular season games, starting two of them . . . Was inactive for each of the first seven contests . . . Made first start of NFL career, at right guard in place of an injured Kevin Donnalley (knee), at Oakland (12/6) . . . Also opened the season finale at Atlanta (12/27) in place of the injured Donnalley . . . Saw additional action at right guard during games at New England (11/23) and vs. N.Y. Jets (12/13) . . . Saw action in both playoff games following the 1998 season in a reserve role.

1997 – Played in 11 games, all in a reserve capacity . . . Was inactive for three games, dressed out but did not play in two others . . . All of his playing time during the season came on special teams . . . Saw action strictly on special teams in First-Round Playoff game at New England (12/28) . . . Started all ten regular season games and the World Bowl at left guard for the Rhein Fire of the World League in the spring of 1997, and was an all-league selection.

1995-96 – Went to training camp with Buffalo in 1996 . . . Waived by Bills on August 20 . . . Signed by Miami to the practice squad on August 27, where he spent the entire 1996 campaign . . . Attended camp with the Bills as a rookie free agent in 1995, and was on the club's practice squad for the year.

COLLEGE

Was a Division II All-America and a first-team All-Midwest Football Conference choice his senior season of 1994 at Grand Valley State in Allendale, Michigan . . . Was named the conference's Offensive Lineman of the Year as well . . . Participated in the Snow Bowl in Fargo, N.D., a Division II all-star game, following his senior year when he served as a team co-captain . . . Was a first-team all-conference pick as a junior in 1993 . . . Majored in criminal justice.

PERSONAL


Single, resides in Oakbrook Terrace, Ill . . . Attended Willowbrook High School in Villa Park, Ill . . . Father was a center at the Merchant Marine Academy . . . Assisted in building houses in Miami for Habitat for Humanity each of the past two offseasons . . . Full name is Michael Joseph Sheldon, born June 8, 1973 in Hinsdale, Ill.

NFL REGULAR SEASON STATISTICS

GAMES/STARTS: 1997: 11/0, 1998: 9/2, 1999: 9/0 **3-YEAR TOTALS:** 29/2

NFL PLAYOFF STATISTICS

GAMES/STARTS: 1997: 1/0, 1998: 2/0, 1999: 2/0 **PLAYOFF TOTALS:** 5/0



LESLIE SHEPHERD

5-11 • 185

Wide Receiver

Born: 11/3/69

College: Temple '92

Acquired: FA, 2000 • Signed Through: 2000

NFL: Seventh Season • Dolphins: First Season

#84

PRO CAREER

1999 – Signed a one-year contract with Miami as a free agent on June 19, 2000 ... Signed a one-year contract with Cleveland as an unrestricted free agent from Washington on April 7, 1999 ... Played in nine games, starting eight of them for the Browns in '99 ... Was inactive for four games ... Missed each of the final six games of the year, including the final three on injured reserve, with a calf injury ... Finished with 23 catches for 274 yards ... Also had one rush for five yards ... Was inactive at Jacksonville (10/17) with a hamstring injury ... Returned the following week to turn in his best performance of the year as he caught six passes for 85 yards, including a season-long reception of 36 yards, at St. Louis (10/24) ... Sustained a calf injury at Pittsburgh (11/14) and missed each of the final six games of the year ... Was placed on injured reserve on December 6.

1998 – Started all 16 games in which he played ... Finished third on the team and second among wide receivers with a career-high 43 receptions for 712 yards and eight touchdowns ... Also rushed for 91 yards and a touchdown on six attempts ... Eight receiving touchdowns and nine total scores both led the Redskins ... Opened the year with touchdowns in each of Washington's first two games ... Caught four passes for 74 yards and a touchdown in opener at N.Y. Giants (9/6) ... Tallied five receptions for 69 yards at Seattle (9/20) ... Had a season-long 29-yard run vs. Denver (9/27) ... Put together second 100-yard receiving game of his career when he caught seven passes for 107 yards and a touchdown vs. Arizona (11/22) ... That marked the first of three straight contests in which he caught a touchdown pass ... Had a season-long 43-yard TD catch the following week at Oakland (11/29) ... Scored on a 16-yard run vs. Tampa Bay (12/19) ... Concluded the season with five catches for 79 yards and a touchdown at Dallas (12/27).

1997 – Started nine of the 11 games in which he played ... Spent each of the final five weeks of the season on injured reserve with an injury to his wrist and elbow ... Finished the year with 29 catches for 562 yards and five touchdowns ... Also rushed for 27 yards on four carries ... Had a season-high five catches for 87 yards with a long of 36 at Pittsburgh (9/7) ... Caught four passes for 57 yards, including the only two-touchdown game of his career, vs. Jacksonville (9/28) ... Tallied a pair of receptions for 60 yards, including a season-long 48-yard grab, vs. Dallas (10/13) ... Caught four passes for 81 yards at Tennessee (10/19) ... Sustained a dislocated elbow and a displaced wrist at Dallas (11/16) ... Was placed on injured reserve on November 19.

1996 – Appeared in 12 contests, including six starts ... Was inactive for three contests, dressed but did not play in one other ... Finished with 23 receptions for 344 yards and three touchdowns ... Also rushed six times for 96 yards and two scores ... Caught three passes for 76 yards, including a 52-yard TD catch, vs. N.Y. Jets (9/29) ... The 52-yard reception was the longest by a Redskin in 1996 ... Also rushed for 29 yards on two attempts, including a 12-yard TD run in the Jets contest ... Rushed for 31 yards on two carries, including a career-long 32-yard scoring run, at New England (10/13) ... Tallied a season-high four catches on two occasions: vs. Indianapolis (10/27) and at Dallas (11/28) ... Did not see action over the final three weeks of the season, was inactive for the final two.

1995 – Played in 14 games with Washington, starting four of them ... Totaled 29 receptions for 486 yards and two touchdowns ... Added 63 yards rushing and a touchdown on seven attempts ... Also returned three kickoffs for 85 yards, a 28.3-yard average, with a long of 36

... First NFL touchdown came on a 73-yard reception from Gus Frerotte in season-opener vs. Arizona (9/3) ... That catch still stands as the longest in his NFL career ... Also had a 26-yard run in the Cardinals contest ... Hauled in three passes for 68 yards vs. Raiders (9/10) ... First start of NFL career came vs. Detroit (10/22), as he replaced an injured Michael Westbrook ... Accounted for the first 100-yard receiving game of his career when he tallied a season-high seven receptions for 135 yards vs. N.Y. Giants (10/29) ... Was inactive vs. Seattle (11/19) and vs. Philadelphia (11/26) ... Scored on an eight-yard reverse at St. Louis (12/17).

1994 – Went to training camp with the Steelers ... Was waived by Pittsburgh on September 3 and claimed by Washington ... Spent a majority of the year on the Redskins' practice squad ... Appeared in three games, all in a reserve role ... Caught one pass for eight yards ... First NFL reception came on an eight-yard catch from Heath Shuler at Tampa Bay (12/4).

1992-93 – Signed with Tampa Bay as an undrafted rookie free agent in 1992 ... Was released by the Bucs on August 31, 1992 ... Signed by Pittsburgh in 1993, and was released by the Steelers on August 24, 1993 ... Spent the entire '93 season on Pittsburgh's developmental squad.

COLLEGE

Lettered two years at Temple (1990-91) ... Finished his career with 45 receptions for 629 yards and five touchdowns ... Led the Owls in receiving as a senior in 1991 with 26 catches for 436 yards and four touchdowns ... Best game of his career came as a senior against Akron when he caught five passes for 116 yards.

PERSONAL

Married to Monica with two children, Khalek (eight) and Chaudlier (five) ... Earned all-state, all-county and all-metro honors at Forestville (Md.) High School ... Was rated as the top receiver in the nation by Parade Magazine following his senior season ... Full name is Leslie Glenard Shepherd, born November 3, 1969 in Washington, D.C.

NFL REGULAR SEASON STATISTICS

YEAR	TEAM	G-S	NO.	RECEIVING				RUSHING			
				YDS.	AVG.	LG	TD	ATT.	YDS.	LG	TD
1994	Washington	3-0	1	8	8.0	8	0	0	0	0	0
1995	Washington	14-4	29	486	16.8	73t	2	7	63	26	1
1996	Washington	12-6	23	344	15.0	52t	3	6	96	32t	2
1997	Washington	11-9	29	562	19.4	48	5	4	27	17	0
1998	Washington	16-16	43	712	16.6	43t	8	6	91	29	1
1999	Cleveland	9-8	23	274	11.9	36	0	1	5	5	0
6-YEAR TOTALS		65-43	148	2386	16.1	73t	18	24	282	32t	4

ADDITIONAL STATS

Kickoff Returns: 3 for 85 yards, 28.3 avg., long of 36 in 1995

SINGLE-GAME HIGHS

Most Receptions: 7 vs. N.Y. Giants, 10/29/95
 7 vs. Arizona, 11/22/98
 6 at St. Louis, 10/24/99
 5 at Pittsburgh, 9/7/97
 5 at Seattle, 9/20/98
 5 at Dallas, 12/27/98

Most Receiving Yards: 135 vs. N.Y. Giants, 10/29/95
 107 vs. Arizona, 11/22/98
 87 at Pittsburgh, 9/7/97
 85 at St. Louis, 10/24/99
 81 at Tennessee, 10/19/97


Longest Receptions: 73t vs. Arizona, 9/3/95
 52t vs. N.Y. Jets, 9/29/96
 48 vs. Dallas, 10/13/97

47 at Philadelphia, 10/5/97
 44 vs. Dallas, 12/3/95
 2 vs. Jacksonville, 9/28/97
 1, 16 times (last: at Dallas, 12/27/98)

Most Receiving TDs:

RECEIVING BREAKDOWN

	1999						CAREER					
	G	NO	YDS	AVG	LG	TD	G	NO	YDS	AVG	LG	TD
Buffalo	-	-	-	-	-	-	1	2	30	15.0	16	0
Indianapolis	-	-	-	-	-	-	1	4	34	8.5	13	1
Miami	-	-	-	-	-	-	-	-	-	-	-	-
New England	1	1	8	8.0	8	0	2	3	26	8.7	12	0
N.Y. Jets	-	-	-	-	-	-	1	3	76	25.3	52	1
AFC East	1	1	8	8.0	8	0	5	12	166	13.8	52	2
Baltimore	2	4	37	9.3	14	0	3	6	68	11.3	16	1
Cincinnati	1	3	22	7.3	13	0	1	3	22	7.3	13	0
Cleveland	-	-	-	-	-	-	-	-	-	-	-	-
Jacksonville	-	-	-	-	-	-	1	4	57	14.3	21	2
Pittsburgh	2	4	63	15.8	21	0	3	9	150	16.7	36	0
Tennessee	1	1	7	7.0	7	0	2	5	88	12.6	37	0
AFC Central	6	12	129	10.8	21	0	10	27	385	14.3	37	3
Denver	-	-	-	-	-	-	2	3	41	13.7	18	1
Kansas City	-	-	-	-	-	-	1	2	19	9.5	14	0
Oakland	-	-	-	-	-	-	2	5	123	24.6	43	1
San Diego	-	-	-	-	-	-	1	3	39	13.0	20	1
Seattle	-	-	-	-	-	-	1	5	69	13.8	20	0
AFC West	-	-	-	-	-	-	7	18	291	16.2	43	3
AFC Total	7	13	137	10.5	21	0	22	57	842	14.8	52	8
Arizona	-	-	-	-	-	-	6	15	297	19.8	73	3
Dallas	-	-	-	-	-	-	7	17	367	21.6	48	3
N.Y. Giants	-	-	-	-	-	-	6	16	270	16.9	45	1
Philadelphia	-	-	-	-	-	-	5	12	154	12.8	47	0
Washington	-	-	-	-	-	-	-	-	-	-	-	-
NFC East	-	-	-	-	-	-	24	60	1088	18.1	73	7
Chicago	-	-	-	-	-	-	2	4	74	18.5	39	1
Detroit	-	-	-	-	-	-	2	4	40	10.0	12	0
Green Bay	-	-	-	-	-	-	-	-	-	-	-	-
Minnesota	-	-	-	-	-	-	1	0	0	0.0	0	0
Tampa Bay	-	-	-	-	-	-	4	4	34	8.5	10	0
NFC Central	-	-	-	-	-	-	9	12	148	12.3	39	1
Atlanta	-	-	-	-	-	-	-	-	-	-	-	-
Carolina	-	-	-	-	-	-	3	3	62	20.7	43	1
New Orleans	1	4	52	13.0	19	0	1	4	52	13.0	19	0
St. Louis/L.A.	1	6	85	14.2	36	0	4	7	105	15.0	36	0
San Francisco	-	-	-	-	-	-	2	5	89	17.8	46	1
NFC West	2	10	137	13.7	36	0	10	19	308	16.2	46	2
NFC Total	2	10	137	13.7	36	0	43	91	1544	17.0	73	10
Home	4	9	85	9.4	19	0	31	74	1248	16.9	73	10
Road	5	14	189	13.5	36	0	34	74	1138	15.4	47	8
1st Down	-	-	-	-	-	-	-	-	-	-	-	-
2nd Down	-	-	-	-	-	-	-	-	-	-	-	-
3rd Down	-	-	-	-	-	-	-	-	-	-	-	-
4th Down	-	-	-	-	-	-	-	-	-	-	-	-
1st Half	-	-	-	-	-	-	-	-	-	-	-	-
2nd Half	-	-	-	-	-	-	-	-	-	-	-	-
Overtime	-	-	-	-	-	-	-	-	-	-	-	-
Grass	6	11	106	9.6	19	0	46	99	1654	16.7	73	15
Turf	3	12	168	14.0	36	0	19	49	732	14.9	47	3
Aug./Sept.	3	4	53	13.3	19	0	20	46	813	17.7	73	8
October	4	14	167	11.9	36	0	19	50	809	16.2	48	3
November	2	5	54	10.8	21	0	15	37	553	14.9	46	5
Dec./Jan.	-	-	-	-	-	-	11	15	211	14.1	44	2
Games 1-8	7	18	220	12.2	36	0	39	92	1521	16.5	73	11
Games 9-16	2	5	54	10.8	21	0	26	56	865	15.4	46	7
Wins	2	6	83	13.8	36	0	28	55	953	17.3	73	9
Losses	7	17	191	11.2	19	0	37	93	1433	15.4	47	9
Ties	-	-	-	-	-	-	-	-	-	-	-	-



ANTOINE SIMPSON

6-2 • 310

Defensive Tackle

Born: 12/7/76

College: Houston '98

Acquired: FA, 1999 • Signed Through: 2000

NFL: Second Season • Dolphins: Second Season

#98

PRO CAREER

1999 – Appeared in four regular season games, all in a reserve role . . . Dressed but did not play in three games, was inactive for nine others . . . Also was inactive for both playoff games . . . Did not post any stats over the course of the season . . . Made his NFL debut in a reserve role vs. Arizona (9/19) . . . Also saw limited action at Indianapolis (10/10), vs. San Diego (12/19) and at Washington (1/2/00).

1998 – Went to camp with the Dolphins as an undrafted rookie free agent . . . Was waived on August 25 . . . Was signed to the practice squad on September 1 and spent one week there before being released on September 8.

COLLEGE

Played two seasons at the University of Houston (1996-97) after transferring from Fort Scott (Kansas) Community College . . . In his two seasons with the Cougars, totaled 36 tackles, including five for loss, three sacks and a forced fumble . . . Majored in sociology.

PERSONAL

Single, resides in Plantation, Fla . . . Has a son, Dedrick . . . Was the Houston Touchdown Club Player of the Year as a senior at LaPorte (Texas) High School . . . Lists "Titanic" as favorite movie and "Martin" as favorite television show . . . Full name is Antoine Lagree Simpson, born December 7, 1976, in Gary, Ind.

NFL REGULAR SEASON STATISTICS


YEAR	TEAM	G-S	TACK.	ASST.	TOTAL	FUM. REC.	FOR. FUM.	QB SACK	YDS LOST
1999	Miami	4-0	0	0	0	0	0	0	0.0



DOLPHIN FACT

The Dolphins have selected a player from a Florida university in 18 of the team's 35 college drafts. Overall, the Dolphins have drafted 36 players from the State of Florida. The University of Miami leads the way with 14 Dolphin draftees, followed by nine from the University of Florida, six from Florida State University, four from the University of Tampa, two from Bethune Cookman and one from Florida A&M.

When the Dolphins drafted Miami's Yatil Green in the first round in 1997, it was the first time since 1991 and the fourth time overall that the Dolphins have selected a player from a Florida school in the first round.



BRENT SMITH

6-5 • 315

Guard

Born: 11/21/73

College: Mississippi State '97

Acquired: D3d, 1997 • Signed Through: 2002

NFL: Fourth Season • Dolphins: Fourth Season

#74

PRO CAREER

1999 – Signed a three-year contract through the 2002 season on June 9, 2000 . . . Played in all 16 regular season games, including four starts . . . Started at left tackle in place of the injured Richmond Webb (knee) at Indianapolis (10/10) and at New England (10/17) . . . Opened at right tackle in place of an injured James Brown (ankle) vs. Indianapolis (12/5) and vs. San Diego (12/19) . . .

PLAYOFFS: Appeared in one of Miami's two playoff games following the 1999 season . . . Played in a reserve role in Divisional contest at Jacksonville (1/15/00) . . . In his career, has appeared in three postseason games, including a pair of starts.

1998 – Underwent surgery on May 2, 1998, to repair a tear in his abdominal musculature as well as a small inguinal hernia repair . . . The surgery was performed by Dr. David Diaz at HealthSouth Doctor's Hospital in Coral Gables . . . Played in a total of eight regular season games in '98, starting seven of them . . . Was inactive for each of the first eight contests . . . Made the first start of his NFL career, at left tackle in place of the injured Richmond Webb (triceps), in game 9 vs. Indianapolis (11/8) . . . The Colts contest also marked the first appearance of his NFL career . . . Also started games 9-13 for the injured Webb . . . Opened each of the last two games, vs. Denver (12/21) and at Atlanta (12/27) for Webb . . . Started both playoff games following the 1998 season . . . Started at left guard in First-Round Playoff game vs. Buffalo (1/2/99), marking his NFL postseason debut . . . Opened at left tackle in Divisional contest at Denver (1/9/99).

1997 – Was inactive for 14 regular season contests, dressed but did not play in the other two during his rookie season . . . Was inactive for First-Round Playoff game at New England (12/28) . . . Fourth of four third-round draft choices by Miami (96th overall) in 1997, a compensatory pick awarded by the NFL as a result of net free agent losses from 1996.

COLLEGE

Was a four-year letterman (1993-96) and three-year starter at Mississippi State . . . Was a first-team All-Southeastern Conference selection as a senior when he started every game at left tackle . . . Was an honorable mention All-SEC choice his junior year when he finished the year with 88 knockdown blocks from his left tackle spot . . . Converted to the offensive line following his sophomore season . . . Started every game at defensive end his sophomore season for the Bulldogs . . . Finished with 40 tackles . . . Saw action at offensive tackle, defensive tackle and defensive end as a freshman . . . Majored in educational psychology and criminology.

PERSONAL


Married to Ginger, couple resides in Pontotoc, Miss., and Weston, Fla. with daughter, Lindsey (9/16/93), and sons, Wyatt (7/31/97) and Carson (4/14/00) . . . Attended Pontotoc (Miss.) High School, where he lettered in football and track & field . . . Enjoys fishing in his spare time . . . Has participated in events benefiting the Cystic Fibrosis Foundation . . . Assisted in building houses in Miami for Habitat for Humanity each of the past two offseasons . . . Lists "Silence of the Lambs" as favorite movie, "Seinfeld" as favorite television show and Alan Jackson as favorite recording artist . . . Full name is Gary Brent Smith, born November 21, 1973, in Dallas, Texas.

NFL REGULAR SEASON STATISTICS

GAMES/STARTS: 1997: 0/0, 1998: 8/7, 1999: 16/4 3-YEAR TOTALS: 24/11

NFL PLAYOFF STATISTICS

GAMES/STARTS: 1997: 0/0, 1998: 2/2, 1999: 1/0 PLAYOFF TOTALS: 3/2



LAMAR SMITH

5-11 • 229

Running Back

Born: 11/29/70

College: Houston '94

Acquired: FA, 2000 • Signed Through: 2001

NFL: Seventh Season • Dolphins: First Season

#26

PRO CAREER

1999 – Signed a two-year contract with Miami as a free agent on March 20, 2000 . . . Had been released by New Orleans on February 24, 2000 . . . Played in 13 games with the Saints in '99, including two starts . . . Was inactive for two contests, dressed but did not play in another . . . Was second on the team with 205 yards rushing on 60 carries . . . Also caught 20 passes for 151 yards and one touchdown . . . Rushed for a season-high 66 yards on 13 attempts with a season-long run of 24 yards, in season-opener vs. Carolina (9/12) . . . Caught two passes for nine yards, including a four-yard TD catch from Billy Joe Toller for his only score of the season, vs. Tennessee (10/17) . . . Had four receptions for 27 yards vs. Tampa Bay (11/7) . . . Rushed for 54 yards on 18 attempts with a long of 15, and caught four passes for 36 yards at St. Louis (11/28) . . . Did not appear in each of the last three games of the year, and was inactive for each of the last two.

1998 – Signed a four-year contract with the Saints as an unrestricted free agent on March 2, 1998 . . . Played in 14 games with nine starts in his first season with the Saints . . . Was inactive for two contests . . . Led the team with 457 yards rushing and one touchdown on 138 carries . . . Also caught a career-high 24 passes for 249 yards and two touchdowns, and completed one of two passes for 20 yards and a touchdown . . . Accounted for his only NFL completion, which was good for a 20-yard TD to WR Andre Hastings, in season-opener at St. Louis (9/6) . . . Also caught three passes for a career-high 60 yards, including a career-long 35-yard scoring reception, in the Rams game . . . Rushed for 78 yards on 12 carries the following week vs. Carolina (9/13) . . . Broke loose for a career-high 157 yards rushing on 24 attempts, including a long run of 33 yards, the week afterwards at Indianapolis (9/27) . . . Caught four passes for 44 yards, including a seven-yard TD reception, vs. New England (10/4) . . . Lone rushing touchdown of the year came on a five-yard run at Atlanta (10/19), when he rushed for 49 yards on 19 carries.

1997 – Appeared in 12 games with two starts for Seattle . . . Was inactive for four contests . . . Rushed for 392 yards and two touchdowns on 91 carries, while also catching 23 passes for 183 yards . . . Had one two-point conversion . . . Led team with 76 yards rushing and a touchdown on 12 attempts at Indianapolis (9/14) . . . Ran for team and season-best 78 yards on 12 carries at Kansas City (9/28), when he also broke loose for a season-long 35-yard run, the second-longest of his career . . . Had four receptions for 42 yards vs. Tennessee (10/5) . . . Sustained a broken fibula at St. Louis (10/19) and was inactive for each of the next four contests.

1996 – Played in all 16 contests, including two starts . . . Rushed for a career-high 680 yards and eight touchdowns on 153 carries, a 4.4-yard average per rush attempt . . . Also caught nine passes for 58 yards . . . Had three two-point conversions to his credit, which are

tied for the NFL single-season record . . . Touchdown total tied for the team-lead, while his 680 yards rushing were second-most, and a figure which would have led six other clubs in 1996 . . . Ran for 90 yards and a touchdown on 15 carries vs. Minnesota (11/10) . . . First career start came the following week, in place of an injured Chris Warren, at Detroit (11/17) . . . Responded with a season-best 148 yards rushing and a touchdown on a career-high 33 attempts . . . Rushed for 87 yards and a career-high two touchdowns in season-finale at Oakland (12/22) . . . Scores came on runs of 27 and three yards.

1995 – Appeared in 13 contests, all in a reserve capacity . . . Rushed for 215 yards on 26 carries, including a career-long 68-yard run . . . Also caught one pass for ten yards . . . Was inactive for each of the first two games with a sprained ankle sustained in the preseason . . . Rushed three times for 85 yards, including a career-long 68-yard run, at Arizona (10/29) . . . That run currently is the third-longest in Seattle history . . . Rushed 19 times for a season-high 84 yards and caught one pass for ten yards vs. N.Y. Giants (11/5).

1994 – Played in two games, both in a reserve role, during his rookie season with the Seahawks . . . Rushed for minus-one yard on two attempts . . . Sustained a sprained ankle in preseason finale at San Francisco (8/26) and was inactive for each of the first three games of the regular season . . . Injured his back in an auto accident on December 1 and spent the remainder of the year on the Non-Football Injury list . . . Third-round draft choice (73rd overall) of Seattle in 1994.

COLLEGE

Started each of his two seasons at Houston (1992-93) after transferring from Northeastern Oklahoma A&M Junior College, where he also played two years . . . In his career with the Cougars, rushed for 1,262 yards and 11 touchdowns on 207 attempts, a 6.1-yard average . . . Added 59 receptions for 520 yards and five touchdowns . . . Led the team in rushing both years, including a career-high 845 yards on 111 carries, for a Southwest Conference-best 7.6-yard average per attempt his junior season of 1992 . . . Rushed for 417 yards as a senior in 1993 despite missing each of the first five games with a shoulder injury . . . Majored in sports management.

PERSONAL

Has a son, Lamar Hunter Smith, Jr. (6/9/00) . . . Prepped at South Side High School in Fort Wayne, Ind., where he lettered in both football and basketball . . . Born November 29, 1970 in Fort Wayne, Ind.

NFL REGULAR SEASON STATISTICS

YEAR	TEAM	RUSHING						RECEIVING			
		G-S	ATT.	YDS.	AVG.	LG	TD	NO.	YDS.	LG	TD
1994	Seattle	2-0	2	-1	-0.5	0	0	0	0	0	0
1995	Seattle	13-0	36	215	6.0	68	0	1	10	10	0
1996	Seattle	16-2	153	680	4.4	29	8	9	58	22	0
1997	Seattle	12-2	91	392	4.3	35	2	23	183	22	0
1998	New Orleans	14-9	138	457	3.3	33	1	24	249	35t	2
1999	New Orleans	13-2	60	205	3.4	24	0	20	151	26	1
6-YEAR TOTALS		70-15	480	1948	4.1	68	11	77	651	35t	3

ADDITIONAL STATS

Kickoff Returns: 1 for 20 yards in 1995, 1 for 14 yards in 1997 for total of 2 for 34 yards, 17.0 avg., long 20

Passing: 1 completion of 2 attempts for 20 yards with 1 touchdown in 1998

Two-Point Conversions: 3 in 1996, 1 in 1997 for total of 4

SINGLE-GAME HIGHS

Most Rushing Yards: 157 at Indianapolis, 9/27/98
 148 at Detroit, 11/17/96
 90 vs. Minnesota, 11/10/96
 87 at Oakland, 12/22/96

Most Rushing Attempts:	85	at Arizona, 10/29/95
	33	at Detroit, 11/17/96
	25	at Oakland, 12/22/96
	24	at Indianapolis, 9/27/98
	19	vs. N.Y. Giants, 11/5/95
Longest Runs:	19	at Atlanta, 10/18/98
	68	at Arizona, 10/29/95
	35	at Kansas City, 9/28/97
	33	at Indianapolis, 9/27/98
	29	vs. Kansas City, 9/15/96
Most Rushing TDs:	27	at Oakland, 12/22/96
	27	vs. Carolina, 9/13/98
	2	at Oakland, 12/22/96
	1	nine times (last: at Atlanta, 10/19/98)
	4	vs. Denver, 9/7/97
Most Receptions:	4	at Kansas City, 9/28/97
	4	vs. Tennessee, 10/5/97
	4	vs. New England, 10/4/98
	4	at Arizona, 12/20/98
	4	vs. Tampa Bay, 11/7/99
Most Receiving Yards:	4	at St. Louis, 11/28/99
	60	at St. Louis, 9/6/98
	46	at Arizona, 12/20/98
	44	vs. New England, 10/4/98
	42	vs. Tennessee, 10/5/97
Longest Receptions:	36	at St. Louis, 11/28/99
	35	at St. Louis, 9/6/98
	26	at St. Louis, 11/28/99
	22	vs. Houston, 11/3/96
	22	vs. N.Y. Jets, 8/31/97
	21	vs. New England, 10/4/98
	21	at Atlanta, 12/5/99

RUSHING BREAKDOWN

	1999						CAREER					
	G	NO	YDS	AVG	LG	TD	G	NO	YDS	AVG	LG	TD
Buffalo	-	-	-	-	-	-	3	10	27	2.7	12	1
Indianapolis	-	-	-	-	-	-	2	36	233	6.5	33	1
Miami	-	-	-	-	-	-	2	14	38	2.7	10	0
New England	-	-	-	-	-	-	1	13	22	1.7	11	0
N.Y. Jets	-	-	-	-	-	-	1	2	17	8.5	15	0
AFC East	-	-	-	-	-	-	9	75	337	4.5	33	2
Baltimore	-	-	-	-	-	-	1	12	47	3.9	10	1
Cincinnati	-	-	-	-	-	-	1	1	2	2.0	2	0
Cleveland	1	4	17	4.3	8	0	1	4	17	4.3	8	0
Jacksonville	1	3	-12	-4.0	0	0	3	21	52	2.5	16	0
Pittsburgh	-	-	-	-	-	-	1	2	-1	-0.5	0	0
Tenn./Hous.	1	2	16	8.0	11	0	3	16	47	2.9	11	0
AFC Central	3	9	21	2.3	11	0	10	56	164	2.9	16	1
Denver	-	-	-	-	-	-	6	27	120	4.4	25	0
Kansas City	-	-	-	-	-	-	5	27	174	6.4	35	1
Oakland	-	-	-	-	-	-	5	37	126	3.4	27	2
San Diego	-	-	-	-	-	-	4	16	59	3.7	21	1
Seattle	-	-	-	-	-	-	-	-	-	-	-	-
AFC West	-	-	-	-	-	-	20	107	479	4.5	35	4
AFC Total	3	9	21	2.3	11	0	39	238	980	4.1	35	7
Arizona	-	-	-	-	-	-	2	16	126	7.9	68	0
Dallas	-	-	-	-	-	-	1	1	-1	-1.0	-1	0
N.Y. Giants	1	1	-5	-5.0	-5	0	2	20	79	4.0	16	0
Philadelphia	-	-	-	-	-	-	1	0	0	0.0	0	0
Washington	-	-	-	-	-	-	1	0	0	0.0	0	0
NFC East	1	1	-5	-5.0	-5	0	7	37	204	5.5	68	0

RUSHING BREAKDOWN

	1999							CAREER						
	G	NO	YDS	AVG	LG	TD		G	NO	YDS	AVG	LG	TD	
Chicago	1	10	19	1.9	12	0		1	10	19	1.9	12	0	
Detroit	-	-	-	-	-	-		1	33	148	4.5	18	1	
Green Bay	-	-	-	-	-	-		1	2	5	2.5	4	0	
Minnesota	-	-	-	-	-	-		2	26	111	4.3	22	1	
Tampa Bay	1	2	22	11.0	13	0		2	9	54	6.0	14	1	
NFC Central	2	12	41	3.4	13	0		7	80	337	4.2	22	3	
Atlanta	2	2	9	4.5	5	0		5	31	90	2.9	15	1	
Carolina	1	13	66	5.1	24	0		2	25	144	5.8	27	0	
New Orleans	-	-	-	-	-	-		-	-	-	-	-	-	
St. Louis	2	18	54	3.0	15	0		5	49	111	2.3	15	0	
San Francisco	2	5	19	3.8	7	0		5	20	83	4.2	23	0	
NFC West	7	38	148	3.9	24	0		17	125	428	3.4	27	1	
NFC Total	10	51	184	3.6	24	0		31	242	969	4.0	68	4	
Home	7	26	138	5.3	24	0		36	195	801	4.1	29	4	
Road	6	34	67	2.0	15	0		34	285	1148	4.0	68	7	
1st Down	-	-	-	-	-	-		-	-	-	-	-	-	
2nd Down	-	-	-	-	-	-		-	-	-	-	-	-	
3rd Down	-	-	-	-	-	-		-	-	-	-	-	-	
4th Down	-	-	-	-	-	-		-	-	-	-	-	-	
1st Half	-	-	-	-	-	-		-	-	-	-	-	-	
2nd Half	-	-	-	-	-	-		-	-	-	-	-	-	
Overtime	-	-	-	-	-	-		-	-	-	-	-	-	
Grass	3	15	18	1.2	12	0		23	143	613	4.3	68	4	
Turf	10	45	187	4.2	24	0		47	337	1336	4.0	33	7	
Aug./Sept.	2	15	77	5.1	24	0		17	130	667	5.1	35	3	
October	5	19	56	2.9	12	0		18	107	418	3.9	68	2	
November	4	26	72	2.8	15	0		18	139	499	3.6	23	2	
Dec./Jan.	2	0	0	0.0	0	0		17	104	365	3.5	27	4	
Games 1-8	8	36	155	4.3	24	0		36	239	1107	4.6	68	5	
Games 9-16	5	24	50	2.1	15	0		34	241	842	3.5	27	6	
Wins	2	16	74	4.6	24	0		29	234	967	4.1	33	7	
Losses	11	44	131	3.0	15	0		41	246	982	4.0	68	4	
Ties	-	-	-	-	-	-		-	-	-	-	-	-	

RECEIVING BREAKDOWN


	1999							CAREER						
	G	NO	YDS	AVG	LG	TD		G	NO	YDS	AVG	LG	TD	
Buffalo	-	-	-	-	-	-		3	2	11	5.5	9	0	
Indianapolis	-	-	-	-	-	-		2	1	4	4.0	4	0	
Miami	-	-	-	-	-	-		2	2	10	5.0	7	0	
New England	-	-	-	-	-	-		1	4	44	11.0	21	1	
N.Y. Jets	-	-	-	-	-	-		1	2	34	17.0	22	0	
AFC East	-	-	-	-	-	-		9	11	103	9.4	22	1	
Baltimore	-	-	-	-	-	-		1	1	2	2.0	2	0	
Cincinnati	-	-	-	-	-	-		1	0	0	0.0	0	0	
Cleveland	1	1	11	11.0	11	0		1	1	11	11.0	11	0	
Jacksonville	1	1	4	4.0	4	0		3	3	14	4.7	8	0	
Pittsburgh	-	-	-	-	-	-		1	0	0	0.0	0	0	
Tenn./Hous.	1	2	9	4.5	5	1		3	7	73	10.4	22	1	
AFC Central	3	4	24	6.0	11	1		10	12	100	8.3	22	1	
Denver	-	-	-	-	-	-		6	4	20	5.0	11	0	
Kansas City	-	-	-	-	-	-		5	5	36	7.2	17	0	
Oakland	-	-	-	-	-	-		5	3	0	0.0	4	0	
San Diego	-	-	-	-	-	-		4	1	6	6.0	6	0	
Seattle	-	-	-	-	-	-		-	-	-	-	-	-	
AFC West	-	-	-	-	-	-		20	13	62	4.8	17	0	
AFC Total	3	4	24	6.0	11	1		39	36	265	7.4	22	2	
Arizona	-	-	-	-	-	-		2	4	46	11.5	16	0	
Dallas	-	-	-	-	-	-		1	0	0	0.0	0	0	
N.Y. Giants	1	0	0	0.0	0	0		2	1	10	10.0	10	0	
Philadelphia	-	-	-	-	-	-		1	0	0	0.0	0	0	
Washington	-	-	-	-	-	-		1	0	0	0.0	0	0	
NFC East	1	0	0	0.0	0	0		7	5	56	11.2	16	0	

RECEIVING BREAKDOWN

1999

CAREER

	G	NO	YDS	AVG	LG	TD	G	NO	YDS	AVG	LG	TD
Chicago	1	1	16	16.0	16	0	1	1	16	16.0	16	0
Detroit	-	-	-	-	-	-	1	1	19	19.0	19	0
Green Bay	-	-	-	-	-	-	1	0	0	0.0	0	0
Minnesota	-	-	-	-	-	-	2	1	18	18.0	18	0
Tampa Bay	1	4	27	6.8	12	0	2	5	25	5.0	12	0
NFC Central	2	5	43	8.6	16	0	7	8	78	9.8	19	0
Atlanta	2	3	30	10.0	21	0	5	8	72	9.0	21	0
Carolina	1	1	-3	-3.0	-3	0	2	1	-3	-3.0	-3	0
New Orleans	-	-	-	-	-	-	-	-	-	-	-	-
St. Louis	2	6	51	8.5	26	0	5	14	141	10.1	35	1
San Francisco	2	1	6	6.0	6	0	5	5	42	8.4	18	0
NFC West	7	11	84	7.6	26	0	17	28	252	9.0	35	1
NFC Total	10	16	127	7.9	26	0	31	41	386	9.4	35	1
Home	7	13	74	5.7	14	1	36	39	295	7.6	22	2
Road	6	7	77	11.0	26	0	34	38	356	9.4	35	1
1st Down	-	-	-	-	-	-	-	-	-	-	-	-
2nd Down	-	-	-	-	-	-	-	-	-	-	-	-
3rd Down	-	-	-	-	-	-	-	-	-	-	-	-
4th Down	-	-	-	-	-	-	-	-	-	-	-	-
1st Half	-	-	-	-	-	-	-	-	-	-	-	-
2nd Half	-	-	-	-	-	-	-	-	-	-	-	-
Overtime	-	-	-	-	-	-	-	-	-	-	-	-
Grass	3	2	20	10.0	16	0	23	22	150	6.8	18	0
Turf	10	18	131	7.3	26	1	47	55	501	9.1	35	3
Aug./Sept.	2	1	-3	-3.0	-3	0	17	18	155	8.6	35	1
October	5	6	45	7.5	16	1	18	20	186	9.3	21	2
November	4	10	73	7.3	26	0	18	21	182	8.7	26	0
December	2	3	36	12.0	21	0	17	18	128	7.1	21	0
Games 1-8	8	11	69	6.3	16	1	36	42	368	8.8	35	3
Games 9-16	5	9	82	9.1	26	0	34	35	283	8.1	26	0
Wins	2	2	3	1.5	6	0	29	24	184	7.7	35	1
Losses	11	18	148	8.2	26	1	41	53	467	8.8	26	2
Ties	-	-	-	-	-	-	-	-	-	-	-	-



PATRICK SURTAIN

5-11 • 192

Cornerback

Born: 6/19/76

College: Southern Mississippi '98

Acquired: D2a, 1998 • Signed Through: 2001

NFL: Third Season • Dolphins: Third Season

#23

PRO CAREER

1999 – Played in all 16 regular season games, including six starts . . . Finished the year with 48 total tackles (40 solo), two sacks for nine yards lost, two interceptions for 28 yards, and nine passes defended . . . His two sacks tie him with three other players for the third-most ever by a Dolphins defensive back in a season, trailing only the three by Liffort Hobley (1990) and Jerry Wilson (1999) . . . Also tied for seventh on the squad with ten special teams tackles . . . Recorded five tackles at New England (10/17) when he came up with his first interception of the year . . . Made the first start of his career when he opened at left cornerback vs. Indianapolis (12/5) . . . Went on to start each of the final six regular season games and both playoff contests . . . Registered five stops in that Colts game when he also picked off a Peyton Manning pass and returned it a career-long 28 yards . . . Posted seven stops at N.Y. Jets

(12/12) . . . Tallied a season-high nine tackles at Washington (1/2/00), including the first two sacks of his NFL career . . . It marked just the second time in club history that a defensive back accounted for two sacks in a game, as Surtain joined Liffort Hobley, who did it on November 22, 1992 against Houston . . .

PLAYOFFS: Started both playoff games following the 1999 season at left cornerback . . . Was second on the team with 13 total tackles, while he also defended a team-high three passes . . . Was credited with three passes defended in First-Round game at Seattle (1/9/00) . . . Recorded eight tackles in Divisional contest at Jacksonville (1/15/00) . . . In his career has appeared in four postseason games, including two starts . . . Has posted 16 tackles and three passes defended on defense and one stop on special teams.

1998 – Played in all 16 regular season games and both playoff contests, all in a reserve role, during his rookie season . . . Was inserted in nickel and dime situations on defense, and finished the regular season with 29 total tackles, two interceptions and 11 passes defended, which were third-most on the club . . . Also contributed eight special teams tackles over the course of the year . . . Was an All-Rookie selection by College and Pro Football Newsweekly . . . Made NFL debut in a reserve capacity at Indianapolis (8/31) . . . Had two tackles and the first interception of his career vs. Buffalo (9/13), when he picked off a Rob Johnson pass . . . Also came up with two special teams tackles in that contest . . . Was awarded a defensive game ball for his performance in the Dolphins' 13-7 victory over the Bills . . . Established a season-high with four tackles vs. Pittsburgh (9/20) . . . Second career interception occurred vs. St. Louis (10/18) when he picked off a Tony Banks pass on the Rams' final offensive play of the game with 4:09 remaining to preserve shutout in a 14-0 win . . . Totaled four tackles vs. Indianapolis (11/8) . . . Had a pair of stops on special teams vs. New Orleans (11/29) . . . Had four stops and a pass defended at Oakland (12/6) . . . Appeared in both playoff games following the 1998 season in a reserve role . . . Recorded three tackles on defense and one on special teams . . . Made his NFL postseason debut in First-Round game vs. Buffalo (1/2/99) and amassed three stops . . . First of two second-round draft choices (44th overall) of Miami in 1998 with a choice obtained from Carolina in a draft trade-up.

COLLEGE

Was a four-year letterman (1994-97) and two-year starter in college . . . Appeared in 40 games with 23 starts during his career . . . Accumulated 189 tackles, 13 interceptions, a sack and 31 passes defended . . . Was named the Conference USA Player of the Year by The Football News following his senior season of 1997 when he started all 11 games and finished with 66 tackles, six interceptions and 15 passes defended . . . Interception total ranked 11th in the nation . . . Was named the Conference USA and school's Defensive Player of the Week with two interceptions against Florida . . . Opened all 11 contests as a junior in 1996 and earned first-team All-Conference USA honors . . . Notched 84 tackles, six interceptions and eight passes defended . . . Interception total tied for sixth in the nation . . . Majored in sports administration.

PERSONAL

Resides in Plantation, Fla . . . Has a son, Patrick, Jr. (4/14/00) . . . Attended Edna Karr High School in New Orleans, La . . . As a quarterback, was named MVP of the 1993 state championship game his senior season . . . Earned second-team all-state, first-team all-district and team MVP honors following his senior season . . . Completed 44 of 97 passes for 753 yards and seven touchdowns, and rushed for 784 yards and 12 scores on 137 carries . . . Was an all-state selection in basketball and a member of the school's state title team his junior year . . . Also lettered in baseball and track . . . Along with other Dolphins defensive backs, has been part of the "Prudential/No Passing Zone" program each of the last two years in which each member donated three tickets for every home game to the Boys and Girls Clubs of Broward County . . . Along with the other defensive backs, won the team's Community Service Award for 1999 . . . Enjoys reading and watching television in his spare time . . . Lists "Soul Food" as favorite movie, "Martin" as favorite television show, "A Time to Kill" as favorite book and Juvenile as favorite recording artist . . . Full name is Patrick Frank Surtain, born June 19, 1976, in New Orleans, La.

NFL REGULAR SEASON STATISTICS

YEAR	TEAM	G-S	TACK.	ASST.	TOTAL	FUM. REC.	INT.	YDS.	LG	TD
1998	Miami	16-0	25	4	29	0	2	1	1	0
1999	Miami	16-6	40	8	48	0	2	28	28	0
2-YEAR TOTALS		32-6	65	12	77	0	4	29	28	0


NFL PLAYOFF STATISTICS

YEAR	TEAM	G-S	TACK.	ASST.	TOTAL	FUM. REC.	INT.	YDS.	LG	TD
1998	Miami	2-0	3	0	3	0	0	0	0	0
1999	Miami	2-2	13	0	13	0	0	0	0	0
PLAYOFF TOTALS		4-2	16	0	16	0	0	0	0	0

ADDITIONAL STATS

Passes Defensed: 11 in 1998, 9 in 1999 for total of 20 (P-3)

Special Teams Tackles: 8 in 1998, 10 in 1999 for total of 18 (P-1)



JASON TAYLOR

6-6 • 260

Defensive End

Born: 9/1/74

College: Akron '97

Acquired: D3a, 1997 • **Signed Through:** 2000

NFL: Fourth Season • **Dolphins:** Fourth Season

#99

PRO CAREER

1999 – Started all 15 games in which he played at right defensive end . . . Was inactive for one contest . . . Finished the year with 55 total tackles (32 solo), 2.5 sacks for 19.5 yards in losses, one interception, two fumble recoveries, including one for a touchdown, and four passes defensed . . . Also added seven special teams tackles over the course of the season . . . First NFL touchdown came in season-opener at Denver (9/13) when he recovered a Brian Griese fumble forced by Rich Owens and returned it four yards for a score . . . Had six tackles, a sack and a forced fumble vs. Philadelphia (10/24) . . . Had two tackles, including a sack, at Oakland (10/31) . . . Posted a season-high seven tackles at Buffalo (11/14) . . . First career interception occurred when he picked off a Drew Bledsoe pass vs. New England (11/21) . . . Was inactive vs. San Diego (12/19) with a sprained right ankle sustained the previous week vs. N.Y. Jets . . .

PLAYOFFS: Started both playoff games following the 1999 season at right end . . . Totaled three tackles . . . In his career has started all three postseason contests in which he has appeared. . . Has amassed six tackles.

1998 – Played in all 16 regular season games, starting 15 of them . . . Opened 14 contests at right end and one on the left side . . . Finished with 52 total tackles, nine sacks for 37 yards lost, a team-high four forced fumbles and nine passes defensed . . . Tackle total ranked ninth on the team . . . Nine sacks were second on the club, trailing only Trace Armstrong's 10.5 . . . The total also was ninth-most in the AFC . . . Nine passes defensed were fifth on the club and the most among linemen . . . Put together three multiple-sack games on the year . . . Played in a reserve role in season-opener at Indianapolis (8/31) due to a partial tear of the distal third of the sartorius tendon in his left knee (tendon located behind the knee) that he sustained during the preseason . . . Tallied three tackles and a sack in the Colts game . . . Notched seven tackles,

including two sacks, vs. Buffalo (9/13), marking the first multiple sack game of his career . . . His two sacks were among eight by the Dolphins that day, tied for the second-highest single-game total in club history . . . Posted three tackles, two sacks and a forced fumble at N.Y. Jets (10/4) . . . Registered a season-high eight tackles and a pass defended vs. New England (10/25), when the Dolphins held the Patriots without a touchdown in a 12-9 overtime victory . . . Was awarded a defensive game ball for his performance . . . Recorded five tackles, a sack and two passes defended at Carolina (11/15) as Dolphins held the Panthers without a touchdown in a 13-9 win . . . Was awarded a defensive game ball for his efforts in that contest as well . . . Had five tackles, two sacks and a forced fumble at Oakland (12/6) . . . His two sacks were among eight on the day by Miami as a team, tied for the second-highest single-game total in franchise history, and Taylor received a defensive game ball. . . Registered seven tackles and a sack vs. Denver (12/21) . . . Sustained a fractured right clavicle in the first half of season finale at Atlanta (12/27) . . . Was placed on Injured Reserve on December 29, and missed both of Miami's playoff games following the 1998 season . . .

SACKS OVER FIRST TWO YEARS: In his first two seasons, Taylor accumulated 14 sacks, tied for the third-highest total ever by a Dolphin in his first two NFL seasons:

MOST SACKS BY A DOLPHIN IN HIS FIRST TWO SEASONS

PLAYER	FIRST-YEAR SACKS	SECOND-YEAR SACKS	TOTAL SACKS
1. Bryan Cox	2.0 (1991)	14.0 (1992)	16.0
2. A.J. Duhe	7.0 (1977)	8.0 (1978)	15.0
3. JASON TAYLOR	5.0 (1997)	9.0 (1998)	14.0
Bill Stanfill	8.0 (1969)	6.0 (1970)	14.0
5. Lorenzo Bromell	8.0 (1998)	5.0 (1999)	13.0

1997 – Played in 13 games with 11 starts at right defensive end . . . Was inactive for three contests with a fractured right forearm . . . Finished with 50 total tackles (43 solo), five sacks for 37 yards lost, two fumble recoveries, two forced fumbles and three passes defended . . . Also came up with six special teams tackles on the year . . . Sack total tied with Derrick Rodgers and Tim Bowers for second on the squad . . . His five sacks tied Rodgers for the fifth-most ever by a Dolphins rookie, and they tied for fourth among NFL rookies in 1997, along with Minnesota's Dwayne Rudd:

ROOKIE SACK LEADERS

MOST SACKS BY A DOLPHINS ROOKIE

PLAYER	YEAR	SACKS
1. Bill Stanfill	1969	8.0
Lorenzo Bromell	1998	8.0
3. A.J. Duhe	1977	7.0
4. Marco Coleman	1992	6.0
5. JASON TAYLOR	1997	5.0
Derrick Rodgers	1997	5.0

MOST SACKS BY AN NFL ROOKIE IN 1997

PLAYER	TEAM	SACKS
1. Peter Boulware	Balt.	11.5
2. Kenny Holmes	Tenn.	7.0
3. Mark Smith	Ariz.	6.0
4. JASON TAYLOR	MIA.	5.0
Derrick Rodgers	Mia.	5.0
Dwayne Rudd	Minn.	5.0

In addition, Taylor and Rodgers' combined ten sacks made them the second-most productive rookie sack tandem in Dolphins history (now tied with Lorenzo Bromell and Kenny Mixon, who also tallied ten sacks in 1998), trailing only A.J. Duhe (7) and Bob Baumhower (4), who combined for 11 in 1977 . . . Their total was second among rookie sack tandems in the NFL in 1997:

TOP NFL ROOKIE SACK TANDEM IN 1997

TEAM	PLAYER	SACKS	PLAYER	SACKS	TOTAL
Balt.	Peter Boulware	11.5	Jamie Sharper	3.0	14.5
MIAMI	JASON TAYLOR	5.0	DERRICK RODGERS	5.0	10.0
Tenn.	Kenny Holmes	7.0	Pratt Lyons	2.5	9.5
Ariz.	Mark Smith	6.0	Ty Howard	1.0	7.0
Wash.	Greg Jones	3.5	Derek Smith	2.0	5.5

GAME HIGHLIGHTS: Made his NFL debut in season-opener against Indianapolis (8/31) when he started at right defensive end . . . Tied for second on the team with a season-high ten total tackles . . . Included in that total was the first sack of his career, as he dropped QB Jim Harbaugh for an eight-yard loss . . . Tallied seven tackles, including an eight-yard sack of QB Neil O'Donnell, at N.Y. Jets (10/12), when he also knocked down a pass . . . Sustained a fractured right forearm during practice on October 16 . . . Underwent surgery to reduce and stabilize the fracture on October 17 by Dolphins team physician Dr. John Uribe at HealthSouth Doctor's Hospital in Coral Gables . . . Was inactive for each of the next three games with the injury . . . Returned to action in a reserve role vs. N.Y. Jets (11/9), wearing a cast to protect the fracture . . . Recorded a pair of tackles in the game . . . Suffered a dislocated left thumb in practice on November 19 . . . Returned to starting lineup at right end at New England (11/23), while wearing a cast on his right forearm and another to protect his left thumb . . . Came up with six tackles, including a sack, in the Patriots game . . . Recovered a fumble vs. Detroit (12/7) . . . Registered three tackles, including a sack and a forced fumble, at Indianapolis (12/14) . . . The sack and the forced fumble occurred on the same play, as he stripped the ball from Colts QB Jim Harbaugh after a two-yard loss, and the loose ball was recovered by Shawn Wooden . . . Opened at right end in First-Round Playoff game at New England (12/28) . . . Was credited with three tackles . . . The first of four third-round draft choices by Miami (73rd overall) in 1997 . . .

POSTSEASON ROOKIE HONORS: Earned several postseason all-rookie accolades . . . Was named to the all-rookie teams for Pro Football Weekly, College & Pro Football Newsweekly and Football News . . . Was also named as the Dolphins Newcomer of the Year in a vote of the South Florida media.

COLLEGE

Was a four-year letterman (1993-96) and three-year starter at Akron . . . Was a first-team All-Mid America Conference choice as a senior, when he started at left defensive end . . . Tallied 64 tackles (43 solo), and led team with ten sacks and 18 stops for loss . . . Added four fumble recoveries, three forced fumbles, six passes defended and also caught a pass for a score . . . Earned National Defensive Player of the Week honors for his performance against Virginia Tech when he posted 12 tackles, two sacks, two fumble recoveries, three stops for loss and tackled a punt returner in the end zone for a safety . . . Was an honorable mention All-America pick and a first-team All-MAC selection as a junior, when he started at weakside linebacker . . . Led team with 99 tackles . . . Added five sacks, 11 tackles for loss, three forced fumbles, a fumble recovery, five passes defended and an interception . . . Played in all 11 contests with nine starts at weakside linebacker in his sophomore campaign . . . Had 70 tackles, and led team with six sacks and four stops for loss . . . Also had an interception . . . Saw reserve action as a redshirt freshman . . . Finished with 46 tackles, including two for loss, one fumble recovery, one forced fumble, an interception and two passes defended . . . Also lettered on the Akron basketball team . . . Majored in political science/criminal justice.

PERSONAL

Single, resides in Weston, Fla . . . Was home-schooled during high school, although he played sports for Woodland Hills High School in Pittsburgh, Pa . . . Earned All-Western Pennsylvania Interscholastic Athletic League honors by Pittsburgh Press Gazette and Gateway Press his senior season as a tight end and free safety . . . Also lettered in basketball . . . Had cameo appearances on television show "Lawless", starring Brian Bosworth on FOX-TV (show was cancelled before episode aired) . . . Worked with children's hospitals in Pittsburgh and Akron . . . Has participated in events benefiting the Cystic Fibrosis Foundation and the Miami Project to Cure Paralysis . . . Assisted in building houses in Miami for Habitat for Humanity each of the past two offseasons . . . Prior to the 1999 season, released his own calendar with a portion of the proceeds going to benefit First Book, a national non-profit organization committed to giving children the opportunity to read and own their first new books . . . Member of the "Crunch on Paralysis" team, along with Trace Armstrong and Zach Thomas, and will make a donation for every sack and tackle they make in 2000 to the Miami Project to Cure Paralysis . . . Enjoys playing golf in spare time . . . Lists "Bad Boys" as favorite movie, "Fresh Prince" as favorite television shown and The Bible as favorite book . . . Full name is Jason Paul Taylor, born September 1, 1974, in Pittsburgh, Pa.

NFL REGULAR SEASON STATISTICS

YEAR	TEAM	G-S	TACK.	ASST.	TOTAL	FUM. REC.	FOR. FUM.	QB SACK	YDS LOST
1997	Miami	13-11	43	7	50	2	2	5	37.0
1998	Miami	16-15	37	15	52	0	4	9	37.0
1999	Miami	15-15	32	23	55	2	0	2½	19.5
3-YEAR TOTALS		44-41	112	45	157	4	6	16½	93.5

NFL PLAYOFF STATISTICS

YEAR	TEAM	G-S	TACK.	ASST.	TOTAL	FUM. REC.	FOR. FUM.	QB SACK	YDS LOST
1997	Miami	1-1	2	1	3	0	0	0	0.0
1998	Miami				INJURED RESERVE				
1999	Miami	2-2	3	0	3	0	0	0	0.0
PLAYOFF TOTALS		3-3	5	1	6	0	0	0	0.0


ADDITIONAL STATS

Interceptions: 1 for 0 yards in 1999

Defensive Touchdowns: 1 fumble return in 1999

Passes Defensed: 3 in 1997, 9 in 1998, 4 in 1999 for total of 16

Special Teams Tackles: 6 in 1997, 7 in 1999 for total of 13 (P-2)



LAMAR THOMAS

6-1 • 175

Wide Receiver

Born: 2/12/70

College: Miami, Fla. '93

Acquired: FA, 1996 • **Signed Through:** 2000

NFL: Eighth Season • **Dolphins:** Fifth Season

#85

PRO CAREER

1999 – Spent the entire season on injured reserve with a left shoulder subluxation sustained in a preseason game vs. New Orleans (8/13) . . . Was placed on I/R on September 5 . . . Underwent surgery on September 6, which involved the debridement of his left shoulder as well as the repair of his torn labrum . . . The surgery was performed by team physician Dr. John Uribe at HealthSouth Doctor's Hospital in Coral Gables . . .

PLAYOFFS: Spent each of Miami's two playoff games following the 1999 season on injured reserve . . . In his career, has started all three postseason games in which he has appeared . . . Has totaled ten receptions for 125 yards and a touchdown.

1998 – Played in all 16 regular season games for the first time in his NFL career . . . Started two contests . . . Had his most productive season as he caught 43 passes for 603 yards and five touchdowns . . . All three figures ranked third on the team . . . With a 14.0-yard average per reception, put together a mark of 14.0 or better in that category in each of his first three seasons with the Dolphins and in four of his first six NFL seasons . . . Caught three passes for 42 yards, including a 17-yard scoring reception from Dan Marino, vs. Buffalo (9/13) . . . The touchdown was the only one of the game for the Dolphins in a 13-7 victory . . . Hauled in three passes for 20 yards, including an eight-yard TD catch, the following week vs. Pittsburgh (9/20) . . . It marked the first time in his career that he scored touchdowns in consecutive contests . . . Grabbed four passes for 69 yards in a Monday night game at Jacksonville (10/12) . . . Reception total in that game is tied for the fifth-highest total of his career . . . Yardage figure

was his third-best of the season and sixth-highest of his career . . . Turned in the best outing of his NFL career in Monday night game vs. Denver (12/21) . . . Tied for team-lead with six receptions, led club with 136 receiving yards, marking the first 100-yard receiving game of his career . . . Also scored three touchdowns, the first multiple-TD game of his career . . . The three touchdown catches are tied for the third-highest single-game total in Dolphins history . . . Coupled with O.J. McDuffie's three TD catches against New Orleans three weeks earlier (11/29), it was the first time that two Dolphins had accounted for three or more touchdown catches in a game in the same season since 1994 when Irving Fryar had three TD catches on September 4 versus New England, and Mark Ingram accounted for four receiving scores on November 27 at the N.Y. Jets . . . Thomas' touchdowns against the Broncos came on receptions of nine, 56, and 17 yards, all from Dan Marino . . . The 56-yarder represented a season-long and is the second-longest reception of his career . . . Six receptions matched a personal single-game high which he first established against New England in a Monday night game on December 22, 1997 . . . Recorded four catches for 79 yards in season finale at Atlanta (12/27) . . . His yardage total in that game was his second-highest of the season and of his career . . . Started both playoff games following the 1998 season . . . Finished third on the team in the postseason with seven catches for 67 yards . . . Had one receiving score as well, the only one during the 1998 playoffs for the Dolphins . . . Caught four passes for 36 yards, including an 11-yard touchdown reception from Dan Marino, in First-Round victory over Buffalo (1/2/99) . . . The score was the first of his NFL playoff career.

1997 – Played in 12 regular season games with six starts . . . Finished with 28 receptions for 402 yards and two touchdowns . . . Reception total tied for fifth on the team, yardage figure ranked fourth and two receiving scores were third-most . . . Reception and yardage totals both marked career-highs at that point, while his two touchdowns equaled a career-best at the time that he first established in his rookie season of 1993 as a member of Tampa Bay . . . Was inactive for each of the first four contests . . . Saw initial action of the year vs. Kansas City (10/5), when he caught three passes for 43 yards . . . Made his first start of the season at N.Y. Jets (10/12), and caught five passes for a season-high 75 yards, including a 22-yard touchdown catch from Dan Marino . . . Hauled in four passes for 53 yards at New England (11/23) . . . Season-long catch of 26 yards came vs. Detroit (12/7), when it marked his only reception of the game . . . Tied for team-lead with a career-best six catches, totaling a team-high 64 yards, in season finale vs. New England (12/22) . . . Also had an eight-yard touchdown grab from Marino in the contest . . . Started First-Round Playoff game at New England (12/28), and caught three passes for a team-high 62 yards, including a long reception of 42 yards.

1996 – Opened camp with Tampa Bay . . . Waived by Buccaneers on July 17 . . . Signed with Dolphins as free agent on July 27 . . . Played in nine games with three starts . . . Was inactive for three contests . . . Finished with ten catches for 166 yards and one touchdown . . . Made first start of season, at Arizona (9/8), and tied for team lead with three receptions for 40 yards, including a 20-yard TD . . . Came off bench at New England (11/3) and caught three passes for a season-best 71 yards, including a 34-yard grab . . . His 71 yards in receptions marked second-highest single-game total of his career at that point and now is the fifth-highest.

1995 – Played in 11 games for Tampa Bay . . . Finished with ten receptions for 107 yards and one rush for nine yards . . . Had one reception for 19 yards and a five-yard run against Washington (9/24) . . . Spent weeks six through nine on inactive list . . . Saw most extensive action of season at Minnesota (12/3) and had one reception for a season-high 24 yards.

1994 – Played 11 games . . . Finished with seven receptions for 94 yards . . . Was on inactive list for games two through five and week eight . . . Had best statistical game of year at Atlanta (10/9) with a season-best four catches for 59 yards, including season-long 27-yard catch.

1993 – Played in 14 games with two starts . . . Finished with eight receptions for 186 yards (23.3 yards per catch) and two touchdowns . . . Had career-long 62-yard touchdown reception against Chicago (9/26) . . . Made first career NFL start, against Green Bay (10/24) . . . Scored second career touchdown on 20-yard grab in season-finale against San Diego (1/2/94) . . . Third round draft choice (60th overall) of Tampa Bay in 1993.

COLLEGE

Four-year letterman (1989-92) and three-year starter at Miami (Fla.) . . . Finished collegiate career with 144 receptions for 2,271 yards (15.8 average) and 23 touchdowns . . . Set school record for career receptions (144), one better than Michael Irvin's 143 receptions . . . Also ranked

second in both receiving yards (behind Irvin's 2,423) and touchdowns (behind Irvin's 26) . . . Had eight career 100-yard receiving games . . . Added 14 catches for 160 yards in four bowl games . . . Named to several All-America teams and was a consensus first team All-Big East choice as a senior in 1992 . . . Finished second on team with 47 receptions for 701 yards and ten touchdowns . . . Had four multiple-TD catch games and two 100-yard games . . . Selected first team All-Big East as a junior . . . Posted 39 receptions for 623 yards and six scores . . . Started as a sophomore and finished with 43 catches for 742 yards (career best 17.3 average) and six touchdowns . . . Posted three 100-yard receiving games . . . Set school record with three touchdowns in win over Texas Tech . . . Contributed 15 receptions for 205 yards and a touchdown as a redshirt freshman . . . Redshirted in 1988 . . . Majored in human development with a 3.59 GPA.

PERSONAL

Married to Ebony, couple resides in Davie, Fla., with son, Chandler Thomas (2/12/97) . . . While at Miami (Fla.), played on basketball team as a sophomore and also captured Big East high jump title as a senior for school's track team . . . Attended Buchholz High School in Gainesville, Fla . . . Lettered in football, baseball, track, basketball, and tennis . . . Named First Team all-state, USA Today Honorable Mention All-America and was Gainesville's Player of the Year as a senior . . . Also earned exact same honors in basketball as a senior . . . Recruited by Syracuse for basketball . . . Lists "Brian's Song" as favorite movie, "Arli\$\$" as favorite television show and Michael Jackson as favorite recording artist . . . An extremely community minded player . . . Spends much of his off-season speaking in local schools . . . Has participated in events benefiting the Cystic Fibrosis Foundation . . . Assisted in building a house in Liberty City for Habitat for Humanity this past offseason . . . Enjoys spending time with son as well as playing basketball, golf and video games . . . Considers grandparents as most influential people in his life . . . During the 1999 football season, was a guest host with Hank Goldberg on WQAM Radio every third Wednesday . . . Also had his own segment, "Lamar's Lounge", on WAMI-TV's SportsTown on Sunday nights . . . Was one of the Dolphins' representatives at this year's Cadillac NFL Golf Classic . . . Full name is Lamar Nathaniel Thomas, born February 12, 1970, in Ocala, Fla.

NFL REGULAR SEASON STATISTICS

YEAR	TEAM	G-S	NO.	RECEIVING				RUSHING			
				YDS.	AVG.	LG	TD	ATT.	YDS.	LG	TD
1993	Tampa Bay	14-2	8	186	23.3	62t	2	0	0	0	0
1994	Tampa Bay	11-0	7	94	13.4	27	0	0	0	0	0
1995	Tampa Bay	11-0	10	107	10.7	24	0	1	5	5	0
1996	Miami	9-3	10	166	16.6	34	1	0	0	0	0
1997	Miami	12-6	28	402	14.4	26	2	0	0	0	0
1998	Miami	16-2	43	603	14.0	56t	5	0	0	0	0
1999	Miami			INJURED RESERVE							
7-YEAR TOTALS		73-13	106	1558	14.7	62t	10	1	5	5	0
MIAMI TOTALS		37-11	81	1171	14.5	56t	8	0	0	0	0

NFL PLAYOFF STATISTICS

YEAR	TEAM	G-S	NO.	RECEIVING				RUSHING			
				YDS.	AVG.	LG	TD	ATT.	YDS.	LG	TD
1997	Miami	1-1	3	62	20.7	42	0	0	0	0	0
1998	Miami	2-2	7	67	9.6	17	1	0	0	0	0
1999	Miami			INJURED RESERVE							
PLAYOFF TOTALS		3-3	10	129	12.9	42	1	0	0	0	0

ADDITIONAL STATS

Miscellaneous Tackles: 1 in 1997, 2 in 1998 for total of 3 (P-1)

SINGLE-GAME HIGHS

Most Receptions:

- 6 vs. New England, 12/22/97
- 6 vs. Denver, 12/21/98
- 5 at N.Y. Jets, 10/12/97
- 4, seven times (last: *vs. Buffalo, 1/2/99)

Most Receiving Yards:

136 vs. Denver, 12/21/98
79 at Atlanta, 12/27/98
78 at Chicago, 9/26/93
75 at N.Y. Jets, 10/12/97
71 at New England 11/3/96
62t at Chicago, 9/26/93
56t vs. Denver, 12/21/98
*42 at New England, 12/28/97
34 at New England, 11/3/96
31 vs. N.Y. Jets, 12/13/98
31 at Atlanta, 12/27/98
3 vs. Denver, 12/21/98
1, eight times (last: *vs. Buffalo, 1/2/99)

Longest Receptions:


Most TD Receptions:

* Playoff game

RECEIVING BREAKDOWN							CAREER						
1998													
	G	NO	YDS	AVG	LG	TD	G	NO	YDS	AVG	LG	TD	
Buffalo	2	5	76	15.2	18	1	4	7	125	17.9	25	1	
Indianapolis	2	4	46	11.5	16	0	4	7	83	11.9	16	0	
Miami	-	-	-	-	-	-	-	-	-	-	-	-	
New England	2	2	28	14.0	21	0	6	15	216	14.4	34	1	
N.Y. Jets	2	5	63	12.6	31	0	6	12	168	14.0	31	1	
AFC East	8	16	213	13.3	31	1	20	41	592	14.4	34	3	
Baltimore	-	-	-	-	-	-	1	2	15	7.5	10	0	
Cincinnati	-	-	-	-	-	-	-	-	-	-	-	-	
Cleveland	-	-	-	-	-	-	1	1	16	16.0	16	0	
Jacksonville	1	4	69	17.3	26	0	2	4	69	17.3	26	0	
Pittsburgh	1	3	20	6.7	10	1	2	3	20	6.7	10	1	
Tennessee	-	-	-	-	-	-	-	-	-	-	-	-	
AFC Central	2	7	89	12.7	26	1	6	10	120	12.0	26	1	
Denver	1	6	136	22.7	56	3	2	6	136	22.7	56	3	
Kansas City	-	-	-	-	-	-	1	3	43	14.3	15	0	
Oakland	1	2	15	7.5	31	0	4	6	80	13.3	31	0	
San Diego	-	-	-	-	-	-	1	2	38	19.0	20	1	
Seattle	-	-	-	-	-	-	1	0	0	0.0	0	0	
AFC West	2	8	151	18.9	56	3	9	17	297	17.5	56	4	
AFC Total	12	31	453	14.6	56	5	35	68	1009	14.8	56	8	
Arizona	-	-	-	-	-	-	1	3	40	13.3	20	1	
Dallas	-	-	-	-	-	-	-	-	-	-	-	-	
N.Y. Giants	-	-	-	-	-	-	2	0	0	0.0	0	0	
Philadelphia	-	-	-	-	-	-	-	-	-	-	-	-	
Washington	-	-	-	-	-	-	4	3	52	17.3	19	0	
NFC East	-	-	-	-	-	-	7	6	92	15.3	20	1	
Chicago	-	-	-	-	-	-	7	7	130	18.6	62	1	
Detroit	-	-	-	-	-	-	5	2	20	10.0	26	0	
Green Bay	-	-	-	-	-	-	5	2	16	8.0	8	0	
Minnesota	-	-	-	-	-	-	4	3	65	21.7	24	0	
Tampa Bay	-	-	-	-	-	-	-	-	-	-	-	-	
NFC Central	-	-	-	-	-	-	21	14	231	16.5	62	1	
Atlanta	1	4	79	19.8	31	0	3	8	138	17.3	31	0	
Carolina	1	2	14	7.0	14	0	2	2	14	7.0	14	0	
New Orleans	1	4	37	9.3	14	0	1	4	37	9.3	14	0	
St. Louis	1	2	20	10.0	11	0	2	3	25	8.3	11	0	
San Francisco	-	-	-	-	-	-	2	1	12	12.0	12	0	
NFC West	4	12	150	12.5	31	0	10	18	226	12.6	31	0	
NFC Total	4	12	150	12.5	31	0	38	38	549	14.4	62	2	
Home	8	26	352	13.5	56	5	33	51	714	14.0	56	7	
Road	8	17	251	14.8	26	0	40	55	844	15.3	62	3	
Aug./Sept.	3	8	91	11.4	18	2	13	18	285	15.8	62	4	
October	4	9	128	14.2	26	0	14	24	338	14.1	27	1	
November	5	10	102	10.2	18	0	23	27	393	14.6	34	0	
Dec./Jan.	4	16	282	17.6	56	3	23	37	542	14.6	56	5	

RECEIVING BREAKDOWN

	1998						CAREER					
	G	NO	YDS	AVG	LG	TD	G	NO	YDS	AVG	LG	TD
Games 1-8	8	23	305	13.3	31	2	29	48	709	14.8	62	5
Games 9-16	8	20	298	14.9	56	3	44	58	849	14.6	56	5
Wins	10	28	358	12.8	56	5	33	53	738	13.9	56	7
Losses	6	15	245	16.3	31	0	40	53	820	15.5	62	3
Ties	-	-	-	-	-	-	-	-	-	-	-	-
Grass	12	34	450	13.2	56	5	54	83	1192	14.4	62	9
Turf	4	9	153	17.0	31	0	19	23	366	15.9	31	1
1st Down	16	15	202	13.5	31	1	-	-	-	-	-	-
2nd Down	16	18	295	16.4	56	3	-	-	-	-	-	-
3rd Down	16	10	106	10.6	18	1	-	-	-	-	-	-
4th Down	16	0	0	0.0	0	0	-	-	-	-	-	-
1st Half	16	23	315	13.7	31	3	-	-	-	-	-	-
2nd Half	16	20	288	14.4	56	2	-	-	-	-	-	-
Overtime	1	0	0	0.0	0	0	-	-	-	-	-	-



THURMAN THOMAS

5-10 • 200

Running Back

Born: 5/16/66

College: Oklahoma St. '88

Acquired: FA, 2000 • **Signed Through:** 2002

NFL: 13th Season • **Dolphins:** First Season

#34

PRO CAREER

1999 – Signed a three-year contract as a free agent with Miami on March 7, 2000 after being released by Buffalo on February 10 . . . Played in five games, starting three of them for Buffalo in '99 . . . Rushed for 152 yards on 36 carries and caught three passes for 37 yards and one touchdown . . . Started the season-opener at Indianapolis (9/12) . . . Was injured on the first play of the game when he was hit in the ribs . . . Was inactive for each of the next ten weeks with a bruised liver . . . Returned to action in a reserve role vs. N.Y. Giants (12/12) and rushed for 15 yards on eight attempts and caught two passes for 35 yards, including a 23-yard scoring reception for his only touchdown of the year . . . Rushed for 53 yards on 13 carries the following week at Arizona (12/19) . . . Amassed a season-high 84 yards rushing on 15 attempts the week afterwards at New England (12/26) . . .

CAREER RUSHING YARDS: In his 12-year career, has rushed for 11,938 yards . . . It is a figure which is first on the Bills' all-time chart and ninth in NFL annals . . . Surpassed O.J. Simpson (10,183) into first on the Bills' career rushing list with a nine-yard run in the third quarter against the Jets on October 20, 1996 . . . He also ranks second in rushing yardage among active players behind only Dallas' Emmitt Smith (13,963 yards):

NFL'S ALL-TIME RUSHING LEADERS

RUSHING			RUSHING		
PLAYER	YEARS	YARDS	PLAYER	YEARS	YARDS
1. Walter Payton	13	16,726	6. Jim Brown	9	12,312
2. Barry Sanders	10	15,269	7. Marcus Allen	16	12,243
*3. Emmitt Smith	10	13,963	8. Franco Harris	13	12,120
4. Eric Dickerson	11	13,259	*9. THURMAN THOMAS	12	11,938
5. Tony Dorsett	12	12,739	10. John Riggins	14	11,352

* - active player

In regular season games from the 1990-99 seasons, Thomas rushed for 9,813 yards, the third-most yards in the NFL during the decade of the '90s:

MOST RUSHING YARDS IN THE 1990s

PLAYER	TEAM(S)	YEARS	RUSHING YARDS
1. Emmitt Smith	Dallas	1990-99	13,963
2. Barry Sanders	Detroit	1990-98	13,799
3. THURMAN THOMAS	Buffalo	1990-99	9,813
4. Ricky Watters	S.F., Phil., Sea.	1992-99	9,083
5. Jerome Bettis	Rams, Pittsburgh	1993-99	8,463
6. Terry Allen	Minn., Wash., N.E.	1991-92, 94-99	7,777
7. Chris Warren	Seattle, Dallas	1990-99	7,400
8. Rodney Hampton	N.Y. Giants	1990-97	6,897
9. Marshall Faulk	Ind., St. Louis	1994-99	6,701
10. Terrell Davis	Denver	1995-99	6,624

CAREER RUSHING ATTEMPTS: In his 12-year career, Thomas has amassed 2,849 rush attempts, first on the Bills' all-time list and ninth in NFL history . . . Surpassed O.J. Simpson (2,123) into first on the Bills' career list with his 25th attempt against the N.Y. Jets on October 8, 1995:

NFL'S ALL-TIME RUSHING ATTEMPTS LEADERS

PLAYER	YEARS	RUSHING		PLAYER	YEARS	RUSHING	
		ATTS.				ATTS.	
1. Walter Payton	13	3,838		6. Franco Harris	13	2,949	
*2. Emmitt Smith	10	3,243		7. Tony Dorsett	12	2,936	
3. Barry Sanders	10	3,062		8. John Riggins	14	2,916	
4. Marcus Allen	16	3,022		*9. THURMAN THOMAS	12	2,849	
5. Eric Dickerson	11	2,996		10. O.J. Anderson	14	2,562	

* - active player

CAREER RUSHING TOUCHDOWNS: In his 12-year career, Thomas has scored a total of 87 touchdowns, including 65 rushing scores . . . His 87 touchdowns are tied with Andre Reed for first on Buffalo's all-time list, while his 65 rushing touchdowns are first in Bills career annals, eight ahead of O.J. Simpson, who compiled 57 from 1969-77 . . . Thomas surpassed Simpson into the top spot with a 19-yard touchdown run against Miami on October 13, 1996 at Ralph Wilson Stadium, the 58th rushing touchdown of his career . . . In addition, Thomas' 65 rushing touchdowns are fourth-most among players who were active in the NFL in 1999:

MOST CAREER RUSHING TOUCHDOWNS AMONG PLAYERS WHO WERE ACTIVE IN 1999

PLAYER	TEAM(S)	YEARS	RUSHING TOUCHDOWNS
1. Emmitt Smith	Dallas	1990-99	136
2. Ricky Watters	S.F., Phil., Sea.	1992-99	70
3. Terry Allen	Minn., Wash., N.E.	1991-92, 94-99	68
4. THURMAN THOMAS	Buffalo	1988-99	65
5. Terrell Davis	Denver	1995-99	58

CAREER 100-YARD RUSHING GAMES: In his 12-year career, Thomas has amassed 52 100-yard rushing games overall, including 46 during the regular season and six more in the playoffs . . . His 46 100-yard games are seventh-most in NFL history and second among players who were active in the NFL in 1999:

MOST CAREER 100-YARD RUSHING GAMES IN NFL HISTORY

PLAYER	TEAM(S)	YEARS	100-YARD RUSHING GAMES
1. Walter Payton	Chicago	1975-87	77
2. Barry Sanders	Detroit	1989-98	76
3. Eric Dickerson	Rams, Ind., Raid., Atl.	1983-93	64
Emmitt Smith*	Dallas	1990-99	64
5. Jim Brown	Cleveland	1957-65	58
6. Franco Harris	Pittsburgh, Seattle	1972-84	47
7. THURMAN THOMAS*	Buffalo	1988-99	46
8. Tony Dorsett	Dallas, Denver	1977-88	45
9. O.J. Simpson	Buffalo, San Fran.	1969-79	42
10. Earl Campbell	Houston, N.O.	1978-85	40

* - active player

CAREER TOTAL YARDS FROM SCRIMMAGE: In his career, Thomas has compiled 16,279 total yards from scrimmage, first on the Bills' all-time list, seventh in league annals and second among active players . . . He trails former Dallas Cowboy and Denver Bronco Tony Dorsett by 14 yards for sixth all-time in NFL history:

NFL'S ALL-TIME LEADERS IN TOTAL YARDS FROM SCRIMMAGE

PLAYER	YEARS	RUSHING YARDS	RECEIVING YARDS	TOTAL YARDS
1. Walter Payton	13	16,726	4,538	21,264
2. Jerry Rice	15	627	18,442	19,069
3. Barry Sanders	10	15,269	2,921	18,190
4. Marcus Allen	16	12,243	5,411	17,654
*5. Emmitt Smith	10	13,963	2,728	16,691
6. Tony Dorsett	12	12,739	3,554	16,293
*7. THURMAN THOMAS	12	11,938	4,341	16,279
8. Eric Dickerson	11	13,259	2,137	15,396
9. Jim Brown	9	12,312	2,499	14,811
10. Franco Harris	13	12,120	2,287	14,407

* - active player

CAREER RECEPTIONS: In his 12-year career, Thomas has caught 456 passes for 4,341 yards and 22 touchdowns . . . His reception total is second on the Bills' all-time chart, trailing only WR Andre Reed, who hauled in 941 passes from 1985-99 . . . His career receiving yardage total is fourth all-time in Bills annals trailing only Reed (13,095), Elbert Dubenion (5,309 from 1960-68) and Frank Lewis (4,638 from 1978-83) . . . His 22 receiving touchdowns are seventh-most on Buffalo's career list . . . In addition, Thomas' 456 receptions are second-most among running backs who were active in the NFL in 1999:

MOST RECEPTIONS AMONG RUNNING BACKS WHO WERE ACTIVE IN 1999

PLAYER	TEAMS	YEARS	RECEPTIONS
1. Larry Centers	Ariz., Wash.	1990-99	604
2. THURMAN THOMAS	Buffalo	1988-99	456
3. Emmitt Smith	Dallas	1990-99	442
4. Ricky Watters	S.F., Phil., Sea.	1992-99	393
5. Marshall Faulk	Ind., St. Louis	1994-99	384

CAREER VERSUS MIAMI: In his 12-year career, Thomas has had the most success of any running back against the Dolphins . . . In 20 career games against the Dolphins, Thomas has rushed for 1,620 yards and eight touchdowns on 364 attempts . . . Thomas is the all-time leader in all three of the major career rushing categories versus Miami . . . In addition, Thomas has caught 67 passes for 745 yards and three scores in those 20 contests . . . His reception total is fifth all-time against the Dolphins and first among running backs:

ALL-TIME RUSHING LEADERS VERSUS THE DOLPHINS

MOST RUSHING YARDS

PLAYER	TEAM	GAMES	YARDS
1. THURMAN THOMAS	BUFFALO	20	1,620
2. Freeman McNeil	N.Y. Jets	21	1,507
3. O.J. Simpson	Buffalo	17	1,177

MOST RUSHING ATTEMPTS

PLAYER	TEAM	GAMES	ATTEMPTS
1. THURMAN THOMAS	BUFFALO	20	364
2. Freeman McNeil	N.Y. Jets	21	281
3. O.J. Simpson	Buffalo	17	240

MOST RUSHING TOUCHDOWNS

PLAYER	TEAM	GAMES	TDs
1. THURMAN THOMAS	BUFFALO	20	8
Jim Nance	Boston, Jets	10	8
Curtis Martin	New England, Jets	9	8

PRO BOWLS: Has been selected to play in the Pro Bowl five times in his career (1989-93 seasons) . . . Did not participate following the 1992 season due to injury . . . His five selections are tied for eighth-most in Bills history . . .

PLAYOFFS: In his career, has appeared in 21 postseason contests, starting 20 of them . . . Has rushed for 1,442 yards and 16 touchdowns on 339 attempts and caught 76 passes for 672 yards and five scores . . . Holds NFL career playoff mark for consecutive games with a touchdown (nine) . . . Also is tied with Dallas' Emmitt Smith for first in NFL postseason history in points (126) and total touchdowns (21) . . . 339 rushing attempts are third all-time, trailing only Franco Harris (400) and Smith (349) . . . 1,442 rushing yards are third as well, trailing Smith (1,586) and Harris (1,556) . . . 16 rushing scores are tied with Harris for second, and they trail only Smith (19):

NFL ALL-TIME PLAYOFF LEADERS

RUSHING YARDS

PLAYER	GAMES	YARDS
*1. Emmitt Smith	17	1,586
2. Franco Harris	19	1,556
*3. THURMAN THOMAS	21	1,442

RUSHING ATTEMPTS

PLAYER	GAMES	ATTS.
1. Franco Harris	19	400
*2. Emmitt Smith	17	349
*3. THURMAN THOMAS	21	339

RUSHING TOUCHDOWNS

PLAYER	GAMES	TDs
*1. Emmitt Smith	17	19
*2. THURMAN THOMAS	21	16
Franco Harris	19	16

TOTAL TOUCHDOWNS

PLAYER	GAMES	TDs
*1. THURMAN THOMAS	21	21
*Emmitt Smith	17	21
*3. Jerry Rice	23	19

* - active player

1998 – Saw action in 14 games and started three of them . . . Starts came vs. Miami (11/1), at Cincinnati (12/6) and vs. N.Y. Jets (12/19) . . . Finished the year with 381 yards rushing and two touchdowns on 93 carries and caught 26 passes for 220 yards and one score . . . Was deactivated for the season-opener due to a leg injury, marking his first absence from the lineup since December 1, 1996; it was also the first time that neither he nor Bruce Smith (knee) appeared in a Bills game since October 18, 1987 - a span of 170 games . . . Made his '98 debut in the second week of the season at Miami (9/13); marked the first time in his Bills career (154 games) that he played but did not start . . . Scored on a 14-yard rushing TD the next week vs. St. Louis (9/20) and became just the second non-kicker in team history to eclipse 500 career points (Andre Reed had become the first earlier in the game) . . . Had a strong game vs. Jacksonville (10/18) as he recorded 44 receiving yards on four catches and rushed seven times for another 30 yards . . . Scored on a 17-yard run at Carolina in game seven (10/25) . . . Had a season-high 11 carries and 76 yards rushing in home win over New England (11/15) . . . Was rested and deactivated for the regular-season finale at New Orleans (12/27) . . . Played

in his 20th career playoff game in Wild Card contest at Miami and scored a historic TD on a one-yard run in the second quarter . . . The run set NFL career playoff records for points (126), touchdowns (21) and consecutive games with a TD (nine).

1997 – Started all 16 regular season games for the fifth time in his career . . . Rushed for 643 yards and one touchdown on 154 attempts and caught 30 passes for 208 yards . . . His eight-yard catch in the second quarter of the season opener vs. Minnesota (8/31) was his 400th career reception, making him just the third NFL player ever to gain 10,000 rushing yards and total 400 receptions (Walter Payton and Marcus Allen are the others) . . . Scored his only TD of the season and the 80th of his career on a two-yard run at N.Y. Jets (9/7) . . . Moved past Jim Brown and Eric Dickerson into sole possession of sixth place all-time in career yards from scrimmage with 15,489 . . . Became the 15th RB in NFL history to top 4,000 receiving yards with a four-yard catch vs. Detroit (10/5); also had his longest run of the season (24 yards) vs. the Lions . . . Topped 100 rushing yards for the only time in '97 with 104 on 18 carries vs. N.Y. Jets (11/30) . . . With an eight-yard run vs. Jacksonville (12/14), moved past John Riggins into eighth place on the NFL all-time rushing yardage list.

1996 – Started all 15 games in which he played during the regular season . . . Had his eighth straight 1,000-yard rushing season with 1,033 yards and eight touchdowns on 281 carries, and caught 26 passes for 254 yards . . . Along with Barry Sanders (10 straight from 1989-98), is one of only two players in NFL history to put together eight or more consecutive 1,000-yard rushing seasons . . . His one-yard TD run at N.Y. Giants (9/1) was the 75th TD of his career . . . His 14-yard run in the second quarter vs. Indianapolis (10/6) made him the 11th player in NFL history to rush for over 10,000 yards . . . His 69-yard reception in the Colts game on a screen pass was the second-longest reception of his career . . . His 19-yard TD run vs. Miami (10/13) was the 58th rushing TD of his career, making him the Bills' all-time leader . . . His nine-yard run in the third quarter at N.Y. Jets (10/20) made him the Bills' all-time leading rusher, surpassing O.J. Simpson's total of 10,183 . . . 119 yards rushing at New England (10/27) was his highest output of the season and was the 50th 100-yard rushing game of his career . . . His rushing TD in the second quarter vs. Washington (11/3) made him the fourth player in league history to have 60 rushing and 20 receiving TDs (Lenny Moore, Jim Brown and Marcus Allen) . . . Injured his leg on the Bills' opening drive and did not return vs. N.Y. Jets (11/24) and was inactive at Indianapolis (12/1) . . . His eight-yard run in the second quarter vs. Kansas City (12/22) put him over the 1,000-yard rushing mark for the eighth consecutive season, joining Barry Sanders as the only players in NFL history to accomplish this feat (since accomplished by Emmitt Smith) . . . His 50-yards rushing in Wild Card playoff matchup vs. Jacksonville (12/28) moved him into second place on the NFL's all-time list with 1,399 in his career in the postseason . . . His two touchdowns in the first quarter in the Jaguars game gave him 20 overall, tying Emmitt Smith for the all-time lead . . . Also tied with Smith for the all-time lead in postseason scoring with 120 points . . . His streak of rushing TDs in consecutive playoff games was increased to seven games, tying the longest streak in NFL history (John Riggins and Emmitt Smith) . . . Also tied John Stallworth by scoring in eight consecutive playoff games.

1995 – Started all 14 regular season contests in which he appeared . . . Reached the 1,000 -yard rushing plateau for the seventh consecutive season with 1,005 yards and six scores on 267 attempts . . . Had three 100-yard rushing games in the regular season and one more in the playoffs . . . Also had 26 receptions for 220 yards and two touchdowns . . . Scored the 50th rushing TD of his career vs. Indianapolis (9/17) . . . His six-yard run in the first quarter vs. N.Y. Jets (10/8) made him the 11th player in NFL history to rush for 9,000 yards . . . Set a club record by having a reception in 43 consecutive games when he caught a first quarter pass at New England (10/23) . . . Injured his hamstring in the first quarter of that Patriots game and did not return to action . . . Was inactive at Miami (10/29) and at Indianapolis (11/5) . . . His consecutive games with a reception streak was snapped at 43 when he was held without a catch vs. Atlanta (11/12) . . . Scored the 71st TD of his career vs. New England (11/26) to set a team record . . . His 129 rushing yards at St. Louis (12/10) marked the 42nd 100-yard game rushing game of his career, breaking O.J. Simpson's team record for 100-yard games . . . Picked up 20 yards on three carries vs. Houston (12/24) to become the third player in NFL history to rush for over 1,000 yards in seven consecutive seasons (Eric Dickerson and Barry Sanders) . . . His 158 yards on 25 carries in Wild Card game vs. Miami (12/30) represented the second highest total in Bills playoff history . . . His 13-yard run in the second quarter in the Dolphins contest moved him into second place on the NFL's all-time postseason total yards from scrimmage list, behind Franco Harris (2,060 yards) . . . His one-yard TD run in Divisional Playoff game at Pittsburgh (1/6/96) marked his seventh consecutive postseason game with a TD.

1994 – Started all 15 regular season games in which he played . . . Attained the 1,000-yard rushing mark for the sixth straight season with 1,093 yards and seven touchdowns on 287 carries . . . His six 1,000-yard seasons moved him past O.J. Simpson (five) for the most in Buffalo history . . . Had four 100-yard rushing performances . . . Tallied 50 receptions for 349 yards and two touchdowns . . . Was selected to the UPI ALL-AFC second team . . . Finished fourth in the AFC and sixth in the NFL in rushing . . . Finished third in the AFC and fifth in the NFL in total yards from scrimmage with 1,442, trailing only Barry Sanders, Chris Warren, Emmitt Smith and Marshall Faulk . . . Missed game at Chicago (10/2) due to a knee injury, marking only the third game in his career he missed to that point (vs. Detroit 12/22/91 and at Miami 11/14/88) . . . Came back the following week vs. Miami (10/9) and rushed for a season-high 125 yards and two touchdowns on 31 attempts . . . Rushed for 77 yards vs. New England (12/18) to give him 1,057 yards on the year, giving him his sixth consecutive 1,000-yard season.

1993 – Started all 16 regular season games for the second straight year and the fourth time in his career to that point . . . Rushed for 1,315 yards and six touchdowns on 355 attempts . . . Had seven 100-yard rushing outings . . . Also caught 48 passes for 387 yards . . . Named to the All-Pro teams by Football Digest and Sports Illustrated . . . Also was named to the All-Pro second teams by AP and College & Pro Football Newsweekly, in addition to the All-AFC teams by UPI and Football News . . . Led the AFC and was third in the NFL in rushing, trailing only Emmitt Smith (1,486) and Jerome Bettis (1,429) . . . Was voted to the fourth Pro Bowl of his career . . . 355 rushing attempts led the NFL . . . Posted a season-high 129 yards rushing and a touchdown on 28 attempts vs. Washington (11/1) . . . Surpassed the career 10,000-yard mark for all-purpose yards at Pittsburgh (11/15), becoming only the second player in Bills history, along with O.J. Simpson, to accomplish the feat . . . Rushed for a team playoff record 186 yards vs. Kansas City in the AFC Championship game (1/23/94) . . . His 186 yards are the second-most in conference championship game history, trailing only Keith Lincoln, who had 206 yards for San Diego against Boston in 1963 . . . It also represents a Bills playoff-best.

1992 – Started all 16 regular season games for the third time in the past four seasons . . . Finished with a career-high 1,487 yards rushing and nine touchdowns on 312 carries, and caught 58 passes for 626 yards and three touchdowns . . . Led the league with a career-high 2,113 total yards from scrimmage, the fourth straight year he had achieved this feat, the only person in NFL history to have accomplished this . . . Jim Brown did it three years in a row . . . Rushing total was second in the AFC and third in the NFL, trailing only Dallas' Emmitt Smith (1,713) and Pittsburgh's Barry Foster (1,690) . . . Notched nine 100-yard rushing games over the course of the season, including a string of five straight (weeks 11-15), the longest such streak of his career . . . Was selected to the UPI All-AFC team, Football News All-AFC team, Pro Football Weekly All-AFC team, AP All-Pro second team, College and Pro Football Newsweekly All-Pro second team . . . Also was honored by the NFL as the AFC Offensive Player of the Week for Weeks 10 and 15 . . . Was Football News' Player of the Week for Weeks one and 10 . . . Became the sixth player in Bills history to score four touchdowns in a game when he accomplished the feat vs. L.A. Rams (9/6) . . . The opening day game also marked the 25th 100-yard rushing performance of his career . . . Went over the 5,000-yard rushing plateau at San Francisco (9/13) . . . Caught the game-winning TD pass in the final minute at N.Y. Jets (10/26) . . . Had a career-high 37 carries vs. Pittsburgh (11/8), marking the second most in club history, trailing only O.J. Simpson's 39 . . . Posted a season-best 155 rushing yards in the Steelers contest . . . Became the 36th player in NFL history to reach the 6,000-yard rushing mark with his 120-yard effort vs. Denver (12/12) . . . Scored his 50th career TD at New Orleans (12/20) to become only the fifth Bill to score more than 300 points in a career . . . Injured his hip in Wild Card game vs. Houston (1/3/93) and saw little action in that contest and the Divisional encounter at Pittsburgh (1/9/93) . . . Was back at Miami in the AFC Championship game (1/17/93).

1991 – Started all 15 games in which he played . . . Recorded a spectacular season in which he rushed for 1,407 yards and seven touchdowns on 288 attempts, and had a career-best 62 receptions for 631 yards and five touchdowns . . . Was named the league's MVP and received numerous other accolades, including: AP MVP, AP Offensive Player of the Year, AP All-Pro team, PFWA MVP and All-Pro team, The Sporting News Player of the Year and All-Pro team, Football News Player of the Year and AFC All-Pro team, College and Pro Football Weekly Offensive Player of the Year and All-Pro team, Pro Football Weekly Player of the Year and All-NFL team, UPI AFC Offensive Player of the Year and All-AFC team, NFA MVP-Jim Thorpe Trophy, Newspaper Enterprise Association All-Pro team, Sports Illustrated's All-Pro team, Ford All-Madden team and Dunlop Professional Athlete of the Year . . . Became only the 11th player in NFL history to gain over 2,000 combined yards from scrimmage in a season . . . 2,038 total yards from scrimmage ranked first in the NFL . . . Posted eight 100-yard rushing games in the

regular season and one in the playoffs . . . Finished third among NFL rushing leaders behind Emmitt Smith (Dallas) and Barry Sanders (Detroit), but played only one quarter over the final two games . . . In season-opener vs. Miami (9/1), became the first running back in Bills history to record 100 yards rushing and receiving in the same game . . . Ran for a season-high 165 yards and a touchdown on 25 carries and caught eight passes for 103 yards and a score in the Dolphins game and was named AFC Offensive Player of the Week . . . Tied the Bills record for most receptions in a game with 13 (112 yards) at N.Y. Jets (9/15), including a 15-yard game-winning reception . . . Also rushed for 62 yards on just 11 carries in that Jets contest and was named AFC Offensive Player of the Week . . . Moved ahead of Joe Cribbs into second place on Buffalo's all-time rushing list with a 135-yard effort at Miami (11/18) . . . Became Buffalo's all-time leading receiver for running backs, surpassing Cribbs (180), vs. N.Y. Jets (12/1) with four catches . . . Also broke his own team record for most receptions by a running back in a season (1989 - 60) with 62 . . . Was named the AFC Offensive Player of the Month for September (five games, 93 atts., 505 yards, 5.4 avg., two TDs, 30 rec., 309 yards, two TDs) and November (four games, 83 atts., 456 yards, 5.5 avg., three TDs, 13 rec., 139 yards, two TDs).

1990 – Started all 16 regular season games for the second year in-a-row . . . Posted a stellar season in which he rushed for 1,297 yards and a career-high 11 touchdowns on 271 attempts and caught 49 passes for 532 yards and a pair of scores . . . Led the NFL in total yards from scrimmage with 1,829 and topped the AFC in rushing . . . Earned numerous honors including the All-Pro first teams by AP, College and Pro Football Newsweekly and Football Digest, All-Pro Teams by PFWA, Pro Football Weekly The Sporting News, NEA and Sports Illustrated, and All-AFC Teams by UPI and Football News . . . Moved from eighth to third on the Bills' all-time rushing list over the course of the season . . . His 1,297 rushing yards were the most by a Bill since O.J. Simpson's 1,503 yards in 1976 and was the fourth best in team history . . . Became only the fifth Bills player to rush for 200 yards in a single game with a career-high 214 at N.Y. Jets (9/24), which also was the most in the NFL in 1990 . . . Scored three touchdowns at Cleveland (11/4) . . . His 80-yard TD run vs. New England (11/18) was a career long and is tied for the fourth longest in club annals . . . Rose to the occasion vs. Miami (12/23) with 154 yards rushing and a touchdown on 30 carries to offset the absence of injured QB Jim Kelly . . . Moved past Joe Cribbs as Buffalo's all-time leading rusher in postseason play (498 yards) with three consecutive 100-yard performances . . . His 138 yards vs. Raiders and 135 yards in Super Bowl XXV ranks second and third, respectively, in Bills playoff history . . . Overall in the playoffs, rushed for 390 yards and four touchdowns on 72 carries and caught 13 passes for 154 yards in three games.

1989 – Started all 16 regular season games . . . Rushed for 1,244 yards and six touchdowns on 298 attempts and caught 60 passes for 669 yards and six scores . . . In addition to being selected to the Pro Bowl, was also voted to UPI All-AFC squad, Pro Football Weekly's All-AFC team, AP Second Team All-Pro, College and Pro Football Newsweekly All-Pro Second Team and Sports Illustrated's All-Pro Team . . . Tied for first in the AFC, along with Kansas City's Christian Okoye, with 12 total touchdowns . . . Finished third in the AFC and sixth in the NFL in rushing with 1,244 yards . . . Established a team record for most receptions by a running back in a season with 60 catches, breaking Joe Cribbs' mark of 58 . . . Accounted for five 100-yard rushing games, including a season-high 148 yards and a touchdown on 27 attempts vs. Miami (10/29) . . . Had 13 receptions in playoff game at Cleveland (1/6/90), tying an NFL record for most catches in a playoff game, along with San Diego TE Kellen Winslow (at Miami, 1/2/82) and Denver TE Shannon Sharpe (at L.A. Raiders, 1/9/94) . . . His 150 yards receiving in that game also is a personal best.

1988 – Had an impressive rookie season, starting all 15 games in which he played . . . Led the Bills in rushing with 881 yards on 207 carries . . . Was the third leading rookie rusher in the NFL . . . In first NFL game, rushed for 86 yards and a touchdown on 18 attempts and caught two passes for 27 yards vs. Minnesota (9/4) . . . First career 100-yard rushing game occurred vs. Green Bay (10/30) when he amassed 116 yards on 23 carries . . . Missed more than three quarters vs. Seattle (11/6) with a bruised shin and sat out next game at Miami (11/14) . . . Made NFL postseason debut in Divisional game vs. Houston (1/1/89) . . . Rushed for 75 yards and a touchdown on seven carries . . . Second-round draft choice (40th overall) by Buffalo in 1988.

COLLEGE

Was one of the premier running backs in the country during his college career at Oklahoma State (1984-87) . . . Ran the ball 897 times during his career for 4,595 yards and 43 TDs . . . His yardage total is second best in Big Eight history, trailing only Mike Rozier's 4,780 at

Nebraska . . . Was slowed for much of his junior year with a bad left knee which he injured in a pick-up basketball game in the summer before his junior year . . . Underwent arthroscopic surgery after the injury . . . Had a big sophomore year when he gained 1,650 yards on 327 carries . . . Holds the OSU record with 293 yards rushing in a game, which he set in the 1987 season finale against Iowa State . . . Was a first team AP All-America and a second team choice by UPI . . . Won first team All-Big Eight honors on the AP and UPI teams three years in succession . . . Finished seventh in the Heisman Trophy balloting and then capped his senior season by running for 157 yards vs. West Virginia in the Sun Bowl and setting a record with four touchdowns. . . Counting two other bowl games he gained 5,004 yards and scored 48 TDs in his career . . . Had 155 yards in the Gator Bowl as a freshman vs. South Carolina and was named the game's MVP . . . Was a second team All-America pick as a sophomore by Football News and the The Sporting News and third team choice by AP . . . Tossed a 12-yard scoring pass on a flea-flicker in the Gator Bowl against Florida State . . . Had 21 100-yard rushing games in his career . . . Played in front of Heisman Trophy winner Barry Sanders . . . Closed his career by gaining 108 yards and earning MVP honors at the '88 Senior Bowl . . . That performance was honored in January of '98 when Thomas was inducted into the Senior Bowl Hall of Fame, joining former Packer great Ray Nitschke and former NFL OB Jim McMahon . . . Majored in hotel and restaurant management.

PERSONAL

Married to Patti with three daughters, Olivia, Angelica and Annika Lee . . . Was a prep star at Willowridge High School in Missouri City, Texas . . . Was chosen all-state and the Player-of-the-Year as a senior by the Houston Touchdown Club . . . Was inducted into the Texas High School Hall of Fame during the 1992 offseason . . . Was named the Buffalo Bills/Edge 1993 "Man of the Year" . . . Awards a Thurman Thomas Scholarship annually at both his high school and college alma maters . . . Full name is Thurman Lee Thomas, born May 16, 1966 in Houston, Texas.

NFL REGULAR SEASON STATISTICS

YEAR	TEAM	RUSHING						RECEIVING			
		G-S	ATT.	YDS.	AVG.	LG	TD	NO.	YDS.	LG	TD
1988	Buffalo	15-15	207	881	4.3	37t	2	18	208	34	0
1989	Buffalo	16-16	298	1244	4.2	38	6	60	669	74t	6
1990	Buffalo	16-16	271	1297	4.8	80t	11	49	532	63	2
1991	Buffalo	15-15	288	1407	4.9	33	7	62	631	50t	5
1992	Buffalo	16-16	312	1487	4.8	44	9	58	626	43	3
1993	Buffalo	16-16	355	1315	3.7	27	6	48	387	37	0
1994	Buffalo	15-15	287	1093	3.8	29	7	50	349	28	2
1995	Buffalo	14-14	267	1005	3.8	49	6	26	220	60	2
1996	Buffalo	15-15	281	1033	3.7	36	8	26	254	69	0
1997	Buffalo	16-16	154	643	4.2	24	1	30	208	30	0
1998	Buffalo	14-3	93	381	4.1	17t	2	26	220	26	1
1999	Buffalo	5-3	36	152	4.2	31	0	3	37	23t	1
12-YEAR TOTALS		173-160	2849	11938	4.2	80t	65	456	4341	74t	22

NFL PLAYOFF STATISTICS

YEAR	TEAM	RUSHING						RECEIVING			
		G-S	ATT.	YDS.	AVG.	LG	TD	NO.	YDS.	LG	TD
1988	Buffalo	2-2	11	81	7.4	40	1	0	0	0	0
1989	Buffalo	1-1	10	27	2.7	7	0	13	150	27	2
1990	Buffalo	3-3	72	390	5.4	31	4	13	154	20	0
1991	Buffalo	3-3	58	185	3.2	19	1	11	63	8	0
1992	Buffalo	4-4	61	195	3.2	24	1	14	102	19	1
1993	Buffalo	3-3	63	267	4.2	33	5	15	122	24	0
1995	Buffalo	2-2	38	204	5.4	32	2	6	54	18	1
1996	Buffalo	1-1	14	50	3.6	14	1	3	24	10	1
1998	Buffalo	1-0	7	33	4.7	12	1	1	3	3	0
1999	Buffalo	1-1	5	10	2.0	9	0	0	0	0	0
PLAYOFF TOTALS		21-20	339	1442	4.3	40	16	76	672	27	5

ADDITIONAL STATS

Miscellaneous Tackles: 2 in 1998, 3 in 1999 for total of 5

SINGLE-GAME HIGHS

Most Rushing Yards:	214	at N.Y. Jets, 9/24/90
	*186	vs. Kansas City, 1/23/94
	165	vs. New England, 11/18/90
	165	vs. Miami, 9/1/91
	*158	vs. Miami, 12/30/95
Most Rushing Attempts:	37	vs. Pittsburgh, 11/8/92
	35	vs. Miami, 12/17/95
	*33	vs. Kansas City, 1/23/94
	32	vs. New England, 11/3/91
	32	at N.Y. Giants, 9/1/96
Longest Runs:	80t	vs. New England, 11/18/90
	60	at N.Y. Jets, 9/24/90
	49	at St. Louis, 12/10/95
	44	vs. Atlanta, 11/22/92
	43	vs. Phoenix, 11/11/90
Most Rushing TDs:	3	vs. L.A. Rams, 9/6/92
	*3	vs. Kansas City, 1/23/94
	2,	nine times (last: vs. Miami, 10/9/94)
Most Receptions:	*13	at Cleveland, 1/6/90
	13	at N.Y. Jets, 9/15/91
	9	vs. Rams, 10/16/89
	9	vs. Indianapolis, 9/9/90
	9	vs. Miami, 10/4/92
Most Receiving Yards:	*150	at Cleveland, 1/6/90
	112	at N.Y. Jets, 9/15/91
	111	vs. Indianapolis, 10/6/96
	103	vs. Miami, 9/1/91
	99	vs. New England, 10/1/89
	98	at New England, 11/19/89
Longest Receptions:	74t	vs. New England, 10/1/89
	69	vs. Indianapolis, 10/6/96
	63	at Indianapolis, 12/9/90
	60	vs. Carolina, 9/10/95
	50t	vs. Miami, 9/1/91
Most Receiving TDs:	1,	27 different times
Most Total Yards		
from Scrimmage:	268	vs. Miami, 9/1/91
	219	at N.Y. Jets, 9/24/90
	*208	vs. Kansas City, 1/23/94
	*200	vs. Miami, 12/30/95
	*199	vs. Raiders, 1/20/91
Most Total TDs:	4	vs. L.A. Rams, 9/6/92
	3	at Cleveland, 11/4/90
	*3	vs. Kansas City, 1/23/94

* Playoff Game

100-YARD RUSHING GAMES (52)

DATE	OPPONENT	ATT.	YDS.	LG	TD
10/30/88	Green Bay	23	116	16	0
12/11/88	L.A. Raiders	14	106	37t	1
10/1/89	New England	21	105	28	1
10/16/89	L.A. Rams	24	105	38	0
10/29/89	Miami	27	148	30t	1
11/12/89	Indianapolis	29	127	16	0
11/26/89	Cincinnati	26	100	14	0

9/24/90	at N.Y. Jets	18	214	60	0
10/28/90	at New England	22	136	26	1
11/11/90	Phoenix	26	112	43	0
11/18/90	New England	22	165	80t	2
12/23/90	Miami	30	154	13	1
1/12/91	*Miami	32	117	14	2
1/20/91	*L.A. Raiders	25	138	15	1
1/27/91	*Dallas	15	135	31	1
9/1/91	Miami	25	165	20	1
9/8/91	Pittsburgh	15	107	33	0
9/22/91	Chicago	25	117	19	1
10/13/91	Indianapolis	20	117	19	2
11/3/91	New England	32	126	22	1
11/10/91	at Green Bay	24	106	21	1
11/18/91	at Miami	23	135	30	1
12/1/91	N.Y. Jets	23	124	21	0
1/5/92	*Kansas City	22	100	19	0
9/6/92	L.A. Rams	22	103	11	3
9/27/92	at New England	18	120	31	1
10/26/92	at N.Y. Jets	21	142	36	0
11/8/92	Pittsburgh	37	155	20	1
11/22/92	Atlanta	13	103	44	0
11/29/92	at Indianapolis	21	102	16	0
12/6/92	N.Y. Jets	18	116	39	0
12/12/92	Denver	26	120	33	1
12/20/92	at New Orleans	24	115	41	2
9/5/93	New England	24	114	11	0
10/3/93	N.Y. Giants	26	122	15	0
10/24/93	at N.Y. Jets	27	117	18	0
11/1/93	Washington	28	129	19	1
11/7/93	at New England	30	111	12	0
11/21/93	Indianapolis	27	116	27	0
1/2/94	at Indianapolis	26	110	13	0
1/23/94	*Kansas City	33	186	33	3
9/11/94	at New England	26	106	16	0
9/18/94	at Houston	28	112	16	0
9/26/94	Denver	17	103	27t	2
10/9/94	Miami	31	125	26t	2
10/8/95	N.Y. Jets	27	133	26	1
12/10/95	at St. Louis	24	129	49	0
12/17/95	Miami	35	148	15	1
12/30/95	*Miami	25	158	32	1
10/27/96	at New England	26	119	36	1
11/3/96	Washington	23	107	20	1
11/30/97	N.Y. Jets	18	104	18	0

* Playoff Game



DOLPHIN FACT

Since the 1970 merger of the American and National Football Leagues, Miami is the only NFL team to twice open up a season with 10 or more consecutive wins. The Dolphins did it in 1972 (14 wins) and 1984 (11 wins), while five other teams have accomplished a 10 or more game season opening winning streak on one occasion — Minnesota in 1975 (10 wins), Chicago in 1985 (13 wins), N.Y. Giants in 1990 (10 wins), San Francisco in 1990 (10 wins), Washington (11 games) in 1991 and Denver (13 games) in 1998.

RUSHING BREAKDOWN


	1999						CAREER					
	G	NO	YDS	AVG	LG	TD	G	NO	YDS	AVG	LG	TD
Buffalo	-	-	-	-	-	-	-	-	-	-	-	-
Indianapolis	2	0	0	0.0	0	0	22	304	1230	4.0	29	7
Miami	-	-	-	-	-	-	20	364	1620	4.5	30	8
New England	1	15	84	5.6	31	0	23	415	1888	4.5	80	10
N.Y. Jets	-	-	-	-	-	-	22	349	1590	4.6	60	7
AFC East	3	15	84	5.6	31	0	87	1432	6328	4.4	80	32
Baltimore	-	-	-	-	-	-	-	-	-	-	-	-
Cincinnati	-	-	-	-	-	-	5	74	334	4.5	29	1
Cleveland	-	-	-	-	-	-	2	40	144	3.6	18	2
Jacksonville	-	-	-	-	-	-	2	15	60	4.0	10	0
Pittsburgh	-	-	-	-	-	-	6	118	510	4.3	33	1
Tenn./Hous.	-	-	-	-	-	-	7	103	434	4.2	25	2
AFC Central	-	-	-	-	-	-	22	350	1482	4.2	33	6
Denver	-	-	-	-	-	-	6	93	390	4.2	33	3
Kansas City	-	-	-	-	-	-	5	76	213	2.8	29	1
Oakland	-	-	-	-	-	-	6	84	376	4.5	37	3
San Diego	-	-	-	-	-	-	-	-	-	-	-	-
Seattle	-	-	-	-	-	-	4	68	216	3.2	16	0
AFC West	-	-	-	-	-	-	21	321	1195	3.7	37	7
AFC Total	3	15	84	5.6	31	0	130	2103	9005	4.3	80	45
Arizona	1	13	53	4.1	10	0	2	39	165	4.2	43	0
Dallas	-	-	-	-	-	-	2	47	126	2.7	17	1
N.Y. Giants	1	8	15	1.9	6	0	4	87	294	3.4	15	2
Philadelphia	-	-	-	-	-	-	3	53	174	3.3	23	1
Washington	-	-	-	-	-	-	3	56	236	4.2	20	2
NFC East	2	21	68	3.2	10	0	14	282	995	3.5	43	6
Chicago	-	-	-	-	-	-	3	37	151	4.1	19	1
Detroit	-	-	-	-	-	-	2	30	131	4.4	24	0
Green Bay	-	-	-	-	-	-	4	85	330	3.9	21	2
Minnesota	-	-	-	-	-	-	3	48	199	4.1	28	1
Tampa Bay	-	-	-	-	-	-	2	24	55	2.3	9	0
NFC Central	-	-	-	-	-	-	14	224	866	3.9	28	4
Atlanta	-	-	-	-	-	-	3	51	264	5.2	44	1
Carolina	-	-	-	-	-	-	2	29	110	3.8	17	2
New Orleans	-	-	-	-	-	-	2	40	155	3.9	41	2
St. Louis/L.A.	-	-	-	-	-	-	4	77	369	4.8	49	4
San Francisco	-	-	-	-	-	-	4	43	174	4.0	22	1
NFC West	-	-	-	-	-	-	15	240	1072	4.5	49	10
NFC Total	2	21	68	3.2	10	0	43	746	2933	3.9	49	20
Home	2	8	15	1.9	6	0	89	1561	6695	4.3	80	41
Road	3	28	137	4.9	31	0	84	1288	5243	4.1	60	24
1st Down	-	-	-	-	-	-	-	-	-	-	-	-
2nd Down	-	-	-	-	-	-	-	-	-	-	-	-
3rd Down	-	-	-	-	-	-	-	-	-	-	-	-
4th Down	-	-	-	-	-	-	-	-	-	-	-	-
1st Half	-	-	-	-	-	-	-	-	-	-	-	-
2nd Half	-	-	-	-	-	-	-	-	-	-	-	-
Overtime	-	-	-	-	-	-	-	-	-	-	-	-
Grass	2	28	137	4.9	31	0	37	520	1965	3.8	36	8
Turf	3	8	15	1.9	6	0	136	2329	9973	4.3	80	57
Aug./Sept.	1	0	0	0.0	0	0	41	674	2813	4.2	60	18
October	-	-	-	-	-	-	41	681	2995	4.4	38	14
November	-	-	-	-	-	-	46	828	3464	4.2	80	19
Dec./Jan.	4	36	152	4.2	31	0	45	666	2666	4.0	49	14
Games 1-8	1	0	0	0.0	0	0	86	1425	6042	4.2	60	35
Games 9-16	4	36	152	4.2	31	0	87	1424	5896	4.1	80	30
Wins	3	28	137	4.9	31	0	113	2115	9178	4.3	80	55
Losses	2	8	15	0.0	6	0	60	734	2760	3.8	39	10
Ties	-	-	-	-	-	-	-	-	-	-	-	-

RECEIVING BREAKDOWN

1999

CAREER

	G	NO	YDS	AVG	LG	TD	G	NO	YDS	AVG	LG	TD
Buffalo	-	-	-	-	-	-	-	-	-	-	-	-
Indianapolis	2	0	0	0.0	0	0	22	63	665	10.6	69	2
Miami	-	-	-	-	-	-	20	67	693	10.3	50	3
New England	1	0	0	0.0	0	0	23	49	493	10.1	74	4
N.Y. Jets	-	-	-	-	-	-	22	54	430	8.0	32	3
AFC East	3	0	0	0.0	0	0	87	233	2281	9.8	74	12
Baltimore	-	-	-	-	-	-	-	-	-	-	-	-
Cincinnati	-	-	-	-	-	-	5	9	68	7.6	19	1
Cleveland	-	-	-	-	-	-	2	10	105	10.5	32	1
Jacksonville	-	-	-	-	-	-	2	6	57	9.5	26	0
Pittsburgh	-	-	-	-	-	-	6	15	109	7.3	16	0
Tenn./Hous.	-	-	-	-	-	-	7	13	131	10.1	35	1
AFC Central	-	-	-	-	-	-	22	53	470	8.9	35	3
Denver	-	-	-	-	-	-	6	13	114	8.8	18	0
Kansas City	-	-	-	-	-	-	5	18	145	8.1	27	0
Oakland	-	-	-	-	-	-	6	19	165	8.7	20	0
San Diego	-	-	-	-	-	-	-	-	-	-	-	-
Seattle	-	-	-	-	-	-	4	5	25	5.0	9	0
AFC West	-	-	-	-	-	-	21	55	449	8.2	27	0
AFC Total	3	0	0	0.0	0	0	130	341	3200	9.4	74	15
Arizona	1	1	2	2.0	2	0	2	1	2	2.0	2	0
Dallas	-	-	-	-	-	-	2	2	8	4.0	7	0
N.Y. Giants	1	2	35	17.5	23	1	4	11	140	12.7	48	1
Philadelphia	-	-	-	-	-	-	3	4	54	13.5	35	1
Washington	-	-	-	-	-	-	3	6	24	4.0	17	0
NFC East	2	3	37	12.3	23	1	14	24	228	9.5	48	2
Chicago	-	-	-	-	-	-	3	6	83	13.8	33	0
Detroit	-	-	-	-	-	-	2	13	79	6.1	9	0
Green Bay	-	-	-	-	-	-	4	9	78	8.7	21	0
Minnesota	-	-	-	-	-	-	3	11	89	8.1	17	0
Tampa Bay	-	-	-	-	-	-	2	3	30	10.0	11	0
NFC Central	-	-	-	-	-	-	14	42	359	8.5	33	0
Atlanta	-	-	-	-	-	-	3	1	9	9.0	9	0
Carolina	-	-	-	-	-	-	2	4	90	22.5	60	0
New Orleans	-	-	-	-	-	-	2	10	113	11.3	23	0
St. Louis	-	-	-	-	-	-	4	18	162	9.0	22	3
San Francisco	-	-	-	-	-	-	4	16	180	11.3	43	2
NFC West	-	-	-	-	-	-	15	49	554	11.3	60	5
NFC Total	2	3	37	12.3	23	1	43	115	1141	9.9	60	7
Home	2	2	35	17.5	23	1	89	209	2125	10.2	74	11
Road	3	1	2	0.0	2	0	84	247	2216	9.0	63	11
1st Down	-	-	-	-	-	-	-	-	-	-	-	-
2nd Down	-	-	-	-	-	-	-	-	-	-	-	-
3rd Down	-	-	-	-	-	-	-	-	-	-	-	-
4th Down	-	-	-	-	-	-	-	-	-	-	-	-
1st Half	-	-	-	-	-	-	-	-	-	-	-	-
2nd Half	-	-	-	-	-	-	-	-	-	-	-	-
Overtime	-	-	-	-	-	-	-	-	-	-	-	-
Grass	2	1	2	7.0	2	0	37	112	1057	9.4	43	6
Turf	3	2	35	0.0	23	1	136	344	3284	9.5	74	16
Aug./Sept.	1	0	0	0.0	0	0	41	133	1249	9.4	60	6
October	-	-	-	-	-	-	41	116	1130	9.7	74	6
November	-	-	-	-	-	-	46	102	942	9.2	37	5
Dec./Jan.	4	3	37	7.0	23	1	45	105	1020	9.7	63	5
Games 1-8	1	0	0	0.0	0	0	86	264	2522	9.6	74	13
Games 9-16	4	3	37	7.0	23	1	87	192	1819	9.5	63	9
Wins	3	1	2	2.0	2	0	113	296	2965	10.0	74	16
Losses	2	2	35	0.0	23	1	60	160	1376	8.6	30	6
Ties	-	-	-	-	-	-	-	-	-	-	-	-



ZACH THOMAS

5-11 • 235

Linebacker

Born: 9/1/73

College: Texas Tech '96

Acquired: D5c, 1996 • Signed Through: 2003

NFL: Fifth Season • Dolphins: Fifth Season

#54

PRO CAREER

1999 – Signed a new five-year contract on February 12, 1999 . . . Started all 16 regular season games in '99 at middle linebacker for the second straight year and third time in his four NFL seasons . . . Led the team in tackles for the fourth consecutive campaign, as he tallied 167 total stops (117 solo), a figure which was the second-most of his NFL career, trailing only the 180 stops that he accounted for in his rookie season of 1996 . . . Was selected to the first Pro Bowl of his career, and started in the game . . . Thomas became the third Dolphin in team history to lead the club in tackles four or more straight seasons, joining Nick Buoniconti (1969-73) and Bryan Cox (1992-95) . . . In a vote of his teammates, was selected as a permanent co-captain on defense along with cornerback Sam Madison . . . Also had one sack, an interception, a forced fumble and a career-high 12 passes defended . . . Led the team in tackles 13 times during the course of the season and recorded double-digit tackle totals nine times . . . Thomas now owns four of the ten highest single-season tackle totals in team history:

ALL-TIME DOLPHINS SINGLE-SEASON TACKLE LEADERS

PLAYER	YEAR	TACKLES	PLAYER	YEAR	TACKLES
1. Steve Towle	1976	217	6. Steve Towle	1975	164
2. ZACH THOMAS	1996	180	7. Nick Buoniconti	1973	162
3. Rusty Chambers	1979	178	8. ZACH THOMAS	1998	160
4. Earnie Rhone	1981	171	9. Rusty Chambers	1978	151
5. ZACH THOMAS	1999	167	10. ZACH THOMAS	1997	149

CAREER INTERCEPTIONS: Over the course of his four-year career, Thomas has intercepted eight passes, tied for second all-time among Dolphin linebackers, along with Nick Buoniconti, Larry Gordon and Bob Matheson, and trailing only Earnie Rhone, who had 14 . . . In fact, Thomas' eight interceptions over the last four seasons are tied, along with four others, for third among linebackers in the NFL during this span:

MOST INTERCEPTIONS BY NFL LINEBACKERS FROM 1996-99

PLAYER	TEAM	1996	1997	1998	1999	4-YEAR TOTALS
1. Ronald McKinnon	Arizona	0	3	5	1	9
Bill Romanowski	Denver	3	1	2	3	9
3. ZACH THOMAS	MIAMI	3	1	3	1	8
Jessie Armstead	N.Y. Giants	2	2	2	2	8
Derrick Brooks	Tampa Bay	1	2	1	4	8
Donnie Edwards	Kansas City	1	2	0	5	8
Levon Kirkland	Pittsburgh	4	2	1	1	8

In his career, Thomas has returned three interceptions for touchdowns, tied with Dick Anderson for the most in Dolphins' history . . . In fact, Thomas has three of the six interception returns for touchdowns by a linebacker in club history, the other three being by Tom Erlandson (26 yards at Denver on December 4, 1966), A.J. Duhe (35 yards in the AFC Championship game against the N.Y. Jets on January 23, 1983) and Robert Jones (14 yards at Oakland on December 6, 1998) . . . Thomas is the only linebacker and, along with DE Bill Stanfill (2), one

of only two non-defensive backs in team history to return two or more interceptions for touchdowns . . . Over the past four seasons, Thomas' three interceptions returns for touchdowns are tied for third in the NFL over this period:

MOST INTERCEPTIONS RETURNED FOR TOUCHDOWNS FROM 1996-99

PLAYER	TEAM(S)	1996	1997	1998	1999	4-YEAR TOTALS
1. Rod Woodson	Pitt., S.F., Balt.	1	0	2	2	5
2. Jimmy Hitchcock	N.E., Minn.	0	1	3	0	4
3. ZACH THOMAS	MIAMI	1	0	2	0	3
Jason Belser	Indianapolis	2	1	0	0	3
Ty Law	New England	1	0	1	1	3
Mark McMillian	N.O., K.C., S.F., Wash.	0	3	0	0	3
Otis Smith	N.E., Jets	0	3	0	0	3
Dewayne Washington	Minn., Pitt.	1	0	2	0	3
Aeneas Williams	Arizona	1	2	0	0	3

GAME HIGHLIGHTS: Led the Dolphins with 12 tackles, including his only sack of the season, in opener at Denver (9/13) . . . Tallied 12 stops the following week vs. Arizona (9/19) when he also intercepted a Jake Plummer pass and knocked down three passes . . . The interception was the eighth of Thomas' career, tying him for second all-time among Dolphin linebackers, along with Nick Buoniconti, Larry Gordon and Bob Matheson, and trailing only Earnie Rhone, who had 14 . . . Had 11 tackles, a pass defended and a forced fumble at Indianapolis (10/10) . . . The forced fumble occurred when he stripped the ball from Edgerrin James on first-and-goal from the one . . . Daryl Gardener picked up the loose ball and returned it 33 yards to the 35 . . . Had 14 tackles in consecutive weeks, vs. Tennessee (11/7) and at Buffalo (11/14) . . . Two weeks later, notched a season-high 16 stops on Thanksgiving Day at Dallas (11/25) . . . Registered 15 tackles vs. San Diego (12/19) . . .

PLAYOFFS: Started both playoff games following the 1999 season at middle linebacker . . . Led the team in the postseason with 19 total tackles (16 solo), including a sack and two passes defended . . . Had nine tackles and the first sack of his postseason career in First-Round victory at Seattle (1/9/00) . . . Has started all five playoff contests in which he has played during his career . . . Has amassed 51 tackles, a sack, a fumble recovery and three passes defended . . .

HONORS: Was voted to the first Pro Bowl of his career, and started in the game, joining fellow Dolphins cornerback Sam Madison and kicker Olindo Mare . . . The three selections marked the most by the Dolphins since the 1995 season when the team had four players chosen . . . He became the sixth Dolphins linebacker to be selected, and the first since Bryan Cox in 1995 . . . In addition, Thomas was a first-team All-Pro selection by the Associated Press . . . Also in a vote of his teammates, Thomas was the winner of the Dolphins Leadership Award for 1999, the only player in team history to win the award more than once.

1998 – Started all 16 regular season games at middle linebacker . . . Finished the year with 160 total tackles (124 solo), two sacks for 16 yards lost, three interceptions for 21 yards in returns, including two for touchdowns, two forced fumbles and ten passes defended . . . Marked the third straight year in which he led the team in tackles, just the fourth Dolphin to achieve that feat and the first since Bryan Cox did it from 1992-95 . . . Tackle total was the seventh-highest single-season mark in club history (now eighth) . . . Led the Dolphins' tackle chart on ten occasions over the course of the season, including nine games with double-digit tackle marks . . . Was named the AFC Defensive Player of the Month for September when he totaled 37 tackles, a sack, an interception return for a touchdown and two passes defended, in helping Miami to a 3-0 record during the month . . .

INTERCEPTIONS: Thomas' three interceptions in 1998 are tied for the second-highest single-season total for a linebacker in Dolphins history (behind four interceptions by linebacker John Bramlett in 1967); Thomas also had three interceptions during the 1996 season . . . Thomas returned two interceptions for touchdowns on the year . . . He had a 17-yard return for a score against Pittsburgh on September 20 when he picked off a Kordell Stewart pass, and brought another one back one yard for a touchdown on December 6 at Oakland when he snared a Donald Hollas pass . . . Thomas' two interception returns for scores in the same season is tied with three others for the most in team history . . . Those three are Bill Stanfill (1969), Dick Anderson (1973) and Mike Kozlowski (1983). . . Of the group, Thomas is the only linebacker . . .

GAME HIGHLIGHTS: Led the team with 13 tackles in season-opening win at Indianapolis

(9/6) . . . Topped team's tackle chart with 13 stops, including a sack, vs. Buffalo (9/13), when he was awarded a defensive game ball . . . Led club with 11 tackles in 21-0 victory vs. Pittsburgh (9/20) . . . Also picked off a Kordell Stewart pass and ran 17 yards for the second touchdown of his career . . . Was awarded a defensive game ball for his performance in the Steelers game . . . Had ten tackles and a forced fumble at Jacksonville (10/12) . . . Tied for team lead with ten tackles vs. St. Louis (10/18) . . . Led team with 12 tackles vs. New England (10/25) . . . Notched a team and career-high 19 stops at Buffalo (11/1), when he also forced a fumble . . . Posted a team-high 12 tackles, to go along with a forced fumble, in victory at Carolina (11/15), when he earned a defensive game ball . . . Tied for team lead with ten tackles, and added three passes defended, at New England (11/23) . . . Recorded a team-high nine tackles, including a sack, vs. New Orleans (11/29) . . . Led the team with nine tackles at Oakland (12/6) . . . Also intercepted two passes, one of which he returned for a one-yard touchdown . . . His two interceptions were among six on the day for the Dolphins, tied for the most in team history . . . It marked the second time in 1998 and the third time in his career that he returned an interception for a touchdown, tying Dick Anderson's all-time Dolphins record . . . Along with Robert Jones' 14-yard interception return for a score, it tied the team's single-game record of two interception returns for touchdowns, which had been accomplished three times previously, most recently on December 16, 1983 against the N.Y. Jets . . . Thomas earned a defensive game ball for his performance against the Raiders . . . Started both playoff games following the 1998 season at middle linebacker . . . Led the team in the postseason with 20 total tackles (16 solo), a fumble recovery and a pass defended . . . Had a team-best eight tackles, in addition to a fumble recovery, in First-Round victory over Buffalo (1/2/99) . . . Also led team with 12 stops in Divisional contest at Denver (1/9/99) . . .

POSTSEASON HONORS: Earned numerous honors following the 1998 season . . . Was named the NFL Alumni Association's Linebacker of the Year . . . Was a first-team All-Pro selection by the Associated Press, USA Today, College & Pro Football Weekly and Football Digest . . . Was chosen to the 1998 All-Madden Team . . . Also was selected the winner of the team's Leadership Award in a vote by his teammates.

1997 – Started all 15 games in which he played at middle linebacker . . . Was inactive for the season-opener vs. Indianapolis (8/31) while still recovering from a fractured left fibula sustained in a preseason game against Denver in Mexico City (8/4) . . . Still led the team in tackles for the second straight year, with 149 total (107 solo), marking the second consecutive season in which he topped the 100-tackle plateau . . . That figure is now the tenth-most in franchise history . . . Also came up with a half-sack, an interception and ten passes defended, which were second-most on the squad and first among linebackers . . . Added one stop on special teams . . . Led the team in tackles on eight occasions, and finished with double-digit tackle totals nine times . . . Made regular season debut vs. Tennessee (9/7) and was second on the team with ten tackles . . . Led club with 11 stops at Green Bay (9/14) . . . Topped team with 12 tackles at Tampa Bay (9/21), when he picked off a Trent Dilfer pass and returned it ten yards for his only interception of the year . . . Tallied a team-high 11 tackles at N.Y. Jets (10/12) . . . Recorded a team and season-high 16 tackles and two passes defended vs. Chicago (10/27) . . . Registered a team-high 11 tackles and two passes defended vs. N.Y. Jets (11/9) . . . Led Dolphins with 14 tackles, including a half-sack, at Oakland (11/30) . . . Partial sack was shared with Tim Bowens and resulted in a Dolphins touchdown as Bowens stripped the ball from Jeff George in the end zone following a ten-yard loss, and Bowens recovered for the score . . . Matched that tackle total the following week with 14 stops vs. Detroit (12/7) . . . Recorded a team-high 13 tackles at Indianapolis (12/14) . . . Started First-Round Playoff game at New England (12/28) at middle linebacker . . . Amassed a team-high 12 total tackles.

1996 – Started all 16 games at middle linebacker as a rookie . . . Finished as team's leading tackler with 180 tackles (131 solo), and added two sacks, three interceptions, two fumble recoveries, two forced fumbles and five passes defended . . . Also recorded two special teams tackles and had one kickoff return for 17 yards . . . His three interceptions tied with eight others for second-most by a Dolphins linebacker in club history, surpassed only by John Bramlett, who had four interceptions in 1967 . . . It marked the most interceptions by a Dolphins linebacker since Earnie Rhone had three in 1981, and also is the most ever by a Dolphins rookie linebacker . . . Made NFL debut in start at middle linebacker against New England (9/1) and led the team with 13 tackles, including one sack . . . Along with Karim Abdul-Jabbar, Daryl Gardener, and Stanley Pritchett, it was only the third time in club history and the first time since 1970 that the Dolphins started four rookies in the season opener . . . Led the Dolphins with 15 tackles at Arizona (9/8) and also forced fumble and recovered it on same play to set up Dolphins touchdown . . . Had 15 stops against N.Y. Jets (9/15) . . . Posted a season-high 16 tackles against Seattle (10/6), when he also defended a pass, forced a fumble and recovered

one . . . Topped team with 12 tackles at Buffalo (10/13), while adding a sack and first career interception . . . Matched his season-high with 16 tackles at Philadelphia (10/20) . . . Led team with ten tackles at Houston (11/17) and came up with an interception, picking off a Chris Chandler pass with 10:42 left in the game and returning it 26 yards for his first career NFL touchdown, giving the Dolphins their first lead of the contest at 20-17 en route to their eventual 23-20 victory . . . It was the third interception return for a touchdown by a linebacker in team history (and second ever in the regular season), the other two being by Tom Erlandson, a 26-yard TD return at Denver on December 4, 1966, and by A.J. Duhe, a 35-yard TD return in the AFC Championship game against the N.Y. Jets on January 23, 1983 . . . Tied for club-high with 14 stops against N.Y. Giants (12/8) . . . Came up with an interception and 27-yard return against Buffalo (12/16) . . . Fifth-round draft choice (154th overall) of Miami in 1996 . . .

AMONG TACKLE LEADERS: Thomas led the Dolphins in tackles 12 times in 1996 and finished second twice . . . He recorded double-digit figures in tackles in 11 of his 16 games . . . Became only the third Dolphins rookie in club history to record 100 or more tackles (LB Steve Towle had 164 tackles in 1975 and LB John Offerdahl had 135 tackles in 1986) . . . He also is only the third rookie in franchise history to lead the team in tackles, joining Towle in 1975 and Offerdahl in 1986 . . . Thomas' 180 tackles is the highest single-season total by a Dolphins rookie, surpassing Towle's former club rookie record of 164 tackles which he set in 1975 . . . In addition, Thomas led all NFL rookies and finished ranked sixth among all NFL players in tackles in 1996:

1996 NFL TACKLE LEADERS

PLAYER	POSITION	TEAM	TACKLES	SOLO	ASSISTED
1. Victor Green	SS	N.Y. Jets	208	125	83
2. Chris Spielman	LB	Buffalo	206	121	85
3. Eric Hill	LB	Arizona	196	97	99
4. Jessie Tuggle	LB	Atlanta	184	108	76
5. Marcus Patton	LB	Washington	181	104	77
6. ZACH THOMAS	LB	MIAMI	180	131	49

HONORS: Recognized as team's MVP and Newcomer of the Year by South Florida media . . . Became first rookie to earn MVP award since quarterback Dan Marino in 1983 and first defensive player to capture honor since linebacker Steve Towle in 1976 . . . Voted as alternate to the AFC-NFC Pro Bowl . . . Earned Mackey Award, which goes to AFC Defensive Rookie of the Year and earned same recognition by Football Digest . . . Voted as Dolphins' recipient of 1996 Unsung Hero Award as selected by National Football League Players Association and Players Inc . . . Selected as All-Rookie honoree by College and Pro Football Newsweekly, The Football News, Pro Football Weekly/Pro Football Writers of America . . . Named NFL Defensive Rookie of the Month for October, becoming first Dolphins rookie in club history to receive that monthly honor . . . In his four games in October, Thomas totaled 52 tackles, one interception, two passes defended, one sack for seven yards, one forced fumble, and one fumble recovery.

COLLEGE

Four-year letterman (1992-95) and three-year starter at Texas Tech . . . Consensus All-America and All-Southwest Conference first team choice as a senior . . . Finalist for Butkus Award (nation's top linebacker) and Football News' Defensive Player of the Year Award . . . Added SWC Defensive Player of the Year honors . . . Led team with 131 tackles (84 solos) and added three sacks, 13 stops for losses, seven pass deflections, two interceptions, six forced fumbles, four fumble recoveries, three passes defended and one interception returned for a touchdown . . . Had school record 20 tackles and a sack against Missouri to earn SWC co-Defensive Player of the Week honors . . . Posted 13 tackles, recovered a fumble and picked off a pass with 30 seconds left, returning the ball 23 yards for the game-winning touchdown, in a 14-7 beating of Texas A&M . . . Named first-team All-America by United Press International and second-team honors from The Sporting News and Football News as a junior . . . Also named unanimous All-SWC Defensive Player of the Year . . . Led the SWC with 116 tackles (65 solos), 3.5 sacks, nine stops for losses of 18 yards, four interceptions and four pass breakups . . . Named All-SWC second-team pick by the Houston Chronicle and Houston Post as a sophomore . . . Started every game . . . Ranked fourth in conference with 117 tackles (64 solos) and added one sack, four tackles for loss, three passes defended, one interception, three fumble recoveries and one forced fumble . . . Had first career interception along with 13 tackles, two sacks and set an all-time bowl record with seven stops behind the line of scrimmage

against Oklahoma in the John Hancock Bowl . . . Played in every game as a reserve inside linebacker as a freshman . . . Recorded 26 tackles (13 solos) . . . Majored in exercise and sports sciences.

PERSONAL

Single, resides in Plantation, Fla . . . Attended Pampa (Texas) High School . . . Played linebacker and running back . . . Named first-team all-state as a senior . . . Recorded 158 tackles (59 solos) with six sacks, three fumble recoveries, five forced fumbles and eight deflected passes . . . Rushed for 928 yards and eight touchdowns on 164 carries (5.7 avg) . . . Also lettered in baseball . . . Enjoys weightlifting and playing basketball . . . Lists "Braveheart" and "Good Will Hunting" as favorite movies and "Frasier" as favorite television show . . . Served as Dolphins representative for the United Way public service announcement in 1997 . . . Member of the "Crunch on Paralysis" team, along with Trace Armstrong and Jason Taylor, and will make a donation for every sack and tackle they make in 2000 to the Miami Project to Cure Paralysis . . . This past offseason, opened a health and fitness club in Amarillo, Texas, called "Zach's Club 54" . . . The club is run by his brother, and former Texas Tech teammate, Bart . . . Full name is Zach Michael Thomas, born September 1, 1973, in Pampa, Texas.

NFL REGULAR SEASON STATISTICS

YEAR	TEAM	G-S	TACK.	ASST.	TOTAL	FUM. REC.	FOR. FUM.	QB SACK	YDS LOST
1996	Miami	16-16	131	49	180	2	2	2	13.0
1997	Miami	15-15	107	42	149	0	0	½	5.0
1998	Miami	16-16	124	36	160	0	2	2	16.0
1999	Miami	16-16	117	50	167	0	1	1	10.0
4-YEAR TOTALS		63-63	479	177	656	2	5	5½	44.0

NFL PLAYOFF STATISTICS

YEAR	TEAM	G-S	TACK.	ASST.	TOTAL	FUM. REC.	FOR. FUM.	QB SACK	YDS LOST
1997	Miami	1-1	10	2	12	0	0	0	0.0
1998	Miami	2-2	16	4	20	1	0	0	0.0
1999	Miami	2-2	16	3	19	0	0	1	9.0
PLAYOFF TOTALS		5-5	42	9	51	1	0	1	9.0

ADDITIONAL STATS

Interceptions: 3 for 64 yards, 21.3 avg., long 27, 1 TD in 1996; 1 for 10 yards in 1997; 3 for 21 yards, 7.0 avg., long 17t, 2 TDs in 1998, 1 for 0 yards in 1999 for total of 8 for 95 yards, 11.9 avg., long 27, 3 TDs

Defensive Touchdowns: 1 interception return in 1996, 2 interception returns in 1998 for total of 3

Passes Defensed: 5 in 1996, 10 in 1997, 10 in 1998, 12 in 1999 for total of 37 (P-3)

Special Teams Tackles: 2 in 1996, 1 in 1997 for total of 3

Kickoff Returns: 1 for 17 yards in 1996, 1 for 15 yards in 1999 for total of 2 for 32 yards, 16.0 avg., long 17

SINGLE-GAME HIGHS


Most Sacks: 1, five times

Most Interceptions: 2 at Oakland, 12/6/98



DOLPHIN FACT

Since 1970, the Dolphins own a 4-0 record in regular-season home games against that year's eventual Super Bowl champion. Miami has defeated the 1970 Baltimore Colts (34-17), the 1985 Chicago Bears (38-24), the 1987 Washington Redskins (23-21), and the 1998 Denver Broncos (31-21).



MATT TURK

6-5 • 250

Punter

Born: 6/6/68

College: Wisconsin-Whitewater '93

Acquired: T (Wash.), 2000 • **Signed Through:** 2001

NFL: Sixth Season • **Dolphins:** First Season

#1

PRO CAREER

1999 – Was acquired in a trade with Washington on March 9, 2000, in exchange for a seventh-round draft choice in 2001 . . . Played in 14 regular season games, missed two contests due to injury . . . Punted a career-low 62 times for a 41.4-yard average with a long of 57, 16 inside-the-20 and 10 touchbacks . . . Had a net average of 35.6 . . . Had six punts for a 44.2-yard average with a season-long punt of 57 yards at N.Y. Jets (9/26) . . . Was inactive at Dallas (10/24) with a fractured middle finger and vs. Chicago (10/31) with back spasms . . . Placed six kicks inside-the-20 over the final three weeks of the season . . . Appeared in both playoff games following the 1999 season, the first two of his NFL career . . . Punted 12 times for 499 yards, a 41.6-yard average with a long of 52 and four kicks inside-the-20.

1998 – Was selected to his third straight Pro Bowl . . . Punted 93 times for 4,103 yards, a 44.1-yard gross average . . . His punts and yardage totals both marked career-highs . . . Put together an NFC-best 39.0 net average, which trailed only Tennessee's Craig Hentrich (39.2) for the NFL lead . . . Finished with a career-best 33 punts inside the opponents' 20-yard line, which tied him for second in the NFL along with New York's Brad Maynard and behind Pittsburgh's Josh Miller (34) for tops in the NFL . . . Hit four punts for a career-high 53.0-yard average vs. Denver (9/27), when he also had a career-long 69-yard punt . . . Was named NFC Special Teams Player of the Week for his performance vs. N.Y. Giants (11/1) when he hit ten punts for a 43.5-yard average with three inside-the-20 and two kicks of 65 yards.

1997 – Was named to his second consecutive Pro Bowl . . . Punted 84 times for 3,788 yards, a 45.1-yard gross average . . . Put together a net average of 39.2 . . . Had a long of 62, 32 kicks inside-the-20 and 22 touchbacks . . . Gross average was second-best in the NFC, while his net of 39.2 led the NFL . . . 32 kicks inside-the-20 were second-most in the league, trailing only the Giants' Brad Maynard, who had 33 . . . Hit seven punts for a 49.9-yard average, in addition to the first blocked punt of his career, vs. Arizona (9/14) . . . Punted seven times for a 44.7-yard average with a season-long kick of 62 yards at Philadelphia (10/5) . . . Had another outstanding day vs. Detroit (11/9) when he connected on seven punts for a 47.9-yard average, with a long of 59 and four of over 50 yards.

1996 – Was voted to the Pro Bowl in just his second NFL season . . . Punted 75 times for 3,386 yards, a 45.1-yard average, with a long of 63, 25 inside-the-20 and 11 touchbacks . . . Put together a net average of 39.2, which led the NFL . . . Gross average led the NFC . . . Punted seven times for a 48.7-yard average with a long of 58 in season-opener vs. Philadelphia (9/1) . . . Hit six punts for a 47.2-yard average with a long of 59 and a career-high five kicks inside-the-20, at St. Louis (9/22) . . . Had six punts for a season-high 50.8-yard average with a long of 57 at Dallas (11/26) . . . Four of his five punts were downed inside-the-20 at Arizona (12/15), when he amassed a 46.2-yard average.

1995 – In first NFL season, punted 74 times for a 42.4-yard average, 29 inside-the-20, nine touchbacks and a long of 60 . . . Amassed a net average of 37.7 . . . 29 kicks inside-the-20 led the NFL . . . Net average was second in the NFC and fourth in the NFL . . . Hit four punts for a 44.8-yard average including a season-long 60-yard punt in opener vs. Arizona (9/3) . . . Had a net average of 40.0 that day . . . Had a season-high three punts downed inside-the-20 in each of three consecutive weeks (vs. Seattle 11/19, vs. Philadelphia 11/26, at Dallas 12/3).

1993-94 – Went to training camp with Green Bay as an undrafted rookie free agent in 1993 and was waived by the Packers prior to the regular season . . . Also was released by the Rams in training camp in 1994.

COLLEGE

Played on three straight Wisconsin State University Conference championship teams during his college career at Wisconsin-Whitewater . . . During his career, punted 110 times for 3,991 yards while averaging 36.3 yards per punt.

PERSONAL

Married to Stephanie with a daughter, Danielle (11/15/99) . . . Attended Greenfield (Wis.) High School . . . Older brother, Dan, has been a long snapper in the NFL since 1985, including 1997-99 with Washington . . . Born June 16, 1968 in Greenfield, Wis.

NFL REGULAR SEASON STATISTICS

YEAR	TEAM	G	NO.	YDS.	AVG.	TB	IN 20	LG	BLK	NET
1995	Washington	16	74	3140	42.4	9	29	60	0	37.7
1996	Washington	16	75	3386	45.1	11	25	63	0	39.2
1997	Washington	16	84	3788	45.1	11	32	62	1	39.2
1998	Washington	16	93	4103	44.1	9	33	69	1	39.0
1999	Washington	14	62	2564	41.4	10	16	57	0	35.6
5-YEAR TOTALS		78	388	16981	43.8	50	135	69	2	38.3

NFL PLAYOFF STATISTICS

YEAR	TEAM	G	NO.	YDS.	AVG.	TB	IN 20	LG	BLK	NET
1999	Washington	2	12	499	41.6	0	4	52	0	39.9


ADDITIONAL STATS

Rushing: 1 for 0 yards in 1996; 1 for 0 yards in 1997; 2 for -12 yards, -6.0 avg., long 2 in 1998 for total of 4 for -12 yards, -3.0 avg., long 2

Special Teams Tackles: 1 in 1995, 2 in 1996, 1 in 1997, 1 in 1998 for total of 5

SINGLE-GAME HIGHS

Most Punts:	10 vs. N.Y. Giants, 11/1/98
	10 at Kansas City, 11/5/95
	9 vs. N.Y. Giants, 11/23/97
	8, five times (last: vs. Tampa Bay, 12/20/98)
Most Punt Yards:	435 vs. N.Y. Giants, 11/1/98
	397 at Kansas City, 11/5/95
	386 vs. Philadelphia, 11/15/98
	350 at Minnesota, 10/18/98
	349 vs. Arizona, 9/14/97
	349 vs. Arizona, 9/14/97
Highest Average (min. 4 punts):	53.0 vs. Denver, 9/27/98
	50.8 at Dallas, 11/28/96
	49.9 vs. Arizona, 9/14/97
	49.5 vs. San Francisco, 9/14/98
	49.2 vs. St. Louis, 11/30/97
	69 vs. Denver, 9/27/98
Longest Punts:	67 vs. Philadelphia, 11/15/98
	65 vs. N.Y. Giants, 11/1/98
	65 vs. N.Y. Giants, 11/1/98
	64 at Oakland, 11/29/98
	5 at St. Louis, 9/22/96
	4 at Arizona, 12/15/96
Most Inside-the-20:	4 at Minnesota, 10/18/98
	3, ten times (last: vs. Tampa Bay, 12/20/98)



BRIAN WALKER

6-1 • 205

Safety

Born: 5/31/72

College: Washington State '96

Acquired: UFA (Sea.), 2000 • Signed Through: 2001

NFL: Fifth Season • Dolphins: Third Season

#45

PRO CAREER

1999 – Signed a two-year contract with the Dolphins as an Unrestricted Free Agent from Seattle on February 16, 2000 . . . Went to training camp with Miami . . . Was waived by the Dolphins on September 5 and claimed by Seattle . . . Overall on the year, played in five games, all in a reserve role . . . Had nine tackles, an interception and four passes defended on defense, and five stops and a fumble recovery on special teams . . . Was inactive for the season opener vs. Detroit (9/12) . . . Was released on September 14 before being re-signed on September 30 . . . Lone interception of the year came at San Diego (10/17) when he picked off an Erik Kramer pass and returned it 21 yards . . . Had three tackles on defense at Green Bay (11/1) and vs. Cincinnati (11/7) . . . Was inactive for each of the final nine regular season games and First-Round Playoff contest vs. Miami (1/9/00) with a hamstring injury.

1998 – Played in all 16 regular season games in a reserve role in his first full season with the Dolphins . . . Finished with 16 tackles, four interceptions for 12 yards in returns and six passes defended . . . Also was third on the squad with 22 special teams tackles . . . Four interceptions ranked third on the team . . . Came up with the first interception of his career, vs. New England (10/25), when he picked off a Drew Bledsoe pass . . . Was awarded a game ball on special teams for his performance vs. Indianapolis (11/8) when he was credited with two tackles . . . Had two interceptions at Carolina (11/15), as he snared a pair of Steve Beuerlein passes in the Dolphins' 13-9 victory . . . Also added three special teams tackles in the Panthers game . . . Came up with three tackles and an interception vs. New Orleans (11/29) . . . Notched four special teams tackles at Oakland (12/6) and was awarded a game ball for his performance . . . Appeared in both playoff games following the 1998 season in a reserve capacity . . . Had six tackles on defense and two more on special teams . . . Made his NFL postseason debut in First-Round game vs. Buffalo (1/2/99) . . . Posted five tackles on defense and two more on special teams in the Bills contest . . . Underwent successful reconstructive surgery to repair a torn anterior cruciate ligament in his left knee following the season, on February 1, 1999 . . . The surgery was performed by team physician Dr. John Uribe at HealthSouth Doctor's Hospital in Coral Gables.

1997 – Began the season with Washington . . . Was waived by the Redskins on October 10 . . . Signed with the Dolphins as a free agent on December 9 . . . Overall on the year, appeared in five games, all with Washington . . . Posted four tackles on special teams, including two vs. Jacksonville (9/28) . . . Did not see action in his two games on the Dolphins' active roster . . . Was inactive for First-Round Playoff game at New England (12/28).

1996 – Played in all 16 games with four starts at strong safety in his rookie season with the Redskins . . . Finished with 52 total tackles (25 solo), a sack and a pass defended . . . Also was fourth on the squad with 16 special teams tackles . . . Opened the year as the nickel back, but injuries thrust him into the starting lineup by week 13 . . . Tallied four tackles vs. Indianapolis (10/27) . . . Was credited with six stops the following week at Buffalo (11/3) . . . Also had four tackles vs. Arizona (11/10) . . . Initial NFL sack came vs. San Francisco (11/24) when he dropped 49ers QB Steve Young on a safety blitz . . . First NFL start came on Thanksgiving Day at Dallas (11/28) . . . Recorded six tackles . . . Matched that total with six stops at Tampa Bay (12/8) . . . Signed with Washington as an undrafted rookie free agent in 1996.

COLLEGE

Played his final two years at Washington State (1994-95) after transferring from Snow Junior

College in Ephraim, Utah, where he recorded 13 career interceptions in two seasons . . . Was an honorable mention All-Pac 10 performer his senior season for the Cougars . . . Totaled 60 tackles and two interceptions while playing in all 11 games . . . Appeared in all 12 contests his junior season . . . Posted 32 tackles and a pair of interceptions.

PERSONAL

Single, resides in Widefield, Colo . . . Prepped at Widefield High School in Colorado Springs, Colo . . . Earned all-league honors and honorable mention All-America accolades as a junior . . . Led all Colorado prep players with nine interceptions . . . Didn't play football his senior season following the death of his mother . . . Was an all-league selection as a senior on the school's basketball team, where he averaged 22 points a game . . . Was a member of the Big Brother program while in high school . . . Born May 31, 1972.

NFL REGULAR SEASON STATISTICS

YEAR	TEAM	G-S	TACK.	ASST.	TOTAL	FUM. REC.	INT.	YDS.	LG	TD
1996	Washington	16-4	25	27	52	0	0	0	0	0
1997	Washington	5-0	0	0	0	0	0	0	0	0
	Miami	0-0	0	0	0	0	0	0	0	0
1998	Miami	16-0	11	5	16	0	4	12	7	0
1999	Seattle	5-0	8	1	9	1	1	21	21	0
4-YEAR TOTALS		42-4	44	33	77	1	5	33	21	0
MIAMI TOTALS		16-0	11	5	16	0	4	12	7	0

NFL PLAYOFF STATISTICS

YEAR	TEAM	G-S	TACK.	ASST.	TOTAL	FUM. REC.	INT.	YDS.	LG	TD
1998	Miami	2-0	6	0	6	0	0	0	0	0

ADDITIONAL STATS

Passes Defensed: (Washington) 1 in 1996, (Miami) 6 in 1998, (Seattle) 4 in 1999 for total of 11

Forced Fumbles: 1 in 1998

Sacks: (Washington) 1 in 1996

Special Teams Tackles: (Washington) 16 in 1996, 4 in 1997, (Miami) 22 in 1998, (Seattle) 5 in 1999 for total of 47 (P-2)

SINGLE-GAME HIGHS


Most Interceptions: 2 at Carolina, 11/15/98



DOLPHIN FACT

Miami owns an 8-3 record in games following a bye week. In 1990, Miami followed a bye with a 17-10 win over New England. In 1991, the Dolphins returned to action with a 10-6 win at Indianapolis. In 1992, Miami opened the season with a bye (due to Hurricane Andrew) and came back with a 27-23 win at Cleveland. In 1993, the Dolphins had two bye weekends and rebounded with a 22-13 win over Buffalo and a 41-27 win over Indianapolis. In 1994, the Dolphins came back from a bye weekend and won by a 23-3 score at New England. In 1995, the Dolphins returned to action with a 26-23 win at Cincinnati. Miami lost for the first time after a bye when they dropped a 22-15 decision to Seattle in 1996. In 1997, Miami followed a bye with a 17-14 win over Kansas City. In 1998, they dropped a 20-9 decision to the New York Jets, and last year they were defeated by the Buffalo Bills, 23-18, on a Monday night. They are 6-4 in games preceding the bye week.

In 2000, the Dolphins will take on the Buffalo Bills at home on October 8 before the bye and return from the off-week on October 23 on the road against the New York Jets, the second straight year that the Dolphins have played on a Monday night immediately following their bye week.



RICHMOND WEBB

6-6 • 320

Tackle

Born: 1/11/67

College: Texas A&M '90

Acquired: D1, 1990 • Signed Through: 2000

NFL: 11th Season • Dolphins: 11th Season

#78

PRO CAREER

1999 – Started 14 of the 15 regular season games in which he played at left tackle . . . Sustained a left knee contusion vs. Buffalo (10/4) . . . Was inactive the following week at Indianapolis (10/10) . . . Saw action in reserve role at New England (10/17) . . . Was awarded an offensive game ball for his performances in win vs. New England (11/21) . . . In his career, Webb has appeared in 150 regular season games, 11th on the team's all-time chart and fourth among offensive linemen . . . If he plays in all 16 games in 2000, he would move into sixth place on that list:

MOST GAMES PLAYED IN DOLPHINS HISTORY

PLAYER	YEARS	GAMES	PLAYER	YEARS	GAMES
1. Dan Marino	1983-99	242	7. Bob Griese	1967-80	161
2. Bob Kuechenberg	1970-84	190	8. Vern Den Herder	1971-81	159
3. Nat Moore	1974-86	183	9. Larry Little	1969-80	158
4. Ed Newman	1973-85	167	10. Bruce Hardy	1978-89	151
5. Jim Jensen	1981-92	164	11. RICHMOND WEBB	1990-99	150
6. Don Strock	1974-87	163			

PLAYOFFS: Started both playoff games following the 1999 season at left tackle . . . Overall in his career, has started all 11 postseason contests in which he has appeared.

1998 – Started all nine regular season games in which he played at left tackle . . . Opened each of the first eight and did not miss an offensive snap over that time . . . Was awarded offensive game balls for his performances in wins over Pittsburgh (9/20) and St. Louis (10/18) . . . Sustained a partial tear of his left triceps tendon in the eighth game of the year, at Buffalo (11/1) . . . Did not miss any time in that contest, however . . . Underwent surgery to repair the tear on November 2 . . . The surgery was performed by team physician Dr. John Uribe at HealthSouth Doctor's Hospital in Coral Gables . . . Was inactive for each of the next five games . . . The first game he missed, vs. Indianapolis (11/8), ended a string of 118 straight games in which he had played and started . . . The last time he had missed a game prior to that Colts matchup occurred in week two of the 1991 season when he sat out a contest against Indianapolis on September 8 due to a knee injury . . . The games started streak is the longest in team history, while he stands in the fourth spot in club annals for consecutive games played . . . Returned to the starting lineup at left tackle vs. N.Y. Jets (12/13), but saw only limited action . . . Was inactive for each of the final two regular season contests . . . Started First-Round Playoff game vs. Buffalo (1/2/99) . . . Held Bills DE Bruce Smith to just two tackles and no sacks . . . Aggravated his triceps injury in the game and was inactive for Divisional contest at Denver (1/9/99) . . . Underwent a left triceps surgical repair on January 11, 1999 . . . That surgery was performed by Dr. Uribe at HealthSouth Doctor's Hospital in Coral Gables . . . Missed each of the first two preseason games after undergoing arthroscopic surgery on August 6, 1998, to remove loose bodies from his right elbow . . . The surgery was performed by Dr. Uribe at HealthSouth Doctor's Hospital.

1997 – Started all 16 games at left tackle, the sixth consecutive season and seventh time in his eight NFL seasons that he accomplished the feat . . . Recorded his 110th straight start in the season finale vs. New England (12/22) when he snapped a tie (109) with Jim Langer (1972-79) for the most consecutive starts in Dolphins history.

ALL-TIME DOLPHINS DURABILITY LEADERS

MOST CONSECUTIVE STARTS

PLAYER	CONSEC. STARTS	YEARS
1. RICHMOND WEBB	118	1991-98
2. Jim Langer	109	1972-79
3. Dan Marino	95	1987-93
4. Norm Evans	91	1969-75
5. Dick Anderson	87	1968-74

MOST CONSECUTIVE GAMES PLAYED

PLAYER	CONSEC. GAMES	YEARS
1. Jim Langer	128	1970-79
2. Garo Yepremian	127	1970-78
3. Bob Baumhower	125	1977-84
4. RICHMOND WEBB	118	1991-98
5. Dwight Stephenson	107	1980-87

1996 – Started all 16 games at left tackle . . . Participated in all but two offensive snaps over course of year . . . Voted to seventh consecutive AFC-NFC Pro Bowl . . .

PRO BOWL: Named as reserve offensive tackle for the 1996 AFC Pro Bowl team . . . Coupled with Pro Bowl selections from 1990-95, Webb is the only player in team history to be selected to the Pro Bowl team each of first seven seasons in the league, two better than quarterback Dan Marino (1983-87) and linebacker John Offerdahl (1986-90), who were Pro Bowl performers in each of their first five seasons . . . Webb's seven Pro Bowl selections is the most by an offensive tackle in team history, ahead of the two selections of Norm Evans (1972 and 1974) . . . Has played in all seven Pro Bowls, tied with a group of 13 other players for 11th in league history for consecutive Pro Bowls played . . . In fact, Webb, the late Derrick Thomas, formerly of the Kansas City Chiefs, and former New York Giant Lawrence Taylor are the only NFL players to have appeared in the Pro Bowl in each of their first seven seasons in the league:

MOST CONSECUTIVE PRO BOWLS PLAYED IN NFL HISTORY

PLAYER	YEARS	PRO BOWLS	PLAYER	YEARS	PRO BOWL
1. Randall McDaniel*	1990-00	11	Derrick Thomas	1990-98	9
2. Lawrence Taylor	1982-91	10	8. Warren Moon	1989-96	8
Mike Singletary	1984-93	10	Mike Webster	1979-86	8
Ken Houston	1971-79	9	Reggie White	1987-94	8
5. Jack Lambert	1976-84	9	11. RICHMOND WEBB	1991-97	7
Junior Seau*	1992-00	9	13 other players		7

* - Active Streak

1995 – Started all 16 regular season games and one playoff contest . . . Selected as starter for AFC Pro Bowl team . . . Earned Pro Bowl recognition for sixth time in career and fourth time as a starter . . . Named second-team All-NFL by Associated Press and first-team All-AFC by United Press International . . . Voted by South Florida media as team's Outstanding Offensive Lineman for sixth straight season (1990-95) and joined Hall of Famers Jim Langer (1973-77) and Dwight Stephenson (1982-87) as only players in team history to win the award four or more consecutive seasons . . .

PRO BOWL: Voted as a starting offensive tackle for Pro Bowl team, which marked his sixth straight trip to Pro Bowl . . . Became the only player in team history to be selected to the Pro Bowl team each of his first six seasons in the league, passing quarterback Dan Marino (1983-87) and linebacker John Offerdahl (1986-90), who were Pro Bowl performers each of their first five NFL seasons . . . With four Pro Bowl starts, Webb joined Marino (seven), center Jim Langer (five), center Dwight Stephenson (four), and linebacker John Offerdahl (four) as the only Dolphins to start four or more Pro Bowls.

1994 – Started all 16 games at left tackle . . . Selected as a starter for AFC Pro Bowl team . . . Earned Pro Bowl recognition for fifth time in career and third time as a starter . . . Named first-team All-NFL by Associated Press, Sporting News, College and Pro Football Newsweekly, USA Today, Pro Football Weekly and Pro Football Writers of America, and second-team All-Pro by Football Digest . . . Selected first-team All-AFC by Football News and United Press International . . . Voted by South Florida media as the team's Outstanding Offensive Lineman for the fifth straight season (1990-94) and joined Hall of Famers Jim Langer (1973-77) and Dwight Stephenson (1982-87) as the only players in team history to win the award five or more consecutive seasons . . .

PRO BOWL: Voted as a starting offensive tackle for Pro Bowl team . . . Selected to start

contest along with fellow offensive lineman Keith Sims in Pro Bowl, marking the first time that the Dolphins had two offensive linemen start in the Pro Bowl since 1984 when center Stephenson and guard Ed Newman were named as starters . . .

AGAINST SACK LEADERS: As Miami's starting left tackle, Webb was responsible for blocking some of the NFL's best pass rushers . . . Went up against San Diego's Leslie O'Neal (12.5 sacks) in the playoffs and held the AFC's second-leading sacker to two tackles and no sacks . . . Faced Kansas City's Derrick Thomas (11 sacks) on two occasions and held him to seven tackles and a sack . . . Battled Buffalo's Bruce Smith (ten sacks) on two occasions in '94 and limited him to nine tackles and one sack . . . Also faced Pittsburgh's Greg Lloyd (ten sacks) and held him without a sack.

1993 – Started all 16 games at left tackle . . . Selected as a starter for the 1993 AFC Pro Bowl team . . . Earned Pro Bowl recognition for the fourth time in his career and the second time as a starter . . . Was named a second-team All-Pro by the Associated Press and a first-team All-AFC by The Football News and United Press International . . . Selected by the NFL Players Association as AFC co-Offensive Lineman of the Year . . . Became the first Dolphins offensive lineman to win the honor since Dwight Stephenson in 1987 . . . Voted by the South Florida media as team's Outstanding Offensive Lineman for fourth straight season (1990-93) and joined Hall of Famers Jim Langer (1973-77) and Dwight Stephenson (1982-87) as the only players in team history to win the award four or more consecutive seasons . . .

PRO BOWL: Was named as a starter at tackle for the 1993 AFC Pro Bowl squad . . . It marked second consecutive Pro Bowl start . . . Joined teammate guard Keith Sims on the Pro Bowl squad as they became the first pair of Dolphins offensive linemen to be selected to the Pro Bowl in the same year since 1985 when center Dwight Stephenson and guard Roy Foster were selected to the AFC Pro Bowl squad.

1992 – Started all 16 regular season games and both playoff contests at left tackle . . . Was selected as the starter for the 1992 AFC Pro Bowl team . . . Earned Pro Bowl recognition for the third time in career and first time as starter . . . Named first-team All-NFL by the Associated Press and The Sporting News, and second-team All-NFL by College and Pro Football Newsweekly . . . Honored with first-team All-AFC honors by The Football News and United Press International . . . Voted by South Florida media as the team's Outstanding Offensive Lineman for the third straight season (1990-92) and joined Hall of Famers Larry Little (1970-72), Jim Langer (1973-77) and Dwight Stephenson (1982-87) as the only players in team history to win the award three or more consecutive seasons . . . Started at left tackle in both playoff games . . .

PRO BOWL: Was named as a starter at tackle for the 1992 AFC Pro Bowl squad . . . It marked his first career Pro Bowl start . . . Webb became the first tackle in Dolphins history to be selected to the Pro Bowl as a starter.

1991 – Started each of the last 14 games at left tackle in 1991 . . . Was selected for the AFC Pro Bowl team in 1991 for the second consecutive season . . . Voted by the South Florida media as the team's Outstanding Offensive Lineman . . . Was inactive for first two games of season while recovering from a preseason knee injury . . . Had suffered ligament damage to his left knee vs. L.A. Raiders in Tokyo (8/4) . . . However, no surgery was necessary . . . Missed the final three preseason games and the first two regular season contests as a result of his knee injury . . . Was one of two inactive players in the season-opener at Buffalo (9/1) . . . Dressed but did not play vs. Indianapolis (9/8) . . . Saw first action of the season as the starting left tackle at Detroit (9/15) . . . Held Pro Bowl linebacker Derrick Thomas (13.5 sacks in '91) to just three tackles and no sacks at Kansas City (10/13) . . .

PRO BOWL: Was selected as reserve tackle for 1991 Pro Bowl squad . . . Webb's two Pro Bowl selections tied him with Norm Evans for the most Pro Bowl selections by an offensive tackle in team history, a club mark he broke with his third Pro Bowl selection in 1992.

1990 – Started all 16 regular season games and two playoff contests at left tackle . . . Actually played in all 1,028 offensive downs for Miami in regular season and playoffs . . . In fact, only missed one offensive series (seven plays) in preseason . . . Selected as a reserve to 1990 AFC Pro Bowl squad, but started game due to injury to Cincinnati's Anthony Muñoz . . . Named NFL Rookie of the Year by United Press International, Sports Illustrated, The Sporting News and Pro Football Weekly (see complete list of honors below) . . . Key member of the Dolphins' front line that allowed an NFL-low 16 sacks . . . Was accountable for only two sacks . . . Amazingly, Webb was called for only one holding infraction in '90 . . . Made first NFL start in season opener at New England (9/9) . . . Anchored offensive line which allowed Miami to rush for 177 yards which was team's highest single-game rushing output in a non-replacement

contest since 178-yard effort on December 5, 1982 against Minnesota . . . Started in opener alongside rookie left guard Keith Sims (second-round pick) and became the first Dolphins rookie draft choices ever to start in the season opener on the offensive line . . . They also became just the third and fourth rookie draft choices to start on opening day on offense in the history of the Dolphins; the only other rookie draft choices to start for Miami on offense on opening day at that point were FB Larry Csonka (1968) and WR Otto Stowe (1971) . . . In addition, rookie NT Alfred Oglesby (third-round pick) also started in season opener at New England which marked the first time in Dolphins history that each of the team's top three draft choices all started on opening day . . . First-round draft choice (ninth overall) of Miami in 1990 . . .

HONORS: Many postseason honors in 1990 included: UPI AFC Rookie of the Year, Sports Illustrated Rookie of the Year, The Sporting News Rookie of the Year, Pro Football Weekly Rookie of the Year . . . Earned second team All-Pro from College and Pro Football Newsweekly and second team All-AFC by UPI . . . Named to All-Rookie teams of UPI, Pro Football Weekly, College and Pro Football Newsweekly, Football Digest, Football News and the Pro Football Writers . . . Named as Dolphins' Outstanding Offensive Lineman and Rookie of the Year in 1990 by South Florida media . . . Also won the Tommy Fitzgerald Award as outstanding rookie in training camp . . .

PRO BOWL: Voted by NFL peers as backup offensive tackle for the 1990 AFC Pro Bowl team . . . Started in contest due to shoulder injury to Cincinnati's Anthony Muñoz . . . Webb became the first rookie offensive tackle and just the second rookie offensive lineman to be selected to the Pro Bowl (other was Colts guard Chris Hinton in 1983) . . . His rookie selection to the Pro Bowl placed him ahead of All-Pro tackles such as Cincinnati's Anthony Muñoz, who was a first-round pick in 1980 and was first selected to the Pro Bowl following the '81 season; St. Louis' Dan Dierdorf, who was a second-round pick in 1971 and was first selected following the '74 season; Washington's Joe Jacoby, who joined the NFL as a free agent in 1981 and was first selected following the 1983 season; and Chicago's Jim Covert, who was a first-round pick in 1983 and was first selected following the 1985 season . . . Became the first Dolphins rookie to be selected to the Pro Bowl since John Offerdahl in 1986 . . . One of only three Miami rookies ever selected to the Pro Bowl with the others being Offerdahl and QB Dan Marino (1983) . . . Also was the first Dolphins offensive lineman selected to the Pro Bowl since center Dwight Stephenson, who earned the recognition in 1987 . . . Joined Norm Evans (1972 and '74) and Wayne Moore (1973) as the only Dolphins tackles ever selected to the Pro Bowl . . .

AGAINST SACK LEADERS: As Miami's starting left tackle, Webb was responsible for blocking some of the NFL's best pass rushers . . . Miami allowed an NFL-low 16 sacks in '90 and Webb was accountable for only two of them . . . Faced Kansas City's Derrick Thomas (20 sacks) in playoffs and held him to three tackles and no sacks . . . Battled Buffalo's Bruce Smith (19 sacks) on three occasions in '90 (twice in regular season and once in playoffs) and held him to a combined total of no sacks and seven tackles . . . Also faced Giants' Lawrence Taylor (10.5 sacks) and held him to three tackles and a half-sack.

COLLEGE

Four-year letterman (1986-89) and three-year starter at Texas A&M . . . Earned first team All-Southwest Conference and second team All-America recognition as a senior . . . Moved from guard to tackle in spring drills . . . Paved way for ground attack which averaged 199.9 yards per game . . . Named second team All-SWC pick as a junior . . . Started all 11 games at left guard . . . School ranked tenth in the nation in rushing with 258.5 avg. per game . . . Became full time starter at left guard during sophomore season . . . Added 20 pounds of muscle to frame in offseason conditioning program . . . Anchored ground attack which averaged 231.9 yards per game . . . Played as reserve defensive tackle as a second-year freshman . . . Finished with a solo tackle . . . Moved to offensive line in spring drills after season . . . Redshirted his freshman season . . . Holds B.S in industrial distribution.

PERSONAL

Single, splits residence between Miami, Fla. and Dallas, Texas . . . Earned B.S. in industrial distribution during '93 offseason . . . Named first team all-district as defensive end at Franklin D. Roosevelt High School in Dallas . . . Led team to 7-4 record and district title as a senior . . . Also lettered in basketball . . . Served as senior class president and graduated with 3.5 grade point average . . . Earned nickname of "Bam Bam" by his college teammates for way he punished defenders in the trenches . . . Enjoys listening to music . . . Lists "The Cosby Show" as his favorite television show and Luther Vandross as his favorite recording artist . . . Has participated in events benefiting Cystic Fibrosis Foundation and Best Buddies of South

Florida . . . Assisted in building houses in Miami for Habitat for Humanity during each of the past two offseasons . . . Full name is Richmond Jewel Webb, Jr., born on Jan. 11, 1967, in Dallas, Texas.

NFL REGULAR SEASON STATISTICS


GAMES/STARTS: 1990: 16/16, 1991: 14/14, 1992: 16/16, 1993: 16/16, 1994: 16/16, 1995: 16/16, 1996: 16/16, 1997: 16/16, 1998: 9/9, 1999: 15/14 **10-YEAR TOTALS: 150/149**

NFL PLAYOFF STATISTICS

GAMES/STARTS: 1990: 2/2, 1992: 2/2, 1994: 2/2, 1995: 1/1, 1997: 1/1, 1998: 1/1, 1999: 2/2
PLAYOFF TOTALS: 11/11

ADDITIONAL STATS

Miscellaneous Tackles: 1 in 1990, 1 in 1992, 2 in 1993, 1 in 1995, 1 in 1996 for total of 6
Miscellaneous Fumble Recoveries: (P-1)



JERRY WILSON

5-10 • 190

Cornerback

Born: 7/17/73

College: Southern '95

Acquired: FA, 1996 • **Signed Through:** 2000

NFL: Sixth Season • **Dolphins:** Fifth Season

#24

PRO CAREER

1999 – Played in all 16 regular season games, including one start . . . Recorded 18 tackles (16 solo), three of which were sacks . . . Also intercepted a pass and defended eight more . . . Added ten stops on special teams . . . Recorded a season-high three tackles on three occasions: vs. Arizona (9/19), vs. Buffalo (10/4) and vs. Tennessee (11/7) . . . Also came up with sacks in the Cardinals contest and Titans game, as well as in win vs. New England (11/21) . . . Earned a defensive game ball in the Tennessee win when the Dolphins recorded a 17-0 shutout . . . Lone interception on the season occurred in that Patriots game, when he also was awarded a defensive game ball . . . Started vs. N.Y. Jets (12/27) as Dolphins opened with six defensive backs . . . Wilson's three sacks in 1999 tied for the most-ever by a Dolphins defensive back in a season, along with Liffort Hobley, who also came up with three in 1990 . . . Wilson's five career sacks rank second all-time among Dolphins defensive backs, trailing only Hobley, who had six sacks from 1987-93:

MOST SACKS BY A DOLPHINS DEFENSIVE BACK

SEASON

PLAYER	SACKS	YEAR
1. JERRY WILSON	3	1999
Liffort Hobley	3	1990
3. Don Bessilleu	2	1980
Glenn Blackwood	2	1982
Liffort Hobley	2	1992
JERRY WILSON	2	1997
Patrick Surtain	2	1999

CAREER

PLAYER	SACKS	YEARS
1. Liffort Hobley	6	1987-93
2. JERRY WILSON	5	1996-99
3. Glenn Blackwood	4	1979-87
Calvin Jackson	4	1994-99
5. Paul Lankford	3	1982-91
Jarvis Williams	3	1988-93

PLAYOFFS: Appeared in both playoff games following the 1999 season in a reserve capacity . . . Posted three tackles on defense and one on special teams . . . In his career, has

played in five postseason games, all in a reserve role . . . Has amassed ten tackles, one-and-a-half sacks and a forced fumble . . . Also has come up with three tackles on special teams.

1998 – Underwent arthroscopic surgery on May 14, 1998, to remove a small portion of the lateral meniscus in his left knee . . . The surgery was performed by Dolphins team physician Dr. John Uribe at HealthSouth Doctor's Hospital in Coral Gables . . . Underwent surgery on June 3, 1998, to remove a blood clot from the back of the left knee . . . The surgery was performed by Dr. John Uribe at HealthSouth Doctor's Hospital . . . Played in all 16 regular season contests in a reserve role . . . Recorded 16 tackles, an interception and two passes defended . . . Also finished seventh on the club with 16 special teams tackles . . . Registered a season-high four tackles at Oakland (12/6) . . . Lone interception of the year and the first of his career occurred vs. Denver (12/21) when he picked off a John Elway pass in the Dolphins' 31-21 victory . . . Tallied two special teams tackles vs. New Orleans (11/29), vs. N.Y. Jets (12/13) and vs. Denver (12/21) . . . Appeared in both playoff games following the 1998 season in a reserve capacity . . . Posted six tackles, a sack and a forced fumble . . . Also had one tackle on special teams . . . Tallied four tackles and a forced fumble in First-Round game vs. Buffalo (1/2/99) . . . Recorded two stops, including an eight-yard sack of QB John Elway, in Divisional contest at Denver (1/9/99).

1997 – Saw action in all 16 regular season games and one playoff contest in a reserve role . . . Finished the year with 13 tackles (10 solo), two sacks, a fumble recovery and two passes defended . . . Registered 15 tackles on special teams, which ranked fifth on the club . . . Two sacks were sixth-most on the team and first among defensive backs . . . Came up with a huge performance on special teams in season-opener vs. Indianapolis (8/31), when he downed a pair of punts inside the five-yard line - one at the one and another at the three . . . Had two tackles on special teams at Baltimore (10/19) . . . First career sack came vs. Buffalo (11/17) . . . Had three tackles and a sack at Oakland (11/30) . . . Posted two special teams stops vs. Detroit (12/7) . . . Recorded a season-high six tackles at Indianapolis (12/14) when he also defended a pass . . . Had three tackles and a fumble recovery in season finale vs. New England (12/22) . . . Played in a reserve role in First-Round Playoff game at New England (12/28) . . . Had one tackle on defense and another on special teams.

1996 – Played in two games . . . Placed on inactive list for five contests . . . Did not post any stats . . . Went to training camp with Tampa Bay . . . Released by Bucs on August 20 . . . Signed to Dolphins' practice squad on October 29 . . . Activated off practice squad on November 5 . . . Made NFL debut against N.Y. Giants (12/8).

1995 – Missed entire rookie season with a knee injury . . . Sustained torn anterior cruciate ligament in knee during practice session on August 30 . . . Placed on Injured Reserve on August 31 . . . Underwent reconstructive surgery on September 25 . . . Fourth-round draft choice (105th overall) of Tampa Bay in 1995.

COLLEGE

Four-year starter at Southern (1991-94) . . . Finished with 205 tackles, 14 interceptions, 47 passes defended, one sack and two fumble recoveries . . . Also returned 44 punts for a 10.1-yard average . . . Named first-team Sheridan Black College All-America and first-team All-SWAC choice as a senior . . . Started 10 of 11 games and tallied 58 tackles and career-high six interceptions . . . Also fielded 36 punts for a 10.7-yard average . . . Named second-team all-conference pick as a junior . . . Registered a career-high 68 tackles and added six interceptions as a freshman . . . Holds B.S. in rehabilitation counseling.

PERSONAL

Single, resides in Plantation, Fla . . . Enjoys swimming, golfing, jogging, playing basketball and video games . . . Lists comedies as favorite movie category, "Martin", "The Wayans Bros." and "The Jamie Foxx Show" as favorite television shows and "The Narrative of Frederick Douglass" as favorite book . . . Along with the other Dolphins defensive backs, has been part of the "Prudential No Pass Zone" program from 1997-99 in which each member donated three tickets for every home game to the Boys and Girls Clubs of Broward County . . . Also was part of a defensive backfield that won the team's Community Service Award in 1999 . . . Lettered in football, basketball and track at LaGrange High School in Lake Charles, La . . . Full name is Jerry Lee Wilson, Jr., born July 17, 1973, in Alexandria, La.

NFL REGULAR SEASON STATISTICS

YEAR	TEAM	G-S	TACK.	ASST.	TOTAL	FUM. REC.	INT.	YDS.	LG	TD
1995	Tampa Bay	INJURED RESERVE								
1996	Miami	2-0	0	0	0	0	0	0	0	0
1997	Miami	16-0	10	3	13	1	0	0	0	0
1998	Miami	16-0	11	5	16	0	1	0	0	0
1999	Miami	16-1	16	2	18	0	1	13	13	0
5-YEAR TOTALS		50-1	37	10	47	1	2	13	13	0

NFL PLAYOFF STATISTICS

YEAR	TEAM	G-S	TACK.	ASST.	TOTAL	FUM. REC.	INT.	YDS.	LG	TD
1997	Miami	1-0	1	0	1	0	0	0	0	0
1998	Miami	2-0	3	3	6	0	0	0	0	0
1999	Miami	2-0	2	1	3	0	0	0	0	0
PLAYOFF TOTALS		5-0	6	4	10	0	0	0	0	0


ADDITIONAL STATS

Sacks: 2 for 15 yards in 1997, 3 for 23 yards in 1999 for total of 5 for 38 yards (P-1.5 for 11 yards)

Passes Defensed: 2 in 1997, 2 in 1998, 8 in 1999 for total 12 (P-2)

Special Teams Tackles: 15 in 1997, 16 in 1998, 10 in 1999 for total of 41 (P-1)

Forced Fumbles: (P-1)



JOE WONG

6-6 • 315

Tackle

Born: 2/24/76

College: Brigham Young '99

Acquired: D7b, 1999 • **Signed Through:** 2001

NFL: Second Season • **Dolphins:** Second Season

#73

PRO CAREER

1999 — Spent his entire rookie season on Injured Reserve . . . Sustained a torn anterior cruciate ligament in his left knee during an intrasquad scrimmage on August 1 at Lockhart Stadium in Ft. Lauderdale . . . Underwent reconstructive surgery on August 26 . . . The surgery was performed by team physician Dr. John Uribe at HealthSouth Doctor's Hospital in Coral Gables . . . Was placed on IR on August 31 . . . Second of two seventh-round draft choices (244th overall) by Miami in 1999 with a compensatory pick from the NFL.

COLLEGE

Two-year starter (1997-98) at BYU where he played both guard and tackle . . . Started every game at right tackle as a senior when he graded out at 84.2 percent for blocking consistency while making 60 knockdowns for an offense that averaged 451 yards a game . . . Played in the Hula Bowl following his senior season . . . Started every contest at left guard his junior season . . . Spent his freshman and sophomore seasons at Hawaii (1994-95) before sitting out 1996 under NCAA transfer rules . . . Opened every game at right tackle his sophomore year of 1995 at Hawaii . . . Redshirted as a freshman in 1994 . . . Majored in sociology.

PERSONAL

Married to Celeste with a daughter, Heaven (11/6/97) and a son, Elias (who was born on April 18, 1999, the day his father was drafted by the Dolphins) . . . Is of Hawaiian, Portugese and Chinese descent . . . Lettered four times in football and twice in track & field at Kailua High School in Honolulu, Hawaii . . . Was an honorable mention All-State choice as both an offensive and defensive lineman . . . Enjoys weightlifting and golf in his spare time . . . Lists "Life" as favorite movie, "SportsCenter" as favorite television show, "Things Fall Apart" as favorite book, and Tupak as favorite recording artist . . . Full name is Joseph H.L. Wong, born February 24, 1976 in Honolulu, Hawaii.

NFL REGULAR SEASON STATISTICS


GAMES/STARTS: INJURED RESERVE

NFL PLAYOFF STATISTICS

GAMES/STARTS: INJURED RESERVE

2000 DRAFT CHOICES

RD.	NO.	NAME	POS.	HT.	WT.	BIRTH-DATE	COLLEGE
2	53	Todd Wade	T	6-8	325	10/30/76	Mississippi
3	84	Ben Kelly	CB	5-9	185	9/15/78	Colorado
4	117	Deon Dyer	FB	5-11	255	10/2/77	North Carolina
5	152	Arturo Freeman	S	6-0	195	10/27/76	South Carolina
6	167	Ernest Grant	DT	6-5	310	5/17/76	Arkansas-Pine Bluff
7	232	Jeff Harris	CB	5-11	192	7/19/77	Georgia



DEON DYER

5-11 • 255

Fullback

Born: 10/2/77

College: North Carolina '00

Draft: D4, 117

Signed Through: 2002

#33

COLLEGE

Signed a three-year contract with the Dolphins on June 2, 2000 . . . Four-year letterman (1996-99) and three-year starter at North Carolina . . . Started all 11 games as a senior . . . Carried the ball 73 times for 233 yards (3.2 avg) and a pair of touchdowns . . . Caught seven passes for 55 yards (7.9 avg) and a score . . . Added 19 yards on a kickoff return . . . Picked up 30 yards on nine carries and added an 11-yard reception against Indiana . . . Ran for a one-yard score and snatched two passes for 12 yards against Florida State . . . Scored on a one-yard touchdown plunge and returned a kickoff 19 yards against Clemson . . . Added 48 yards on 14 attempts and caught three passes for 20 yards against Georgia Tech . . . Scored the game-winning touchdown on a 12-yard reception in a 10-6 victory over North Carolina State . . . Played in the Senior Bowl . . . Played in 11 games with 10 starts as a junior . . . Ranked third on the squad with 258 rushing yards on 84 carries and six touchdowns . . . Also caught six passes for 58 yards and a touchdown . . . Tied for the team lead with seven touchdowns (six rushing, one receiving) . . . Scored in all six of North Carolina's regular-season wins . . . Rushed

for a career-high 58 yards and his first two-touchdown game against North Carolina State . . . Played in the Senior Bowl . . . Also scored on runs against Pittsburgh, Wake Forest, Maryland and Duke . . . Caught a touchdown pass against Clemson . . . Started all ten games in which he played in as a sophomore . . . Rushed 25 times for 90 yards and scored one touchdown . . . Caught five passes for 31 yards . . . Served as the lead blocker for 1,000-yard gainer Jonathan Linton (now with the Buffalo Bills) . . . Had his best game of the year against Virginia, carrying the ball six times for 46 yards, including a 31-yard touchdown run . . . Fractured his left fibula while blocking in the Clemson game . . . Was unable to play against Duke and in the Gator Bowl . . . Appeared in all 11 games as a freshman . . . Rushed for 58 yards on four carries, including a 48-yard gain . . . Added two receptions for 39 yards . . . Had 13 special teams tackles . . . Named as the school's co-recipient of the Tar Heels' Most Outstanding Special Teams Player . . . Posted five multi-tackle games . . . Caused a fumble against Georgia Tech . . . Had a season-high three tackles against Houston . . . Caught passes for 12 yards at Wake Forest and 27 yards against Maryland . . . Majored in African-American studies.

PERSONAL

Single, resides in Chesapeake, Va . . . Post-college ambition is to teach . . . Earned all-district, all-region and all-state honors as a junior and senior at Deep Creek High School in Chesapeake, Va . . . Named as the area's Most Outstanding Football Player as school posted undefeated regular-season marks of 10-0 in his last two seasons . . . Ran for 1,790 yards and 27 touchdowns as a senior . . . Rushed for 301 yards in a playoff loss in 1995 . . . Also lettered in track and field (shotput) . . . Lists The Bible as favorite book, "Heat" as favorite movie, "Married with Children" as favorite television show, Bob Marley as favorite recording artist, and Walter Payton as favorite athlete . . . Hobbies including playing his Playstation . . . Assisted in building a house in Liberty City for Habitat for Humanity this past offseason . . . Full name is Deon Joseph Dyer, born on October 2, 1977, in Chesapeake, Va.


COLLEGE STATISTICS

YEAR	TEAM	RUSHING						RECEIVING			
		G-S	ATT.	YDS.	AVG.	LG	TD	NO.	YDS.	LG	TD
1996	North Carolina	11-0	4	58	14.5	48	0	2	39	27	0
1997	North Carolina	10-10	25	90	3.6	31	1	5	31	12	0
1998	North Carolina	11-10	84	258	3.1	36	6	6	58	15	1
1999	North Carolina	11-11	73	233	3.2	14	2	7	55	12	1
COLLEGE TOTALS		43-31	186	639	3.4	48	9	20	183	27	2

ADDITIONAL STATS

Kickoff Returns: 1 for 19 yards in 1999

Special Teams Tackles: 13 in 1996



ARTURO FREEMAN

6-0 • 195

Safety

Born: 10/27/76

College: South Carolina '00

Draft: D5, 152

#27

COLLEGE

Four-year starter at South Carolina (1995-97, 1999) . . . Appeared in nine games with eight starts at cornerback as a senior . . . Missed the first two games of the season while

recuperating from a ruptured spleen . . . Finished with 34 tackles (23 solo), two passes defended and two forced fumbles . . . Had eight tackles a forced fumble against Mississippi . . . Collected four tackles, including a stop behind the line of scrimmage, and a pass break-up against Vanderbilt . . . Played in the Senior Bowl . . . Granted a medical redshirt in 1998 . . . Suffered torn anterior cruciate and medial collateral ligaments in his right knee during a morning workout in the second week of training camp which forced him to miss the entire season . . . Started all 11 games at free safety as a junior in 1997 . . . Earned first-team All-Southeastern Conference honors from the Associated Press and The Football News . . . Led the team with 92 tackles (56 solo) and six interceptions for 95 yards in returns . . . Also forced and recovered a fumble and blocked a kick . . . His six interceptions were the most by a South Carolina player since 1987 . . . Deflected a pass and intercepted another against East Carolina . . . Blocked a kick and came up with 13 tackles against Auburn . . . Posted nine tackles, forced a fumble to set up a score and intercepted a pass for a 47-yard touchdown against Kentucky . . . Had a 39-yard interception return and eight tackles against Arkansas . . . Started all 11 games as a sophomore . . . Led the team with 99 tackles (47 solo) and added three interceptions, eight passes defended and a sack . . . Named as a first-team All-Southeastern Conference pick by The Sports Network and second-team from the Associated Press . . . Posted 13 tackles and three passes defended inside the red zone against Georgia . . . Registered ten tackles, two passes defended and an interception against Auburn . . . Posted six tackles and an interception against Florida . . . Played in 11 games with nine starts at free safety as a freshman . . . Finished third on the team with 82 tackles (44 solo) and added a half-sack, an interception and three passes defended . . . Also forced a fumble and was credited with three quarterback pressures . . . Named to the SEC's All-Freshman team . . . Received the school's Scott Sinclair Newcomer Award for Defense . . . Posted eight tackles and had his first career interception against Mississippi State . . . Made a season-high 12 tackles against Florida . . . Holds B.A. in retail.

PERSONAL

Single . . . Named all-state, all-region and Class AAAA Offensive Back of the Year honors at Orangeburg-Wilkinson (S.C.) High . . . Was a high school teammate of current Tampa Bay Buccaneers cornerback Donnie Abraham . . . Led the state with a season-record 108 receptions for 1,318 yards and 16 touchdowns as a senior split end . . . Also had eight interceptions and 103 tackles . . . Also lettered in basketball and track . . . Enjoys reading, and learning about and using computers in free time . . . Lists "The Devil's Advocate" as favorite movie, "Martin" as favorite television show, Walter Payton as favorite athlete and the San Francisco 49ers as favorite sports team as a child . . . Assisted in building a house in Liberty City for Habitat for Humanity this past offseason . . . Full name is Arturo C. Freeman, born October 27, 1976, in Orangeburg, S.C.

COLLEGE STATISTICS

YEAR	TEAM	G-S	TACK.	ASST.	TOTAL	FUM. REC.	INT.	YDS.	LG	TD
1995	South Carolina	11-9	44	38	82	0	1	0	0	0
1996	South Carolina	11-11	47	52	99	0	3	16	9	0
1997	South Carolina	11-11	56	36	92	1	6	95	47t	1
1998	South Carolina	MEDICAL REDSHIRT								
1999	South Carolina	9-8	23	11	34	0	0	0	0	0
COLLEGE TOTALS		42-39	170	137	307	1	10	111	47t	1


ADDITIONAL STATS

Passes Defended: 3 in 1995, 8 in 1996, 6 in 1997, 2 in 1999 for total 19

Tackles For Loss: 2 in 1995, 1 in 1996, 1 in 1999 for total of 4

Sacks: 0.5 for 1-yard loss in 1995; 1 for 6 yards loss in 1996 for total of 1.5 for 7 yards lost

Forced Fumbles: 1 in 1995, 1 in 1997, 2 in 1999 for total of 4



ERNEST GRANT

6-5 • 310

Defensive Tackle

Born: 5/17/76

College: Arkansas-Pine Bluff '00

Draft: D6, 167

#97

COLLEGE

Four-year letterman (1996-99) and two-year starter at Arkansas-Pine Bluff . . . Started 10 games at strongside tackle as a senior . . . Recorded 53 tackles (28 solo), three sacks and eight tackles for loss . . . Also had a pair of passes defended and a forced fumble . . . Posted seven tackles, a sack and a pair of tackles behind the line of scrimmage against Mississippi Valley . . . Had a season-high ten tackles with a sack and forced a fumble against Lane . . . Started ten games as a junior . . . Recorded 52 tackles (20 solo), four sacks and 12 tackles for loss . . . Also had two fumble recoveries, a forced fumble and a blocked kick . . . Named first-team All-Southwestern Athletic Conference . . . Recorded six hits with a sack, a fumble recovery and a blocked extra point attempt against Southern . . . Posted five tackles with two sacks and a fumble recovery against Grambling State . . . Played in 11 games as a sophomore . . . Recorded 38 tackles (19 solo), 2.5 sacks and nine tackles for loss . . . Also lettered as a power forward on the school's basketball team after the football season . . . Preserved a 15-7 win over Mississippi Valley with a stop behind the line of scrimmage on a fourth-and-goal play . . . Credited with a sack, two tackles for loss and five tackles against Texas Southern . . . Appeared in seven games as a freshman . . . Finished with 26 tackles (16 solo), a sack and a pair of pass deflections . . . Majored in criminal justice.

PERSONAL

Single, splits residence between Miami and Forest Park, Ga . . . Lettered in football as a defensive lineman at Forest Park (Ga.) High School . . . Was a high school teammate of current Pittsburgh Steelers wide receiver Hines Ward . . . Also lettered in basketball (played forward) and track and field . . . Has done charity work with Boys and Girls Clubs in Pine Bluff, Ark . . . Enjoys swimming, fishing and lifting weights in his free time . . . Lists "Braveheart" as favorite movie, "The Jamie Foxx Show" as favorite television show, "The Old Man and the Sea" as favorite book, Jay-Z as favorite recording artist, and hot wings as favorite food . . . Full name is Ernest Jouoa Grant, born May 17, 1976, in Atlanta, Ga.

NFL REGULAR SEASON STATISTICS


YEAR	TEAM	G-S	TACK.	ASST.	TOTAL	FUM. REC.	FOR. FUM.	QB SACK	YDS LOST
1996	Ark.-Pine Bluff	7-0	16	10	26	0	0	1	8.0
1997	Ark.-Pine Bluff	11-0	19	19	38	4	0	2½	12.0
1998	Ark.-Pine Bluff	10-10	20	32	52	2	1	4	22.0
1999	Ark.-Pine Bluff	10-10	28	25	53	0	1	3	17.0
COLLEGE TOTALS		38-20	83	86	169	6	2	10½	59.0

ADDITIONAL STATS

Passes Defensed: 2 in 1996, 1 in 1997, 1 in 1998, 2 in 1999 for total of 6

Tackles For Loss: 9 in 1997, 12 in 1998, 8 in 1999 for total of 29

Blocked Kicks: 1 extra point in 1998



JEFF HARRIS

5-11 • 192

Cornerback

Born: 7/19/77

College: Georgia '00

Draft: D7, 232

#30

COLLEGE

Underwent arthroscopic surgery for a torn lateral meniscus in his right knee on June 14, 2000, for an injury that he sustained during the team's June Quarterback School . . . The surgery was performed by team physician Dr. George Caldwell at Holy Cross Hospital in Fort Lauderdale . . . Four-year letterman (1996-99) and two-year starter at Georgia . . . Played in ten games with seven starts as a senior . . . Finished the season with 29 tackles (27 solo), two forced fumbles, six passes defended and two interceptions . . . Blocked a field goal against Utah State . . . Had interceptions against Louisiana State and Florida . . . Played in all 11 regular season games with tens starts as a junior . . . Tied for second on the team with four interceptions and ten pass breakups . . . Added 53 tackles (42 solo), one tackle for loss and one forced fumble . . . Had eight tackles and an interception against Wyoming . . . Recorded an interception and nine tackles against Georgia Tech . . . Played in all 11 regular season games, including five starts, as a sophomore . . . Recorded 50 tackles (45 solo), one forced fumble, four tackles for loss and four passes defended . . . Finished second on team with eight special teams tackles . . . Had a season-high nine tackles against Georgia Tech . . . Recorded three tackles and one pass breakup against Wisconsin in the 1998 Outback Bowl . . . Saw reserve action in seven games as a redshirt freshman . . . Recorded four tackles . . . Redshirted as a true freshman in 1995 . . . Majored in psychology.

PERSONAL

Single, splits residence between Miami and Jacksonville, Fla . . . Attended Allen D. Nease High School in Jacksonville . . . Selected as all-district and all-county as a senior . . . Recorded 91 tackles, six forced fumbles, three fumble recoveries, and three interceptions . . . Also caught 25 passes for 316 yards and four touchdowns at wide receiver . . . Served as a kicker as a junior before being moved to defensive back for the final three games . . . Also played one year of soccer, two years of basketball, and ran track in high school . . . Hobbies include playing golf and soccer . . . Lists "The Old Man and the Sea" as favorite book . . . Assisted in building a house in Liberty City for Habitat for Humanity this past offseason . . . Full name is Jeffrey Terris Harris, born July 19, 1977, in Kansas City, Mo.

COLLEGE STATISTICS

YEAR	TEAM	G-S	TACK.	ASST.	TOTAL	FUM. REC.	INT.	YDS.	LG	TD
1995	Georgia									
					REDSHIRTED					
1996	Georgia	7-0	3	1	4	0	0	0	0	0
1997	Georgia	11-5	45	5	50	0	0	0	0	0
1998	Georgia	11-10	42	11	53	0	4	0	0	0
1999	Georgia	10-7	22	7	29	0	2	9	9	0
COLLEGE TOTALS		39-22	112	24	136	0	6	9	9	0


ADDITIONAL STATS

Passes Defensed: 4 in 1997, 10 in 1998, 6 in 1999 for total of 20

Tackles For Loss: 4 in 1997, 1 in 1998, 1 in 1999 for total of 6

Forced Fumbles: 1 in 1997, 1 in 1998, 2 in 1999 for total of 4

Blocked Kicks: 1 field goal in 1999



BEN KELLY

5-9 • 185

Cornerback

Born: 9/15/78

College: Colorado '01

Draft: D3, 84

#35

COLLEGE

Three-year letterman (1997-99) and two-year starter at Colorado . . . Ranks second on the NCAA Division I-A career-record list with a 28.1-yard average on kickoff returns . . . Holds school's all-time kickoff return record with 1,798 career yards . . . In addition, his 11 career interceptions ranks sixth in Colorado annals and his 34 pass deflections are second on the school's career-record list . . . Started all 11 games at left cornerback as a junior . . . Named as a first-team All-American by The Football News and added third-team accolades from the Associated Press . . . Earned first-team All-Big 12 Conference recognition as a defensive back and kickoff returner . . . Served as special teams captain . . . Recorded 42 tackles (30 solos), recovered two fumbles and batted away nine passes . . . Led the squad with five interceptions for 49 return yards . . . Added one rush for three yards and one reception for nine yards . . . Gained 166 yards on 28 punt returns for a 5.9 avg., and 547 yards on 19 kickoff returns for a 28.8 avg. with a pair of touchdowns . . . Posted five tackles with a pass breakup, five punt returns for 52 yards and two kickoff returns for 47 yards and also returned a fumble recovery 96 yards for a touchdown against Kansas . . . Returned a fumble for a 38-yard touchdown and returned a kickoff for a 98-yard score against Washington . . . Had three kickoff returns for 149 yards, including a 100-yard touchdown, and added five tackles and an interception against Missouri . . . Intercepted a pair of passes against Oklahoma . . . Closed out his career with an 88-yard punt return for a touchdown against Boston College in the Insight.com Bowl . . . Started all 11 games at cornerback as a sophomore . . . Named as a first-team All-Big 12 Conference selection as a defensive back and return specialist . . . Winner of the Brian Cabral Award, given to the team's Outstanding Special Teams Player and the Dave Jones Award, given to the squad's Most Outstanding Defensive Player . . . Recorded 54 tackles (45 solos), a school-record 22 passes defended and four interceptions . . . Returned 11 punts for 229 yards for a 20.8 avg. and two touchdowns . . . Added 474 yards on 20 kickoff returns for a 23.7 avg . . . Posted six tackles, four passes defended, an interception, three kickoff returns for 63 yards and a pair of punt returns for 116 yards, including a 68-yard touchdown against Utah State . . . Set a school single-game record with six pass deflections against Oklahoma . . . Posted a career-high 11 tackles and had an interception against Kansas State . . . Returned three punts for 88 yards with a 76-yard touchdown and added four tackles and an interception against Iowa State . . . Returned the game's opening kickoff for a 93-yard touchdown against Oregon in the Aloha Bowl . . . Played in 11 games with three starts as a redshirt freshman . . . Earned first-team All-Big 12 Conference recognition as a kickoff returner . . . Named the Big 12 Freshman of the Year and was the recipient of the Lee Willard Award, given to the team's Outstanding Freshman . . . Ranked second in the nation as he set school season-records with 25 kickoff returns for 777 yards for a 31.1 avg. and a touchdown . . . Posted 36 tackles (27 solos), recovered and forced a fumble, two interceptions and three pass deflections . . . Named Big 12 Player of the Week as he returned a kickoff 99 yards for a touchdown against Wyoming . . . Posted his first career interception against Kansas . . . Redshirted as a freshman . . . Majored in psychology and communications.

PERSONAL

Single, resides in Cleveland, Ohio . . . Lettered in indoor track as a sophomore at Colorado and earned All-America honors on the school's 4x400-meter relay team . . . Posted bests of 6.78 in the 60-meter dash and 21.53 in the 200-meter dash . . . Garnered first-team all-state and all-North Coast League honors in football both as a junior and senior at Mentor Lake (Ohio) Catholic High . . . Saw action at cornerback and running back as a senior . . . Had six interceptions and 18 pass deflections . . . Also rushed 122 times for 1,092 yards and 15

touchdowns (9.0 avg) and caught 30 passes for 386 yards and seven scores . . . Rushed for 786 yards and nine scores, and made 11 receptions for 180 yards and two more scores as a junior . . . Added 45 tackles and three interceptions . . . Also lettered four times in basketball (point guard) and track (sprints) . . . Averaged 17.4 points, six assists and seven steals per game . . . Lists "Major League" as favorite movie, Bone as favorite recording artist and the Cleveland Browns as favorite sports team growing up . . . Assisted in building a house in Liberty City for Habitat for Humanity this past offseason . . . Full name is Ben O. Kelly, born September 15, 1978, in Cleveland, Ohio.

COLLEGE STATISTICS

YEAR	TEAM	G-S	TACK.	ASST.	TOTAL	FUM. REC.	INT.	YDS.	LG	TD
1996	Colorado				REDSHIRTED					
1997	Colorado	11-3	27	9	36	1	2	47	32	0
1998	Colorado	11-11	45	9	54	0	4	1	1	0
1999	Colorado	11-11	30	12	42	2	5	49	31	0
COLLEGE TOTALS		33-25	102	30	132	3	11	97	32	0

ADDITIONAL STATS

Punt Returns: 11 for 229 yards, 20.8 avg., long 76t, 2 TDs in 1998; 28 for 166 yards, 5.9 avg., long 19 in 1999 for total of 39 for 395 yards, 10.1 avg., long 76t, 2 TDs

Kickoff Returns: 25 for 777 yards, 31.1 avg., long 99t, 1 TD in 1997; 20 for 474 yards, 23.7 avg., long 53 in 1998; 19 for 547 yards, 28.8 avg., long 100t, 2 TDs in 1999 for total of 64 for 1,798 yards, 28.1 avg., long 100t, 3 TDs

Rushing: 1 for 3 yards in 1999

Receiving: 1 for 9 yards in 1999


Passes Defended: 3 in 1997, 22 in 1998, 9 in 1999 for total 34

Tackles For Loss: 1 in 1997, 2 in 1999 for total of 3

Special Teams Tackles: 12 in 1997, 9 in 1998, 4 in 1999 for total of 25

Forced Fumbles: 1 in 1997

Defensive Touchdowns: 2 fumble returns in 1999



TODD WADE

6-8 • 325

Tackle

Born: 10/30/76

College: Mississippi '00

Draft: D2, 53

#71

COLLEGE

Four-year letterman (1996-99) and three-year starter at Mississippi . . . Started all 11 games at right tackle as a senior . . . Also started against Oklahoma in the Independence Bowl . . . Named as a second-team All-American by The Football News and a first-team All-Southeastern Conference selection by the Associated Press and the SEC coaches . . . Also served as an offensive captain . . . Graded at 87.3-percent for blocking consistency and registered 104 knockdowns as the offense averaged 368.5 yards-per-game . . . Earned Player of the Game honors against Louisiana State by posting 15 knockdowns as the team gained 426 yards . . . Played in the Senior Bowl . . . Started all 11 games at right tackle as a junior . . . Also started against Texas Tech in the Independence Bowl . . . Named as a unanimous All-SEC first-team pick . . . Also was voted as the SEC's "Unsung Hero" by Lindy's magazine . . .

Received the J. Richard Price Courage and Compassion Award from M-Club Alumni Chapter in recognition of having demonstrated extraordinary courage and unusual compassion in his dedication to the Ole Miss football team ... Delivered 84 knockdowns and graded 85.5-percent for blocking consistency as he helped the Rebels gain 4,320 total yards on the season ... Earned Player of the Game honors, delivering ten knockdowns as the offense picked up 454 yards against South Carolina ... Played in all 11 games with ten starts as a sophomore ... Moved into the starting lineup at right tackle after the season opener ... Named Quarterback Club Offensive Player of Week against Auburn ... Selected CommuniGroup Lineman of Week for the LSU game and shared same honor with the entire Rebel offensive line for the Tulane clash ... Saw action in every game as a redshirt freshman in 1996 and earned his first letter ... Redshirted as a freshman ... Holds B.S. in sociology.

PERSONAL

Single, resides in Jackson, Miss ... Named all-state and all-conference (on both offense and defense his final two seasons) and earned the Jackson Touchdown Club Award at Jackson (Miss.) Prep High School ... Was a high school teammate of Indianapolis Colts linebacker Paul Lacoste ... Earned three letters in football, leading the team to a 33-4 record ... Played on both offense and defense during his senior year ... Had 96 tackles and ten quarterback sacks ... Added two blocked field goal attempts and was credited with eleven pass deflections ... Also lettered in track and field ... Father, Luther, lettered as a fullback at Ole Miss in 1970 and as a defensive tackle in 1971 ... Grandfather, Will Webb, also played at Ole Miss ... Enjoys working out and hunting and fishing ... Has visited hospitals and schools while in college ... Assisted in building a house in Liberty City for Habitat for Humanity this past off-season ... Lists "The Outlaw Josey Wales" as favorite movie, Jimmy Buffet and B.B. King as favorite recording artists, Deacon Jones as favorite athlete and the Miami Dolphins and Dallas Cowboys as favorite sports teams growing up ... Full name is Todd McLaurin Wade, born October 30, 1976, in Greenwood, Miss.

COLLEGE STATISTICS

GAMES/STARTS: 1995: Redshirted, 1996: 11/0, 1997: 11/10, 1998: 11/11, 1999: 11/11

COLLEGE TOTALS: 44/32

FREE AGENTS

G-BEN ADAMS (6-5, 310, 12/27/75, Texas): Originally went to camp with Tennessee as an undrafted rookie free agent in 1999, and was waived by the team on September 3 ... Signed with the Dolphins to the practice squad on October 27 and spent each of the final ten regular season games and both playoff games there ... Was signed by Miami for the 2000 season on February 8 ... Played with the Rhein Fire of the NFL Europe League this past spring ... Started all 11 games at left guard and helped Rhein to a victory in the World Bowl ... Team led the league in total offense with an average of 333.8 yards per game, and was second in rushing with an average of 100.2 yards per contest ... Club allowed a league-low 23 sacks ... Was a three-year starter at Texas, opening at right guard as a junior and senior and at left guard his sophomore season ... Was a first-team All-America and first-team All-Big 12 selection as a senior when he was part of an offensive line that helped pave the way for Ricky Williams to win the Heisman Trophy ... Redshirted in 1994 ... Majored in history ... Was the league MVP at La Mirada (Calif.) High School where he also lettered in basketball ... Born December 27, 1975.

RB-CURTIS ALEXANDER (6-0, 212, 6/11/74, Alabama): Was drafted by Denver in the fourth-round (122nd overall) in 1998 ... Was waived on August 28 and signed to the Broncos' practice squad on August 31 where he spent the entire '98 season ... Went to training camp with the Broncos in '99 and was waived on September 2 ... Signed with Miami as a free agent on February 8, 2000 ... Rushed for 1,110 yards and six touchdowns on 257 attempts in 27 games during his collegiate career at Alabama ... Posted a career-high 720 yards rushing and six scores on 155 carries while also catching 16 passes for 133 yards and two touchdowns in his senior season of 1997 ... Majored in public relations ... Was an All-America selection and was rated as the fourth-best player in the South as a senior at Whitehaven High School in Memphis, Tenn ... Born June 11, 1974 in Memphis, Tenn.

WR-ROBERT BAKER (5-11, 200, 5/14/76, Auburn): Signed with the Dolphins as a rookie free agent on July 13, 1999 after not being selected in the NFL supplemental draft on July 8 ... Played in each of the first two preseason games with Miami last year ... Returned two punts for an 11.0-yard average and two kickoffs for an 18.5-yard average ... Underwent surgery on August 23 to repair a torn anterior cruciate ligament and a torn lateral meniscus in his right knee, as well as an arthroscopic debridement in his left knee ... Those injuries were sustained in the second preseason game, on August 21 at San Diego ... The surgery was performed by team physicians Dr. George Caldwell and Dr. John Uribe at HealthSouth Doctor's Hospital in Coral Gables ... Was placed on Injured Reserve on August 31 ... Lettered two years (1995-96) at Auburn ... In two seasons with the Tigers, played in 22 games with 11 starts ... Caught 62 passes for 896 yards with a long of 67 and seven touchdowns ... Also returned 48 punts for a 9.7-yard average, including a touchdown, and fielded 46 kickoffs for a 21.3-yard average ... Totaled 28 receptions for 370 yards in his freshman season of 1995 ... Also returned 25 punts for a 9.3-yard average and 25 kickoffs for a 21.0-yard average that year and was a Freshman All-SEC selection as a kick returner ... Had a career-best 34 catches for 526 yards and five touchdowns in 1996 when he led the team with 1,174 all-purpose yards ... As a sophomore, returned a punt 79 yards for a touchdown against South Carolina ... Majored in liberal arts ... Was academically ineligible in 1997, was not enrolled in school in 1998 ... Attended P.K. Yonge High School in Gainesville, Fla., where he was a two-time Class 2-A All-State performer ... Was a receiver as a junior before being switched to tailback for his senior season ... Also played defensive back each of his last two seasons ... Full name is Robert Cedrick Baker III, born March 14, 1976.

TE-HAYWARD CLAY (6-3, 265, 7/5/73, Texas A&M): Signed with the Dolphins as a free agent on May 16, 2000 ... Spent each of the last two seasons with the Dallas Cowboys ... Was on the Cowboys' injured reserve list for all of '99 with a torn anterior cruciate ligament in his left knee sustained during the preseason ... Underwent surgery on September 1 ... Played in each of the final three regular season games including two starts, with the Cowboys in 1998 after being claimed off waivers from Chicago on August 31 ... Originally was a sixth-round draft choice (201st overall) of St. Louis in 1996 ... Played in 11 games with four starts in his rookie season with the Rams and had four receptions for 51 yards ... Was waived by the Rams prior to the regular season in 1997 ... Played with the Rhein Fire of the NFL Europe League in 1998 before signing with the Bears ... Caught one pass for 27 yards ... Also appeared in one playoff contest and caught one pass for nine yards ... Played in 42 games during his collegiate career at Texas A&M ... Was a second-team All-Southwest Conference performer as a senior when he caught 19 passes for 235 yards and three touchdowns ... Earned degree in agricultural economics ... Lettered in both football and basketball at Snyder (Texas) High School ... Born July 5, 1973 in Snyder, Texas.

DE-RAMEEL CONNOR (6-3, 280, 6/26/77, Illinois): Signed with the Dolphins as an undrafted rookie free agent on April 27, 2000 ... Was a three-year letterman (1996, 98-99) and three-year starter at defensive end for the Fighting Illini ... Started all 35 games in which he played during his career ... Finished with 115 total tackles, including 21 for loss, and nine sacks ... Opened all 11 contests at defensive tackle as a redshirt freshman in 1996 and came up with 37 stops, two tackles for loss and two sacks ... Sustained a torn anterior cruciate ligament on the opening series of the 1997 season-opener against Southern Mississippi ... Underwent reconstructive surgery and missed the remainder of the year ... Came back to start all 11 contests at end in 1998, and recorded 35 tackles, including a career-high ten for loss, and 2.5 sacks ... Opened all 12 games at end in 1999 and was an honorable mention All-Big Ten Conference selection ... Tallied career-high figures of 43 tackles and 4.5 sacks ... Also posted nine stops for loss ... Majored in sociology ... Single, resides in Miami ... Has a son, Justin R. (10/30/97) ... Was an all-state choice at linebacker as a senior at Proviso West High School in Hillside, Ill ... Was high school teammates with Dallas Cowboys tackle Flozell Adams and Carolina Panthers defensive back Ray McElroy ... Played offensive tackle in addition to defense in high school ... Also lettered in basketball and baseball ... Hobbies include reading, collecting DVD movies and baseball cards ... Has done charity work with a youth detention center in Champaign, Ill ... Lists "Scarface" as favorite movie, "Martin" as favorite television show, The Bible as favorite book, The Isley Brothers as favorite recording artists, Michael Jordan as favorite athlete and the Miami Dolphins as favorite team growing up ... Full name is Rameel M. Connor, born June 26, 1977, in Chicago, Ill.

WR-TODD DOXZON (6-0, 190, 3/28/75, Iowa State): Originally signed with the Dolphins to the team's practice squad on October 7, 1998, and was signed to the 53-man roster of October 14 ... Played in nine games with the Dolphins in '98, all in a reserve role ... Dressed but did not play in two other contests ... Was officially listed on the club's roster as a quarterback ... Saw action at quarterback for one snap in three different games, all in short-yardage situations ... Rushed for six yards on two carries ... Also contributed three

tackles on special teams . . . Appeared in one of two playoff games following the 1998 season and did not post any stats . . . Was allocated to Amsterdam of the NFL Europe League for the spring of 1999 as a wide receiver . . . Caught eight passes for 145 yards and a touchdown, and returned three kickoffs for 19.0-yard average in four games before sustaining an injury to his left foot . . . Underwent surgery on June 30, 1999 for stabilization to correct an on-going instability in his left foot . . . The surgery was performed by Dr. Larry Lemak at HealthSouth Alabama Sports Medical Center in Birmingham . . . Was waived/failed physical by the Dolphins on July 28, 1999 . . . Was re-signed by the club on February 16, 2000 . . . Attended the training camp of the New York Jets as a rookie free agent in 1997 . . . Was waived by the Jets on August 18, 1997 . . . Played with Amsterdam of NFL Europe in the spring of 1998, and in four games caught eight passes for 135 yards and two touchdowns . . . Went to camp with New England in 1998 and was waived by the Patriots on August 19 . . . In four seasons at Iowa State (1993-96), completed 244 of 443 passes for 3,158 yards with 21 touchdowns and 17 interceptions . . . Also rushed for 1,045 yards and 14 touchdowns on 364 attempts, placing him third on the school's all-time rushing list among quarterbacks . . . Majored in marketing . . . Attended Millard North High School in Omaha, Nebraska . . . Was the first Omaha metro quarterback to rush for more than 1,000 yards . . . Earned all-state, all-conference and all-division honors . . . Also lettered in basketball and baseball, and received all-state accolades as a second baseman . . . Born March 28, 1975, in Sioux City, Iowa.

CB-TRENT GAMBLE (5-9, 195, 7/24/77, Wyoming): Signed with the Dolphins as an undrafted rookie free agent on April 25, 2000 . . . Was a four-year letterman (1996-99) at Wyoming . . . Played in 46 games with 14 starts in his four seasons . . . Concluded his career with 143 tackles, six interceptions and 12 pass breakups . . . Became a full-time starter for his senior season when he opened all 11 contests at cornerback after playing both free and strong safety over his first three years . . . Was a first-team All-Mountain Conference selection in 1999 . . . Recorded 60 tackles, three interceptions, five pass breakups and one sack . . . Played in Hula Bowl . . . Holds B.S. in finance and has almost completed his work towards a master's degree . . . Single, resides in Parker, Colo . . . Was an all-state choice at defensive back as a senior at Ponderosa High School in Parker . . . Also performed as a running back and punter, while also returning kickoffs . . . Scored 19 touchdowns and tallied more than 3,000 all-purpose yards as a senior . . . Also excelled in track, winning the state pentathlon title as senior, while also placing second in the long jump . . . Was a National Honor Society member and a National Merit Scholarship semifinalist as a senior . . . Enjoys skiing, golfing and fishing . . . Lists "Braveheart" and "Rounders" as favorite movies, "Seinfeld" as favorite television show, Big Head Todd as favorite recording artists, John Elway and Dennis Smith as favorite athletes and the Denver Broncos as favorite team growing up . . . Full name is Trent Ashford Gamble, born July 24, 1977, in Denver, Colo.

DT-DAMIAN GREGORY (6-2, 315, 1/21/77, Illinois St.): Signed with the Dolphins as an undrafted rookie free agent on April 27, 2000 . . . Played each of his first three collegiate seasons (1996-98) at Indiana before transferring to Illinois State for his senior season of 1999 . . . As a senior, recorded 55 tackles, six stops for loss, four sacks, three forced fumbles and a fumble recovery . . . In his three seasons with the Hoosiers, appeared in 31 games with 22 starts . . . Recorded 125 tackles, including 25 for loss, 9.5 sacks and an interception . . . Redshirted in 1995 . . . Majored in general studies . . . Single, splits residence between Lansing, Mich. and Miami . . . Was an all-conference choice and honorable mention all-state selection as a senior at Sexton High School in Lansing . . . Also lettered in basketball . . . Spent time tutoring youth in Lansing . . . Lists "Coming to America" as favorite movie, "The Sopranos" as favorite television show, "Young Boys, Inc." and any Donald Goines novel as favorite books, Notorious B.I.G. and Tupac as favorite recording artists, Magic Johnson as favorite athlete and the Los Angeles Lakers and Chicago Bulls as favorite sports teams growing up . . . Full name is Damian K. Gregory, born January 21, 1977, in Ann Arbor, Mich.

P-CHRIS HANSON (6-1, 217, 10/25/76, Marshall): Went to camp with Cleveland as an undrafted rookie free agent in 1999 . . . Was waived by the Browns prior to the regular season and subsequently signed with Green Bay . . . Appeared in the regular season opener with the Packers, vs. Oakland 9/12, and punted four times for a 39.3-yard average with a long of 44 . . . Was waived by Green Bay on September 14 and spent a stint on the team's practice squad . . . Signed by the Dolphins to the practice squad on December 29 and was released on December 31 . . . Was re-signed by Miami on February 8 . . . Was allocated to the NFL Europe League this past spring, where he played with the Barcelona Dragons . . . Was an All-NFL Europe League selection . . . Punted 50 times for a 42.8-yard average with 16 inside-the-20, two touchdowns and a long of 69 . . . Sustained a torn anterior cruciate ligament in his right knee in the Dragons final game on June 17 . . . Underwent reconstructive surgery to repair the ACL on June 28, 2000 . . . Surgery was performed by Dr. Larry Lemak in Birmingham, Ala . . .

Was a four-year letterman (1995-98) at Marshall where he put together a career average of 39.9 on 228 punts, including a long of 70 . . . Had his best season as a sophomore when he amassed a 44.5 average on 52 punts with a long of 70 . . . Majored in business management . . . Attended East Coweta (Ga.) High School . . . Born October 25, 1976 in Riverdale, Ga.

LB-TOMMY HENDRICKS (6-2, 231, 10/23/78, Michigan): Signed with the Dolphins as an undrafted rookie free agent on April 25, 2000 . . . Was a four-year letterman (1996-99) as a safety at Michigan, but is projected to play linebacker with the Dolphins . . . In his collegiate career, appeared in a total of 48 games with 37 starts, including starts in all 37 contests over his final three seasons . . . Concluded his career with 227 total tackles, including 15 for loss, three interceptions and two sacks . . . Played both free and strong safety in his career . . . Was a first-team All-Big Ten selection as a senior when he finished third on the team with 74 tackles, including seven for loss, one sack and one interception . . . Was a second-team all-conference choice as a junior when he registered 79 tackles, four stops for loss and one sack . . . Came up with a career-high two interceptions as a sophomore in 1997 . . . Majored in general studies . . . Single, resides in Houston . . . Prepped at Eisenhower High School in Houston for his final two years after spending one year at Scarborough High School . . . Was a two-time All-Greater Houston selection and one of the top safeties in the nation coming out of high school . . . Served as team captain his senior year . . . Also lettered in track, baseball and basketball . . . In track, performed in the high jump and long jump . . . Father, Tom, played linebacker at Michigan from 1954-55 . . . Hobbies include computers and listening to music . . . Lists "Carlito's Way" as favorite movie, "Change of Heart" as favorite television show, "Maximize the Moment" by T.D. Jakes as favorite book, "Scarface" as favorite recording artist, and Shaquille O'Neal as favorite athlete . . . Full name is Thomas Emmett Hendricks III, born October 23, 1978 in Houston, Texas.

G-STEVE HERNDON (6-4, 305, 5/25/77, Georgia): Signed with the Dolphins as an undrafted rookie free agent on April 25, 2000 . . . Was a four-year letterman (1996-99) at Georgia where he started at left guard each of his final two seasons . . . Opened all 22 contests in which he appeared in his final two years, and ended his collegiate career with a streak of 24 consecutive starts . . . Was a third-team All-America choice and a first-team All-SEC selection his senior season when he graded out at 90.3-percent for blocking consistency . . . Redshirted as a freshman in 1995 . . . Holds B.S. in business education . . . Was a member of the SEC's Academic Honor Roll each of his final two years . . . Was named to the GTE/CoSIDA Academic All-District team his junior year, when he also received the Teka and John Adams Endowed Scholarship, and earned the Texaco/Havoline Scholar-Athlete Award at the Peach Bowl . . . Single, resides in LaGrange, Ga . . . Was an all-state performer as a senior at Troup County High School in LaGrange . . . Was selected to play in the Florida-Georgia High School All-Star Classic . . . Also lettered in wrestling . . . Enjoys fishing . . . Has worked with Habitat for Humanity . . . Lists "Rounders" as favorite movie, "SportsCenter" as favorite television show, "Harry Potter" as favorite book, Bubba Sparxxx as favorite recording artist, and Shaquille O'Neal as favorite athlete . . . Full name is Steven Marshall Herndon, born May 25, 1977, in LaGrange, Ga.

TE-TERRANCE HUSTON (6-4, 255, Butte College): Signed with the Dolphins as an undrafted rookie free agent on May 12, 2000 after attending the team's April 28-30 minicamp on a tryout basis . . . Played at Butte College in Oroville, Calif. in 1999 . . . Caught 42 passes for 629 yards and eight touchdowns that year . . . Attended Foothill High School in Bakersfield, Calif . . . Is the half-brother of Dolphins defensive lineman Jermaine Haley . . . Born August 24, 1976.

FB-FRANK LEATHERWOOD (6-2, 259, 8/15/77, Appalachian State): Originally signed with the Dolphins as an undrafted rookie free agent on April 22, 1999 . . . Was waived on August 31 and signed to the practice squad on September 8, where he spent the entire '99 season. Was re-signed by the club on February 8 . . . Played with Amsterdam of the NFL Europe League this past spring during which time he caught 23 passes for 251 yards and one touchdown . . . Was fourth on the team in receptions and third in receiving yardage . . . Caught 83 passes for 1,036 yards and 15 touchdowns in his four-year collegiate career during which time he played tight end . . . Was a first-team All-Southern Conference selection his junior and senior seasons . . . Caught 28 passes for 364 yards and one touchdown as a senior in 1998 . . . Amassed 36 receptions for 436 yards and five touchdowns in his junior campaign . . . Majored in industrial technology . . . Was a two-year letterman in football at Pisgah High School in Clyde, N.C . . . Also earned three letters in baseball . . . Garnered all-conference honors in football as both a junior and senior . . . Rushed for 1,150 yards from his fullback spot during his senior season . . . Was a three-time all-conference performer in baseball . . . Has participated in events benefiting the Cystic Fibrosis Foundation . . . Lists "Armageddon" as his favorite movie and Garth Brooks as his favorite recording artist . . . Full name is Frank Eugene Leatherwood, born August 15, 1977, in Clyde, N.C.

TE- CARLOS NUÑO (6-4, 260, 10/2/75, Brigham Young): Signed with the Dolphins as an undrafted rookie free agent on April 25, 2000 . . . Started his collegiate career as a defensive end before making the switch to tight end for his junior year . . . Played the 1994 season at

Modesto (Calif.) Junior College before serving a church mission in Missouri each of the next two years ... Played 1997-99 for BYU ... Over his final two seasons, appeared in a total of 19 games, including eight starts ... Totaled 24 receptions for 342 yards and three touchdowns ... Started all six contests in which he played as a senior and caught 11 passes for 135 yards and one touchdown ... Missed part of the season with a left knee sprain ... Majored in history ... Married to Natasha (5/10/00), couple resides in Modesto, Calif. and Fort Lauderdale, Fla ... Lettered four times in football and once in basketball at Modesto High School ... Enjoys weightlifting and outdoor activities ... Did a two-year mission for church in St. Louis, Mo ... Lists "Friends" as favorite television show, Ronnie Lott as favorite athlete and the San Francisco 49ers as favorite sports team growing up ... Full name is Carlos Ainulfo Nuno, born October 2, 1975, in San Jose, Calif.

DE-ADEWALE OGUNLEYE (6-4, 278, 8/9/77, Indiana): Signed with the Dolphins as an undrafted rookie free agent on April 25, 2000 ... Was a four-year letterman and starter (1996-99) at Indiana, during which time he played in 39 games, starting 37 of them ... Finished with 167 total tackles, including 64 for loss, 34 sacks for 247 yards in losses and three fumble recoveries ... Sack total ranks fifth on the Big Ten all-time sack chart ... Started nine of the 11 games in which he played as a redshirt freshman in 1996 and tallied 47 tackles, including team-high figures of 15 stops for loss and 8.5 sacks ... Was a first-team All-Big Ten selection as a sophomore when he started all 11 contests and recorded 42 tackles, and career-high totals of 21 stops for loss and ten sacks ... Notched a career-high four sacks against Ohio State ... Was a second-team All-Conference pick as a junior when he started all 11 games and registered 56 tackles, including 17 for loss, and eight sacks ... Started each of the first six games of his senior season before sustaining a torn anterior cruciate ligament in his left knee in the sixth game of the season, on October 9 against Northwestern ... Prior to the injury, had tallied 22 tackles, including 11 for loss, and 7.5 sacks on the year ... Earned B.A. in English, was enrolled in postgraduate work during the 1999 season ... Single, resides in Staten Island, N.Y. ... Was an all-city selection as a senior at Tottenville High School in Staten Island ... Was a high school teammate of Green Bay Packers offensive lineman Joe Andruzzi ... Paternal grandfather is the governor of Nigeria ... Enjoys reading, listening to music and playing chess ... Has done work with the Muscular Dystrophy Association and Read Across America ... Lists "The Matrix" as favorite movie, "Cosby" as favorite television show, "Wu-Tang" as favorite recording artists and Jerry Rice as favorite athlete ... Full name is Adewale Ogunleye, born August 9, 1977, in Brooklyn, N.Y.

T-O'LESTER POPE (6-5, 325, 8/24/75, Southern Mississippi): Originally signed with the Dolphins as an undrafted rookie free agent on April 22, 1999 ... Was waived on August 31 and signed to the practice squad on September 7, where he spent the entire '99 season ... Was re-signed by the club on February 8 ... Played with Barcelona of the NFL Europe League this past spring and started all ten games at right tackle for the Dragons ... Started 32 of the 44 games in which he played during his collegiate career ... Opened all 11 contests at tackle as a senior in 1998 ... After beginning his junior year as a reserve, started the final four contests ... Opened all 11 matchups as a sophomore ... Started six games as a freshman in 1995 ... Redshirted in 1994 ... Majored in coaching and sports administration ... Prepped at Utica (Miss.) High School, where he was an all-district selection and second-team all-state choice as a senior ... Was a three-year starter in high school ... Was a three-time champion in the shot put and led his team to four consecutive track and field titles ... Lists "Cops" as his favorite television show, "A Time to Kill" as his favorite book and R. Kelly as his favorite recording artist ... Full name is O'Lester Pope, born August 24, 1975 in Jackson, Miss.

FB-TEDDY SALTERS (6-1, 255, 5/10/76, South Carolina): Signed with the Dolphins as an undrafted rookie free agent on May 12, 2000 after attending the team's April 28-30 minicamp on a tryout basis ... Played his junior and senior seasons (1998-99) at the University of South Carolina after transferring from Butler County Community College in El Dorado, Kansas, where he lettered in both football and basketball ... Played defensive end his junior year at South Carolina before being moved to fullback for his senior season ... In seven games in 1999, rushed for 17 yards on six attempts and caught two passes for 15 yards ... Majored in mass communications ... Attended Dutch Fork High School in Columbia, S.C. ... Born May 10, 1976.

WR-DAMON SAVAGE (5-10, 185, 2/1/76, Tulsa): Signed with the Dolphins as an undrafted rookie free agent on May 5, 2000 after attending the team's April 28-30 minicamp on a tryout basis ... Was a four-year letterman (1996-99) at Tulsa during which time he appeared in 42 games and caught 212 passes for 2,952 yards and 16 touchdowns ... His reception total is second on the school's all-time list, trailing only former Dolphin Howard Twilley, who amassed 261 catches from 1963-65 ... Yardage figure is third all-time ... Had his most productive year as a sophomore in 1997 when he caught 66 passes for 1,084 yards and six touchdowns and was a first-team All-Western Athletic Conference selection ... Was a second-team all-conference choice his senior season when he tallied 67 receptions for 752

yards and four scores . . . Lettered in both football and soccer at Holland Hall High School in Tulsa, Okla . . . Born February 1, 1976, in Cleveland, Ohio.

LB-KYLE SHIPLEY (6-1, 230, 11/19/76, Texas Tech): Signed with the Dolphins as an undrafted rookie free agent on April 25, 2000 . . . Was a four-year letterman (1996-99) at Texas Tech during which time he appeared in a total of 44 games . . . Finished his career with 275 total tackles, including 14 for loss, 2.5 sacks and an interception . . . Was an honorable mention All-Big 12 pick as a senior when he was second on the club with 98 tackles, including three for loss . . . Also was team captain in '99 in a vote of his teammates . . . Was an honorable mention All-Big 12 choice as a junior in 1998 as well when he led the team with 112 tackles, including five for loss, one sack and one interception . . . Also was a member of the school's baseball team . . . Graduated with a degree in finance, was taking classes towards his MBA during the 1999 season . . . Was an All-Big 12 Academic first-team selection his junior and senior seasons . . . Was an honorable mention pick as a sophomore . . . Single, resides in Arlington, Texas . . . Prepped at Arlington (Texas) Martin High School . . . Was an all-district tight end and linebacker his senior season . . . Also lettered as a shortstop on the baseball team . . . Put together a 4.0 grade point average in high school . . . Was a high school baseball teammate of the Oakland A's outfielder Ben Grievie and Montreal Expos pitcher Matt Blank . . . Lists "Casino" as favorite movie, "Seinfeld" as favorite television show, The Dave Matthews Band as favorite group and the Texas Rangers as favorite sports team growing up . . . Full name is Kyle Matthew Shipley, born November 19, 1976, in Arlington, Texas.

S-KELVIN SIGLER (6-0, 200, 6/20/76, Alabama): Went to camp with Tennessee as an undrafted rookie free agent in 1999 . . . Was waived on September 3 . . . Signed with the Dolphins as a free agent on February 16, 2000 . . . Was a four-year letterman (1995-98) and two-year starter at strong safety at Alabama . . . Finished his career with 179 tackles and six interceptions . . . Attended Shaw High School in Mobile, Ala., where he was a first-team all-state selection as both a junior and senior . . . Born June 20, 1976.

LB-JEFF SNEDEGAR (6-2, 230, 6/11/77, Kentucky): Signed with the Dolphins as an undrafted rookie free agent on April 25, 2000 . . . Was a four-year letterman (1996-99) at Kentucky, including the final three as a starter . . . First enrolled as a quarterback before being moved to linebacker . . . Played in 43 games during his career and tallied 286 tackles, including 25 for loss, 11 sacks and four interceptions . . . Led the team in tackles in two of his final three seasons . . . Recorded a club and career-high 97 stops as a sophomore in 1997 when he amassed a career-best ten stops for loss and came up with a pair of interceptions . . . Was second on the squad the following year with 63 tackles, although he missed one game due to a shoulder injury . . . As a senior, started the season-opener at middle linebacker before being moved to the outside spot for the remainder of the year . . . Notched a team-high 84 tackles, including five for loss, a career-high four sacks and two interceptions . . . Was named to the Coaches' All-SEC first-team . . . As a redshirt freshman in 1996, registered 42 tackles on defense and was named the team's Outstanding Special Teams Player . . . Majored in agricultural economics . . . Single, resides in Salesville, Ohio and Miami . . . Was an all-state selection as a quarterback his senior year at Buckeye Trail High School in Salesville . . . Also played linebacker . . . Was a four-year starter in basketball as well, and was an all-district performer in that sport . . . Enjoys fishing, hunting and raising horses . . . Full name is Robert Jeffrey Snedegar, born June 11, 1977, in Columbus, Ohio.

WR-QUINTON SPOTWOOD (5-11, 190, 12/13/77, Syracuse): Signed with the Dolphins as an undrafted rookie free agent on April 25, 2000 . . . Was a four-year letterman (1996-99) for the Orangemen during which time he appeared in 39 games with 22 starts and caught 105 passes for 1,653 yards and 15 touchdowns . . . Also returned 68 punts for an 11.1-yard average and four touchdowns . . . Started ten of the 11 games in which he played as a senior . . . Caught 32 passes for 380 yards and three touchdowns, and fielded 23 punts for a 9.9-yard average . . . Played in the East-West Shrine Game . . . Was a preseason All-America choice by several publications heading into his junior year . . . Played in each of the first five games and caught 15 passes for 150 yards before sustaining a season-ending knee injury against Cincinnati . . . Had an outstanding sophomore season when he started eight of the 12 games in which he played . . . Had 41 receptions for 797 yards and eight scores, while also returning 31 punts for a 14.9-yard average, including four for touchdowns . . . Four punt returns for touchdowns tied an NCAA record . . . Had a 94-yard touchdown catch against East Carolina, the second-longest reception in school history . . . Was named the Big East Conference Special Teams Player of the Year . . . Played in all 11 games as a true freshman in 1996 and caught 17 passes for 326 yards and four touchdowns . . . Also was an All-Big East selection as both a receiver and returner . . . Holds B.S. in child and family studies . . . Single, resides in Clark, N.J. . . . Was a Parade All-America selection as a senior at Elizabeth (N.J.) High School . . . Also was the captain of the basketball team and also lettered in track and baseball . . . Enjoys writing in his free time . . . Has served as a mentor to inner-city children . . . Lists "JFK" as favorite movie, "Martin" as favorite television

show, "Tuesdays with Morrie" as favorite book, Chris Wallace as favorite recording artist, Jerry Rice as favorite athlete and the San Francisco 49ers as favorite team growing up ... Full name is Quinton Shar Spotwood, born December 13, 1977, in Newark, N.J.

S-ORLONDO STEINAUER (5-10, 190, 6/9/73, Western Washington): Originally went to camp with Detroit as an undrafted rookie free agent in 1996 and was waived prior to the regular season ... Went on to play in the Canadian League, where he spent each of the past four seasons, including the last three with the Hamilton Tiger-Cats ... Signed with the Dolphins as a free agent on February 23, 2000 ... In his three seasons with Hamilton (1997-99), started all 51 games in which he played at cornerback ... Totaled 163 tackles and 18 interceptions for 468 yards in returns, including three touchdowns, during that time ... Also returned 40 punts for a 6.7-yard averaged and six kickoffs for a 16.2-yard norm ... Tied for first in the CFL in interceptions in 1997 with seven, and tied for second in the league the following year with eight ... Helped lead the team to the Grey Cup championship in 1999 ... Was a four-year letterman (1992-95) at Western Washington, where he recorded 20 interceptions in his career ... Was a first-team All-NAIA selection as a senior when he came up with eight interceptions ... Lettered in football, basketball and baseball at Lynnwood High School in Seattle ... Born June 9, 1973 in Seattle, Wash.

FB-PETER SYLVESTER (5-10, 250, 11/6/76, Drake): Signed with the Dolphins as an undrafted rookie free agent on April 27, 2000 ... Played his final two collegiate seasons (1998-99) at Drake after transferring from Illinois ... In his two years at Drake, rushed for 955 yards and 17 touchdowns on 165 attempts ... Ran for 488 yards and six TDs on 95 carries his senior season ... Was a second-team All-Pioneer League pick as a junior in 1998 when he amassed 467 yards rushing and 11 touchdowns on 70 attempts ... Majored in rhetoric ... Single, resides in Glenview, Ill ... Prepped at Loyola Academy in Wilmette, Ill ... Lettered in football, lacrosse and track, where he performed in the shot put ... Enjoys fishing and weightlifting ... Lists "The Sopranos" as favorite television show and Bo Jackson as favorite athlete ... Full name is Peter W. Sylvester, born November 6, 1976, in Chicago, Ill.

K-JAY TAYLOR (6-1, 195, 10/3/76, West Virginia): Signed with the Dolphins as an undrafted rookie free agent on April 25, 2000 ... Lettered four years at West Virginia (1996-99) during which time he connected on 53 of 72 field goals (73.6-percent) and 151 of 155 PATs for 310 points ... Field goal and point totals both are second-most on the school's career chart ... Had 15 field goals of 40 yards or longer in his four seasons ... Also punted 51 times for a 40.0-yard average with a long of 63 in his career ... Had his most productive year as a sophomore in 1997 when he hit on 15 of 18 field goals, all 43 of his PATs, and compiled 88 points ... Was a second-team All-Big East choice ... Also had a career-long 52-yard field goal that year against Pittsburgh ... In addition to his kicking responsibilities, handled the punting duties his junior year and hit 49 punts for a 40.1-yard average ... As a senior, converted 13 of 15 field goals and 33 of 34 PATs and was a second-team all-conference pick ... Majored in communications ... Single, resides in Hershey, Pa ... Was an all-conference kicker at Hershey (Pa.) High School ... Also excelled in both soccer and tennis ... Has done work with the Special Olympics ... Lists "Happy Gilmore" as favorite movie, "Ari\$\$\$" as favorite television show, Magic Johnson as favorite athlete and the Pittsburgh Steelers as favorite team growing up ... Is a scratch golfer ... Full name is Jay S. Taylor, born October 23, 1976, in Hershey, Pa.

WR-COREY THOMAS (5-11, 169, 6/6/75, Duke): Signed with the Dolphins as a free agent on February 16, 2000 ... Was allocated to NFL Europe this past spring, where he played with the Frankfurt Galaxy ... Was third on the team and 13th in the league with 35 receptions for 535 yards and four touchdowns ... Originally went to camp with Detroit as an undrafted rookie free agent in 1998 ... After being waived prior to the regular season, was signed to the Lions' practice squad where he spent a majority of the year ... Was activated for the season finale and saw action in a reserve role ... Was waived by Detroit on September 5, 1999 and signed to their practice squad where he spent the entire '99 season ... Was a four-year letterman at Duke during which time he played in 45 games with 42 starts ... Finished his career with 165 receptions for 2,297 yards and 25 touchdowns ... All three figures rank among the top three in school annals ... Had the best season of his career as a senior when he caught 45 passes for 707 yards and seven touchdowns ... During his senior season, caught 16 passes for 276 yards and a school record four touchdowns in a come-from-behind victory over Georgia Tech ... Was an honorable mention All-ACC pick and a finalist for the Fred Biletnikoff Award following his sophomore season of 1995 when he hauled in 45 passes for 505 yards and six touchdowns ... Also was a member of the school's track squad, and was a member of the 1994 4x100 meter relay team which finished fifth in the ACC Championships ... Was a two-time all-state and all-conference selection at Beddingfield (N.C.) High School, where he caught 92 passes for 1,637 yards and 21 touchdowns in his career ... Was a team captain in football, basketball and track during his senior year ... Born June 6, 1975.

LB-SCOTT ZIMMERMAN (6-0, 235, 4/29/77, Northern Colorado): Signed with the

Dolphins as an undrafted rookie free agent on April 25, 2000 . . . Was a four-year letterman (1996-99) and starter at Northern Colorado . . . Started all 44 games in which he played during his career and finished third on the school's all-time tackle chart with 370 total stops . . . Also recorded 41 tackles for loss, ten sacks, five interceptions, four fumble recoveries and eight pass breakups . . . Was an All-North Central Conference first-team choice each of his final three seasons . . . Had 70 tackles, including a career-high 12 for loss, as a redshirt freshman in 1996 . . . Posted 95 tackles, including eight for loss, a career-high four sacks and two interceptions as a sophomore . . . Had 99 tackles, including nine for loss, two sacks and two interceptions in his junior campaign . . . Registered a career-high 106 total tackles, including 12 for loss, with one sack and one interception his senior season . . . Played in the Blue-Gray Game . . . Holds B.A. in speech communications . . . Single, resides in Westminster, Colo . . . Lettered three times in football at Standley Lake High School in Westminster . . . Also lettered in baseball and wrestling . . . Earned All-America and All-State honors as a wrestler as he won the 1995 state 172-pound class title . . . Enjoys hunting, fishing and watersports . . . Spoke and volunteered for church youth groups and elementary schools, Read Across America and the United Way . . . Lists "Braveheart" as favorite movie, "Friends" as favorite television show, The Bible as favorite book, Chris LeCoux and Faith Hill as favorite recording artists, Dick Butkus as favorite athlete and the Denver Broncos as favorite sports team growing up . . . Full name is Scott Andrew Zimmerman, born April 29, 1977, in Denver, Colorado.

HOW MIAMI WAS BUILT

YEAR	DRAFT (19)	FREE AGENTS/ WAIVERS (23)	TRADES (2)
1990	T Richmond Webb (1)		
1993	WR O.J. McDuffie (1)		
1994	DT Tim Bowens (1)		
	C Tim Ruddy (2b)		
1995		S Calvin Jackson (FA)	DE Trace Armstrong (T-Chicago)
1996	DT Daryl Gardener (1)	C/G John Bock (FA)	
	LB Zach Thomas (5c)	LB Larry Izzo (FA)	
		WR Lamar Thomas (FA)	
		CB Jerry Wilson (FA)	
1997	CB Sam Madison (2)	QB Damon Huard (FA)	
	DE Jason Taylor (3a)	K Olindo Mare (FA)	
	LB Derrick Rodgers (3b)	T Mike Sheldon (FA)	
	G Brent Smith (3d)		
	TE Ed Perry (6d)		
1998	CB Patrick Surtain (2a)	G Mark Dixon (FA)	
	DE Kenny Mixon (2b)	WR Oronde Gadsden (FA)	
	DE Lorenzo Bromell (4)	CB Ray Hill (FA) (Wai-Buffalo)	
		WR Nate Jacquet (FA)	
		LB Robert Jones (FA)	
		S Brock Marion (UFA-Dallas)	
1999	RB J.J. Johnson (2a)	WR Robert Baker	QB Jim Druckenmiller (T-San Francisco)
	FB Rob Konrad (2b)	RB Autry Denson	
	C Grey Ruegamer (3)	RB Brian Edwards	
	DT Jermaine Haley (7a)	TE Hunter Goodwin (RFA-Minnesota)	
	T Joe Wong (7b)	CB Greg Jeffries (UFA-Detroit)	
		WR Tony Martin	
		WR Kevin McKenzie	
		DE Rich Owens (UFA-Washington)	
		DT Antoine Simpson	

MIAMI DOLPHINS 2000

NO.	NAME	POS.	HT.	WT.	BIRTH-DATE
93	Armstrong, Trace	DE	6-4	270	10/5/65
2	Baker, Robert	WR	5-11	200	3/14/76
60	Bock, John	G	6-3	295	2/11/71
95	Bowens, Tim	DT	6-4	320	2/7/73
91	Bromell, Lorenzo	DE	6-6	275	9/23/75
43	Clay, Hayward	TE	6-3	265	7/5/73
21	Denson, Autry	RB	5-10	195	12/8/76
63	Dixon, Mark	G	6-4	300	11/26/70
65	Donnalley, Kevin	G	6-5	310	6/10/68
17	Doxzon, Todd	WR	6-0	190	3/28/75
16	Druckenmiller, Jim	QB	6-5	230	9/19/72
37	Edwards, Brian	RB	6-1	220	6/6/76
87	Emanuel, Bert	WR	5-10	185	10/26/70
9	Fiedler, Jay	QB	6-2	225	12/29/71
86	Gadsden, Oronde	WR	6-2	215	8/20/71
58	Galyon, Scott	LB	6-2	242	3/23/74
92	Gardener, Daryl	DT	6-6	317	2/25/73
83	Goodwin, Hunter	TE	6-5	270	10/10/72
28	Hill, Ray	CB	6-0	192	8/7/75
69	Hills, Keno	T	6-6	305	6/13/73
11	Huard, Damon	QB	6-3	217	7/9/73
66	Irwin, Heath	G	6-4	300	6/27/73
53	Izzo, Larry	LB	5-10	228	9/26/74
38	Jackson, Calvin	S	5-9	200	10/28/72
88	Jacquet, Nate	WR	6-0	185	9/2/75
25	Jeffries, Greg	CB	5-9	195	10/16/71
32	Johnson, J.J.	RB	6-1	232	4/20/74
52	Jones, Robert	LB	6-3	245	9/27/69
70	Jones, Willie	T	6-7	365	12/17/75
44	Konrad, Rob	FB	6-3	255	11/12/76
29	Madison, Sam	CB	5-11	185	4/23/74
10	Mare, Olindo	K	5-10	195	6/6/73
31	Marion, Brock	S	5-11	200	6/11/70
80	Martin, Tony	WR	6-1	180	9/5/65
81	McDuffie, O.J.	WR	5-10	195	12/2/69
79	Mixon, Kenny	DE	6-4	285	5/31/75
96	Owens, Rich	DE	6-6	275	5/22/72
89	Perry, Ed	TE	6-4	270	9/1/74
4	Quinn, Mike	QB	6-4	215	4/15/74
59	Rodgers, Derrick	LB	6-1	230	10/14/71
61	Ruddy, Tim	C	6-3	305	4/27/72
62	Ruegamer, Grey	C	6-5	310	6/1/76
56	Russell, Twan	LB	6-1	228	4/25/74
3	Shaw, Terrance	CB	5-11	190	11/11/73
68	Sheldon, Mike	T	6-4	305	6/8/73
84	Shepherd, Leslie	WR	5-11	185	11/3/69
98	Simpson, Antoine	DT	6-2	310	12/7/76
74	Smith, Brent	T	6-5	315	11/21/73
26	Smith, Lamar	RB	5-11	229	11/29/70
23	Surtain, Patrick	CB	5-11	192	6/19/76
99	Taylor, Jason	DE	6-6	260	9/1/74
85	Thomas, Lamar	WR	6-1	175	2/12/70
34	Thomas, Thurman	RB	5-10	206	5/16/66
54	Thomas, Zach	LB	5-11	235	9/1/73
1	Turk, Matt	P	6-5	250	6/16/68
45	Walker, Brian	S	6-1	205	5/31/72
78	Webb, Richmond	T	6-6	320	1/11/67
24	Wilson, Jerry	CB	5-10	190	7/17/73
73	Wong, Joe	T	6-6	315	2/24/76

VETERANS ROSTER

NFL EXP.	COLLEGE	HOMETOWN	HOW ACQUIRED
12	Florida '89	Birmingham, AL	T, '95 (Chi)
2	Auburn '99	Gainesville, FL	FA, '99
6	Indiana State '94	Crystal Lake, IL	FA, '96
7	Mississippi '95	Okolona, MS	D1, '94
3	Clemson '98	Georgetown, SC	D4, '98
4	Texas A&M '96	Snyder, TX	FA, '00
2	Notre Dame	Davie, FL	FA, '99
3	Virginia '94	Jamestown, NC	FA, '98
10	North Carolina '91	Raleigh, NC	FA, '00
2	Iowa State '97	Omaha, NE	FA, '00
4	Virginia Tech '97	Northampton, PA	T, '99 (SF)
2	E.Tennessee St. '99	Ocala, FL	FA, '99
7	Rice '94	Langham Creek, TX	FA, '00
5	Dartmouth '94	Oceanside, NY	UFA, '00 (Jack.)
3	Winston-Salem '95	Charleston, SC	FA, '98
5	Tennessee '96	Seymour, TN	UFA, '00 (NYG)
5	Baylor '96	Lawton, OK	D1, '96
5	Texas A&M '96	Bellville, TX	RFA, '99 (Min.)
3	Michigan State '98	Detroit, MI	Wai, '98 (Buff)
5	Louisiana-Lafayette '96	Tampa, FL	FA, '00
4	Washington '96	Puyallup, WA	FA, '97
5	Colorado '96	Boulder, CO	UFA, '00 (NE)
5	Rice '96	Houston, TX	FA, '96
6	Auburn '96	Fort Lauderdale, FL	FA, '94
4	San Diego St. '97	Duarte, CA	FA, '98
8	Virginia '93	High Point, NC	UFA, '99 (Det)
2	Mississippi State '99	Mobile, AL	D2a, '99
9	East Carolina '92	Blackstone, VA	FA, '98
2	Grambling St. '99	Belle Glade, FL	FA, '00
2	Syracuse '99	Andover, MA	D2b, '99
4	Louisville '97	Monticello, FL	D2, '97
4	Syracuse '96	Cooper City, FL	FA, '97
8	Nevada '93	Bakersfield, CA	UFA, '98 (Dal)
11	Mesa '89	Miami, FL	FA, '99
8	Penn State '93	Gates Mills, OH	D1, '93
3	Louisiana State '98	Pineville, LA	D2b, '98
6	Lehigh '95	Philadelphia, PA	UFA, '99 (Wash)
4	James Madison '97	Richmond, VA	D6d, '97
4	Stephen F. Austin '97	Houston, TX	FA, '00
4	Arizona State '98	New Orleans, LA	D3b, '97
7	Notre Dame '94	Dunmore, PA	D2b, '94
2	Arizona State '99	Las Vegas, NV	D3, '99
4	Miami (Fla.) '97	Ft. Lauderdale, FL	FA, '00
6	Stephen F. Austin '95	Marshall, TX	FA, '00
3	Grand Valley State '95	Villa Park, IL	FA, '97
7	Temple '92	Forestville, MD	FA, '00
2	Houston '98	LaPorte, TX	FA '99
4	Mississippi State '97	Pontotoc, MS	D3d, '97
7	Houston '94	Ft. Wayne, IN	FA, '00
3	Southern Mississippi '98	New Orleans, LA	D2a, '98
4	Akron '97	Woodland Hills, PA	D3a, '97
8	Miami (Fla.) '93	Gainesville, FL	FA, '96
13	Oklahoma State '88	Missouri City, TX	FA, '00
5	Texas Tech '96	Pampa, TX	D5c, '96
6	Wisconsin-Whitewater '93	Greenfield, WI	T, '00 (Wash)
5	Washington State '96	Colorado Springs, CO	UFA, '00 (Sea)
11	Texas A&M '90	Dallas, TX	D1, '90
6	Southern '95	Lake Charles, LA	FA, '96
2	Brigham Young '99	Honolulu, HI	D7b, '99

MIAMI DOLPHINS 2000 ROOKIE

NO.	NAME	POS.	HT.	WT.	BIRTH-DATE
67	Adams, Ben	G	6-5	310	12/27/75
22	Alexander, Curtis	RB	6-0	212	6/11/74
77	Connor, Rameel	DE	6-3	280	6/26/77
33	Dyer, Deon	FB	5-11	255	10/2/77
27	Freeman, Arturo	S	6-0	195	10/27/76
42	Gamble, Trent	CB	5-9	195	7/24/77
97	Grant, Ernest	DT	6-5	310	5/17/76
75	Gregory, Damian	DT	6-2	315	1/21/77
94	Haley, Jermaine	DT	6-4	305	2/23/73
5	Hanson, Chris	P	6-1	217	10/25/76
30	Harris, Jeff	CB	5-11	192	7/19/77
47	Hendricks, Tommy	LB	6-2	231	10/23/78
72	Herndon, Steve	G	6-4	305	5/25/77
49	Huston, Terrance	TE	6-4	255	8/24/76
35	Kelly, Ben	CB	5-9	185	9/15/78
46	Leatherwood, Frank	FB	6-2	260	8/15/77
82	McKenzie, Kevin	WR	5-9	190	9/20/75
48	Nuño, Carlos	TE	6-4	260	10/2/75
90	Ogunleye, Adewale	DE	6-4	278	8/9/77
64	Pope, O'Lester	G	6-5	325	8/24/75
36	Salters, Teddy	FB	6-1	255	5/10/76
15	Savage, Damon	WR	5-10	185	2/1/76
55	Shipley, Kyle	LB	6-1	230	11/19/76
20	Sigler, Kelvin	S	6-0	200	6/20/76
51	Snedegar, Jeff	LB	6-2	230	6/11/77
8	Spotwood, Quinton	WR	5-11	190	12/13/77
41	Steinauer, Orlando	S	5-10	190	6/9/73
40	Sylvester, Peter	FB	5-10	250	11/6/76
6	Taylor, Jay	K	6-1	195	10/23/76
19	Thomas, Corey	WR	5-11	169	6/6/75
71	Wade, Todd	T	6-8	325	10/30/76
57	Zimmerman, Scott	LB	6-0	235	4/29/77

AND FIRST-YEAR ROSTER

NFL EXP.	COLLEGE	HOMETOWN	HOW ACQUIRED
1	Texas '99	La Mirada, CA	FA, '00
1	Alabama '98	Memphis, TN	FA, '00
R	Illinois '00	Oak Park, IL	FA, '00
R	North Carolina '00	Tidewater, VA	D4, '00
R	South Carolina '00	Orangeburg, SC	D5, '00
R	Wyoming '00	Parker, CO	FA, '00
R	Arkansas-Pine Bluff '00	Atlanta, GA	D6, '00
R	Illinois State '00	Lansing, MI	FA, '00
1	Butte College '98	Hanford, CA	D7a, '99
1	Marshall '99	East Coweta, GA	FA, '00
R	Georgia '00	Jacksonville, FL	D7, '00
R	Michigan '00	Houston, TX	FA, '00
R	Georgia '00	LaGrange, GA	FA, '00
R	Butte College '00	Bakersfield, CA	FA, '00
R	Colorado '01	Cleveland, OH	D3, '00
1	Appalachian St. '99	Clyde, N.C.	FA, '00
1	Washington State '98	Long Beach, CA	FA, '99
R	Brigham Young '00	Modesto, CA	FA, '00
R	Indiana '00	Staten Island, NY	FA, '00
1	Southern Mississippi '99	Utica, MS	FA, '00
R	South Carolina '00	Columbia, SC	FA, '00
R	Tulsa '00	Tulsa, OK	FA, '00
R	Texas Tech '00	Arlington, TX	FA, '00
1	Alabama '99	Mobile, AL	FA, '00
R	Kentucky '00	Salesville, OH	FA, '00
R	Syracuse '00	Elizabeth, NJ	FA, '00
1	Western Washington '96	Seattle, WA	FA, '00
R	Drake '00	Chicago, IL	FA, '00
R	West Virginia '00	Hershey, PA	FA, '00
1	Duke '98	Beddingfield, NC	FA, '00
R	Mississippi '00	Jackson, MS	D2, '00
R	Northern Colorado '00	Westminster, CO	FA, '00

2000 NUMERICAL ROSTER

1	Turk, Matt	P	54	Thomas, Zach	LB
2	Baker, Robert	WR	55	Shipley, Kyle	LB
3	Shaw, Terrance	CB	56	Russell, Twan	LB
4	Quinn, Mike	QB	57	Zimmerman, Scott	LB
5	Hanson, Chris	P	58	Galyon, Scott	LB
6	Taylor, Jay	K	59	Rodgers, Derrick	LB
8	Spotwood, Quinton	WR	60	Bock, John	G
9	Fiedler, Jay	QB	61	Ruddy, Tim	C
10	Mare, Olindo	K	62	Ruegamer, Grey	C
11	Huard, Damon	QB	63	Dixon, Mark	G
15	Savage, Damon	WR	64	Pope, O'Lester	G
16	Druckenmiller, Jim	WR	65	Donnalley, Kevin	G
17	Doxzon, Todd	QB	66	Irwin, Heath	G
19	Thomas, Corey	WR	67	Adams, Ben	G
20	Sigler, Kelvin	S	68	Sheldon, Mike	T
21	Denson, Autry	RB	69	Hills, Keno	T
22	Alexander, Curtis	RB	70	Jones, Willie	T
23	Surtain, Patrick	CB	71	Wade, Todd	T
24	Wilson, Jerry	CB	72	Herndon, Steve	G
25	Jeffries, Greg	CB	73	Wong, Joe	T
26	Smith, Lamar	RB	74	Smith, Brent	T
27	Freeman, Arturo	S	75	Gregory, Damian	DT
28	Hill, Ray	CB	77	Connor, Rameel	DE
29	Madison, Sam	CB	78	Webb, Richmond	T
30	Harris, Jeff	CB	79	Mixon, Kenny	DE
31	Marion, Brock	S	80	Martin, Tony	WR
32	Johnson, J.J.	RB	81	McDuffie, O.J.	WR
33	Dyer, Deon	FB	82	McKenzie, Kevin	WR
34	Thomas, Thurman	RB	83	Goodwin, Hunter	TE
35	Kelly, Ben	CB	84	Shepherd, Leslie	WR
36	Salters, Teddy	FB	85	Thomas, Lamar	WR
37	Edwards, Brian	RB	86	Gadsden, Oronde	WR
38	Jackson, Calvin	S	87	Emanuel, Bert	WR
40	Sylvester, Peter	FB	88	Jacquet, Nate	WR
41	Steinauer, Orlondo	S	89	Perry, Ed	TE
42	Gamble, Trent	CB	90	Ogunleye, Adewale	DE
43	Clay, Hayward	TE	91	Bromell, Lorenzo	DE
44	Konrad, Rob	FB	92	Gardener, Daryl	DT
45	Walker, Brian	S	93	Armstrong, Trace	DE
46	Leatherwood, Frank	FB	94	Haley, Jermaine	DT
47	Hendricks, Tommy	LB	95	Bowens, Tim	DT
48	Nuno, Carlos	TE	96	Owens, Rich	DE
49	Huñton, Terrance	TE	97	Grant, Ernest	DT
51	Snedegar, Jeff	LB	98	Simpson, Antoine	DT
52	Jones, Robert	LB	99	Taylor, Jason	DE
53	Izzo, Larry	LB			

POSITIONAL ROSTER

QUARTERBACKS (4)

16	Druckenmiller, Jim	QB
9	Fiedler, Jay	QB
11	Huard, Damon	QB
4	Quinn, Mike	QB

RUNNING BACKS (11)

22	Alexander, Curtis	RB
21	Denson, Autry	RB
33	Dyer, Deon	FB
37	Edwards, Brian	RB
32	Johnson, J.J.	RB
44	Konrad, Rob	FB
46	Leatherwood, Frank	FB
36	Salters, Teddy	FB
26	Smith, Lamar	RB
40	Sylvester, Peter	FB
34	Thomas, Thurman	RB

WIDE RECEIVERS (13)

2	Baker, Robert	WR
17	Doxzon, Todd	WR
87	Emanuel, Bert	WR
86	Gadsden, Oronde	WR
88	Jacquet, Nate	WR
80	Martin, Tony	WR
81	McDuffie, O.J.	WR
82	McKenzie, Kevin	WR
15	Savage, Damon	WR
84	Shepherd, Leslie	WR
8	Spotwood, Quinton	WR
19	Thomas, Corey	WR
85	Thomas, Lamar	WR

TIGHT ENDS (5)

43	Clay, Hayward	TE
83	Goodwin, Hunter	TE
49	Huston, Terrance	TE
48	Nuño, Carlos	TE
89	Perry, Ed	TE

OFFENSIVE LINEMEN (16)

67	Adams, Ben	G
60	Bock, John	G
63	Dixon, Mark	G
65	Donnalley, Kevin	G
72	Herndon, Steve	G
69	Hills, Ken	T
66	Irwin, Heath	G
70	Jones, Willie	T
64	Pope, O'Lester	G
61	Ruddy, Tim	C
62	Ruegamer, Grey	C
68	Sheldon, Mike	T
74	Smith, Brent	T
71	Wade, Todd	T
78	Webb, Richmond	T
73	Wong, Joe	T

KICKERS (2)

10	Mare, Olindo	K
6	Taylor, Jay	K

DEFENSIVE LINEMEN (13)

93	Armstrong, Trace	DE
95	Bowens, Tim	DT
91	Bromell, Lorenzo	DE
77	Connor, Rameel	DE
92	Gardener, Daryl	DT
97	Grant, Ernest	DT
75	Gregory, Damian	DT
94	Haley, Jermaine	DT
79	Mixon, Kenny	DE
90	Ogunleye, Adewale	DE
96	Owens, Rich	DE
98	Simpson, Antoine	DT
99	Taylor, Jason	DE

LINEBACKERS (10)

58	Galyon, Scott	LB
47	Hendricks, Tommy	LB
53	Izzo, Larry	LB
52	Jones, Robert	LB
59	Rodgers, Derrick	LB
56	Russell, Twan	LB
55	Shipley, Kyle	LB
51	Snedegar, Jeff	LB
54	Thomas, Zach	LB
57	Zimmerman, Scott	LB

DEFENSIVE BACKS (15)

27	Freeman, Arturo	S
42	Gamble, Trent	CB
30	Harris, Jeff	CB
28	Hill, Ray	CB
38	Jackson, Calvin	S
25	Jeffries, Greg	CB
35	Kelly, Ben	CB
29	Madison, Sam	CB
31	Marion, Brock	S
3	Shaw, Terrance	CB
20	Sigler, Kelvin	S
41	Steinauer, Orlando	S
23	Surtain, Patrick	CB
45	Walker, Brian	S
24	Wilson, Jerry	CB

PUNTERS (2)

5	Hanson, Chris	P
1	Turk, Matt	P

1999 DOLPHINS STATISTICS

REGULAR SEASON RESULTS (9-7)

DATE	OPPONENT	SCORE	W/L	ATTENDANCE
Sept. 13	at Denver	38-21	W	75,623
Sept. 19	ARIZONA	19-16	W	73,618
Oct. 4	BUFFALO	18-23	L	74,073
Oct. 10	at Indianapolis	34-31	W	56,810
Oct. 17	at New England	31-30	W	60,006
Oct. 24	PHILADELPHIA	16-13	W	73,975
Oct. 31	at Oakland	16-9	W	61,556
Nov. 7	TENNESSEE	17-0	W	74,109
Nov. 14	at Buffalo	3-23	L	72,810
Nov. 21	NEW ENGLAND	27-17	W	74,295
Nov. 25	at Dallas	0-20	L	64,328
Dec. 5	INDIANAPOLIS	34-37	L	74,096
Dec. 12	at New York Jets	20-28	L	78,246
Dec. 19	SAN DIEGO	12-9	W	73,765
Dec. 27	NEW YORK JETS	31-38	L	74,230
Jan. 2	at Washington	10-21	L	78,106

TEAM STATISTICS

	DOLPHINS	OPPONENTS
TOTAL FIRST DOWNS.....	287	252
By Rushing	81	79
By Passing	188	145
By Penalty	18	28
Third Down: Made/Att.	80/236	60/208
Third Down Efficiency	33.9	28.8
Fourth Down: Made/Att.	8/14	8/16
Fourth Down Efficiency	57.1	50.0
POSSESSION AVERAGE.....	31:34	28:26
TOTAL NET YARDS.....	4938	4404
Average Per Game	308.6	275.3
Total Plays.....	1071	936
Average Per Play	4.6	4.7
NET YARDS RUSHING	1453	1476
Average Per Game	90.8	92.3
Total Rushes.....	445	413
NET YARDS PASSING	3485	2928
Average Per Game	217.8	183.0
Tackled/Yards Lost.....	37/251	39/240
Gross Yards.....	3736	3168
Attempts/Completions.	589/329	484/256
Completion Percentage	55.9	52.9
Had Intercepted	21	18
PUNTS/AVERAGE.....	81/41.0	85/41.1
NET PUNTING AVERAGE	81/34.8	85/34.4
PENALTIES/YARDS	111/936	80/708
FUMBLES/BALL LOST	23/13	19/10
TOUCHDOWNS	30	35
By Rushing	8	6
By Passing	20	19
By Returns	2	10

Score By Quarters	1	2	3	4	OT	Total
DOLPHINS	50	106	58	112	0	326
OPPONENTS	73	83	75	105	0	336

RUSHING

	NO.	YDS.	AVG.	LG	TD
Johnson	164	558	3.4	34	4
Collins	131	414	3.2	25t	2
Pritchett	47	158	3.4	25	1
Huard	28	124	4.4	25	0
Denson	28	98	3.5	20	0
Abdul-Jabbar	28	95	3.4	12	1
Konrad	9	16	1.8	5	0
Jacquet	1	4	4.0	4	0
Zolak	2	-2	-1.0	-1	0
Marino	6	-6	-1.0	0	0
Martin.....	1	-6	-6.0	-6	0
DOLPHINS.....	445	1453	3.3	34	8
OPPONENTS.....	413	1476	3.6	43	6

PASSING

	ATT.	COMP.	YDS.	PCT.	TD	INT.	LG	SACK/ LOST	RATING
Marino	369	204	2448	55.3	12	17	62	9/66	67.4
Huard.....	216	125	1288	57.9	8	4	69t	28/185	79.8
Zolak	4	0	0	0.0	0	0	0	0/0	39.6
TEAM	589	329	3736	55.9	20	21	69t	37/251	71.5
OPPONENTS	484	256	3168	52.9	19	18	68t	39/240	71.0

RECEIVING

	NO.	YDS.	AVG.	LG	TD
Martin.....	67	1037	15.5	69t	5
Gadsden	48	803	16.7	62	6
McDuffie	43	516	12.0	34	2
Pritchett	43	312	7.3	30	4
Konrad	34	251	7.4	25	1
Drayton	32	299	9.3	26	1
Green.....	18	234	13.0	27	0
Johnson	15	100	6.7	17	0
Goodwin	8	55	6.9	14	0
Collins	6	32	5.3	12	0
Denson	4	28	7.0	10	0
Abdul-Jabbar	4	25	6.3	14	0
Perry	3	8	2.7	5	1
McKenzie	2	18	9.0	13	0
Jacquet	1	18	18.0	18	0
Huard.....	1	0	0.0	0	0
DOLPHINS.....	329	3736	11.4	69t	20
OPPONENTS.....	256	3168	12.4	68t	19

INTERCEPTIONS

	NO.	YDS.	AVG.	LG	TD
Madison	7	164	23.4	42	1
Buckley	3	3	1.0	18	0
Marion	2	30	15.0	28	0
Surtain	2	28	14.0	28	0
Wilson	1	13	13.0	13	0
Rodgers	1	5	5.0	5	0
Taylor	1	0	0.0	0	0
Z. Thomas	1	0	0.0	0	0
DOLPHINS.....	18	243	13.5	42	1
OPPONENTS.....	21	567	27.0	98t	7

PUNTING

	NO.	YDS.	AVG.	TB	IN 20	LG	BLK
Hutton	73	2978	40.8	3	22	63	0
Bartholomew	7	308	44.0	1	1	51	0
Mare	1	36	36.0	0	0	36	0
DOLPHINS.....	81	3322	41.0	4	23	63	0
OPPONENTS.....	85	3495	41.1	7	26	57	0

PUNT RETURNS

	RET.	FC	YDS.	AVG.	LG	TD
Jacquet	28	0	351	12.5	45	0
Buckley	8	5	13	1.6	8	0
McDuffie.....	7	8	62	8.9	21	0
Preston	1	0	6	6.0	6	0
DOLPHINS.....	44	13	432	9.8	45	0
OPPONENTS.....	42	17	424	10.1	43	0

KICKOFF RETURNS

	NO.	YDS.	AVG.	LG	TD
Marion	62	1524	24.6	93	0
Wilson	3	50	16.7	23	0
Avery	2	55	27.5	33	0
Johnson	2	26	13.0	19	0
Jacquet	1	26	26.0	26	0
McDuffie	1	17	17.0	17	0
Z. Thomas	1	15	15.0	15	0
DOLPHINS.....	72	1713	23.8	93	0
OPPONENTS.....	58	1282	22.1	97t	1

FIELD GOALS

	1-19	20-29	30-39	40-49	50+	TOTALS
Mare	1/1	9/9	17/17	9/14	3/5	39/46
DOLPHINS.....	1/1	9/9	17/17	9/14	3/5	39/46
OPPONENTS.....	0/0	6/6	10/14	12/16	3/4	31/40

SCORING

	TDR	TDP	TDRt	PAT	FG	S	2-PT	TP
Mare	0	0	0	27/27	39/46	0	0	144
Gadsden	0	6	0	0/0	0/0	0	0	36
Martin.....	0	5	0	0/0	0/0	0	0	30
Pritchett	1	4	0	0/0	0/0	0	0	30
Johnson	4	0	0	0/0	0/0	0	0	24
Collins	2	0	0	0/0	0/0	0	0	12
McDuffie	0	2	0	0/0	0/0	0	0	12
Madison	0	0	1	0/0	0/0	1	0	8
Abdul-Jabbar	1	0	0	0/0	0/0	0	0	6
Drayton	0	1	0	0/0	0/0	0	0	6
Konrad	0	1	0	0/0	0/0	0	0	6
Perry	0	1	0	0/0	0/0	0	0	6
Taylor	0	0	1	0/0	0/0	0	0	6
DOLPHINS.....	8	20	2	27/27	39/46	1	0/3	326
OPPONENTS.....	6	19	10	33/35	31/40	0	0/0	336

TWO-POINT CONVERSIONS

DOLPHINS 0-3, OPPONENTS 0-0

SACKS

Owens 8.5, Armstrong 7.5, Bromell 5.0, Gardener 5.0, Wilson 3.0, Taylor 2.5, Surtain 2.0, Bowens 1.5, Buckley 1.0, Jackson 1.0, Marion 1.0, Z. Thomas 1.0.

DOLPHINS 39.0, OPPONENTS 37.0

1999 DEFENSIVE STATISTICS

PLAYER	TOTAL TACK.	SOLO	ASST.	SACKS/ YARDS	INT./ YARDS	FUM. REC.	FUM. FOR.	PASS DEF.
Z. Thomas	167	117	50	1/10	1/0		1	12
Jones	100	75	25					2
Marion	100	66	34	1/0	2/30	1		7
Wooden	75	53	22			1		
Owens	74	51	23	8.5/61		1	2	5
Gardener	71	49	22	5/14.5		1	1	
Jackson	56	47	9	1/9			1	6
Taylor	55	32	23	2.5/19.5	1/0	2		4
Madison	52	43	9		7/164			15
Rodgers	52	29	23		1/5	1	1	3
Surtain	48	40	8	2/9	2/28			9
Bowens	45	28	17	1.5/5.5				1
Buckley	38	35	3	1/7	3/3			15
Armstrong	27	20	7	7.5/55.5			1	
Bromell	20	14	6	5/31				
Wilson	18	16	2	3/23	1/13			8
Mixon	14	9	5					
Hollier	9	7	2					
Jeffries	4	4	0				1	
Hill	1	1	0					1

NOTE: special teams and miscellaneous tackles not included above.

MISCELLANEOUS TACKLES: Gadsden (3): 1 vs. Buffalo (10/4), 2 at Dallas (11/25); Green (2): 1 vs. Indianapolis (12/5), 1 at Washington (1/2/00); Gogan (1): 1 vs. Buffalo (10/4); Johnson (1): 1 vs. Arizona (9/19); Martin (1): 1 at New York Jets (12/12); Pritchett (1): 1 vs. New York Jets (12/27); Ruddy (1): 1 at Buffalo (11/14).

MISCELLANEOUS FORCED FUMBLES: Green (1): 1 at Washington (1/2/00).

MISCELLANEOUS FUMBLE RECOVERIES: Collins (1): 1 vs. Arizona (9/19); Gogan (1): 1 vs. Buffalo (10/4); Huard (1): 1 vs. Tennessee (11/7); Johnson (1): 1 vs. New York Jets (12/27); Konrad (1): 1 at Indianapolis (10/10).

DEFENSIVE TOUCHDOWNS: Madison (1): 21-yard interception return vs. Indianapolis (12/5); Taylor (1): 4-yard fumble return at Denver (9/13).

SACKS:

Owens: 8.5 Sacks – at Den., 9/13, 1-18 yds.; at Ind., 10/10, 1-3 yds.; vs. Ten., 11/7, 1-3 yds.; vs. NE, 11/21, 1.5-12 yds.; at Dal., 11/25, 1-9 yds.; vs. Ind., 12/5, 1-10 yds.; at NYJ, 12/12, 0.5-2.5 yds.; vs. SD, 12/19, 1.5-3.5 yds.

Armstrong: 7.5 Sacks – vs. Arz., 9/19, 1-8 yds.; at Ind., 10/10, 1-7 yds.; vs. Phi., 10/24, 0.5-3.5 yds.; at Oak., 10/31, 2-17 yds.; vs. Ten., 11/7, 1-7 yds.; vs. Ind., 12/5, 1-9 yds.; vs. SD, 12/19, 1-4 yds. Bromell: 5 Sacks – at NE, 10/17, 2-12 yds.; vs. Phi., 10/24, 1.5-12.5 yds.; at Oak., 10/31, 1-5 yds.; vs. SD, 12/19, 0.5-1.5 yds.

Gardener: 5 Sacks – at Oakland, 10/31, 1-4 yds.; vs. Ten., 11/7, 0.5-0.5 yds.; vs. NE, 11/21, 0.5-0 yds.; vs. SD, 12/19, 2-9 yds.; vs. NYJ, 12/27, 1-1 yd.

Wilson: 3 Sacks – vs. Arz., 9/19, 1-10 yds.; vs. Ten., 11/7, 1-4 yds.; vs. NE, 11/21, 1-9 yds.

Taylor: 2.5 Sacks – vs. Phi., 10/24, 1-10 yds.; at Oak., 10/31, 1-7 yds.; vs. NE, 11/21, 0.5-2.5 yds.
 Surtain: 2 Sacks – at Was., 1/2/00, 2-9 yds.
 Bowens: 1.5 Sacks – vs. Ten., 11/7, 0.5-0.5 yds.; vs. NE, 11/21, 0.5-2.5 yds.; at NYJ, 12/12, 0.5-2.5 yds.
 Buckley: 1 Sack – vs. NE, 11/21, 1-7 yds.
 Jackson: 1 Sack – vs. Buf., 10/4, 1-9 yds.
 Marion: 1 Sack – vs. Phi., 10/24, 1-0 yds.
 Thomas: 1 Sack – at Den., 9/13, 1-10 yds.

INTERCEPTIONS:

Madison: 7 INTs – vs. Arz., 9/19, 2-29 yds.; vs. Ten., 11/7, 3-101 yds.; vs. NE, 11/21, 1-13 yds.; vs. Ind., 12/5, 1-21 yds., 1 TD
 Buckley: 3 INTs – at Ind., 10/10, 1-0 yds.; at Oak., 10/31, 1-(-15) yds.; vs. NE, 11/21, 1-18 yds.
 Marion: 2 INTs – vs. Arz., 9/19, 1-2 yds.; vs. NE, 11/21, 1-28 yds.
 Surtain: 2 INTs – at NE, 10/17, 1-0 yds.; vs. Ind., 12/5, 1-28 yds.
 Rodgers: 1 INT – vs. Phi., 10/24, 1-5 yds.
 Taylor: 1 INT – vs. NE, 11/21, 1-0 yds.
 Thomas: 1 INT – vs. Arz., 9/19, 1-0 yds.
 Wilson: 1 INT – vs. NE, 11/21, 1-13 yds.

1999 SPECIAL TEAMS STATISTICS

PLAYER	TOTAL TACK.	SOLO	ASST.	FUM. REC.	FUM. FOR.	BLOCKED FG/PATs	BLOCKED PUNTS
Izzo	33	22	11	1	1		
Hollier	27	18	9	1	1		
Brigance	21	14	7		1		
Wooden	17	16	1	1			
Jeffries	16	9	7				
Hill	14	11	3		1		
Surtain	10	8	2				
Wilson	10	9	1				
Jones	9	4	5				
Goodwin	8	5	3		1		
Perry	8	5	3				
Taylor	7	7	0				
Denson	5	2	3				
Jacquet	5	4	1				
Rodgers	5	3	2	1			
Mare	4	4	0				
Harris	3	1	2				
Barber	1	0	1				
Jackson	1	1	0				
Konrad	1	0	1				
Marion	1	1	0				
Bromell	0	0	0			1	

BLOCKED KICKS: Bromell (1): 1 field goal at Denver (9/13).

SPECIAL TEAMS TOUCHDOWNS: None



DOLPHIN FACT

Since the 1970 AFL-NFL merger, a total of 130 Dolphins players have been selected to appear in the AFC-NFC Pro Bowl. Over the course of those 30 seasons, 87 offensive players, 38 defensive players and five special teams players have been chosen. The only seasons since 1970 that the Dolphins did not have a player selected to the Pro Bowl were 1980 and 1997.

1999 STATISTICAL BESTS

DOLPHINS INDIVIDUAL

YARDS RUSHING	106	J.J. Johnson vs. New England, 11/21
RUSHING ATTEMPTS	31	J.J. Johnson vs. New England, 11/21
RUSHING TOUCHDOWNS	1	Karim Abdul-Jabbar at Denver, 9/13
	1	J.J. Johnson (four times)
	1	Cecil Collins (two times)
	1	Stanley Pritchett at NY Jets, 12/12
YARDS PASSING(gross)	393	Dan Marino at Indianapolis, 10/10
PASS ATTEMPTS	52	Dan Marino vs. NY Jets, 12/27
PASS COMPLETIONS	29	Dan Marino vs. NY Jets, 12/27
COMPLETION PERCENTAGE	71.4	Damon Huard vs. Philadelphia, 10/24
TOUCHDOWN PASSES	3	Dan Marino vs. Indianapolis, 12/5
	3	Dan Marino vs. NY Jets, 12/27
PASSES HAD INTERCEPTED	5	Dan Marino at Dallas, 11/25
RECEPTIONS	10	Tony Martin at Indianapolis, 10/10
	10	Rob Konrad at Washington, 1/2/00
RECEIVING YARDS	166	Tony Martin at Indianapolis, 10/10
RECEIVING TOUCHDOWNS	2	Oronde Gadsden vs. New England, 11/21
TOTAL YARDS FROM SCRIMMAGE ...	160	Tony Martin at Indianapolis, 10/10
FIELD GOALS	6	Olindo Mare at New England, 10/17
TACKLES	16	Zach Thomas at Dallas, 11/25
INTERCEPTIONS	3	Sam Madison vs. Tennessee, 10/7
SACKS	2	Lorenzo Bromell at New England, 10/17
	2	Trace Armstrong at Oakland, 10/31
	2	Daryl Gardener vs. San Diego, 12/19
	2	Patrick Surtain at Washington, 1/2/00
LONGEST RUN FROM SCRIMMAGE ..	34	J.J. Johnson vs. NY Jets, 12/27
LONGEST PASS RECEPTION	69t	Tony Martin at New England, 10/17
LONGEST INTERCEPTION RETURN ..	42	Sam Madison vs. Tennessee, 11/7
LONGEST FUMBLE RETURN	33	Daryl Gardener at Indianapolis, 10/10
LONGEST PUNT RETURN	45	Nate Jacquet at New England, 10/17
LONGEST KICKOFF RETURN	93	Brock Marion vs. Buffalo, 10/4
LONGEST PUNT	63	Tom Hutton vs. Tennessee, 11/7
MOST PUNTS	8	Tom Hutton at Buffalo, 11/14
LONGEST FIELD GOAL	54	Olindo Mare vs. Philadelphia, 10/24
LONGEST FIELD GOAL ATTEMPT	54	Olindo Mare vs. Philadelphia, 10/24
	54	Olindo Mare vs. NY Jets, 12/27

OPPONENTS INDIVIDUAL

YARDS RUSHING	130	Edgerrin James, Indianapolis, 12/5
RUSHING ATTEMPTS	31	Emmitt Smith at Dallas, 11/25
RUSHING TOUCHDOWNS	2	Edgerrin James, Indianapolis, 12/5
YARDS PASSING (gross)	274	Peyton Manning at Indianapolis, 10/10
PASS ATTEMPTS	42	Steve McNair, Tennessee, 11/7
PASS COMPLETIONS	24	Brian Griese at Denver, 9/13
COMPLETION PERCENTAGE	79.3	Peyton Manning, Indianapolis, 12/5
TOUCHDOWN PASSES	3	Brian Griese at Denver, 9/13
	3	Peyton Manning at Indianapolis, 10/10
	3	Ray Lucas, NY Jets, 12/27
PASSES HAD INTERCEPTED	5	Drew Bledsoe, New England, 11/21
RECEPTIONS	11	Keyshawn Johnson at NY Jets, 12/12
RECEIVING YARDS	144	Keyshawn Johnson at NY Jets, 12/12
RECEIVING TOUCHDOWNS	3	Ed McCaffrey at Denver, 9/13
TOTAL YARDS FROM SCRIMMAGE ...	144	Keyshawn Johnson at NY Jets, 12/12
FIELD GOALS	3	Seven players (last: John Carney, San Diego, 12/19)
TACKLES	12	Lawyer Milloy at New England, 10/17
	12	Chris Slade at New England, 10/17
	12	Victor Green at NY Jets, 12/12
	12	Shawn Barber at Washington, 1/2/00

INTERCEPTIONS.....

SACKS.....

LONGEST RUN FROM SCRIMMAGE.....

LONGEST PASS RECEPTION.....

LONGEST INTERCEPTION RETURN.....

LONGEST FUMBLE RETURN.....

LONGEST PUNT RETURN.....

LONGEST KICKOFF RETURN.....

LONGEST PUNT.....

MOST PUNTS.....

LONGEST FIELD GOAL.....

LONGEST FIELD GOAL ATTEMPT.....

2 Dexter Coakley at Dallas, 11/25

2 Deion Sanders at Dallas, 11/25

2 Mark McMillian at Washington, 1/2/00

3 Darrell Russell at Oakland, 10/31

43 Kevin Faulk, New England, 11/21

68t Shawn Jefferson, New England, 11/21

98t Marcus Coleman, NY Jets, 12/27 (Dan Marino)

59t Gabe Northern, Buffalo, 10/4

43 David Boston, Arizona, 9/19

97t Terrence Wilkins at Indianapolis, 10/10

57 Lee Johnson at New England, 10/17

9 Darren Bennett, San Diego, 12/19

53 David Akers, Philadelphia, 10/24

53 Mike Vanderjagt, Indianapolis, 12/5

53 David Akers, Philadelphia, 10/24

53 Mike Vanderjagt, Indianapolis, 12/5

DOLPHINS TEAM

TOTAL FIRST DOWNS.....

TOTAL NET YARDS.....

TOTAL OFFENSIVE PLAYS.....

NET YARDS RUSHING.....

RUSHING ATTEMPTS.....

NET YARDS PASSING.....

PASS ATTEMPTS.....

PASS COMPLETIONS.....

TIMES SACKED.....

PASSES HAD INTERCEPTED..

PUNTS.....

PENALTIES.....

YARDS PENALIZED.....

FUMBLES.....

FUMBLES LOST.....

TIME OF POSSESSION.....

HIGHS

25 vs. N.Y. Jets, 12/27
at Washington, 1/2/00

469 at Indianapolis, 10/10

86 at New England, 10/17

149 at Philadelphia, 10/24

42 at Oakland, 10/31

393 at Indianapolis, 10/10

53 at Washington, 1/2/00

29 vs. N.Y. Jets, 12/27

at Washington, 1/2/00

9 at New England, 10/17

5 at Dallas, 11/25

8 at Buffalo, 11/14

13 at New England, 10/17

106 vs. San Diego, 12/19

3 Four times (last: 12/19)

2 Five times (last: 1/2/00)

40:07 at New England, 10/17

LOWS

6 at Buffalo, 11/14

101 at Buffalo, 11/14

47 at Buffalo, 11/14

52 vs. Tennessee, 11/7

19 at Buffalo, 11/14

at N.Y. Jets, 12/12

41 at Buffalo, 11/14

21 vs. Philadelphia, 10/24

9 at Buffalo, 11/14

0 Four times (last: 12/27)

0 Six times (last: 12/19)

3 at Indianapolis, 10/10

vs. N.Y. Jets, 12/27

4 vs. NY Jets, 12/27

28 vs. NY Jets, 12/27

0 Five times (last: 12/12)

0 Eight times (last: 12/27)

21:37 at Buffalo, 11/14

OPPONENTS TEAM

TOTAL FIRST DOWNS.....

TOTAL NET YARDS.....

TOTAL OFFENSIVE PLAYS.....

NET YARDS RUSHING.....

RUSHING ATTEMPTS.....

NET YARDS PASSING.....

PASS ATTEMPTS.....

PASS COMPLETIONS.....

TIMES SACKED.....

PASSES HAD INTERCEPTED..

PUNTS.....

PENALTIES.....

YARDS PENALIZED.....

FUMBLES.....

FUMBLES LOST.....

TIME OF POSSESSION.....

HIGHS

25 at Denver, 9/13

370 Indianapolis, 12/5

69 Tennessee, 11/7

177 at Buffalo, 11/14

48 at Buffalo, 11/14

264 at Indianapolis, 10/10

42 Tennessee, 11/7

24 at Denver, 9/13

5 Three times (last: 12/19)

5 New England, 11/21

9 San Diego, 12/19

12 at Dallas, 11/25

108 at Dallas, 11/25

3 San Diego, 12/19

1 Ten times (last: 12/27)

38:23 at Buffalo, 11/14

LOWS

11 vs. Buffalo, 10/4

vs. Philadelphia, 10/24

175 Philadelphia, 10/24

49 NY Jets, 12/27

26 San Diego, 12/19

14 at New England, 10/17

82 Philadelphia, 10/24

20 at Buffalo, 11/14

at Washington, 1/2/00

9 at Oakland, 10/31

0 at Buffalo, 11/14

0 Eight times (last: 1/2/00)

2 at Indianapolis, 10/10

2 Four times (last: 12/12)

15 Arizona, 9/19

0 Three times (last: 11/14)

0 Six times (last: 1/2/00)

19:53 at New England, 10/17

IN 1999 MIAMI WAS:

3-2	when leading after the 1st quarter	4-4	in road games
5-0	when leading after the 2nd quarter	1-0	when playing in domes
7-1	when leading after the 3rd quarter	8-7	when playing outdoors
3-3	when behind after the 1st quarter	1-3	when playing on artificial turf
2-5	when behind after the 2nd quarter	8-4	when playing on natural grass
2-6	when behind after the 3rd quarter	5-4	after winning the coin toss
4-1	when Miami scores first	4-3	after losing the coin toss
5-6	when opponent scores first	4-2	when scoring 21 points or more
2-2	when tied at halftime	6-1	when yielding 20 points or less
5-3	in home games	0-0	in overtime contests

DRIVE ENGINEERING

	DRIVES	TD	FG	MFG	PUNT	BLK PUNT	FBL	INT	DWNS	SAF	HLF	END OF GAME	PTS
Dolphins	207	28	39	7	81	0	11	21	6	0	6	8	310
Opponents	195	25	31	9	85	0	7	18	6	1	6	7	267

INSIDE THE TWENTY-YARD LINE

	NO	TD	FG	MFG	INT	FMBL	DWN	GAME	HLF	PTS	TD%
Dolphins	51	21	25	0	3	0	2	0	0	220	41.2
Opponents	38	12	17	4	1	1	1	1	1	135	31.6

GOAL-TO-GO SITUATIONS

	NO	TD	FG	MFG	INT	FMBL	DWN	GAME	HLF	PTS
Dolphins	31	18	10	0	2	0	1	0	0	154
Opponents	16	9	4	0	1	1	1	0	0	75

GIVEAWAYS - TAKEAWAYS

TAKEAWAYS: 28, resulting in 5 TDs, 11 FGs, 3 MFGs, 4 PUNTS, 1 INT, 0 FUMBLES, 1 HALF, 3 GAMES, 0 DOWNS = **68 POINTS**

GIVEAWAYS: 34, resulting in 13 TDs, 7 FGs, 2 MFG, 8 PUNTS, 1 INT, 1 FUMBLE, 1 HALF, 1 GAME, 0 DOWNS = **111 POINTS**

GAME	TAKEAWAYS			GIVEAWAYS			DIFF	W/L
	FMBL	INT	TOT	FMBL	INT	TOT		
9/13 at Denver	1	0	(1)	0	0	(0)	+1	W
9/19 ARIZONA	0	4	(4)	2	2	(4)	0	W
10/4 BUFFALO	1	0	(1)	1	2	(3)	-2	L
10/10 at Indianapolis	1	1	(2)	0	0	(0)	+2	W
10/17 at New England	1	1	(2)	0	2	(2)	0	W
10/24 PHILADELPHIA	1	1	(2)	1	1	(2)	0	W
10/31 at Oakland	1	1	(2)	0	0	(0)	+2	W
11/7 TENNESSEE	0	3	(3)	1	0	(1)	+2	W
11/14 at Buffalo	0	0	(0)	0	1	(1)	-1	L
11/21 NEW ENGLAND	0	5	(5)	2	0	(2)	+3	W
11/25 at Dallas	1	0	(1)	0	5	(5)	-4	L
12/5 INDIANAPOLIS	0	2	(2)	2	1	(3)	-1	L
12/12 at New York Jets	1	0	(1)	0	2	(2)	-1	L
12/19 SAN DIEGO	1	0	(1)	2	0	(2)	-1	W
12/27 NEW YORK JETS	1	0	(1)	0	3	(3)	-2	L
1/2 at Washington	0	0	(0)	2	2	(4)	-4	L
TOTALS	10	18	(28)	13	21	(34)	-6	9-7

BLOCKS

	FGs	PATs	PUNTS	TOTAL
By Dolphins	1	0	0	1
By Opponents	0	0	0	0

THIRD DOWN EFFICIENCY

	3rd DOWN AND										
	1	2	3	4	5	6	7	8	9	10+	TOTAL
Miami	14-25	6-15	5-13	7-16	8-18	5-25	6-17	7-24	4-10	18-73	80-236
Opp.	6-14	7-13	5-11	9-14	5-12	7-22	9-18	3-14	5-14	4-76	60-208

DOLPHINS LONG PLAYS

PASSING (25-yards and more)

69t	D. Huard to T. Martin, at New England (10/17)
62	D. Marino to O. Gadsden, at Indianapolis (10/10)
55	D. Marino to O. Gadsden, vs. San Diego (12/19)
48	D. Marino to O. Gadsden, at Indianapolis (10/10)
43t	D. Huard to T. Martin, vs. Tennessee (11/7)
40	D. Marino to T. Martin, at Denver (9/13)
40	D. Marino to T. Martin, at Indianapolis (10/10)
36	D. Marino to O. Gadsden, vs. Buffalo (10/4)
36	D. Huard to O. Gadsden, at Oakland (10/31)
34	D. Huard O.J. McDuffie, at Oakland (10/31)
34	D. Marino to O.J. McDuffie, vs. Arizona (9/19)
33t	D. Marino to T. Martin, vs. Indianapolis (12/5)
32t	D. Marino to T. Martin, vs. NY Jets (12/27)
30	D. Marino to T. Martin, vs. NY Jets (12/27)
30	D. Marino to S. Pritchett, vs. NY Jets (12/27)
30	D. Marino to O. Gadsden, vs. NY Jets (12/27)
29	D. Huard to O. Gadsden, vs. Tennessee (11/7)
28	D. Marino to O.J. McDuffie, at Denver (9/13)
28	D. Marino to O.J. McDuffie, vs. Arizona (9/19)
28t	D. Marino to T. Martin, at Indianapolis (10/10)
28	D. Huard to O. Gadsden, at Oakland (10/31)
27	D. Marino to Y. Green, at Dallas (11/25)
27	D. Marino to T. Martin, at Dallas (11/25)
27	D. Huard to S. Pritchett, at Dallas (11/25)
26	D. Huard to T. Drayton, vs. Philadelphia (10/24)
26	D. Marino to Y. Green, vs. Indianapolis (12/5)
26	D. Marino to O. Gadsden, at Washington (1/2/00)
25	D. Marino to T. Martin, at Denver (9/13)
25	D. Marino to R. Konrad, vs. Buffalo (10/4)
25	D. Marino to O. Gadsden, at NY Jets (12/12)

RUSHING (15-yards and more)

34	J.J. Johnson vs. NY Jets (12/27)
25t	C. Collins at Indianapolis (10/10)
25	D. Huard at New England (10/17)
25	S. Pritchett at NY Jets (12/12)
20	A. Denson at Washington (1/2/00)
19	J.J. Johnson at Oakland (10/31)
18t	J.J. Johnson vs. Philadelphia (10/24)
17	J.J. Johnson at Buffalo (11/14)
17	D. Huard at Washington (1/2/00)
16	C. Collins vs. Arizona (9/19)
15	C. Collins at Oakland (10/31)
15	J.J. Johnson vs. NY Jets (12/27)

OPPONENTS LONG PLAYS

PASSING (25-yards and more)

68t	D. Bledsoe to S. Jefferson, New England (11/21)
65t	T. Aikman to R. Ismail, at Dallas (11/25)
61t	B. Griese to E. McCaffrey, at Denver (9/13)
56t	R. Lucas to D. Ward, NY Jets (12/27)
53t	D. Flutie to E. Moulds, at Buffalo (11/14)
51	T. Aikman to R. Ismail, at Dallas (11/25)
50t	R. Lucas to W. Chrebet, NY Jets (12/27)
43	P. Manning to T. Wilkins, at Indianapolis (10/10)
40	D. Flutie to E. Moulds, Buffalo (10/4)
40	D. Bledsoe to V. Brisby, at New England (10/17)
40	S. McNair to C. Sanders, Tennessee (11/7)
36	P. Manning to M. Harrison, Indianapolis (12/5)
34	D. Flutie to J. Riemersma, at Buffalo (11/14)
33t	P. Manning to M. Harrison, at Indianapolis (10/10)
32	P. Manning to M. Harrison, at Indianapolis (10/10)
32t	P. Manning to M. Pollard, at Indianapolis (10/10)
32	R. Gannon to T. Brown, at Oakland (10/31)
30	D. Pederson to C. Johnson, Philadelphia (10/24)
30	R. Gannon to T. Brown, at Oakland (10/31)
30t	R. Peete to I. Fryar, at Washington (1/2/00)
29t	D. Bledsoe to T. Simmons, at New England (10/17)

RUSHING (15-yards and more)

43	K. Faulk, New England (11/21)
41t	E. James, Indianapolis (12/5)
37	J. Thrash at Washington (1/2/00)
28	E. Smith at Dallas (11/25)
24	A. Smith at Buffalo (11/14)
21	D. Loville at Denver (9/13)
21	E. James at Indianapolis (10/10)
21	E. George, Tennessee (11/7)
20	A. Smith, Buffalo (10/4)
19	E. James, Indianapolis (12/5)
18	L. Warren at New England (10/17)
18	E. James, Indianapolis (12/5)
17	D. Flutie, Buffalo (10/4)
16	E. George, Tennessee (11/7)
15	D. Pederson, Philadelphia (10/24)
15	N. Kaufman at Oakland (10/31)
15	E. George, Tennessee (11/7)
15	C. Martin, NY Jets (12/27)

- 29 R. Peete to B. Mitchell, at Washington (1/2/00)
 28 P. Manning to T. Wilkins, at Indianapolis (10/10)
 27 R. Lucas to K. Johnson, at NY Jets (12/12)
 26 J. Plummer to R. Moore, Arizona (9/19)
 26 M. Pittman to F. Sanders, Arizona (9/19)
 26 P. Manning to Marvin Harrison, at Indianapolis (10/10)
 26 P. Manning to Ken Dilger, Indianapolis (12/5)
 26t R. Lucas to Keyshawn Johnson, at NY Jets (12/12)
 26 J. Harbaugh to Reggie Davis, San Diego (12/19)

DOLPHINS BIG GAMES

100-YARD RUSHERS

- 106 J.J. Johnson, vs. NE (11/21)

100-YARD RECEIVERS

- 166 T. Martin, at Ind. (10/10)
 123 O. Gadsden, at Ind. (10/10)
 118 T. Martin, at NE (10/17)
 114 O. Gadsden, at Was. (1/2/00)
 109 T. Martin, vs. Ind. (12/5)
 103 O. Gadsden, vs. Ind. (12/5)
 102 T. Martin, vs. NYJ (12/27)
 101 T. Martin, at Den. (9/13)

300-YARD PASSERS

- 393 D. Marino, at Ind. (10/10)
 322 D. Marino, vs. NYJ (12/27)
 313 D. Marino, vs. Ind. (12/5)

OPPONENTS BIG GAMES

100-YARD RUSHERS

- 130 E. James, Ind. (12/5)
 126 A. Smith, at Buf. (11/14)
 103 E. Smith, at Dal. (11/25)

100-YARD RECEIVERS

- 144 K. Johnson, at NYJ (12/12)
 125 R. Ismail, at Dal. (11/25)
 125 M. Harrison, Ind. (12/5)
 113 T. Brown, at Oak. (10/31)
 105 E. McCaffrey, at Den. (9/13)

300-YARD PASSERS

None

PRONUNCIATION GUIDE

Lorenzo Bromell
 Rameel Connor
 Oronde Gadsden
 Scott Galyon
 Damon Huard
 Larry Izzo
 Olindo Mare
 Adewale Ogunleye
 Grey Ruegamer
 Patrick Surtain

—
 —
 —
 —
 —
 —
 —
 —
 —
 —

bro-MELL
 rah-MEAL
 o-RON-day
 rhymes with Stallion
 HUE-urd
 IS-o
 o-LIND-o, MAR-ray
 add-uh-wallay, oh-goon-lay-eh
 RUE-guh-mer
 sir-TANE



DOLPHIN FACT

In regular season action, the Dolphins were 8-4 in 1999 on natural grass (5-3 at home and 3-1 on the road) and 1-3 on artificial turf (all on the road). Since 1980 (regular season games only), the Dolphins are 141-68-1 (.674) on grass — 108-46-1 (.700) at home and 33-22 (.600) on the road. On turf over the

same period of time, the Dolphins are 48-54 (.471).

Twelve of Miami's 16 games in 2000 will be played on natural grass. The Dolphins' only games on artificial turf are on September 10 at Minnesota, November 5 at Detroit, November 26 at Indianapolis and December 3 at Buffalo.

1999 TEAM RANKINGS

AMERICAN FOOTBALL CONFERENCE

	OFFENSE			DEFENSE		
	TOTAL	RUSH	PASS	TOTAL	RUSH	PASS
Baltimore	13	10	13	2	1	5
Buffalo	4	5	10	*1	3	*1
Cincinnati	8	4	12	15	9	16
Cleveland	16	16	16	16	16	8
Denver	7	8	7	5	12	7
Indianapolis	1	11	1	11	11	12
Jacksonville	3	*1	4	3	4	2
Kansas City	5	3	11	10	7	10
MIAMI	10	12	5T	4	5	4
New England	9	13	2	6	13	6
N.Y. Jets	14	7	15	13	10	14
Oakland	2	2	3	7	8	9
Pittsburgh	11	6	14	8	15	3
San Diego	15	15	9	9	2	13
Seattle	12	14	8	14	14	11
Tennessee	6	9	5T	12	6	15

NATIONAL FOOTBALL CONFERENCE

	OFFENSE			DEFENSE		
	TOTAL	RUSH	PASS	TOTAL	RUSH	PASS
Arizona	14	14	13	9	15	3
Atlanta	12	15	9	5	14	2
Carolina	4	9	2	11	11	10
Chicago	5	12	3	14	10	13
Dallas	8	3	12	3	3	4
Detroit	11	13	8	6	4	12
Green Bay	6	10	6	7	9	7
Minnesota	3	5	4	12	6	14
New Orleans	10	8	11	8	8	9
N.Y. Giants	9	11	7	4	5	5
Philadelphia	15	7	15	10	13	6
St. Louis	*1	2	*1	2	*1	8
San Francisco	7	1	10	13	7	15
Tampa Bay	13	6	14	1	2	*1
Washington	2	4	5	15	12	11

NATIONAL FOOTBALL LEAGUE

	OFFENSE			DEFENSE		
	TOTAL	RUSH	PASS	TOTAL	RUSH	PASS
Arizona	29	29	27	22	30	10
Atlanta	27	30	17	16	29	9
Baltimore	24	16	25	2	2	6
Buffalo	11	8	20T	*1	4	*1
Carolina	6	20	2	26	24	23
Chicago	8	26	3	29	23	29
Cincinnati	15	6T	23	25	16	28
Cleveland	31	31	29	31	31	11
Dallas	16	6T	24	9	6T	13
Denver	14	12	15	7	19	8
Detroit	21	28	9	18	9	27
Green Bay	9	21	7	19	22	18
Indianapolis	4	19	4	15	18	19
Jacksonville	7	*1	12	4	6T	3
Kansas City	12	4	22	14	11	16
MIAMI	20	22	13T	5	8	5
Minnesota	3	14	5	27	14	30
New England	18	23	10	8	21	7
New Orleans	19	18	20T	20	20	21
N.Y. Giants	17	24	8	13	13	14
N.Y. Jets	25	11	28	21	17	24
Oakland	5	3	11	10	12	12
Philadelphia	30	17	31	24	28	15
Pittsburgh	22	10	26	11	26	4
St. Louis	*1	5	*1	6	*1	20
San Diego	26	27	18	12	3	22
San Francisco	10	2	19	28	15	31
Seattle	23	25	16	23	25	17
Tampa Bay	28	15	30	3	5	2
Tennessee	13	13	13T	17	10	25
Washington	2	9	6	30	27	26

(* = NFL leader

T = Tied for position)

GAME-BY-GAME OFFENSE

1999 MIAMI DOLPHINS OFFENSIVE STATISTICS

		1st DOWNS		3rd DOWNS		TOTAL OFFENSE		RUSHING		PASSING							PEN.		SCORING					TIME OF POSSESSION		FUM.-NO./LOST							
		TOTAL	RUSH	PASS	PENALTY	ATT.	CONV.	NET YARDS	PLAYS	AVG.	YARDS	ATT.	AVG.	NET YARDS	SACKS	YDS. LOST	GROSS YDS.	ATT.	COMP.	INT.	NO.	LOST	POINTS	TD RUSH	TD PASS	TD RETURN	PAT/ATT.	FG/ATT.					
9/13	at Denver	38-21	22	7	13	2	8	3	326	56	5.8	111	33	3.4	215	0	0	215	23	15	0	8	60	38	2	2	1	5/5	1/1	28:49	1-0		
9/19	ARIZONA	19-16	14	4	10	0	14	4	304	66	4.6	83	31	2.7	221	0	0	221	35	21	2	9	81	19	0	1	0	1/1	4/5	31:52	3-2		
10/4	BUFFALO	18-23	18	5	11	2	14	1	292	70	4.2	59	24	2.5	233	2	18	251	44	22	2	7	50	18	0	1	0	0/0	4/4	32:00	3-1		
10/10	at Indianapolis	34-31	19	2	17	0	14	5	469	66	7.1	76	28	2.7	393	0	0	393	38	25	0	6	62	34	1	2	0	2/2	4/4	34:07	2-0		
10/17	at New England	31-30	22	9	12	1	21	9	317	86	3.7	122	32	3.8	195	9	53	248	45	25	2	13	99	31	0	2	0	1/1	6/6	40:07	0-0		
10/24	PHILADELPHIA	16-13	15	8	6	1	15	7	283	61	4.6	149	39	3.8	134	1	8	142	21	15	1	7	54	16	1	0	0	1/1	3/3	36:05	1-1		
10/31	at Oakland	16-9	19	10	9	0	17	4	325	79	4.1	141	42	3.4	184	5	37	221	32	16	0	7	48	16	1	0	0	1/1	3/4	37:29	0-0		
11/7	TENNESSEE	17-0	14	1	12	1	15	7	237	56	4.2	52	27	1.9	185	4	25	210	25	15	0	5	40	17	0	2	0	2/2	1/2	28:02	3-1		
11/14	at Buffalo	3-23	6	2	3	1	13	2	101	47	2.1	60	19	3.2	41	3	24	65	25	9	1	5	41	3	0	0	0/0	1/1	21:37	0-0			
11/21	NEW ENGLAND	27-17	19	8	10	1	17	8	227	72	3.2	117	36	3.3	110	2	19	129	34	18	0	5	30	27	1	2	0	3/3	2/2	32:18	2-2		
11/25	at Dallas	0-20	16	2	10	4	15	4	275	63	4.4	69	20	3.5	206	2	16	222	41	19	5	5	42	0	0	0	0/0	0/3	25:21	0-0			
12/5	INDIANAPOLIS	34-37	22	3	16	3	13	6	368	62	5.9	69	22	3.1	299	2	14	313	38	24	1	7	64	34	0	3	1	4/4	2/2	28:28	2-2		
12/12	at N.Y. Jets	20-28	20	5	15	0	13	4	319	68	4.7	73	19	3.8	246	2	17	263	47	25	2	6	43	20	1	1	0	2/2	2/2	28:08	0-0		
12/19	SAN DIEGO	12-9	11	1	10	0	13	2	284	61	4.7	53	23	2.3	231	2	10	241	36	22	0	11	106	12	0	0	0	0/0	4/4	30:41	3-2		
12/27	N.Y. JETS	31-38	25	6	18	1	15	6	422	76	5.6	100	24	4.2	322	0	0	322	52	29	3	4	28	31	1	3	0	4/4	1/2	35:28	1-0		
1/2	at Washington	10-21	25	8	16	1	19	8	389	82	4.7	119	26	4.6	270	3	10	280	53	29	2	6	88	10	0	1	0	1/1	1/1	34:28	2-2		
1/9	at Seattle#	20-17	18	7	10	1	16	6	299	68	4.4	108	37	2.9	191	1	5	196	30	17	0	6	67	20	1	1	0	2/2	2/2	34:48	0-0		
1/15	at Jacksonville#	7-62	10	0	6	4	14	2	131	64	2.0	23	19	1.2	110	5	31	141	41	16	2	9	88	7	0	1	0	1/1	0/0	24:37	6-5		

- playoff games

GAME-BY-GAME DEFENSE

1999 MIAMI DOLPHINS DEFENSIVE STATISTICS

		TOTAL										PASSING										PEN.		SCORING					TIME OF POSSESSION		FUM.-NO./LOST			
		1st DOWNS					3rd DOWNS					OFFENSE					RUSHING					PENDING					SCORING					TIME OF POSSESSION		
		TOTAL	RUSH	PASS	PENALTY	ATT.	CONV.	NET YARDS	PLAYS	AVG.	YARDS	ATT.	AVG.	NET YARDS	SACKS	YDS. LOST	GROSS YDS.	ATT.	COMP.	INT.	NO.	LOST	POINTS	TD RUSH	TD PASS	TD RETURN	PAT/ATT.	FG/ATT.	TIME OF POSSESSION					
9/13	at Denver	38-21	25	5	17	3	13	6	355	68	5.2	113	26	4.3	242	2	28	270	40	24	0	4	30	21	0	3	0	3/3	0/2	31:11	2-1			
9/19	ARIZONA	19-16	13	3	5	5	13	3	184	58	3.2	64	28	2.3	120	2	18	138	28	12	4	2	15	16	0	0	1	1/1	3/4	28:08	0-0			
10/4	BUFFALO	18-23	11	4	6	1	13	3	250	53	4.7	73	27	2.7	177	1	9	186	25	12	0	8	74	23	0	1	2/2	3/3	28:00	1-1				
10/10	at Indianapolis	34-31	18	5	11	2	8	3	332	50	6.6	68	24	2.8	264	2	10	274	24	17	1	4	30	31	0	3	1	4/4	1/1	25:53	2-1			
10/17	at New England	31-30	14	1	10	3	11	2	259	52	5.0	46	14	3.3	213	2	12	225	36	17	1	6	45	30	0	1	2	3/3	3/3	19:53	1-1			
10/24	PHILADELPHIA	16-13	11	5	6	0	12	2	175	51	3.4	93	22	4.2	82	4	26	108	25	13	1	3	19	13	0	0	1	1/1	2/3	23:55	1-1			
10/31	at Oakland	16-9	13	5	6	2	14	2	187	55	3.4	80	19	4.2	107	5	33	140	31	9	1	2	25	9	0	0	0	0/0	3/3	22:31	1-1			
11/7	TENNESSEE	17-0	14	5	9	0	17	5	293	69	4.2	103	23	4.5	190	4	15	205	42	22	3	2	19	0	0	0	0	0/0	0/1	31:58	0-0			
11/14	at Buffalo	3-23	18	8	8	2	17	7	334	68	4.9	177	48	3.7	157	0	0	157	20	10	0	11	75	23	1	1	0	2/2	3/4	38:23	0-0			
11/21	NEW ENGLAND	27-17	14	4	9	1	12	2	270	58	4.7	102	19	5.4	168	5	33	201	34	15	5	5	50	17	1	1	0	2/2	1/1	27:42	1-0			
11/25	at Dallas	0-20	15	6	8	1	3	14	324	64	5.1	101	34	3.0	223	1	9	232	29	16	0	12	108	20	0	1	1	2/2	2/2	34:39	1-1			
12/5	INDIANAPOLIS	34-37	21	6	13	2	8	2	370	56	6.6	129	25	5.2	241	2	19	260	29	23	2	7	89	37	2	1	1	4/4	3/3	31:32	1-0			
12/12	at N.Y. Jets	20-28	18	8	10	0	16	6	320	67	4.8	95	28	3.4	225	1	5	230	38	22	0	2	20	28	0	2	1	1/3	3/4	31:52	2-1			
12/19	SAN DIEGO	12-9	13	1	10	2	19	7	186	66	2.8	26	21	1.2	160	5	18	178	40	20	0	4	40	9	0	0	0	0/0	3/4	29:19	3-1			
12/27	N.Y. JETS	31-38	16	8	7	1	11	5	290	49	5.9	101	25	4.0	189	1	1	190	23	11	0	5	44	38	1	3	1	5/5	1/1	24:32	1-1			
1/2	at Washington	10-21	18	5	10	3	10	2	270	52	5.2	105	30	3.5	165	2	9	174	20	13	0	3	25	21	1	2	0	3/3	0/1	25:32	2-0			
1/9	at Seattle#	20-17	12	0	10	2	15	5	171	56	3.1	41	20	2.1	130	6	32	162	30	14	2	2	10	17	0	1	1	2/2	1/1	25:12	0-0			
1/15	at Jacksonville#	7-62	21	10	10	1	16	8	520	68	7.6	257	46	5.6	263	2	14	277	20	12	1	7	51	62	3	4	1	8/8	2/3	35:23	1-1			

- playoff games

GAME-BY-GAME RUSHING

1999 MIAMI DOLPHINS' INDIVIDUAL RUSHING STATISTICS (ATTEMPTS-YARDS GAINED-LONGEST-TOUCHDOWNS)

DATE	OPPONENT	SCORE	JOHNSON	COLLINS	PRITCHETT	HUARD	DENSON	KONRAD	MARINO
9/13	at Denver	38-21	14-45-12-1	Inactive	Inactive	0-0-0-0	Not On Roster	2-7-5-0	1-m1-m1-0
9/19	ARIZONA	19-16	3-4-2-0	15-45-16-0	Inactive	0-0-0-0	Not On Roster	3-3-2-0	1-m2-m2-0
10/4	BUFFALO	18-23	4-11-5-0	16-47-10-0	1-m1-m1-0	0-0-0-0	Not On Roster	0-0-0-0	0-0-0-0
10/10	at Indianapolis	34-31	3-6-3-0	21-76-25t-1	1-1-1-0	0-0-0-0	Not On Roster	1-0-0-0	1-m1-m1-0
10/17	at New England	31-30	2-m2-m1-0	20-59-14-0	3-8-4-0	6-54-25-0	Not On Roster	1-3-3-0	0-0-0-0
10/24	PHILADELPHIA	16-13	5-35-18t-1	26-97-11-0	2-5-3-0	6-12-11-0	Inactive	Inactive	Inactive
10/31	at Oakland	16-9	21-86-19-0	15-49-15-1	0-0-0-0	6-6-4-0	Inactive	0-0-0-0	Inactive
11/7	TENNESSEE	17-0	11-9-5-0	14-41-13-0	0-0-0-0	2-2-3-0	Inactive	0-0-0-0	Inactive
11/14	at Buffalo	3-23	12-50-17-0	4-0-3-0	0-0-0-0	2-9-5-0	Inactive	1-1-1-0	Inactive
11/21	NEW ENGLAND	27-17	31-106-14-1	Inactive	0-0-0-0	3-13-8-0	0-0-0-0	0-0-0-0	Inactive
11/25	at Dallas	0-20	19-63-13-0	Inactive	0-0-0-0	1-6-6-0	Did Not Play	0-0-0-0	0-0-0-0
12/5	INDIANAPOLIS	34-37	21-62-12-0	Inactive	1-7-7-0	0-0-0-0	0-0-0-0	0-0-0-0	0-0-0-0
12/12	at N.Y. Jets	20-28	Inactive	Inactive	17-68-25-1	0-0-0-0	2-5-3-0	0-0-0-0	0-0-0-0
12/19	SAN DIEGO	12-9	19-38-12-0	Inactive	15-38-12-0	0-0-0-0	5-13-6-0	0-0-0-0	2-m2-m1-0
12/27	N.Y. JETS	31-38	18-83-34-1	Not On Roster	5-17-9-0	0-0-0-0	0-0-0-0	0-0-0-0	1-0-0-0
1/2	at Washington	10-21	Inactive	Not On Roster	2-15-11-0	2-22-17-0	21-80-20-0	1-2-2-0	0-0-0-0
1/9	at Seattle#	20-17	27-86-18-1	Not On Roster	2-4-4-0	0-0-0-0	7-19-17-0	0-0-0-0	1-m1-m1-0
1/15	at Jacksonville#	7-62	8-9-5-0	Not On Roster	2-10-7-0	1-2-2-0	6-10-4-0	0-0-0-0	1-0-0-0

OTHERS: ABDUL-JABBAR: 16-60-12-1 at Denver (9/13); 9-33-6-0 vs. Arizona (9/19); 3-2-3-0 vs. Buffalo (10/4). **JACQUET:** 1-4-4-0 vs. San Diego (12/19). **ZOLAK:** 2-m2-m1-0 vs. New England (11/21). **MARTIN:** 1-m6-m6-0 at Indianapolis (10/10). **HUTTON:** 1-m8-m8-0 at Jacksonville # (1/15/2000).

- playoff games

GAME-BY-GAME RECEIVING

1999 MIAMI DOLPHINS' INDIVIDUAL RECEIVING STATISTICS (NUMBER-YARDS GAINED-LONGEST-TOUCHDOWNS)

DATE	OPPONENT	SCORE	MARTIN	GADSDEN	McDUFFIE	PRITCHETT	KONRAD	DRAYTON	GREEN	JOHNSON
9/13	at Denver	38-21	4-101-40-0	0-0-0-0	4-54-28-1	Inactive	3-26-121-1	2-21-11-0	1-6-6-0	0-0-0-0
9/19	ARIZONA	19-16	2-32-20-0	2-11-9-0	4-85-34-0	Inactive	2-12-7-0	5-50-14-1	1-7-7-0	1-5-5-0
10/4	BUFFALO	18-23	2-38-21-0	3-46-36-0	7-64-21-1	1-18-18-0	3-48-25-0	3-29-13-0	Inactive	1-3-3-0
10/10	at Indianapolis	34-31	10-166-40-1	4-123-62-1	4-42-15-0	2-18-13-0	4-33-15-0	1-11-11-0	Inactive	0-0-0-0
10/17	at New England	31-30	7-118-691-1	1-4-4-0	3-20-12-0	6-33-11-1	1-3-3-0	4-49-23-0	Inactive	2-16-16-0
10/24	PHILADELPHIA	16-13	3-26-15-0	1-17-17-0	4-41-16-0	1-0-0-0	Inactive	4-38-26-0	Inactive	0-0-0-0
10/31	at Oakland	16-9	3-34-13-0	3-70-36-0	2-54-34-0	3-19-9-0	1-11-11-0	0-0-0-0	Inactive	1-17-17-0
11/7	TENNESSEE	17-0	5-95-431-1	2-47-29-0	4-41-20-0	2-15-9-1	1-8-8-0	0-0-0-0	Inactive	1-4-4-0
11/14	at Buffalo	3-23	2-27-14-0	0-0-0-0	2-21-14-0	1-4-4-0	1-2-2-0	0-0-0-0	Inactive	3-11-8-0
11/21	NEW ENGLAND	27-17	4-44-13-0	4-36-15-2	1-5-5-0	2-13-10-0	2-0-2-0	4-25-10-0	Inactive	1-6-6-0
11/25	at Dallas	0-20	3-47-27-0	3-39-17-0	Inactive	5-59-27-0	2-7-6-0	2-20-11-0	3-47-27-0	1-3-3-0
12/5	INDIANAPOLIS	34-37	6-109-331-1	6-103-241-1	Inactive	3-2-11-1	0-0-0-0	1-9-9-0	5-64-26-0	3-26-14-0
12/12	at N.Y. Jets	20-28	2-12-6-0	4-57-25-1	Inactive	7-41-15-0	3-29-13-0	4-33-13-0	4-73-23-0	Inactive
12/19	SAN DIEGO	12-9	8-86-20-0	4-83-55-0	1-10-10-0	3-22-19-0	0-0-0-0	2-14-7-0	1-7-7-0	Inactive
12/27	N.Y. JETS	31-38	6-102-321-1	2-53-30-0	7-79-24-0	4-36-30-1	1-4-4-0	Inactive	2-17-10-0	1-9-9-0
1/2	at Washington	10-21	0-0-0-0	9-114-26-1	Inactive	3-32-16-0	10-68-18-0	Inactive	1-13-13-0	Inactive
1/9	at Seattle#	20-17	5-70-23-0	2-25-24-1	5-82-27-0	0-0-0-0	1-7-7-0	Inactive	Inactive	2-3-6-0
1/15	at Jacksonville#	7-62	0-0-0-0	6-62-201-1	2-19-13-0	2-17-10-0	3-30-13-0	1-2-2-0	Inactive	2-11-7-0

OTHERS: GOODWIN: 1-1-0 vs. Arizona (9/19); 1-14-14-0 vs. Philadelphia (10/24); 2-17-10-0 vs. San Diego (12/19); 3-14-7-0 vs. N.Y. Jets (12/27); 1-9-9-0 at Washington (1/2/2000); 1-6-6-0 at Seattle# (1/9/2000). COLLINS: 2-5-3-0 vs. Buffalo (10/4); 1-5-5-0 at New England (10/17); 1-6-6-0 vs. Philadelphia (10/24); 2-16-12-0 at Oakland (10/31). DENSON: 1-2-2-0 vs. San Diego (12/19); 3-26-10-0 at Washington (1/2/2000). **ABDUL-JABBAR:** 1-7-7-0 at Denver (9/13); 3-18-14-0 vs. Arizona (9/19). PERRY: 3-8-5-1 vs. N.Y. Jets (12/27); 1-3-3-0 at Seattle# (1/9/2000). **McKENZIE:** 2-18-13-0 at Washington (1/2/2000). **JACQUET:** 1-18-18-0 at N.Y. Jets (12/12). **HUARD:** 1-0-0-0 at Oakland (10/31).

- playoff games

GAME-BY-GAME PASSING

DAN MARINO

DATE	OPPONENT	ATT	COM	YDS	PCT	TD	INT	LG	SKD	YDS	RATE
9/13	at Denver	23	15	215	65.2	2	0	40	0	0	124.4
9/19	ARIZONA	35	21	221	60.0	1	2	34	0	0	64.1
10/4	BUFFALO	44	22	251	50.0	1	2	36	2	18	56.2
10/10	at Indianapolis	38	25	393	65.8	2	0	62	0	0	117.5
10/17	at New England	3	1	8	33.3	0	1	8	0	0	2.8
10/24	PHILADELPHIA	INACTIVE (THIRD QUARTERBACK)									
10/31	at Oakland	INACTIVE									
11/7	TENNESSEE	INACTIVE									
11/14	at Buffalo	INACTIVE									
11/21	NEW ENGLAND	INACTIVE									
11/25	at Dallas	36	15	178	41.7	0	5	27	1	7	17.8
12/5	INDIANAPOLIS	38	24	313	63.2	3	1	33t	2	14	104.4
12/12	at N.Y. Jets	40	19	188	47.5	0	2	25	2	17	40.4
12/19	SAN DIEGO	36	22	241	61.1	0	0	55	2	10	80.9
12/27	N.Y. JETS	52	29	322	55.8	3	3	32t	0	0	69.6
1/2	at Washington	24	11	118	45.8	0	1	26	0	0	43.4
1/9	at Seattle#	30	17	196	56.7	1	0	27	1	5	87.6
1/15	at Jacksonville#	25	11	95	44.0	1	2	20t	2	14	34.6

DAMON HUARD

DATE	OPPONENT	ATT	COM	YDS	PCT	TD	INT	LG	SKD	YDS	RATE
9/13	at Denver	0	0	0	0.0	0	0	0	0	0	
9/19	ARIZONA	0	0	0	0.0	0	0	0	0	0	
10/4	BUFFALO	0	0	0	0.0	0	0	0	0	0	
10/10	at Indianapolis	0	0	0	0.0	0	0	0	0	0	
10/17	at New England	42	24	240	57.1	2	1	69t	9	53	79.5
10/24	PHILADELPHIA	21	15	142	71.4	0	1	26	1	8	69.9
10/31	at Oakland	32	16	221	50.0	0	0	36	5	37	72.5
11/7	TENNESSEE	25	15	210	60.0	2	0	43t	4	25	113.8
11/14	at Buffalo	25	9	65	36.0	0	1	14	3	24	26.3
11/21	NEW ENGLAND	30	18	129	60.0	2	0	15	2	19	92.2
11/25	at Dallas	5	4	44	80.0	0	0	27	1	9	105.4
12/5	INDIANAPOLIS	0	0	0	0.0	0	0	0	0	0	
12/12	at N.Y. Jets	7	6	75	85.7	1	0	18	0	0	165.8
12/19	SAN DIEGO	0	0	0	0.0	0	0	0	0	0	
12/27	N.Y. JETS	0	0	0	0.0	0	0	0	0	0	
1/2	at Washington	29	18	162	62.1	1	1	19	3	10	74.2
1/9	at Seattle#	0	0	0	0.0	0	0	0	0	0	0.0
1/15	at Jacksonville#	16	5	46	31.3	0	0	15	3	17	40.6

SCOTT ZOLAK

DATE	OPPONENT	ATT	COM	YDS	PCT	TD	INT	LG	SKD	YDS	RATE
11/21	NEW ENGLAND	4	0	0	0.0	0	0	0	0	0	39.6

- playoff game

1999 GAME-BY-GAME TACKLES

NAME	vs. DEN	ARZ	BUF	IND	NE	PHI	OAK	TEN	BUF	NE	DAL	IND	NYJ	SD	NYJ	WAS	SEA	JACK
Armstrong	1	4	1	2	0	1	2	1	1	2	1	1	5	2	1	2	5	1
Bowens	0	2	1	3	2	5	4	2	7	1	0	6	3	5	1	3	4	1
Brigance	0	0	0	0	0	0	0	0	0	0	0	0	0	0	0	0	0	0
Bromell	4	0	0	0	3	4	1	2	1	1	0	1	1	2	0	IN	1	0
Buckley	2	5	1	3	0	3	4	4	1	4	5	1	1	1	3	0	0	1
Gardener	4	7	4	5	2	3	3	5	8	2	5	4	3	10	3	3	2	3
Harris	IN	IN	IN	IN	IN	IN	IN	IN	IN	IN	0	0	0	IN	IN	0	0	IN
Hill	0	0	0	0	1	0	0	0	0	0	0	0	0	0	0	0	0	0
Hollier	0	0	0	0	1	0	0	0	3	0	IN	1	1	0	1	2	0	0
Izzo	0	0	0	0	0	0	0	0	0	0	0	0	0	0	0	0	0	0
Jackson	9	3	5	1	1	8	4	2	0	6	0	5	3	4	3	2	1	5
Jeffries	0	0	0	0	0	0	0	0	0	0	0	0	0	4	0	0	0	0
Jones	7	4	3	10	7	7	6	5	5	4	11	4	7	5	6	9	2	5
Madison	1	3	3	6	4	5	0	3	3	8	2	3	6	3	2	0	4	3
Marion	7	5	5	5	3	7	6	8	9	2	9	8	8	7	6	5	7	2
Mixon	2	IN	2	IN	IN	IN	IN	1	6	0	0	0	0	2	0	1	2	1
Owens	3	2	9	5	3	6	3	4	4	6	9	6	8	4	1	1	5	3
Rodgers	5	3	1	2	4	3	0	1	7	4	7	4	6	3	0	2	2	5
Simpson	IN	0	IN	0	XX	XX	XX	IN	IN	IN	IN	IN	IN	0	IN	0	IN	IN
Surtain	3	2	4	1	5	2	0	3	0	1	3	5	7	1	2	9	5	8
Taylor	4	4	4	5	2	6	2	1	7	4	3	3	4	IN	3	3	1	2
Thomas, Z.	12	12	9	11	4	11	7	14	14	9	16	11	6	15	7	9	9	10
Underwood	IN	IN	NF	NF	NF	NF	NF	NF	NF	NF	NF	NF	NF	NR	NR	NR	NR	NR
Willson	1	3	3	0	0	0	1	3	1	2	2	0	0	1	1	0	1	2
Wooden	5	0	3	4	0	IN	0	7	14	3	8	10	5	3	4	9	5	6

LEGEND

XX = DID NOT PLAY

IR = INJURED RESERVE

NF = NON-FOOTBALL INJURY

NR = NOT ON ROSTER

PP = PHYSICALLY UNABLE TO PERFORM

= PLAYOFF GAMES

IN = INACTIVE

PS = PRACTICE SQUAD

INDIVIDUAL GAME STATUS

NAME	DN	AZ	BF	IN	NE	PH	OK	TN	BF	NE	DA	IN	NY	SD	NY	WA	SE#	JA#
Abdul-Jabbar	ST	ST	ST	IN	IN	NR	NR	NR	NR	NR	NR	NR	NR	NR	NR	NR	NR	NR
Armstrong	PL	PL	PL	PL	PL	PL	PL	PL	PL	PL	PL	PL	PL	PL	PL	PL	PL	PL
Avery	PL	IN	NR	NR	NR	NR	NR	NR	NR	NR	NR	NR	NR	NR	NR	NR	NR	NR
Barber	PS	PS	PS	PS	PS	PL	IN	IN	IN	IN	IR	IR	IR	IR	IR	IR	IR	IR
Bartholomew	PL	PL	IR	IR	IR	IR	IR	IR	IR	IR	IR	IR	IR	IR	IR	IR	IR	IR
Bock	PL	PL	PL	PL	PL	PL	PL	IR	IR	IR	IR	IR	IR	IR	IR	IR	IR	IR
Bowens	ST	ST	ST	ST	ST	ST	ST	ST	ST	ST	ST	ST	ST	ST	ST	ST	ST	ST
Brigance	PL	PL	PL	PL	PL	PL	PL	PL	PL	PL	PL	PL	PL	PL	PL	PL	PL	PL
Bromell	PL	PL	PL	PL	PL	PL	PL	PL	PL	PL	PL	PL	PL	PL	PL	PL	PL	PL
Brown	ST	ST	ST	ST	ST	ST	ST	ST	ST	ST	ST	IN	ST	PL	ST	ST	ST	ST
Buckley	ST	ST	ST	ST	PL	ST	ST	ST	ST	ST	ST	PL	PL	PL	ST	PL	PL	PL
Collins	IN	PL	PL	ST	ST	ST	ST	ST	ST	IN	IN	IN	IN	IN	NR	NR	NR	NR
Denson	NR	NR	NR	NR	NR	IN	IN	IN	IN	PL	XX	PL	PL	PL	PL	ST	PL	PL
Dixon	ST	ST	IN	IN	IN	IN	ST	ST	ST	ST	ST	ST	ST	ST	ST	ST	ST	ST
Donnalley	PL	ST	ST	ST	PL	ST	PL	ST	PL	ST	PL	ST	PL	ST	PL	ST	PL	ST
Drayton	ST	ST	ST	PL	ST	ST	ST	ST	ST	ST	ST	ST	ST	ST	IN	IN	IN	PL
Druckemiller	IN	IN	IN	IN	IN	XX	XX	IN	IN	IN	IN	IN	IN	IN	IN	IN	IN	IN
Edwards	NR	NR	NR	NR	NR	NR	NR	NR	NR	NR	NR	IN	IN	IN	IN	IN	IN	IN
Gadsden	PL	PL	PL	ST	PL	PL	PL	PL	PL	PL	ST	ST	ST	ST	ST	ST	ST	ST
Gardener	PL	ST	ST	ST	ST	ST	ST	PL	ST	ST	ST	ST	ST	ST	ST	PL	ST	ST
Gogan	ST	PL	ST	ST	ST	ST	PL	ST	PL	ST	PL	PL	ST	PL	ST	PL	ST	PL
Goodwin	ST	PL	PL	PL	ST	ST	PL	PL	PL	IN	PL	PL	PL	PL	ST	ST	PL	PL
Green	PL	PL	IN	IN	IN	IN	IN	IN	IN	IN	PL	PL	PL	PL	PL	ST	IN	IN
Harris	IN	IN	IN	IN	IN	IN	IN	IN	IN	IN	PL	PL	PL	IN	IN	PL	PL	IN
Hill	PL	PL	PL	PL	PL	PL	PL	PL	PL	PL	PL	PL	PL	PL	PL	PL	PL	PL
Hollier	PL	PL	PL	PL	PL	PL	PL	PL	PL	IN	IN	PL	PL	PL	PL	PL	PL	PL
Huard	PL	PL	PL	PL	PL	ST	ST	ST	ST	PL	PL	PL	PL	PL	PL	PL	PL	PL
Hutton	NR	NR	PL	PL	PL	PL	PL	PL	PL	PL	PL	PL	PL	PL	PL	PL	PL	PL
Izzo	PL	PL	PL	PL	PL	PL	PL	PL	PL	PL	PL	PL	PL	PL	PL	PL	PL	PL
Jackson	ST	ST	ST	ST	ST	ST	ST	ST	PL	ST	PL	ST	PL	PL	PL	PL	PL	PL
Jacquet	NR	NR	NR	PL	PL	PL	PL	PL	PL	PL	PL	PL	PL	PL	PL	PL	PL	PL
Jeffries	PL	PL	PL	PL	PL	PL	PL	PL	PL	PL	PL	PL	PL	PL	PL	PL	PL	PL
Johnson	PL	PL	PL	PL	PL	PL	PL	PL	PL	ST	ST	ST	IN	IN	ST	IN	PL	ST
Jones	ST	ST	ST	ST	ST	ST	ST	ST	ST	ST	ST	ST	ST	ST	PL	ST	ST	ST
Konrad	ST	ST	ST	ST	ST	IN	PL	ST	ST	ST	PL	ST	ST	PL	PL	PL	ST	PL
Madison	ST	ST	ST	ST	ST	ST	ST	ST	ST	ST	ST	ST	ST	ST	ST	ST	ST	ST
Mare	PL	PL	PL	PL	PL	PL	PL	PL	PL	PL	PL	PL	PL	PL	PL	PL	PL	PL
Marino	ST	ST	ST	ST	ST	IN	IN	IN	IN	IN	PL	ST	ST	ST	ST	ST	ST	ST
Marion	ST	ST	ST	ST	ST	ST	ST	ST	ST	ST	ST	ST	ST	ST	ST	ST	ST	ST
Martin	PL	ST	ST	ST	PL	PL	ST	ST	ST	ST	ST	ST	ST	ST	ST	ST	ST	ST
McDuffie	ST	ST	ST	ST	ST	ST	ST	ST	ST	PL	IN	IN	IN	ST	PL	IN	ST	ST
McKenzie	PS	PS	PS	PS	PS	PS	PS	PS	PS	PS	PS	PS	PS	PS	PS	PS	IN	IN
Mixon	ST	IN	ST	IN	IN	IN	IN	PL	PL	PL	PL	PL	PL	PL	PL	PL	PL	PL
Owens	PL	ST	PL	ST	ST	ST	ST	ST	ST	ST	ST	ST	ST	ST	ST	ST	ST	ST
Perry	PL	PL	PL	PL	PL	PL	PL	PL	PL	ST	PL	PL	PL	PL	PL	PL	PL	PL
Preston	NR	NR	NR	NR	NR	PL	NR	NR	NR	NR	NR	NR	NR	NR	NR	NR	NR	NR
Pritchett	IN	IN	PL	PL	PL	ST	ST	PL	PL	PL	ST	ST	ST	ST	ST	PL	ST	ST
Rodgers	ST	ST	ST	ST	ST	ST	ST	ST	ST	ST	ST	ST	ST	ST	ST	PL	ST	ST
Ruddy	ST	ST	ST	ST	ST	ST	ST	ST	ST	ST	ST	ST	ST	ST	ST	ST	ST	ST
Ruegamer	IN	IN	IN	IN	IN	XX	IN	IN	IN	IN	IN	IN	IN	IN	IN	IN	IN	IN
Shannon	IN	IN	PL	PL	IN	PS	PS	PS	PS	PS	PS	PS	PS	PS	PS	PS	PS	PS
Sheldon	NR	NR	NR	XX	IN	NR	NR	PL	PL	PL	PL	PL	PL	PL	PL	PL	PL	PL
Simpson	IN	PL	IN	PL	XX	XX	XX	IN	IN	IN	IN	IN	IN	IN	PL	IN	PL	IN
Smith	PL	PL	PL	ST	ST	XX	XX	XX	PL	PL	PL	ST	PL	ST	PL	PL	XX	PL
Surtain	PL	PL	PL	PL	ST	PL	PL	PL	PL	PL	ST	ST	ST	ST	ST	ST	ST	ST
Taylor	ST	ST	ST	ST	ST	ST	ST	ST	ST	ST	ST	ST	ST	IN	ST	ST	ST	ST
Thomas	ST	ST	ST	ST	ST	ST	ST	ST	ST	ST	ST	ST	ST	ST	ST	ST	ST	ST
Underwood	IN	IN	NF	NF	NF	NF	NF	NF	NF	NF	NF	NF	NF	NF	NR	NR	NR	NR
Webb	ST	ST	ST	IN	PL	ST	ST	ST	ST	ST	ST	ST	ST	ST	ST	ST	ST	ST
Wilson	PL	PL	PL	PL	PL	PL	PL	PL	PL	PL	PL	PL	PL	PL	PL	PL	PL	PL
Wooden	PL	PL	PL	PL	PL	IN	PL	PL	ST	PL	ST	PL	ST	ST	ST	ST	ST	ST
Zolak	NR	NR	NR	NR	NR	NR	IN	XX	XX	PL	IN	IN	IN	IN	IN	IN	IN	IN

LEGEND

ST = STARTED

PL = PLAYED

IN = INACTIVE

= PLAYOFF GAME

XX = DID NOT PLAY

IR = INJURED RESERVE

PS = PRACTICE SQUAD

NR = NOT ON ROSTER

NF = NON-FOOTBALL INJURY

PP = PHYSICALLY

UNABLE TO PERFORM

1999 GAME-BY-

OFFENSE

GAME	WR	LT	LG	C	RG
at Denver	Goodwin-TE	Webb	Dixon	Ruddy	Gogan
Arizona	Martin	Webb	Dixon	Ruddy	Donnalley
Buffalo	Martin	Webb	Gogan	Ruddy	Donnalley
at Indianapolis	Martin	Smith	Gogan	Ruddy	Donnalley
at New England	Goodwin-TE	Smith	Dixon	Ruddy	Gogan
Philadelphia	Goodwin-TE	Webb	Gogan	Ruddy	Donnalley
at Oakland	Martin	Webb	Dixon	Ruddy	Gogan
Tennessee	Martin	Webb	Dixon	Ruddy	Donnalley
at Buffalo	Martin	Webb	Dixon	Ruddy	Gogan
New England	Martin	Webb	Dixon	Ruddy	Donnalley
at Dallas	Martin	Webb	Dixon	Ruddy	Gogan
Indianapolis	Martin	Webb	Dixon	Ruddy	Donnalley
at New York Jets	Martin	Webb	Dixon	Ruddy	Gogan
San Diego	Martin	Webb	Dixon	Ruddy	Donnalley
New York Jets	Martin	Webb	Dixon	Ruddy	Gogan
at Washington	Martin	Webb	Dixon	Ruddy	Donnalley
at Seattle#	Martin	Webb	Dixon	Ruddy	Gogan
at Jacksonville#	Martin	Webb	Dixon	Ruddy	Donnalley

DEFENSE

GAME	LE	LDT	RDT	RE	LLB
at Denver	Mixon	Bowens	Gardener	Taylor	Rodgers
Arizona	Owens	Bowens	Gardener	Taylor	Rodgers
Buffalo	Mixon	Bowens	Gardener	Taylor	Rodgers
at Indianapolis	Owens	Bowens	Gardener	Taylor	Rodgers
at New England	Owens	Bowens	Gardener	Taylor	Rodgers
Philadelphia	Owens	Bowens	Gardener	Taylor	Rodgers
at Oakland	Owens	Bowens	Gardener	Taylor	Rodgers
Tennessee	Owens	Bowens	Gardener	Taylor	Rodgers
at Buffalo	Owens	Bowens	Gardener	Taylor	Rodgers
New England	Owens	Bowens	Gardener	Taylor	Rodgers
at Dallas	Owens	Bowens	Gardener	Taylor	Rodgers
Indianapolis	Owens	Bowens	Gardener	Taylor	Rodgers
at New York Jets	Owens	Bowens	Gardener	Taylor	Rodgers
San Diego	Armstrong	Bowens	Gardener	Owens	Rodgers
New York Jets	Armstrong	Owens	Bromell	Taylor	Surtain-DB
at Washington	Owens	Bowens	Gardener	Taylor	Rodgers
at Seattle#	Owens	Bowens	Gardener	Taylor	Rodgers
at Jacksonville#	Owens	Bowens	Gardener	Taylor	Rodgers

- Playoff Games

GAMES PLAYED-STARTED-DID NOT PLAY-INACTIVE: Abdul-Jabbar 3-3-0-2, Armstrong 16-2-0-0, Avery 1-0-0-1, Barber 2-0-0-4, Bartholomew 2-0-0-0, Bock 7-0-0-0, Bowens 16-15-0-0, Brigrance 16-0-0-0, Bromell 16-0-0-0, Brown 15-14-0-1, Buckley 16-11-0-0, Collins 8-6-0-6, Denson 6-1-1-4, Dixon 13-13-0-3, Donnalley 16-9-0-0, Drayton 14-13-0-2, Druckenmiller 0-0-2-14, Edwards 0-0-0-5, Gadsden 16-7-0-0, Gardener 16-15-0-0, Gogan 16-10-0-0, Goodwin 15-5-0-1, Green 8-1-0-8, Harris 5-0-0-11, Hill 16-0-0-0, Hollier 15-0-0-1, Huard 16-5-0-0, Hutton 14-0-0-0, Izzo 16-0-0-0, Jackson 16-10-0-0, Jacquet 13-0-0-0, Jeffries 16-0-0-0, Johnson 13-4-0-3, Jones 16-15-0-0, Konrad 15-9-0-1, Madison 16-16-0-0, Mare 16-0-0-0, Marino 11-11-0-5, Marion 16-16-0-0, Martin 16-13-0-0, McDuffie 12-10-0-4, McKenzie 1-0-0-0, Mixon 11-2-0-5, Owens 16-14-0-0, Perry 16-1-0-0, Preston 1-0-0-0, Pritchett 14-7-0-2, Rodgers 16-15-0-0, Ruddy 16-16-0-0, Ruegamer 0-0-1-15, Shannon 2-0-0-3, Sheldon 9-0-1-1, Simpson 4-0-3-9, Smith 13-4-3-0, Surtain 16-6-0-0, Taylor 15-15-0-1, Thomas 16-16-0-0, Underwood 0-0-0-2, Webb 15-14-0-1, Wilson 16-1-0-0, Wooden 15-6-0-1, Zolak 1-0-2-7.

PLAYOFF GAMES PLAYED-STARTED-DID NOT PLAY-INACTIVE: Armstrong 2-0-0-0, Bowens 2-2-0-0, Brigrance 2-0-0-0, Bromell 2-0-0-0, Brown 2-0-0-0, Buckley 2-0-0-0, Denson 2-0-0-0, Dixon 2-2-0-0, Donnalley 2-1-0-0, Drayton 1-0-0-1, Druckenmiller 0-0-0-2, Edwards 0-0-0-2, Gadsden 2-2-0-0, Gardener 2-2-0-0, Gogan 2-1-0-0, Goodwin 2-0-0-0, Green 0-0-0-2, Harris 1-0-0-1, Hill 2-0-0-0, Hollier 2-0-0-0, Huard 2-0-0-0, Hutton 2-0-0-0, Izzo 2-0-0-0, Jackson 2-0-0-0, Jacquet 2-0-0-0, Jeffries 2-0-0-0, Johnson 2-1-0-0, Jones 2-2-0-0, Konrad 2-1-0-0, Madison 2-2-0-0, Mare 2-0-0-0, Marino 2-2-0-0, Marion 2-2-0-0, Martin 2-2-0-0, McDuffie 2-2-0-0, McKenzie 0-0-0-2, Mixon 2-0-0-0, Owens 2-2-0-0, Perry 2-0-0-0, Pritchett 2-2-0-0, Rodgers 2-2-0-0, Ruddy 2-2-0-0, Ruegamer 0-0-0-2, Sheldon 2-0-0-0, Simpson 0-0-0-2, Smith 1-0-1-0, Surtain 2-2-0-0, Taylor

GAME STARTERS

RT	TE	WR	QB	RB	FB
Brown	Drayton	McDuffie	Marino	Abdul-Jabbar	Konrad
Brown	Drayton	McDuffie	Marino	Abdul-Jabbar	Konrad
Brown	Drayton	McDuffie	Marino	Abdul-Jabbar	Konrad
Brown	Gadsden-WR	McDuffie	Marino	Collins	Konrad
Brown	Drayton	McDuffie	Marino	Collins	Konrad
Brown	Drayton	McDuffie	Huard	Collins	Pritchett
Brown	Drayton	McDuffie	Huard	Collins	Pritchett
Brown	Drayton	McDuffie	Huard	Collins	Konrad
Brown	Drayton	McDuffie	Huard	Collins	Konrad
Brown	Drayton	Perry -TE	Huard	Johnson	Konrad
Brown	Drayton	Gadsden	Marino	Johnson	Pritchett
Smith	Drayton	Gadsden	Marino	Johnson	Pritchett
Brown	Drayton	Gadsden	Marino	Pritchett	Konrad
Smith	Drayton	Gadsden	Marino	Pritchett	McDuffie
Brown	Goodwin	Gadsden	Marino	Johnson	Pritchett
Brown	Goodwin	Gadsden	Marino	Denson	Green-WR
Brown	McDuffie-WR	Gadsden	Marino	Konrad-FB	Pritchett
Brown	McDuffie-WR	Gadsden	Marino	Johnson	Pritchett

MLB	RLB	LCB	RCB	SS	FS
Thomas	Jones	Buckley	Madison	Jackson	Marion
Thomas	Jones	Buckley	Madison	Jackson	Marion
Thomas	Jones	Buckley	Madison	Jackson	Marion
Thomas	Jones	Buckley	Madison	Jackson	Marion
Thomas	Jones	Buckley	Madison	Jackson	Marion
Thomas	Jones	Buckley	Madison	Jackson	Marion
Thomas	Jones	Buckley	Madison	Jackson	Marion
Thomas	Jones	Buckley	Madison	Wooden	Marion
Thomas	Jones	Buckley	Madison	Jackson	Marion
Thomas	Jones	Buckley	Madison	Wooden	Marion
Thomas	Jones	Surtain	Madison	Jackson	Marion
Thomas	Jones	Surtain	Madison	Wooden	Marion
Thomas	Jones	Surtain	Madison	Wooden	Marion
Thomas	Wilson-DB	Buckley	Madison	Wooden	Marion
Thomas	Jones	Surtain	Madison	Wooden	Marion
Thomas	Jones	Surtain	Madison	Wooden	Marion
Thomas	Jones	Surtain	Madison	Wooden	Marion

2-2-0-0, Thomas 2-2-0-0, Webb 2-2-0-0, Wilson 2-0-0-0, Wooden 2-2-0-0; Zolak 0-0-0-2

INACTIVES: at **Denver:** Collins, Druckenmiller, Harris, Pritchett, Ruegamer, Shannon, Simpson, Underwood; **ARIZONA:** Avery, Druckenmiller, Harris, Mixon, Pritchett, Ruegamer, Shannon, Underwood; **BUFFALO:** Dixon, Druckenmiller, Green, Harris, Ruegamer, Simpson; **at Indianapolis:** Abdul-Jabbar, Dixon, Druckenmiller, Green, Harris, Mixon, Ruegamer, Webb; **at New England:** Abdul-Jabbar, Druckenmiller, Green, Harris, Mixon, Ruegamer; Shannon, Sheldon; **PHILADELPHIA:** Denson, Dixon, Green, Harris, Konrad, Marino, Mixon, Wooden; **at Oakland:** Barber, Denson, Green, Harris, Marino, Mixon, Ruegamer; Zolak; **TENNESSEE:** Barber, Denson, Druckenmiller, Green, Harris, Marino, Ruegamer, Simpson; **at Buffalo:** Barber, Denson, Druckenmiller, Green, Harris, Marino, Ruegamer, Simpson; **NEW ENGLAND:** Collins, Druckenmiller, Goodwin, Green, Harris, Marino, Ruegamer, Simpson; **at Dallas:** Barber, Collins, Druckenmiller, Hollier, McDuffie, Ruegamer, Simpson, Zolak; **INDIANAPOLIS:** Brown, Collins, Druckenmiller, Edwards, McDuffie, Ruegamer, Simpson, Zolak; **at NY Jets:** Collins, Druckenmiller, Edwards, Johnson, McDuffie, Ruegamer, Simpson, Zolak; **SAN DIEGO:** Collins, Druckenmiller, Edwards, Harris, Johnson, Ruegamer, Taylor, Zolak; **NY JETS:** Drayton, Druckenmiller, Edwards, Harris, Ruegamer, Simpson, Zolak; **at Washington:** Bromell, Drayton, Druckenmiller, Edwards, Johnson, McDuffie, Ruegamer, Zolak.

PLAYOFF INACTIVES: at **Seattle:** Drayton, Druckenmiller, Edwards, Green, McKenzie, Ruegamer, Simpson, Zolak; **at Jacksonville:** Druckenmiller, Edwards, Green, Harris, McKenzie, Ruegamer, Simpson, Zolak.

1999 GAME-BY-GAME SUMMARIES

GAME 1

DOLPHINS 38, BRONCOS 21
September 13, 1999

Mile High Stadium
Denver, CO

Miami notched its eighth straight win on opening day. Denver scored the first points of 1999 against the Dolphins 3:45 into the game when Ed McCaffrey got behind the Miami secondary and quarterback Brian Griese hit him in stride for a 61-yard touchdown pass. Lorenzo Bromell blocked a Jason Elam 44-yard field goal attempt 4:07 into the second quarter, and Terrell Buckley returned the loose ball 43 yards to the Broncos' 36-yard line. Miami evened the count four plays after the blocked field goal, 6:11 into the second quarter, when Karim Abdul-Jabbar scored on a one-yard run, the 34th touchdown of his career, moving him into sole possession of fifth on the team's all-time chart. Two plays earlier, Dan Marino connected with O.J. McDuffie for a 28-yard completion to the Broncos' one. The Dolphins took a seven point lead with 3:02 to play in the first half when Marino hit Rob Konrad for a completion, and the rookie went 12 yards untouched into the end zone for his first NFL touchdown. The key play was a 40-yard completion from Marino to Tony Martin to the Broncos' 25 three plays earlier. Greg Jeffries deflected a Tom Rouen punt with 1:37 remaining in the half, giving the Dolphins the ball at the Broncos' 43. That led to an Olindo Mare 37-yard field goal with one second left in the opening half. John Avery returned the opening kickoff of the second half 33 yards to the Dolphins' 35. Miami then embarked on a nine-play, 65-yard drive that used 4:58 of the clock and ended in a J.J. Johnson one-yard touchdown run, the first touchdown of his career. The key play occurred when Marino connected with Martin for a 25-yard completion, followed by a 15-yard unnecessary roughness penalty on Denver, putting the Dolphins at the Broncos' 26. Chris Watson returned the ensuing kickoff 39 yards to the Broncos' 41. That led to a 13-play, 59-yard drive that was capped by an 11-yard touchdown pass from Griese to McCaffrey on third-and-eight, with 3:42 remaining in the third quarter. The Broncos got to the Dolphins' 40 early in the fourth quarter, but Zach Thomas sacked Griese on fourth-and-one. The Dolphins re-gained their 17-point advantage 5:29 into the final frame when Marino hit O.J. McDuffie for a four-yard touchdown pass, culminating an eight-play, 50-yard drive that used 4:33 of the clock. Marino completed all four of his passes, totaling 49 yards on the march. Miami iced the triumph with 3:56 left in the contest when Rich Owens stripped the ball from Griese, and Jason Taylor picked up the loose ball and raced four yards for a touchdown. Griese and McCaffrey combined for the tandem's third touchdown of the contest on a four-yard strike with 34 seconds on the clock.

MIAMI	0	17	7	14	-	38
DENVER	7	0	7	7	-	21

TEAM	SCORE	DRIVE		QTR	CLOCK
		(Plays/Yards/Time)			
DEN	McCaffrey, 61 pass from Griese (Elam kick)	8/80/3:45	1	11:15	
MIA	Abdul-Jabbar, 1 run (Mare kick)	4/36/1:59	2	8:54	
MIA	Konrad, 12 pass from Marino (Mare kick)	7/80/3:44	2	3:02	
MIA	FG Mare 37	7/23/1:36	2	0:01	
MIA	Johnson, 1 run (Mare kick)	9/65/4:58	3	10:02	
DEN	McCaffrey, 11 pass from Griese (Elam kick)	13/59/6:20	3	3:42	
MIA	McDuffie, 4 pass from Marino (Mare kick)	8/50/4:33	4	9:31	
MIA	Taylor, 4 fumble return (Mare kick)		4	3:56	
DEN	McCaffrey, 4 pass from Griese (Elam kick)	8/80/3:22	4	0:34	

ATT. - 75,623

	MIAMI	DENVER
First Downs/Total-Rush-Pass-Penalty	22/7-13-2	25/5-17-3
Third Down Efficiency	3-8/37.5	6-13/46.2
Total Yards-Plays-Average	326-56-5.8	355-68-5.2
Rushes-Yards-Average	33-111-3.4	26-113-4.3
Net Yards Passing-Sacked-Yards Lost	215-0-0	242-2-28
Passes Attempted-Completed-Intercepted	23-15-0	40-24-0
Punts/Number-Average	4-43.5	3-38.3
Penalties/Number-Yards	8-60	4-30
Fumbles/Number-Lost	1-0	2-1
Time of Possession	28:49	31:11

INDIVIDUAL STATISTICS

RUSHING - Miami: Abdul-Jabbar 16-60, 1 TD; Johnson 14-45, 1 TD; Konrad 2-7; Marino 1-(-1).

Denver: Davis 19-61; Loville 5-48; Griese 2-4.

PASSING - Miami: Marino 23-15-0, 215 yards, 2 TDs.

Denver: Griese 40-24-0, 270 yards, 3 TDs.

RECEIVING - Miami: Martin 4-101; McDuffie 4-54, 1 TD; Konrad 3-26, 1 TD; Drayton 2-21; Abdul-Jabbar 1-7; Green 1-6.

Denver: Sharpe 7-47; McCaffrey 6-105, 3 TDs; Chamberlain 4-52; Doering 3-22; Griffith 2-21; Loville 1-15; Davis 1-8.

INTERCEPTIONS – Miami: None.

Denver: None.

SACKS – Miami: Owens 1, Z. Thomas 1.

Denver: None.

MISSED FIELD GOALS – Miami: None.

Denver: Elam 44(B), 41(WL).

GAME 2

DOLPHINS 19, CARDINALS 16

September 19, 1999

Pro Player Stadium

Miami, FL

The Dolphins won their home opener for the sixth straight time and the ninth time in the last ten seasons. In addition, Miami recorded two straight victories to open a season for the sixth consecutive occasion and seventh time in the last eight seasons. The Dolphins opened the scoring with an Olindo Mare 39-yard field goal with 5:43 to play in the first quarter, capping a nine-play, 36-yard drive that started at the Dolphins' 42. Arizona got to the Dolphins' six-yard line on their ensuing series, but Zach Thomas ended the threat when he intercepted a Jake Plummer pass in the end zone on second-and-goal. Miami then embarked on an 11-play, 47-yard drive that ended with Mare's second field goal of the game, a 51-yarder 51 seconds into the second quarter. The Cardinals responded with a 14-play, 62-yard march that culminated with a Chris Jacke 36-yard field goal. The Dolphins were penalized four times for 20 yards on the drive, while Plummer threw for 24 yards. Brock Marion fumbled the ensuing kickoff, and Dennis McKinley recovered at the Dolphins' 30, leading to a Jacke 44-yard field goal four plays afterward, knotting the score at six apiece. Two plays later, Rob Fredrickson intercepted a Dan Marino pass and rumbled 34 yards for Arizona's only touchdown of the afternoon. Miami answered with just 25 seconds remaining in the first half when Marino connected with Troy Drayton for a 10-yard touchdown pass, capping a nine-play, 71-yard drive. The key play was a two-yard run by Rob Konrad two plays prior to the score, on fourth-and-one. Marino completed four of seven passes for 57 yards on the drive, while Cecil Collins rushed for 22 yards on two carries. Arizona re-gained the lead 5:48 into the third quarter on Jacke's third field goal of the day, from 38 yards away. The score occurred four plays after Andre Wadsworth intercepted a Marino pass and returned it 23 yards to the Dolphins' 21. That lead did not last long, however, as the Dolphins tied the game once again on a 48-yard field goal by Mare on Miami's next possession, with 5:11 left in the third quarter. The drive started at the Cardinals' 42 after a 50-yard kickoff return by Brock Marion. Sam Madison intercepted a Plummer pass on the next play from scrimmage and brought it back 15 yards to the Cardinals' 22, setting up Mare's fourth field goal, from 44 yards out, four plays later to give the Dolphins a three-point advantage. The Cardinals had a chance to tie the game 3:12 into the final frame, but Jacke missed wide right on a 32-yard field goal attempt. Arizona got as far as the Miami 41 on their next series, but Madison picked off a Plummer pass and returned it 14 yards to the Dolphins' 35. After Arizona was turned away on their next possession after getting into Dolphins' territory once again, Miami got the ball back at their own 24 with 4:45 remaining in the game. They went on a 10-play, 51-yard drive that used 3:31 of the clock before Mare missed wide right on a 42-yard field goal attempt. Arizona's final comeback attempt fell short when Brock Marion intercepted a Plummer pass at the Dolphins' 35 with 15 seconds to play.

ARIZONA	0	13	3	0	–	16
MIAMI	3	10	6	0	–	19

TEAM	SCORE	DRIVE		QTR	CLOCK	
		(Plays/Yards/Time)			TIME	
MIA	FG Mare 39	9/36/5:21		1	5:53	
MIA	FG Mare 51	11/47/4:40		2	14:09	
ARIZ	FG Jacke 36	14/62/7:15		2	6:54	
ARIZ	FG Jacke 44	4/3/0:59		2	5:44	
ARIZ	Fredrickson, 34 interception return (Jacke kick)			2	5:20	
MIA	Drayton, 10 pass from Marino (Mare kick)	9/71/1:48		2	0:25	
ARIZ	FG Jacke 38	4/1/1:24		3	9:12	
MIA	FG Mare 48	7/13/4:01		3	5:11	
MIA	FG Mare 44	4/5/0:23		3	4:26	

ATT. – 73,618

	ARIZONA	MIAMI
First Downs/Total-Rush-Pass-Penalty	13/3-5-5	14/4-10-0
Third Down Efficiency	3-13/23.1	4-14/28.6
Total Yards-Plays-Average	184-58-3.2	304-66-4.6
Rushes-Yards-Average	28-64-2.3	31-83-2.7
Net Yards Passing-Sacked-Yards Lost	120-2-18	221-0-0
Passes Attempted-Completed-Intercepted	28-12-4	35-21-2
Punts/Number-Average	5-40-2	4-42-5
Penalties/Number-Yards	2-15	9-81
Fumbles/Number-Lost	0-0	3-2
Time of Possession	28:08	31:52

INDIVIDUAL STATISTICS

RUSHING – Miami: Collins 15-45; Abdul-Jabbar 9-33; Johnson 3-4; Konrad 3-3; Marino 1-(-2).

Arizona: Murrell 20-59; Plummer 2-4; Boston 1-2; Pittman 5-(-1).

PASSING – Miami: Marino 35-21-2, 221 yards, 1 TD..

Arizona: Plummer 27-11-4, 112 yards, 0 TDs; Pittman 1-1-0, 26 yards, 0 TDs.

RECEIVING – Miami: Drayton 5-50, 1 TD; McDuffie 4-85; Abdul-Jabbar 3-18; Martin 2-32; Konrad 2-12;

Gadsden 2-11; Green 1-7; Johnson 1-5; Goodwin 1-1.

Arizona: Sanders 7-76; Moore 2-48; Murrell 2-9; Boston 1-5.

INTERCEPTIONS – Miami: Madison 2-29 yards; Marion 1-2 yards; Z. Thomas 1-0 yards.

Arizona: Fredrickson 1-34 yards, 1 TD; Wadsworth 1-23 yards.

SACKS – Miami: Armstrong 1; Wilson 1.

Arizona: None.

MISSED FIELD GOALS – Miami: Mare 42(WR).

Arizona: Jacke 32(WR).

GAME 3

BILLS 23, DOLPHINS 18

October 4, 1999

Pro Player Stadium

Miami, FL

Buffalo converted three Miami turnovers into ten points en route to a 23-18 victory on Monday Night Football at Pro Player Stadium. The Bills took possession at their own 41 on their first series of the game, and got to the Dolphins' eight-yard line before Steve Christie kicked a 26-yard field goal. Miami tied the game four minutes later when Olindo Mare converted on a 30-yard field goal, five plays after Shawn Wooden recovered a Bills fumble at the Buffalo 41. On the first play following the fumble, Dan Marino connected with Rob Konrad for a 25-yard completion to the Bills' 16. Miami went ahead on their next series when Mare capped a seven-play, 35-yard drive with a 44-yard field goal with 1:57 left in the first quarter. The Bills tied the game at six 2:02 into the second stanza when Christie booted a 52-yard field goal, four plays after Doug Flutie hit Jay Riemersma for a 38-yard completion to the Dolphins' 24. Buffalo took the lead for good with 4:31 remaining in the second quarter when John Holecsek stripped the ball from Dan Marino and Gabe Northern returned the loose ball 59 yards for a touchdown. The Dolphins cut that lead to four points on the final play of the first half when Mare hit a 26-yard field goal to culminate an eight-play, 74-yard drive in which Marino completed six of seven passes totaling 79 yards, including a 36-yard strike to Oronde Gadsden which put the Dolphins at the Bills' 28. Following a scoreless third quarter, the Dolphins cut the lead to one on a Mare 26-yard field goal, 1:37 into the final frame, capping a 13-play, 65-yard drive. The Bills notched the first offensive touchdown of the game on the ensuing series when Flutie found Eric Moulds in the end zone from six yards away. Three plays later, John Holecsek intercepted a Marino pass and returned it 35 yards to the Dolphins' 19. That led to a Christie 31-yard field goal four plays later. Brock Marion returned the ensuing kickoff 93 yards to the Bills' four, setting up a nine-yard touchdown pass from Marino to O.J. McDuffie on third-and-goal with 5:13 to play in the game. The run for the two-point conversion failed. The Dolphins were stopped at their own 43 on their final possession of the contest. The Bills were able to run out the final 2:25 of the game. The win was Buffalo's first in Miami since the 1994 season.

BUFFALO	3	10	0	10	-	23
MIAMI	6	3	0	9	-	18

TEAM	SCORE	DRIVE		QTR	CLOCK
		(Plays/Yards/Time)	TIME		
BUF	FG Christie 26	6/51/3:12	1	10:46	
MIA	FG Mare 30	5/29/1:25	1	6:46	
MIA	FG Mare 44	7/35/3:34	1	1:57	
BUF	FG Christie 52	8/47/3:59	2	12:58	
BUF	Northern, 59 fumble return (Christie kick)		2	4:31	
MIA	FG Mare 26	8/74/1:41	2	0:00	
MIA	FG Mare 26	13/65/6:14	4	13:23	
BUF	Moulds, 6 pass from Flutie (Christie kick)	6/80/3:21	4	10:02	
BUF	FG Christie 31	4/6/1:27	4	6:56	
MIA	McDuffie, 9 pass from Marino (run failed)	3/4/1:43	4	5:13	

ATT. – 74,073

	BUFFALO	MIAMI
First Downs/Total-Rush-Pass-Penalty	11/4-6-1	18/5-11-2
Third Down Efficiency	3-13/23.1	1-14/7.1
Total Yards-Plays-Average	250-53-4.7	292-70-4.2
Rushes-Yards-Average	27-73-2.7	24-59-2.5
Net Yards Passing-Sacked-Yards Lost	177-1-9	233-2-18
Passes Attempted-Completed-Intercepted	25-12-0	44-22-2
Punts/Number-Average	7-37.9	5-39.2
Penalties/Number-Yards	8-74	7-50
Fumbles/Number-Lost	1-1	3-1
Time of Possession	28:00	32:00

INDIVIDUAL STATISTICS

RUSHING – Miami: Collins 16-47; Johnson 4-11; Abdul-Jabbar 3-2; Pritchett 1-(-1).

Buffalo: Smith 12-36; Flutie 9-29; Linton 6-8.

PASSING – Miami: Marino 44-22-2, 251 yards, 1 TD.

Buffalo: Flutie 25-12-0, 186 yards, 1 TD.

RECEIVING – Miami: McDuffie 7-64, 1 TD; Konrad 3-48; Gadsden 3-46; Drayton 3-29; Martin 2-38; Collins 2-5; Pritchett 1-18; Johnson 1-3.

Buffalo: Riemersma 4-85; Moulds 4-60, 1 TD; Williams 2-26; Linton 2-15.

INTERCEPTIONS – Miami: None.

Buffalo: Holecek 1-35 yards; Schulz 1-0 yards.

SACKS – Miami: Jackson 1.

Buffalo: Hansen 1; Holecek 1.

MISSSED FIELD GOALS – Miami: None.

Buffalo: None.

GAME 4

DOLPHINS 34, COLTS 31

October 10, 1999

RCA Dome
Indianapolis, IN

The Dolphins rallied twice from a nine-point deficit in the fourth quarter by posting 25 points in the final frame, en route to a 34-31 victory over the Colts at the RCA Dome. Indianapolis scored on the first series of the game when Mike Vanderjagt connected on a 41-yard field goal, 3:41 into the contest. The key play that set up the score was a 32-yard completion from Peyton Manning to Marvin Harrison on the Colts' first snap from scrimmage. The Colts had a first-and-goal from the one on their next possession, but Zach Thomas stripped the ball from Edgerrin James and Daryl Gardener returned the loose ball 33 yards to the Dolphins' 35. From there, the Dolphins embarked on a 10-play, 46-yard drive that ended with an Olindo Mare 37-yard field goal with 1:41 remaining in the first quarter. Dan Marino completed five of eight passes totaling 62 yards on the march. Mare's onside kick that ensued was recovered by the Dolphins' Jerry Wilson, putting the Dolphins at their own 49. Although Miami could not convert on that opportunity, a Tom Hutton punt pinned the Colts at their own three. The Dolphins stopped the Colts and got the ball back at the Indianapolis' 29 after a 21-yard punt return by O.J. McDuffie. Seven plays later, Mare gave the Dolphins their first lead of the game with a 27-yard field goal. The key play was an 11-yard completion from Marino to Oronde Gadsden on third-and-three that put Miami at the Colts' 11. Indianapolis re-gained the advantage with 4:39 left in the first half when Manning and Harrison combined for a 33-yard touchdown strike to culminate an eight-play, 76-yard drive. Miami cut the deficit to one point with 24 seconds left in the first half when Mare hit his third field goal of the game, this time from 21 yards out, capping an eight-play, 61-yard drive that used 4:15 of the clock. Four plays prior to the field goal, Marino hooked up with Tony Martin for a 40-yard completion to the Colts' three. The Colts extended the lead on their first possession of the second half when Manning connected with Marcus Pollard for a nine-yard touchdown pass on third-and-six. Five plays earlier, Manning hit Terrence Wilkins for a 43-yard completion to the Dolphins' 24. Miami had a first-and-goal from the four on the next series, but they were stopped on four straight plays, including on fourth-and-one. The Dolphins got to within two points of the lead 1:52 into the fourth quarter when Marino hit Martin for a 28-yard scoring pass, one play after the two combined for a 16-yard completion on third-and-four. Marino's pass intended for Rob Konrad for the two-point conversion was off the mark. Terrence Wilkins returned the ensuing kickoff 97 yards for a touchdown, and the Colts went up by nine points at the 12:52 mark of the fourth quarter. The Dolphins answered on their next possession when Cecil Collins scored his first NFL touchdown, on a 25-yard run with 9:45 remaining in the game. The score occurred four plays after Marino hooked up with Martin for a 23-yard completion to the Colts' 45. The Colts came right back and covered 67 yards in just four plays, the final one which was a 32-yard scoring pass from Manning to Pollard, 6:46 into the fourth quarter. Miami then marched 41 yards on eight plays, including a Mare 43-yard field goal which wrapped up the drive and brought the Dolphins to within six points with 3:20 to play. The Dolphins then stopped the Colts at their own 12 before Manning ran out of the back of the end zone for a safety on fourth down. Miami's final drive of the game started at their own 36 with 1:50 to play. Facing fourth-and-10 from midfield, Marino connected with Oronde Gadsden in stride for a 48-yard completion down the right sideline to the two. Two plays later, Marino found Gadsden in the end zone and the comeback was complete. The 25 points scored by the Dolphins were their most-ever in the fourth quarter. Marino finished the final frame by completing 12 of 17 passes for 176 yards and two touchdowns.

MIAMI	3	6	0	25	–	34
INDIANAPOLIS	3	7	7	14	–	31

TEAM	SCORE	DRIVE		QTR	CLOCK
		(Plays/Yards/Time)			
IND	FG Vanderjagt 41	8/53/3:41	1	11:19	
MIA	FG Mare 37	10/46/4:09	1	1:41	
MIA	FG Mare 27	7/20/3:46	2	9:45	
IND	Harrison, 33 pass from Manning (Vanderjagt kick)	8/76/5:06	2	4:39	
MIA	FG Mare 21	8/61/4:15	2	0:24	
IND	Pollard, 9 pass from Manning (Vanderjagt kick)	9/83/4:50	3	8:34	
MIA	Martin, 28 pass from Marino (pass failed)	4/50/1:44	4	13:08	
IND	Wilkins, 97 kickoff return (Vanderjagt kick)		4	12:52	

MIA	Collins, 25 run (Mare kick)	6/68/3:07	4	9:45
IND	Pollard, 32 pass from Manning (Vanderjagt kick)	4/67/1:31	4	8:14
MIA	FG Mare 43	8/41/4:54	4	3:20
MIA	SAFETY - Madison tackled Manning in end zone		4	1:54
MIA	Gadsden, 2 pass from Marino (Mare kick)	8/64/1:27	4	0:27

ATT. - 56,810

	MIAMI	INDIANAPOLIS
First Downs/Total-Rush-Pass-Penalty	19/2-17-0	18/5-11-2
Third Down Efficiency	5-14/35.7	3-8/37.5
Total Yards-Plays-Average	469-66-7.1	332-50-6.6
Rushes-Yards-Average	28-76-2.7	24-68-2.8
Net Yards Passing-Sacked-Yards Lost	393-0-0	264-2-10
Passes Attempted-Completed-Intercepted	38-25-0	24-17-1
Punts/Number-Average	3-42.7	2-37
Penalties/Number-Yards	6-62	4-30
Fumbles/Number-Lost	2-0	2-1
Time of Possession	34:07	25:53

INDIVIDUAL STATISTICS

RUSHING - Miami: Collins 21-76, 1 TD; Johnson 3-6; Pritchett 1-1; Konrad 1-0; Marino 1-(-1); Martin 1-(-6). Indianapolis: James 22-81; Manning 2-(-13).

PASSING - Miami: Marino 38-25-0, 393 yards, 2 TDs.

Indianapolis: Manning 24-17-1, 274 yards, 3 TDs.

RECEIVING - Miami: Martin 10-166, 1 TD; Gadsden 4-123, 1 TD; McDuffie 4-42; Konrad 4-33; Pritchett 2-18; Drayton 1-11.

Indianapolis: Wilkins 4-81; Pollard 4-64, 2 TDs; Harrison 3-91, 1 TD; Dilger 2-22; James 2-1; Pathon 1-12; Shields 1-3.

INTERCEPTIONS - Miami: Buckley 1-0 yards.

Indianapolis: None.

SACKS - Miami: Armstrong 1; Owens 1.

Indianapolis: None.

MISSED FIELD GOALS - Miami: None.

Indianapolis: None.

GAME 5

DOLPHINS 31, PATRIOTS 30
October 17, 1999

Foxboro Stadium
Foxboro, MA

The Dolphins recorded their first win in Foxboro since 1995 with a 31-30 come-from-behind triumph over the Patriots. A five-yard touchdown pass from Damon Huard to Stanley Pritchett with 23 seconds to play provided Miami with the margin of victory. New England took an early lead almost three minutes into the game when Andy Katzenmoyer picked off a Dan Marino pass and raced 57 yards for a touchdown. Three snaps prior to that interception, on Miami's second play of the game, Marino completed an eight-yard pass to Tony Martin, and in the process Marino went over the 60,000-yard passing mark in his career. The Patriots added to the lead four minutes later when Ty Law intercepted a Huard pass and went 27 yards for the score. It was Huard's first series of the game, as he replaced an injured Marino, who was suffering from spasms in his right trapezius. The Dolphins came up with their first points of the game with 1:04 left in the first quarter on an Olindo Mare 20-yard field goal. A 45-yard punt return by Nate Jacquet had given the Dolphins the ball at the Patriots' 18. On the next play from scrimmage, Derrick Rodgers recovered a Terry Allen fumble at the Patriots' 39. That led to a Mare 33-yard field goal nine plays later. A 23-yard completion from Damon Huard to Troy Drayton gave Miami a first-and-goal from the six. The Dolphins scored their first touchdown of the game when Huard accounted for the first touchdown pass of his NFL career when he found Tony Martin for a 69-yard strike on third-and-21. New England started the ensuing series at the Dolphins' 27 after a 61-yard kickoff return by Kevin Faulk and a 15-yard face-mask penalty on Miami. That led to an Adam Vinatieri 41-yard field goal four plays later. The Dolphins got to within one point of the lead once again 1:26 before the half when Mare connected on a 45-yard field goal attempt to cap a 10-play, 37-yard drive that used 5:14 of the clock. The Patriots notched their first offensive touchdown of the game with 23 seconds left in the first half when Drew Bledsoe connected with Tony Simmons for a 29-yard touchdown pass, culminating a nine-play, 80-yard drive that took just 1:03. Mare added his fourth field goal of the afternoon with two seconds to play in the first half, when he hit a 45-yard field goal, one play after Huard scrambled for a 25-yard run to the Patriots' 27. With the field goal, it marked the fourth straight contest in which Mare had converted four field goals, a new NFL record for most consecutive games with four or more field goals. The Patriots scored on the opening possession of the second half when Vinatieri converted a 39-yard field goal to wrap up an eight-play, 53-yard drive. Mare tied a club-record for most field goals in a game with five when he connected on a 41-yarder, 1:35 into the fourth quarter, capping a 15-play, 58-yard drive that used 8:18 of the clock. The Patriots responded with a nine-play, 64-yard drive that ended with a Vinatieri 34-yard field goal, putting the Patriots back up by eight points. Mare set the team record for most field goals in a game with six when his career-long 53-yard boot with 2:45 remaining brought the Dolphins back to within five of the lead. After forcing the Patriots into a three-and-out, Miami got the ball back at their own 41 with 2:10 to play and two

timeouts left. Huard then led the Dolphins on a 14-play, 59-yard drive that was capped by a five-yard TD pass to Pritchett on third-and-goal with 23 seconds left in the game. Huard completed eight of 11 passes for 54 yards, and rushed twice for 20 yards on the game-winning drive, in which Miami converted four third downs, including the touchdown. Huard scrambled for 11 yards to pick up a first down on one of those third down tries, while he completed passes on three others. Pritchett caught six passes for 33 yards and the score on the drive. The Patriots got as far as the Dolphins' 41 on their final series of the game before a Bledsoe pass fell incomplete to end the game.

MIAMI	3	16	0	12	-	31
NEW ENGLAND	14	10	3	3	-	30

TEAM	SCORE	DRIVE		QTR	CLOCK
		(Plays/Yards/Time)	TIME		
NE	Katzenmoyer, 57 interception return (Vinatieri kick)			1	12:06
NE	Law, 27 interception return (Vinatieri kick)			1	8:04
MIA	FG Mare 20	6/17/3:19		1	1:04
MIA	FG Mare 33	9/24/4:16		2	11:29
MIA	Martin, 69 pass from Huard (Mare kick)	3/58/1:22		2	7:48
NE	FG Vinatieri	4/4/1:08		2	6:40
MIA	FG Mare 45	10/37/5:14		2	1:26
NE	Simmons, 29 pass from Bledsoe (Vinatieri kick)	9/80/1:03		2	0:23
MIA	FG Mare 45	2/30/0:21		2	0:02
NE	FG Vinatieri 39	8/53/2:37		3	12:23
MIA	FG Mare 41	15/58/8:18		4	13:25
NE	FG Vinatieri 34	9/64/4:20		4	9:05
MIA	FG Mare 53	9/5/3:01		4	2:45
MIA	Pritchett, 5 pass from Huard (pass failed)	14/59/1:47		4	0:23

ATT. - 60,006

	MIAMI	NEW ENGLAND
First Downs/Total-Rush-Pass-Penalty	22/9-12-1	14/1-10-3
Third Down Efficiency	9-21/42.9	2-11/18.2
Total Yards-Plays-Average	317-86-3.7	259-52-5.0
Rushes-Yards-Average	32-122-3.8	14-46-3.3
Net Yards Passing-Sacked-Yards Lost	195-9-53	213-2-12
Passes Attempted-Completed-Intercepted	45-25-2	36-17-1
Punts/Number-Average	5-40.4	6-41.8
Penalties/Number-Yards	13-99	6-45
Fumbles/Number-Lost	0-0	1-1
Time of Possession	40:07	19:53

INDIVIDUAL STATISTICS

RUSHING - Miami: Collins 20-59; Huard 6-54; Pritchett 3-8; Konrad 1-3; Johnson 2-(-2).

New England: Allen 10-19; Warren 1-18; Bledsoe 1-6; Faulk 2-3.

PASSING - Miami: Marino 3-1-1, 8 yards, 0 TDs; Huard 42-24-1, 240 yards, 2 TDs.

New England: Bledsoe 36-17-1, 225 yards, 1 TD.

RECEIVING - Miami: Martin 7-118, 1 TD; Pritchett 6-33, 1 TD; Drayton 4-49; McDuffie 3-20; Johnson 2-16; Collins 1-5; Gadsden 1-4; Konrad 1-3.

New England: Jefferson 4-65; Brisby 3-68; Simmons 3-49, 1 TD; Warren 3-17; Allen 2-18; Coates 2-8.

INTERCEPTIONS - Miami: Surtain 1-0 yards.

New England: Katzenmoyer 1-57 yards, 1 TD; Law 1-27 yards, 1 TD.

SACKS - Miami: Bromell 2.

New England: Katzenmoyer 2; McGinest 2; Slade 2; Carter 1; Eaton 0.5; Law 0.5; Mitchell 0.5; Spires 0.5.

MISSED FIELD GOALS - Miami: None.

New England: None.

GAME 6

DOLPHINS 16, EAGLES 13

October 24, 1999

Pro Player Stadium

Miami, FL

Norm Johnson missed wide right on a 42-yard field goal attempt with 52 seconds remaining as the Dolphins held on for a 16-13 victory over the Philadelphia Eagles at Pro Player Stadium. An Olindo Mare 37-yard field goal, which capped a 10-play, 49-yard drive that used 5:56 of the clock, gave Miami an early lead following its first series of the game. The Dolphins then scored their first opening-quarter touchdown in the last nine regular season games when J.J. Johnson scored on an 18-yard run with 1:04 remaining in the first period. Two plays earlier, quarterback Damon Huard connected with Troy Drayton for a 26-yard completion to the Eagles' 26. Philadelphia responded with an 11-play, 46-yard drive that used 4:54 of the clock and ended with a David Akers 53-yard field goal, his first NFL field goal. Midway through the second quarter, Trace Armstrong stripped the ball from Doug Pederson and Jason Taylor recovered at the Eagles' 27. That led to another Mare 37-yard field goal four plays afterward. It marked Mare's 16th straight successful

field goal, tying Garo Yepremian's club record (games eight-16 of 1978). The Eagles made it to the Dolphins' 21 late in the first half, but Derrick Rodgers' first career interception, with 31 seconds remaining, ended the threat. Philadelphia notched its only touchdown of the game with 3:47 left in the third quarter when Brian Dawkins intercepted a Huard pass and returned it 67 yards for a touchdown. It was the fourth interception return for a touchdown by Dolphins opponents in 1999, tying for the most in a season against Miami, a figure also achieved in 1988, 1992 and 1997. Mare broke Yepremian's record by hitting a career-long 54-yard field goal on the first play of the fourth quarter, culminating an eight-play, 32-yard drive in which Cecil Collins rushed for 17 yards. The Eagles got to within three points of the lead with 6:08 to play on a Norm Johnson 44-yard field goal. Philadelphia had gained possession at their own 44 following a 39-yard punt return by Allen Rossum. It appeared as though the Dolphins were going to run out the clock after gaining a first down at the Eagles' 44 with less than three minutes to play. But William Thomas forced the ball loose from Collins and Dawkins recovered at the Eagles' 42 with 2:37 to play. Philadelphia then traveled 34 yards in seven plays to the Dolphins' 24 before Johnson missed wide right on a 42-yard field goal attempt.

PHILADELPHIA	0	3	7	3	-	13
MIAMI	10	3	0	3	-	16

TEAM	SCORE	DRIVE		QTR	CLOCK
		(Plays/Yards/Time)			
MIA	FG Mare 37	10/49/5:56	1	6:05	
MIA	Johnson, 18 run (Mare kick)	6/63/3:26	1	1:04	
PHI	FG Akers 53	11/46/4:54	2	11:10	
MIA	FG Mare 37	4/7/1:23	2	6:26	
PHI	Dawkins, 67 interception return (Johnson kick)		3	3:47	
MIA	FG Mare 54	8/32/3:52	4	14:55	
PHI	FG N. Johnson 44	8/30/3:54	4	6:08	

ATT. - 73,975

	PHILADELPHIA	MIAMI
First Downs/Total-Rush-Pass-Penalty	11/5-6-0	15/8-6-1
Third Down Efficiency	2-12/16.7	7-15/46.7
Total Yards-Plays-Average	175-51-3.4	283-61-4.6
Rushes-Yards-Average	22-93-4.2	39-149-3.8
Net Yards Passing-Sacked-Yards Lost	82-4-26	134-1-8
Passes Attempted-Completed-Intercepted	25-13-1	21-15-1
Punts/Number-Average	5-47.8	4-43
Penalties/Number-Yards	3-19	7-54
Fumbles/Number-Lost	1-1	1-1
Time of Possession	23:55	36:05

INDIVIDUAL STATISTICS

RUSHING - Miami: Collins 26-97; Johnson 5-35, 1 TD; Huard 6-12; Pritchett 2-5.

Philadelphia: Staley 19-73; Pederson 3-20.

PASSING - Miami: Huard 21-15-1, 142 yards, 0 TDs.

Philadelphia: Pederson 25-13-1, 108 yards, 0 TDs.

RECEIVING - Miami: McDuffie 4-41; Drayton 4-38; Martin 3-26; Gadsden 1-17; Goodwin 1-14; Collins 1-6; Pritchett 1-0.

Philadelphia: C. Johnson 4-59; Weaver 4-27; Staley 2-1; Small 1-10; Jells 1-8; Turner 1-3.

INTERCEPTIONS - Miami: Rodgers 1-5 yards.

Philadelphia: Dawkins 1-67 yards, 1 TD.

SACKS - Miami: Bromell 1.5; Marion 1; Taylor 1; Armstrong 0.5.

Philadelphia: Jefferson 1.

MISSED FIELD GOALS - Miami: None.

Philadelphia: N. Johnson 42(WR).

GAME 7

DOLPHINS 16, RAIDERS 9
October 31, 1999

Network Associates Coliseum
Oakland, CA

Miami notched its third consecutive victory in Oakland. The Raiders secured the first points of the game on a Michael Husted 49-yard field goal, 3:06 into the contest. Oakland started the scoring drive at the Dolphins' 29 following a 29-yard punt return by Darrien Gordon. The Dolphins tied the game with 4:53 to play in the first quarter when Olindo Mare connected on a 21-yard field goal to cap an 11-play, 57-yard drive. Four plays prior to the score, Damon Huard and O.J. McDuffie combined for a 34-yard completion to the Raiders' two. Miami tallied the first touchdown of the game when Cecil Collins scored on a one-yard run, which culminated a seven-play, 51-yard drive that started at the Dolphins' 49 after Terrell Buckley intercepted a Rich Gannon pass. The score occurred one play after Huard hit J.J. Johnson for a 17-yard completion to the Raiders' one. Huard completed all three of his passes, totaling 43 yards on the drive. Oakland scored on the opening possession of the second half when Husted's 34-yard field goal capped an 11-play, 64-yard drive that used 4:04 of the clock. The Raiders' first play from scrimmage was a 32-yard completion from

Gannon to Tim Brown that put Oakland at the Miami 48. The Dolphins responded with an eight-play, 64-yard drive that used 4:50 of the clock and ended with a Mare 34-yard field goal. The score came four plays after Huard connected with Oronde Gadsden for a 36-yard completion to the Raiders' 18. Shawn Wooden recovered a Napoleon Kaufman fumble at the Raiders' 28 on the ensuing kickoff. The Dolphins could not capitalize, however, as Mare's 46-yard field goal attempt sailed wide right, snapping his club-record string of 19 straight successful field goals. The Raiders answered with Husted's third field goal of the game, from 47 yards out with 3:14 remaining in the third quarter, four plays after a 30-yard completion from Gannon to Brown that went to the Dolphins' 29. Miami got to the Raiders' 12 midway through the fourth quarter, but were stopped on fourth-and-one. After pinning the Raiders deep in their own territory, the Dolphins got the ball back at the Oakland 39 following a 25-yard punt return by Nate Jacquet. That led to a 44-yard field goal by Mare six plays afterward, with 3:21 remaining in the game. The Raiders got as far as the Dolphins' 38 on their final series of the game before two straight sacks pushed them back to their own 48, where they were forced to punt. Miami was able to run out the final 1:49 of the contest.

MIAMI	3	7	3	3	-	16
OAKLAND	3	0	6	0	-	9

TEAM	SCORE	DRIVE		QTR	CLOCK
		(Plays/Yards/Time)			
OAK	FG Husted 49	4/-2/1:18		1	11:54
MIA	FG Mare 21	11/57/3:51		1	4:53
MIA	Collins 1 run (Mare kick)	7/51/3:30		2	6:34
OAK	FG Husted 34	11/64/4:04		3	10:56
MIA	FG Mare 34	8/64/4:50		3	6:06
OAK	FG Husted 47	5/35/1:19		3	3:14
MIA	FG Mare 44	6/13/2:39		4	3:21

ATT. - 61,556

	MIAMI	OAKLAND
First Downs/Total-Rush-Pass-Penalty	19/10-9-0	13/5-6-2
Third Down Efficiency	4-17/23.5	2-14/14.3
Total Yards-Plays-Average	325-79-4.1	187-55-3.4
Rushes-Yards-Average	42-141-3.4	19-80-4.2
Net Yards Passing-Sacked-Yards Lost	184-5-37	107-5-33
Passes Attempted-Completed-Intercepted	32-16-0	31-9-1
Punts/Number-Average	6-40-8	8-44-1
Penalties/Number-Yards	7-48	2-25
Fumbles/Number-Lost	0-0	1-1
Time of Possession	37:29	22:31

INDIVIDUAL STATISTICS

RUSHING - Miami: Johnson 21-86; Collins 15-49, 1 TD; Huard 6-6.

Oakland: Kaufman 8-39; Jordan 3-25; Wheatley 8-16.

PASSING - Miami: Huard 32-16-0, 221 yards, 0 TDs.

Oakland: Gannon 28-7-1, 130 yards, 0 TDs; Hoying 3-2-0, 10 yards, 0 TDs.

RECEIVING - Miami: Gadsden 3-70; Martin 3-34; Pritchett 3-19; McDuffie 2-54; Collins 2-16; Johnson 1-17; Konrad 1-11; Huard 1-(-1).

Oakland: Brown 7-113; J. Williams 1-20; Jett 1-7.

INTERCEPTIONS - Miami: Buckley 1-(-15) yards.

Oakland: None.

SACKS - Miami: Armstrong 2; Bromell 1; Gardener 1; Taylor 1.

Oakland: Russell 3; Harris 1; Bryant 0.5; Jackson 0.5.

MISSED FIELD GOALS - Miami: Mare 46(WR).

Oakland: None.

GAME 8

DOLPHINS 17, TITANS 0
November 7, 1999

Pro Player Stadium
Miami, FL

The Dolphins recorded their first shutout of the season and their third in the last 22 regular season games with a 17-0 victory over the Tennessee Titans at Pro Player Stadium. In the process, they extended their streak of not allowing an offensive touchdown to a club-record 14 consecutive quarters. The Titans had an opportunity to take the lead with 5:01 left in the first quarter, but Al Del Greco's 33-yard field goal attempt hit the left upright. Following the miss, the Dolphins took over at their own 23 and embarked on a 12-play, 77-yard drive that used 6:18 of the clock and ended with a six-yard scoring pass from Damon Huard to Stanley Pritchett on third-and-goal. That touchdown pass was the third of three third-downs converted by the Dolphins on the drive, in which Huard completed five of six passes for 73 yards. Facing a fourth-and-five from the Dolphins' 36 in the second quarter, Tennessee went for the first down but Jason Taylor stopped Eddie George. Miami gained possession at their own 34, and on the first play from scrimmage Huard hit Rob Konrad for an eight-yard completion, and the Titans were penalized 15 yards for a personal foul, putting the

Dolphins at the Titans' 43. On the very next play, Huard connected with Tony Martin for his second touchdown pass of the game. The Titans made it to the Miami 44 on the ensuing series, but Sam Madison intercepted a Steve McNair pass to end the threat. Madison came up with his second interception in as many defensive series with 14 seconds remaining in the first half, putting the Dolphins at the Titans' 28. Miami could not capitalize, however, as Jason Fisk deflected an Olindo Mare 43-yard field goal attempt with three seconds to play. Madison intercepted his third pass of the night late in the third quarter, leading to a Mare 46-yard field goal four plays later, on the first play of the fourth quarter. That score extended Mare's streak of consecutive regular season games with a field goal to 18. The Titans were at the Dolphins' 3 with 28 seconds remaining in the game, but McNair's pass in the end zone intended for Kevin Dyson, was off the mark, preserving the shutout.

TENNESSEE	0	0	0	0	-	0
MIAMI	0	14	0	3	-	17

TEAM	SCORE	DRIVE (Plays/Yards/Time)	QTR	CLOCK TIME
MIA	Pritchett, 6 pass from Huard (Mare kick)	12/77/6:18	2	13:43
MIA	Martin, 43 pass from Huard (Mare kick)	2/66/0:37	2	7:27
MIA	FG Mare 46	4/-5/0:55	4	14:55

ATT. - 74,109

	TENNESSEE	MIAMI
First Downs/Total-Rush-Pass-Penalty	14/5-9-0	14/1-12-1
Third Down Efficiency	5-17/29.4	7-15/46.7
Total Yards-Plays-Average	293-69-4.2	237-56-4.2
Rushes-Yards-Average	23-103-4.5	27-52-1.9
Net Yards Passing-Sacked-Yards Lost	190-4-15	185-4-25
Passes Attempted-Completed-Intercepted	42-22-3	25-15-0
Punts/Number-Average	6-38.5	7-44.4
Penalties/Number-Yards	2-19	5-40
Fumbles/Number-Lost	0-0	3-1
Time of Possession	31:58	28:02

INDIVIDUAL STATISTICS

RUSHING - Miami: Collins 14-41; Johnson 11-9; Huard 2-2.

Tennessee: George 14-65; McNair 7-33; Thomas 2-5.

PASSING - Miami: Huard 25-15-0, 210 yards, 2 TDs.

Tennessee: McNair 42-22-3, 205 yards, 0 TDs.

RECEIVING - Miami: Martin 5-95, 1 TD; McDuffie 4-41; Gadsden 2-47; Pritchett 2-15, 1 TD; Konrad 1-8; Johnson 1-4.

Tennessee: Thigpen 5-60; Harris 5-32; Dyson 3-32; Wycheck 3-15; George 2-20; Thomas 2-4; Sanders 1-40; Neal 1-2.

INTERCEPTIONS - Miami: Madison 3-101 yards.

Tennessee: None.

SACKS - Miami: Armstrong 1; Owens 1; Wilson 1; Bowens 0.5; Gardener 0.5.

Tennessee: Ford 2.5; Bowden 0.5; Holmes 0.5; Kearsse 0.5.

MISSED FIELD GOALS - Miami: Mare 43(S).

Tennessee: Del Greco 33(WL).

GAME 9

BILLS 23, DOLPHINS 3

November 14, 1999

**Ralph Wilson Stadium
Orchard Park, NY**

The Dolphins dropped their third straight decision in Buffalo with a 23-3 loss to the Bills at Ralph Wilson Stadium. It marked the first time that they failed to score a touchdown since the 15th game of 1997. Buffalo posted the first points of the game on a Steve Christie 31-yard field goal, 3:31 into the contest. The score came four plays after Antoine Winfield intercepted a Damon Huard pass and returned it ten yards to the Dolphins' 22. Christie accounted for his second field goal in as many series, 4:45 later, with a 48-yarder that capped a seven-play, 43-yard drive, in which Antowain Smith rushed for 35 yards. Christie put the Bills up by nine points with 3:45 left in the first quarter on a 47-yard field goal. Christie's kick came four plays after a pass interference penalty gave Buffalo the ball at the Dolphins' 26. Buffalo scored for the fourth straight time, 3:57 into the second quarter, when Jonathan Linton ran it into the end zone from four yards out, culminating an 11-play, 71-yard drive that used 5:54 of the clock. The touchdown occurred two plays after Doug Flutie connected with Jay Riemersma for a 34-yard completion to the Dolphins' nine on third-and-six. It also was the first rushing touchdown allowed by the Dolphins in 1999, and it snapped a string of 15 straight quarters in which Miami's defense did not allow a rushing or passing touchdown. The Dolphins notched their first points of the game on an Olindo Mare 30-yard field goal with 45 seconds remaining in the first half. Miami had taken over at the Bills' 34 following a 25-yard punt return by Nate Jacquet. It marked the 19th consecutive regular season game in which Mare has accounted for a field goal. The Bills opened a 20-point advantage with 4:11 to play in the third quarter on a 53-yard touchdown pass from Flutie to Eric Moulds, on third-and-one.

MIAMI	0	3	0	0	-	3
BUFFALO	9	7	7	0	-	23

TEAM	SCORE	(Plays/Yards/Time)	QTR	TIME
BUF	FG Christie 31	4/9/2:01	1	11:29
BUF	FG Christie 48	7/43/3:17	1	6:44
BUF	FG Christie 47	4/23/1:29	1	3:45
BUF	Linton, 4 run (Christie kick)	11/71/5:54	2	11:03
MIA	FG Mare 30	6/22/2:45	2	0:45
BUF	Moulds, 53 pass from Flutie (Christie kick)	4/75/2:32	3	4:11

ATT. - 72,810

	MIAMI	BUFFALO
First Downs/Total-Rush-Pass-Penalty	6/2-3-1	18/8-8-2
Third Down Efficiency	2-13/15.4	7-17/41.1
Total Yards-Plays-Average	101-47-2.1	334-68-4.9
Rushes-Yards-Average	19-60-3.2	48-177-3.7
Net Yards Passing-Sacked-Yards Lost	41-3-24	157-0-0
Passes Attempted-Completed-Intercepted	25-9-1	20-10-0
Punts/Number-Average	8-40-1	4-37.5
Penalties/Number-Yards	5-41	11-75
Fumbles/Number-Lost	0-0	0-0
Time of Possession	21:37	38:23

INDIVIDUAL STATISTICS

RUSHING - Miami: Johnson 12-50; Huard 2-9; Konrad 1-1; Collins 4-0.

Buffalo: A. Smith 29-126; Linton 7-28, 1 TD; Gordon 5-15; Flutie 7-8.

PASSING - Miami: Huard 25-9-1, 65 yards, 0 TDs.

Buffalo: Flutie 20-10-0, 157 yards, 1 TD

RECEIVING - Miami: Johnson 3-11; Martin 2-27; McDuffie 2-21; Pritchett 1-4; Konrad 1-2.

Buffalo: Riemersma 2-35; Reed 2-23; Williams 2-15; Moulds 1-53, 1 TD; Gash 1-12; Linton 1-10; Price 1-9.

INTERCEPTIONS - Miami: None.

Buffalo: Winfield 1-10 yards.

SACKS - Miami: None.

Buffalo: Smith 2; Hansen 1.

MISSED FIELD GOALS - Miami: None.

Buffalo: Christie 35(WL).

GAME 10

DOLPHINS 27, PATRIOTS 17
November 21, 1999

Pro Player Stadium
Miami, FL

The Dolphins recorded their 11th sweep of the two-game season series from New England and their first since 1994 with a 27-17 win at Pro Player Stadium. The Patriots got into Dolphins territory on each of their first two possessions of the game, but were turned back by the Dolphins' defense both times. New England then gained possession at the Dolphins' seven with 8:07 to play in the first quarter after Chad Eaton recovered a Damon Huard fumble. That led to a Terry Allen six-yard scoring run two plays later. Sam Madison intercepted a Drew Bledsoe pass on New England's next series, putting the Dolphins at the Patriots' nine. Four plays afterward, Olindo Mare tied a club record with a 19-yard field goal, the 20th straight regular season game in which he had accounted for one, equaling Garo Yepremian's mark. The Patriots went back up by seven points on the third play of the second quarter on an Adam Vinatieri 27-yard field goal, which capped a seven-play, 69-yard drive. Miami responded with a 12-play, 76-yard drive that used 5:44 of the clock and ended with a four-yard touchdown pass from Damon Huard to Oronde Gadsden to tie the game at ten apiece. The key plays by Miami on the march were a pair of third-down completions from Huard to Gadsden, one for 15 yards from the Dolphins' 26, and another for 14 yards from the Dolphins' 41. The Dolphins offense moved methodically once again on their next series, marching from their own 31 to the Patriots' 28. But Steve Israel recovered a Rob Konrad fumble to end the threat. On the opening series of the second half, the Dolphins put together a ten-play, 80-yard drive that utilized 6:05 of the clock and ended with a three-yard TD pass from Huard to Gadsden. J.J. Johnson rushed for 36 yards on the march, and a roughing the passer penalty on New England on third-and-five put the Dolphins at the Patriots' 46. Terrell Buckley intercepted a Bledsoe pass and returned it 18 yards to the Patriots' 10 with 4:44 remaining in the third quarter, leading to a Johnson one-yard TD run three plays afterward, on third-and-goal. The Patriots cut the deficit to seven points two plays later when Bledsoe and Shawn Jefferson hooked up for a 68-yard scoring strike, with 2:50 to play in the third quarter. New England made it to the Dolphins' 43 on their next possession, but Brock Marion's interception on third-and-11 halted that drive. New England got as far as the Miami 36 on their following series, but an intentional grounding penalty and a sack put them out of scoring reach. A Jason Taylor interception of a Bledsoe pass on the Patriots' next series put the Dolphins at the New England 21. That led to a Mare 23-yard field goal seven plays later, giving the Dolphins a ten-point advantage. A Jerry Wilson interception of a Bledsoe pass with the Patriots at the Dolphins' 31 ended any comeback hopes for New England, which lost its second straight game at Pro Player Stadium.

NEW ENGLAND	7	3	7	0	-	17
MIAMI	3	7	14	3	-	27

TEAM	SCORE	(Plays/Yards/Time)	QTR	TIME
NE	Allen, 6 run (Vinatieri kick)	2/7/0:42	1	7:25
MIA	FG Mare 19	4/8/1:32	1	3:00
NE	FG Vinatieri 27	7/69/3:52	2	14:08
MIA	Gadsden, 4 pass from Huard (Mare kick)	12/76/5:44	2	8:24
MIA	Gadsden, 3 pass from Huard (Mare kick)	10/80/6:05	3	8:55
MIA	Johnson, 1 run (Mare kick)	3/10/1:25	3	3:19
NE	Jefferson, 68 pass from Bledsoe (Vinatieri kick)	2/68/0:29	3	2:50
MIA	FG Mare 23	7/16/2:13	4	3:11

ATT. - 74,295

	NEW ENGLAND	MIAMI
First Downs/Total-Rush-Pass Penalty	14/4-9-1	19/8-10-1
Third Down Efficiency	2-12/16.7	8-17/47.1
Total Yards-Plays-Average	270-58-4.7	227-72-3.2
Rushes-Yards-Average	19-102-5.4	36-117-3.3
Net Yards Passing-Sacked-Yards Lost	168-5-33	110-2-19
Passes Attempted-Completed-Intercepted	34-15-5	34-18-0
Punts/Number-Average	6-38.2	7-43
Penalties/Number-Yards	5-50	5-30
Fumbles/Number-Lost	1-0	2-2
Time of Possession	27:42	32:18

INDIVIDUAL STATISTICS

RUSHING - Miami: Johnson 31-106, 1 TD; Huard 3-13; Zolak 2-(-2).

New England: Faulk 5-61; Allen 13-42, 1 TD; Bledsoe 1-(-1).

PASSING - Miami: Huard 30-18-0, 129 yards, 2 TDs; Zolak 4-0-0, 0 yards, 0 TDs.

New England: Bledsoe 34-15-5, 201 yards, 1 TD; Warren 0-0-0, 0 yards, 0 TDs.

RECEIVING - Miami: Martin 4-44; Gadsden 4-36, 2 TDs; Drayton 4-25; Pritchett 2-13; Konrad 2-0; Johnson 1-6; McDuffie 1-5.

New England: Glenn 3-39; Brown 3-26; Jefferson 2-86, 1 TD; Coates 2-27; Faulk 2-6; Allen 1-8; Brisby 1-7; Carter 1-2.

INTERCEPTIONS - Miami: Marion 1-28 yards; Buckley 1-18 yards; Madison 1-13 yards; Wilson 1-13 yards; Taylor 1-0 yards.

New England: None.

SACKS - Miami: Owens 1.5; Buckley 1; Wilson 1; Bowens 0.5; Gardener 0.5; Taylor 0.5.

New England: McGinest 1; Whigham 1.

MISSED FIELD GOALS - Miami: None.

New England- None.

GAME 11

COWBOYS 20, DOLPHINS 0
November 25, 1999

Texas Stadium
Irving, TX

Dallas intercepted five Miami passes, one of which was returned for a touchdown, as the Cowboys recorded a 20-0 victory over the Dolphins on Thanksgiving Day at Texas Stadium. The Cowboys made it as far as the Dolphins' 28 midway through the first quarter, but the Dolphins' defense stopped Dallas on downs. Miami then took over at their own 35 and traveled to the Dallas 34 before Olindo Mare missed wide right on a 52-yard field goal attempt. The Dolphins were at the Dallas nine midway through the second quarter, but Deion Sanders intercepted a Dan Marino pass in the end zone to end the threat. The Dolphins had a chance to score the first points of the game with 1:03 to play in the first half, but Flozell Adams deflected a 47-yard field goal attempt by Mare. Dallas' defense finally accounted for the first score of the game, with 7:08 left in the third quarter, when Dexter Coakley picked off a Marino pass on third-and-seven and raced 46 yards untouched for a touchdown. Mare missed his third field goal of the afternoon when he was wide right on a 47-yard try with 2:27 remaining in the third quarter. The Cowboys answered following that miss and took a 10-point advantage 3:13 into the fourth quarter when Richie Cunningham converted a 36-yard field goal, capping a nine-play, 44-yard drive that used 5:40 of the clock. Each of Miami's next three possessions ended with interceptions, ending any comeback hopes. Dallas notched the only offensive touchdown of the game with 6:24 remaining when Troy Aikman connected with Raghib Ismail for a 65-yard touchdown pass. Dallas scored once again on their following series, when Cunningham converted a 23-yard field goal attempt with 1:57 to play. The Cowboys had gained possession after Dexter Coakley returned his second interception of the day 12 yards to the Dolphins' 18.

MIAMI	0	0	0	0	-	0
DALLAS	0	0	7	13	-	20

TEAM	SCORE	DRIVE (Plays/Yards/Time)	QTR	CLOCK TIME
DAL	Coakley, 46 interception return (Cunningham kick)		3	7:08
DAL	FG Cunningham 36	9/44/5:40	4	11:47
DAL	Ismail, 65 pass from Aikman (Cunningham kick)	2/63/0:51	4	6:24
DAL	FG Cunningham 23	7/13/3:31	4	1:57

ATT. - 64,328

	MIAMI	DALLAS
First Downs/Total-Rush-Pass-Penalty	16/2-10-4	15/6-8-1
Third Down Efficiency	4-15/26.7	3-14/21.4
Total Yards-Plays-Average	275-63-4.4	324-64-5.1
Rushes-Yards-Average	20-69-3.5	34-101-3.0
Net Yards Passing-Sacked-Yards Lost	206-2-16	223-1-9
Passes Attempted-Completed-Intercepted	41-19-5	29-16-0
Punts/Number-Average	4-37.5	6-43.2
Penalties/Number-Yards	5-42	12-108
Fumbles/Number-Lost	0-0	1-1
Time of Possession	25:21	34:39

INDIVIDUAL STATISTICS

RUSHING - Miami: Johnson 19-63; Huard 1-6.

Dallas: Smith 31-103; Aikman 1-(-1); Mills 1-(-1).

PASSING - Miami: Marino 36-15-5, 178 yards, 0 TDs; Huard 5-4-0, 44 yards, 0 TDs.

Dallas: Aikman 29-16-0, 232 yards, 0 TDs.

RECEIVING - Miami: Pritchett 5-59; Green 3-47; Martin 3-47; Gadsden 3-39; Drayton 2-20; Konrad 2-7; Johnson 1-3.

Dallas: Ismail 5-125, 1 TD; Tucker 2-35; Lucky 2-15; Thomas 2-12; LaFleur 1-13; Mills 1-11; Bjornson 1-10; Warren 1-8; McGarity 1-3.

INTERCEPTIONS - Miami: None.

Dallas: Coakley 2-58 yards, 1 TD. Sanders 2-0 yards; Hawthorne 1-0 yards.

SACKS - Miami: Owens 1.

Dallas: Noble 1; Spellman 1.

MISSED FIELD GOALS - Miami: Mare 52(WR), 47(S); 47(WR).

Dallas: None.

GAME 12

COLTS 37, DOLPHINS 34
December 5, 1999

Pro Player Stadium
Miami, FL

Mike Vanderjagt's 53-yard field goal as time expired lifted the Colts to a 37-34 victory over the Dolphins at Pro Player Stadium. The win was the Colts' first over the Dolphins in Miami since 1995. The Colts got the ball at their own 46 on their first possession of the game and marched 27 yards en route to a Vanderjagt 44-yard field goal. The Dolphins tied the game five minutes later on an Olindo Mare 31-yard field goal, culminating an 11-play, 55-yard drive. Indianapolis re-gained the lead four plays later when Edgerrin James broke loose for a 41-yard touchdown run with 42 seconds left in the first quarter. The Dolphins had stopped the Colts on third-and-three, but a defensive holding penalty gave them a first-and-10 from their own 33. Peyton Manning then connected with Ken Dilger for a 26-yard completion to the Dolphins' 41, and the scoring scamper followed. The Colts increased their advantage to 14 points on the next play from scrimmage when Chad Cota recovered a J.J. Johnson fumbled and raced 25 yards untouched into the end zone. The Dolphins notched their first touchdown of the afternoon with 5:16 remaining in the first half on a 24-yard TD pass from Dan Marino to Oronde Gadsden. That strike capped an eight-play, 89-yard drive in which a 43-yard pass interference penalty put the Dolphins at the Colts' 41. Indianapolis answered, however, with an eight-play, 68-yard drive that ended with a one-yard TD run by James with 57 seconds to play in the first half. Manning completed all four of his passes, totaling 53 yards, on the march. Miami pulled to within seven points on the second play of the second half when Sam Madison stepped in front of a Manning pass and raced 21 yards for a touchdown. Indianapolis responded once again with an eight-play, 74-yard drive that was capped by a five-yard TD pass from Manning to Terrence Wilkins. Manning was perfect for the second time in as many scoring drives, completing all six of his passes, totaling 84 yards. Miami made it a 31-24 game with 3:53 left in the third quarter on a 33-yard scoring strike from Marino to Tony Martin. Both plays on the two-play scoring drive were completions to Martin. The Dolphins knotted the score at 31 apiece on the fourth play of the final quarter when Marino connected with Stanley Pritchett for a one-yard TD toss. The 10-play, 51-yard scoring drive commenced at the Dolphins' 49 after Patrick Surtain returned an interception 28 yards. The key play was a 26-yard completion to Yatil Green on third-and-10 from the Dolphins' 49. The Colts went up by three points on a 48-yard field goal by Vanderjagt with 4:24 remaining. That score was set up by a 27-yard punt return by Wilkins to the Dolphins' 37. The Dolphins then embarked on a 10-play, 66-yard drive that ended with a game-tying, 32-yard field goal by Mare with 36 seconds to play. Marino completed all but one

of his seven pass attempts en route to the score, totaling 63 yards. The Colts took over at their own 32 with 30 seconds on the clock, and Manning followed with completions of 16 and 18 yards to Marvin Harrison to set up Vanderjagt's game-winning 53-yard field goal as time expired.

INDIANAPOLIS	17	7	7	6	-	37
MIAMI	3	7	14	10	-	34

TEAM	SCORE	DRIVE (Plays/Yards/Time)	QTR	CLOCK TIME
IND	FG Vanderjagt 44	8/27/4:57	1	8:10
MIA	FG Mare 31	11/55/5:08	1	3:02
IND	James, 41 run (Vanderjagt kick)	4/79/2:20	1	0:42
IND	Cota, 25 fumble return (Vanderjagt kick)		1	0:19
MIA	Gadsden, 24 pass from Marino (Mare kick)	8/89/4:38	2	5:16
IND	James, 1 run (Vanderjagt kick)	8/68/4:19	2	0:57
MIA	Madison, 21 interception return (Mare kick)		3	14:11
IND	Wilkins, 5 pass from Manning (Vanderjagt kick)	8/74/4:43	3	9:28
MIA	Martin, 33 pass from Marino (Mare kick)	2/57/0:33	3	3:53
MIA	Pritchett, 1 pass from Marino (Mare kick)	10/51/3:36	4	13:07
IND	FG Vanderjagt 48	4/6/2:05	4	4:24
MIA	FG Mare 32	10/66/3:48	4	0:36
IND	FG Vanderjagt 53	4/33/0:36	4	0:00

ATT. - 74,096

	INDIANAPOLIS	MIAMI
First Downs/Total-Rush-Pass Penalty	21/6-13-2	22/3-16-3
Third Down Efficiency	2-8/25.0	6-13/46.2
Total Yards-Plays-Average	370-56-6.6	368-62-5.9
Rushes-Yards-Average	25-129-5.2	22-69-3.1
Net Yards Passing-Sacked-Yards Lost	241-2-19	299-2-14
Passes Attempted-Completed-Intercepted	29-23-2	38-24-1
Punts/Number-Average	4-36.8	4-44.3
Penalties/Number-Yards	7-89	7-64
Fumbles/Number-Lost	1-0	2-2
Time of Possession	31:32	28:28

INDIVIDUAL STATISTICS

RUSHING - Miami: Johnson 21-62; Pritchett 1-7.

Indianapolis: James 23-130, 2 TDs; Manning 2-(-1).

PASSING - Miami: Marino 38-24-1, 313 yards, 3 TDs.

Indianapolis: Manning 29-23-2, 260 yards, 1 TD.

RECEIVING - Miami: Martin 6-109, 1 TD; Gadsden 6-103, 1 TD; Green 5-64; Johnson 3-26; Pritchett 3-2, 1 TD; Drayton 1-9.

Indianapolis: Harrison 8-125; Dilger 5-80; Pollard 3-20; James 3-1; Wilkins 2-25, 1 TD; Green 2-9.

INTERCEPTIONS - Miami: Surtain 1-28 yards; Madison 1-21 yards, 1 TD.

Indianapolis: Poole 1-36 yards.

SACKS - Miami: Armstrong 1; Owens 1.

Indianapolis: Bennett 1; Thomas 1.

MISSED FIELD GOALS - Miami: None.

Indianapolis: None.

GAME 13

JETS 28, DOLPHINS 20
December 12, 1999

Meadowlands
East Rutherford, NJ

The Jets handed the Dolphins both their third straight defeat in the series and of the season with a 28-20 victory at the Meadowlands. New York had an opportunity to put the first points on the board, 5:27 into the game, but John Hall missed wide right on a 47-yard field goal attempt. From there, the Dolphins moved from their own 37 to the Jets' six, before Olindo Mare came on to convert on a 24-yard field goal with 2:48 remaining in the opening quarter, his 32nd of the season, establishing a new club single-season record. Ray Hill forced the ball loose from Dwight Stone on the ensuing kickoff, and Derrick Rodgers recovered at the Jets' 23. New York's defense held, and forced a 33-yard field goal by Mare with 1:09 to play in the first quarter. Following a defensive series in which they held the Dolphins deep in their own territory, the Jets took over at the Dolphins' 36. They then used eight plays to move into position for a John Hall 28-yard field goal, 7:25 into the second quarter, cutting the deficit in half. New York's defense gave their offense excellent field position once again, as they started at the Dolphins' 33 with 1:51 to play in the first half. The Jets made it to the Dolphins' 14, setting up a 31-yard field goal by Hall with 51 seconds left in the half. A 35-yard punt return by Nate Jacquet gave the Dolphins the ball at the Jets' 25 early in the third quarter. From there, the Dolphins embarked on a five-play drive that ended with a Stanley Pritchett one-yard scoring run with 6:52 remaining in the third quarter. An Aaron Glenn interception of a Dan Marino pass late in the third quarter put the Jets

at the Dolphins' 39. That led to the game-tying touchdown, a 26-yard pass from Ray Lucas to Keyshawn Johnson on the first play of the fourth quarter. The Jets took their first lead of the day with 9:34 to play in the game on a 24-yard TD pass from Lucas to Johnson. The key play on the nine-play, 57-yard drive was a nine-yard gain by Curtis Martin on fourth-and-one from the Dolphins' 33. The Jets added to the lead with 2:51 to play when Hall connected on his third field goal of the day, from 46 yards out, capping a ten-play, 43-yard drive that used 4:09 of the clock. Five plays later, Omar Stoutmire picked off a Marino pass and raced 67 yards untouched into the end zone. The Dolphins closed to within eight points with 17 seconds left when Damon Huard combined with Oronde Gadsden for an eight-yard touchdown pass. But the Jets recovered the ensuing onside kick attempt, thwarting any comeback hopes by the Dolphins.

MIAMI	6	0	7	7	-	20
N.Y. JETS	0	6	0	22	-	28

TEAM	SCORE	DRIVE		QTR	CLOCK
		(Plays/Yards/Time)			
MIA	FG Mare 24	13/57/6:45		1	2:48
MIA	FG Mare 33	4/8/1:29		1	1:09
NYJ	FG Hall 28	8/26/3:20		2	7:35
NYJ	FG Hall 31	5/20/1:00		2	0:51
MIA	Pritchett, 1 run (Mare kick)	5/25/2:27		3	6:52
NYJ	Johnson, 26 pass from Lucas (Hall kick)	5/39/0:48		4	14:54
NYJ	Johnson, 24 pass from Lucas (kick failed)	9/57/4:47		4	9:34
NYJ	FG Hall 46	10/43/4:09		4	2:51
NYJ	Stoutmire, 67 interception return (kick failed)			4	1:44
MIA	Gadsden, 8 pass from Huard (Mare kick)	7/75/1:27		4	0:17

ATT. - 78,246

	MIAMI	N.Y. JETS
First Downs/Total-Rush-Pass-Penalty	20/5-15-0	18/8-10-0
Third Down Efficiency	4-13/30.8	6-16/37.5
Total Yards-Plays-Average	319-68-4.7	320-67-4.8
Rushes-Yards-Average	19-73-3.8	28-95-3.4
Net Yards Passing-Sacked-Yards Lost	246-2-17	225-1-5
Passes Attempted-Completed-Intercepted	47-25-2	38-22-0
Punts/Number-Average	6-35.7	4-36
Penalties/Number-Yards	6-43	2-20
Fumbles/Number-Lost	0-0	2-1
Time of Possession	28:08	31:52

INDIVIDUAL STATISTICS

RUSHING - Miami: Pritchett 17-68, 1 TD; Denson 2-5.

New York - Martin 24-75; Lucas 4-20.

PASSING - Miami: Marino 40-19-2, 188 yards, 0 TDs; Huard 7-6-0, 75 yards, 1 TD.

New York: Lucas 38-22-0, 230 yards, 2 TDs.

RECEIVING - Miami: Pritchett 7-41; Green 4-73; Gadsden 4-57, 1 TD; Drayton 4-33; Konrad 3-29; Martin 2-12; Jacquet 1-18.

New York: Johnson 11-144, 2 TDs; Chrebet 3-42; Ward 2-13; Anderson 1-8; Green 1-8; Martin 1-8; Baxter 1-6; Early 1-5; Parmalee 1-(-4).

INTERCEPTIONS - Miami: None.

New York: Stoutmire 1-67 yards, 1 TD; Glenn 1-2 yards.

SACKS - Miami: Bowens 0.5; Owens 0.5.

New York: Farrior 1; Lewis 0.5; Phifer 0.5.

MISSED FIELD GOALS - Miami: None.

New York: Hall 47(WR).

GAME 14

DOLPHINS 12, CHARGERS 9
December 19, 1999

Pro Player Stadium
Miami, FL

John Carney's 36-yard field goal attempt with five seconds to play bounced off the left upright as the Dolphins held off the Chargers for a 12-9 victory at Pro Player Stadium. The win snapped Miami's three-game losing streak. The Dolphins notched the first of seven field goals on the day when Olindo Mare connected from 32 yards out, 7:41 into the game, capping a nine-play, 45-yard drive. The Chargers put together a ten-play, 82-yard drive that started at their own 13 but stalled at the Dolphins' five, forcing a John Carney 23-yard field goal on the first play of the second quarter. The Dolphins re-gained the lead with 5:28 to play in the first half on Mare's 21-yard field goal, which gave him 127 points on the year, surpassing Pete Stoyanovich as the Dolphins single-season leader for most points. The Chargers equaled the count once again, on a Carney 22-yard field goal, which occurred on the opening snap of the fourth quarter. That score was set up when Eric Hill stripped the ball from Hunter Goodwin and Greg Jackson recovered at the Dolphins' 34. For the second time in as many scoring drives, San Diego was inside Miami's 10-yard line

before being turned away from the goal line. San Diego took its first lead of the afternoon 4:49 into the final frame on Carney's third field goal of the game, from 31 yards away. The score came four plays after John Parrella forced the ball loose from Dan Marino and Raylee Johnson recovered, giving the Chargers a first-and-goal from the 4. But as they had done the two previous times San Diego penetrated Miami's 10-yard line, the Dolphins' defense stood tall, and kept the Chargers out of the end zone. A Daryl Gardener sack of Jim Harbaugh on second-and-goal from the five was the key play. Miami took over at the Chargers' 44 on their ensuing possession following a 31-yard kickoff return by Brock Marion and a 15-yard unnecessary roughness penalty. A nine-play, 32-yard drive led to a Mare 30-yard field goal to tie the score at nine apiece with 6:06 to play. Rich Owens stripped the ball from Harbaugh on the next play from scrimmage, and Marion recovered at the Chargers' 20. Mare's fourth field goal of the day, a 31-yarder with 3:22 remaining, occurred four plays after the turnover. It also was the 37th field goal of the year for Mare, tying John Kasay's NFL single-season record. San Diego got the ball back at their own 20 with 3:22 remaining in the game. They traveled 62 yards in 11 plays to the Dolphins' 18, as Harbaugh completed six of nine passes for 62 yards, including a pair to convert a third down. But Carney's 36-yard field goal attempt with five seconds to play hit the left upright. This game marked the first time in Jimmy Johnson's four seasons as Head Coach that the Dolphins won a game in which they had less than 25 rush attempts.

SAN DIEGO	0	3	0	6	-	9
MIAMI	3	3	0	6	-	12

TEAM	SCORE	DRIVE		QTR	CLOCK
		(Plays/Yards/Time)			
MIA	FG Mare 32	9/45/3:35		1	7:19
SD	FG Carney 23	10/82/4:24		2	14:57
MIA	FG Mare 21	8/74/4:36		2	5:28
SD	FG Carney 22	10/30/4:43		4	14:57
SD	FG Carney 31	4/-8/1:20		4	10:11
MIA	FG Mare 30	9/32/4:05		4	6:06
MIA	FG Mare 31	4/7/2:25		4	3:22

ATT. - 73,765

	SAN DIEGO	MIAMI
First Downs/Total-Rush-Pass-Penalty	13/1-10-2	11/1-10-0
Third Down Efficiency	7-19/36.8	2-13/15.4
Total Yards-Plays-Average	186-66-2.8	284-61-4.7
Rushes-Yards-Average	21-26-1.2	23-53-2.3
Net Yards Passing-Sacked-Yards Lost	160-5-18	231-2-10
Passes Attempted-Completed-Intercepted	40-20-0	36-22-0
Punts/Number-Average	9-46.2	7-38.4
Penalties/Number-Yards	4-40	11-106
Fumbles/Number-Lost	3-1	3-2
Time of Possession	29:19	30:41

INDIVIDUAL STATISTICS

RUSHING - Miami: Pritchett 15-38; Denson 5-13; Jacquet 1-4; Marino 2-(-2).

San Diego: Fletcher 5-12; Means 9-8; Harbaugh 2-6; Bynum 5-0.

PASSING - Miami: Marino 36-22-0, 241 yards, 0 TDs.

San Diego: Harbaugh 40-20-0, 178 yards, 0 TDs.

RECEIVING - Miami: Martin 8-86; Gadsden 4-83; Pritchett 3-22; Goodwin 2-17; Drayton 2-14; McDuffie 1-10; Green 1-7; Denson 1-2.

San Diego: Fletcher 9-66; Ricks 3-29; Jones 2-10; McCrary 2-4; Davis 1-26; Penn 1-24; Bynum 1-13; Graham 1-6.

INTERCEPTIONS - Miami: None.

San Diego: None.

SACKS - Miami: Gardener 2; Owens 1.5; Armstrong 1; Bromell 0.5.

San Diego: Hand 1; Parrella 1.

MISSED FIELD GOALS - Miami: None.

San Diego: Carney 36(WL).

GAME 15

JETS 38, DOLPHINS 31
December 27, 1999

Pro Player Stadium
Miami, FL

The Jets converted two interceptions into 14 points, which provided the deciding points in their 38-31 victory over the Dolphins on Monday Night Football at Pro Player Stadium. The Jets took the ball on the opening possession of the game and marched 65 yards in 12 plays, the final one being a four-yard TD pass from Ray Lucas to Keyshawn Johnson. The Dolphins took over at their own 45 following a 30-yard kickoff return by Brock Marion and 15-yard penalty on the Jets. Five plays later, J.J. Johnson busted loose for a 34-yard run to the Jets' one, leading to a one-yard TD pass from Dan Marino to Ed Perry on the next play.

New York re-gained the lead with seven seconds left in the first quarter on a John Hall 48-yard field goal, which capped a nine-play, 38-yard drive. The Dolphins drove to the Jets' four early in the second quarter, but on third down, Marcus Coleman stepped in front of a Marino pass and raced 98 yards the other way for a touchdown. It was the seventh interception return against the Dolphins in 1999, tying an NFL record. Miami responded with a ten-play, 62-yard drive that ended with a three-yard scoring pass from Marino to Stanley Pritchett. Marino completed five of his six passes, totaling 50 yards on the drive. The Dolphins took the ball on their initial series of the second half and embarked on a seven-play, 69-yard drive that ended with a 32-yard TD pass from Marino to Tony Martin on a flea-flicker, giving Miami its first lead of the night. On the Dolphins' next offensive series, Roman Phifer intercepted a Marino pass and returned it four yards to the Dolphins' one, leading to a Curtis Martin one-yard scoring run three plays later. The Dolphins took another four-point lead 1:28 into the fourth quarter on a J.J. Johnson one-yard scoring plunge, culminating a 14-play, 76-yard drive that used 8:29 of the clock. The Jets responded once again with a 50-yard TD strike from Lucas to Wayne Chrebet five plays afterward. After the Dolphins were stopped on three straight plays, O.J. Brigance forced the ball loose from Dedric Ward as he returned a punt, and Larry Izzo recovered at the Dolphins' 30. Miami could not capitalize, however, as Olindo Mare's 54-yard field goal attempt fell short. The Jets took over at their own 44 and on the next play from scrimmage, Lucas hit Ward in stride for a 56-yard TD completion. Olindo Mare's 37-yard field goal with 2:20 remaining that pulled the Dolphins to within seven points, was his 38th of the season, a new NFL single-season record for field goals. The Jets recovered the ensuing onside kick and were able to run out the final 2:20 of the clock. They sealed the outcome on a 12-yard pass from Lucas to Keyshawn Johnson on fourth-and-two from the Dolphins' 31.

N.Y. JETS	10	7	7	14	-	38
MIAMI	7	7	7	10	-	31

TEAM	SCORE	DRIVE			CLOCK
		(Plays/Yards/Time)	QTR	TIME	
NYJ	Johnson, 4 pass from Lucas (Hall kick)	12/65/6:44	1	8:16	
MIA	Perry, 1 pass from Marino (Mare kick)	6/55/2:39	1	5:37	
NYJ	FG Hall 48	9/38/5:30	1	0:07	
NYJ	Coleman, 98 interception return (Hall kick)		2	8:41	
MIA	Pritchett, 3 pass from Marino (Mare kick)	10/62/5:55	2	2:46	
MIA	Martin, 32 pass from Marino (Mare kick)	7/69/3:59	3	11:01	
NYJ	Martin, 1 run (Hall kick)	3/1/0:52	3	7:01	
MIA	Johnson, 1 run (Mare kick)	14/76/8:29	4	13:32	
NYJ	Chrebet, 50 pass from Lucas (Hall kick)	5/67/2:51	4	10:41	
NYJ	Ward, 56 pass from Lucas (Hall kick)	1/56/0:09	4	8:56	
MIA	FG Mare 37	11/55/2:08	4	2:20	

ATT. - 74,230

	NY. JETS	MIAMI
First Downs/Total-Rush-Pass-Penalty	16/8-7-1	25/6-18-1
Third Down Efficiency	5-11/45.5	6-15/40.0
Total Yards-Plays-Average	290-49-5.9	422-76-5.6
Rushes-Yards-Average	25-101-4.0	24-100-4.2
Net Yards Passing-Sacked-Yards Lost	189-1-1	322-0-0
Passes Attempted-Completed-Intercepted	23-11-0	52-29-3
Punts/Number-Average	4-39.5	3-36
Penalties/Number-Yards	5-44	4-28
Fumbles/Number-Lost	1-1	1-0
Time of Possession	24:32	35:28

INDIVIDUAL STATISTICS

RUSHING - Miami: Johnson 18-83, 1 TD; Pritchett 5-17; Marino 1-0.

New York: Martin 20-72, 1 TD; Anderson 2-15; Parmalee 1-12; Lucas 2-2.

PASSING - Miami: Marino 52-29-3, 322 yards, 3 TDs.

New York: Lucas 23-11-0, 190 yards, 3 TDs.

RECEIVING - Miami: McDuffie 7-79; Martin 6-102, 1 TD; Pritchett 4-36, 1 TD; Goodwin 3-14; Perry 3-8, 1 TD; Gadsden 2-53; Green 2-17; Johnson 1-9; Konrad 1-4.

New York: Chrebet 3-62, 1 TD; Johnson 3-29, 1 TD; Martin 2-25; Ward 1-56, 1 TD; Baxter 1-14; Anderson 1-4.

INTERCEPTIONS - Miami: None.

New York: Coleman 1-98 yards, 1 TD; Phifer 1-4 yards; Mickens 1-0 yards.

SACKS - Miami: Gardener 1.

New York: None.

MISSED FIELD GOALS - Miami: Mare 54(S).

New York: None.

GAME 16

REDSKINS 21, DOLPHINS 10
January 2, 2000

FedEx Field
Landover, MD

The Dolphins concluded their 1999 regular season with a 21-10 loss to the Washington Redskins at FedEx Field. Before the game even started, a Seattle loss to the New York Jets earlier in the day put Miami in the playoffs for the third straight season. The Dolphins made it to the Redskins' 45 on their first series of the game, but a Kevin McKenzie fumble following a reception ended the drive. Miami traveled to the Redskins' 15 on its following possession, but Mark McMillian intercepted a Dan Marino pass and returned it 24 yards to the Redskins' 32. From there, Washington traveled 36 yards to the Dolphins' 32, before Brett Conway's 51-yard field goal attempt with 1:33 left in the first quarter fell short. The Redskins got to the Dolphins' 28 early in the second quarter, but were stopped on fourth-and-1. A 41-yard pass interference penalty on the Dolphins gave the Redskins a first-and-goal from the eight on their next series, leading to a Skip Hicks eight-yard scoring run on the next play from scrimmage. The Dolphins posted their first points of the game with 2:29 remaining in the first half on an Olindo Mare 39-yard field goal, capping a six-play, 47-yard drive in which Autry Denson rushed for 26 yards. The Redskins opened an 11-point advantage on the initial possession of the third quarter on a 30-yard TD pass from Rodney Peete to Irving Fryar. One play earlier James Thrash broke loose for a 37-yard run on an end-around on the opening snap of the half. Washington took over at the Dolphins' 47 early in the fourth quarter after stopping Miami on downs. They embarked on an eight-play, 47-yard drive that used 4:31 of the clock and ended with a four-yard TD pass from Rodney Peete to Larry Centers with 6:25 to play in the contest. The key play as a 29-yard completion from Peete to Brian Mitchell to the Dolphins' 18. The Dolphins answered with their lone touchdown of the game, 3:16 later, on a four-yard scoring pass from Damon Huard to Oronde Gadsden, culminating a 15-play, 80-yard drive, in which Huard completed nine of 13 passes, totaling 70 yards.

MIAMI	0	3	0	7	-	10
WASHINGTON	0	7	7	7	-	21

TEAM	SCORE	DRIVE (Plays/Yards/Time)	QTR	CLOCK TIME
WASH	Hicks 8 run (Conway kick)	4/79/2:04	2	4:51
MIA	FG Mare 39	6/47/2:22	2	2:29
WASH	Fryar 30 pass from Peete (Conway kick)	2/67/0:54	3	14:06
WASH	Centers 4 pass from Peete (Conway kick)	8/47/4:31	4	6:25
MIA	Gadsden 4 pass from Huard (Mare kick)	15/80/3:16	4	3:09

ATT. - 78,106

	MIAMI	WASHINGTON
First Downs/Total-Rush-Pass-Penalty	25/8-16-1	18/5-10-3
Third Down Efficiency	8-19/42.1	2-10/20.0
Total Yards-Plays-Average	389-82-4.7	270-52-5.2
Rushes-Yards-Average	26-119-4.6	30-105-3.5
Net Yards Passing-Sacked-Yards Lost	270-3-10	165-2-9
Passes Attempted-Completed-Intercepted	53-29-2	20-13-0
Punts/Number-Average	4-46	6-43.8
Penalties/Number-Yards	6-88	3-25
Fumbles/Number-Lost	2-2	2-0
Time of Possession	34:28	25:32

INDIVIDUAL STATISTICS

RUSHING - Miami: Denson 21-80; Huard 2-22; Pritchett 2-15; Konrad 1-2.

Washington: Hicks 22-53, 1 TD; Thrash 1-37; Mitchell 4-16; Centers 1-1; Weldon 2-(-2).

PASSING - Miami: Marino 24-11-1, 118 yards, 0 TDs; Huard 29-18-1, 162 yards, 1 TD.

Washington: Johnson 11-7-0, 75 yards; Peete 9-6-0, 99 yards, 2 TDs.

RECEIVING - Miami: Konrad 10-68; Gadsden 9-114, 1 TD; Pritchett 3-32; Denson 3-26; McKenzie 2-18;

Green 1-13; Goodwin 1-9.

Washington: Centers 4-36, 1 TD; Westbrook 3-25; Alexander 2-38; Fryar 1-30, 1 TD; Mitchell 1-29;

Thrash 1-17; Hicks 1-(-1).

INTERCEPTIONS - Miami: None.

Washington: McMillian 2-49 yards.

SACKS - Miami: Surtain 2.

Washington: Boutte; Kalu; Lang.

MISSED FIELD GOALS - Miami: None.

Washington: Conway 51(S).

1999-2000 ROSTER MOVES

(Daily transactions from July 15, 1999, through the last day of the regular season, January 2, 2000, plus playoff and off-season moves)

Date	Player/Coach	Transaction	Terms
July 15	QB Jon Denton	Waived	
	G Derrick LeVake	Signed	1 Year
July 27	RB J.J. Johnson (DC #2a)	Signed	4 Years
	FB Rob Konrad (DC #2b)	Signed	4 Years
	C Grey Ruegamer (DC #3)	Signed	3 Years
	RB Cecil Collins (DC #5a)	Signed	3 Years
	P Brent Bartholomew (DC #6)	Signed	3 Years
	G Joe Wong (DC #7b)	Signed	3 Years
July 28	WR O.J. McDuffie	Signed Contract Extension	4 Years
	G Justin Glasgow	Waived	
	WR Todd Doxzon	Waived/Failed Physical	
July 30	LB O.J. Brigrance	Placed on Active/Physically Unable to Perform	
	LB Sammie Burroughs	Placed on Active/Physically Unable to Perform	
July 31	WR Oronde Gadsden	Re-Signed	1 Year
	DE Travis Darden	Waived	
	K Marshall Young	Waived	
Aug. 1	DT Dwaine Robinson	Signed	1 Year
Aug. 3	RB Tyrone Wheatley	Contract Terminated	
	S Marcus Wimberly	Waived	
	DE Barry Mitchell	Signed	1 Year
	DT Cedric White	Signed	1 Year
Aug. 4	LB Dixon Edwards	Contract Terminated	
Aug. 5	DE Barry Mitchell	Waived	
Aug. 6	LB Jimmy Clements	Signed	1 Year
	DT Cedric White	Waived	
Aug. 15	P Nick Gallery	Waived	
Aug. 16	DE Dimitrios Underwood	Claimed off Waivers from Minnesota	
	WR Kio Sanford	Signed	1 Year
Aug. 23	TE Rickey Brady	Waived	
	DT Shane Burton	Waived	
	WR Willie Green	Contract Terminated	
Aug. 25	LB O.J. Brigrance	Passed Physical - Activated off Active/PUP	
Aug. 27	FB Roosevelt Potts	Contract Terminated	
Aug. 30	WR Kevin McKenzie	Claimed off Waivers from Philadelphia	
Aug. 31	RB Juan Johnson	Waived	
	TE Frank Leatherwood	Waived	
	CB Emmanuel McDaniel	Waived	
	G O'Lester Pope	Waived	
	G Mike Sheldon	Waived	
	LB Derik Stevenson	Waived	
	DT Dwaine Robinson	Waived/Injury Settlement	
	WR Robert Baker	Placed on Injured Reserve (knee)	
	T Joe Wong	Placed on Injured Reserve (knee)	
	LB Sammie Burroughs	Placed on Reserve/PUP (back)	
Sept. 3	QB Craig Erickson	Contract Terminated	
Sept. 4	T Richmond Webb	Signed Tender for Franchise Player	1 Year
	LB Jimmy Clements	Waived	
	G Derrick LeVake	Waived	
	T Thomas Rayam	Waived	
	FB Jamie Reader	Waived	
	T Barry Stokes	Waived	
	DT Barron Tanner	Traded to Washington for an Undisclosed Draft Choice	
Sept. 5	RB Bernie Parmalee	Contract Terminated	
	FB Kantroy Barber	Waived	
	QB Dan Gonzalez	Waived	
	WR Nate Jacquet	Waived	
	LB Bryan Jones	Waived	
	WR Kevin McKenzie	Waived	
	WR Derrick Steagall	Waived	
	S Brian Walker	Waived	
	WR Kio Sanford	Placed on Injured Reserve (knee)	
	DT Walter Scott	Placed on Injured Reserve (knee)	
	WR Lamar Thomas	Placed on Injured Reserve (shoulder)	
Sept. 6	QB Jim Druckenmiller	Acquired from San Francisco for a 7th round Draft Choice	

Date	Player/Coach	Transaction	Terms
Sept. 7	S Rayna Stewart	Waived	
	FB Kantroy Barber	Signed to Practice Squad	
	WR Kevin McKenzie	Signed to Practice Squad	
	G O'Lester Pope	Signed to Practice Squad	
	WR Derrick Steagall	Signed to Practice Squad	
Sept. 8	TE Frank Leatherwood	Signed to Practice Squad	
Sept. 17	WR Derrick Steagall	Terminated off Practice Squad	
Sept. 21	WR Marcus Nash	Acquired from Denver in exchange for John Avery	
Sept. 27	P Brent Bartholomew	Placed on Injured Reserve (knee)	
	P Tom Hutton	Signed	
	WR Rondel Menendez	Signed to Practice Squad	
Sept. 28	WR Marcus Nash	Waived	
	DE Dimitrius Underwood	Placed on Reserve/NFI	
Oct. 6	T Mike Sheldon	Signed	
Oct. 8	WR Nate Jacquet	Signed	
Oct. 18	T Mike Sheldon	Waived	
	WR Roell Preston	Signed	
Oct. 19	RB Karim Abdul-Jabbar	Traded to Cleveland for a 2000 6th-round draft choice and a conditional 2000 5th-round draft choice	
		Activated to 53-man roster from Practice Squad	
	FB Kantroy Barber	Waived	
	WR Larry Shannon	Signed	
Oct. 20	RB Autry Denson	Signed to Practice Squad	
	WR Larry Shannon	Waived	
Oct. 26	WR Roell Preston	Signed	
Oct. 27	QB Scott Zolak	Signed to Practice Squad	
	G Ben Adams	Placed on Injured Reserve (knee)	
Nov. 2	G John Bock	Signed	
	T Mike Sheldon	Placed on Injured Reserve (neck)	
Nov. 29	FB Kantroy Barber	Signed	
	RB Brian Edwards	Signed Contract Extension	2 Years
Dec. 3	QB Damon Huard	Signed Contract Extension	1 Year
Dec. 17	QB Scott Zolak	Released	
	DE Dimitrius Underwood	Granted roster exemption by NFL	
Dec. 23	RB Cecil Collins	Signed to 53-man roster from Practice Squad	
Dec. 29	WR Kevin McKenzie	Signed to Practice Squad	
	P Chris Hanson	Released off Practice Squad	
Dec. 31	P Chris Hanson	Signed to Practice Squad	
Jan. 5	RB Marlon Barnes		

OFF-SEASON MOVES

Jan. 16	Jimmy Johnson	Retires as Head Coach	
	Dave Wannstedt	Named Head Coach	3 Years
	Kippy Brown	Released from Coaching Staff	
	Rich McGeorge	Released from Coaching Staff	
	Larry Seiple	Released from Coaching Staff	
Jan. 21	Cary Godette	Released from Coaching Staff	
	George Hill	Released from Coaching Staff	
Jan. 24	Jim Bates	Named Defensive Coordinator	
	Clarence Brooks	Named Defensive Line Coach	
Feb. 1	Chan Gailey	Named Offensive Coordinator	
	Randy Shannon	Named Linebackers Coach	
Feb. 7	Mike Shula	Named Quarterbacks Coach	
	Judd Garrett	Named Offensive Assistant	
	Robert Nunn	Named Defensive Assistant	
Feb. 8	T Mike Sheldon	Re-Signed	2 Years
	RB Cecil Collins	Waived	
	G Ben Adams	Signed	
	RB Curtis Alexander	Signed	
	P Chris Hanson	Signed	
	TE Frank Leatherwood	Signed	
	G O'Lester Pope	Signed	
Feb. 10	QB Dan Marino	Player Voided Contract	
	TE Troy Drayton	Released	
Feb. 11	T Richmond Webb	Named "Franchise" Player	
	WR Nate Jacquet	Tendered Qualifying Offer as a Restricted Free Agent	
	K Olindo Mare	Tendered Qualifying Offer as a Restricted Free Agent	
	TE Ed Perry	Tendered Qualifying Offer as a Restricted Free Agent	
	LB Derrick Rodgers	Tendered Qualifying Offer as a Restricted Free Agent	
	T Brent Smith	Tendered Qualifying Offer as a Restricted Free Agent	
	DE Jason Taylor	Tendered Qualifying Offer as a Restricted Free Agent	
	WR Robert Baker	Tendered Qualifying Offer as an Exclusive Rights Free Agent	

Date	Player/Coach	Transaction	Terms
Feb. 11	RB Autry Denson	Tendered Qualifying Offer as an Exclusive Rights	Free Agent
	G Mark Dixon	Tendered Qualifying Offer as an Exclusive Rights	Free Agent
	WR Oronde Gadsden	Tendered Qualifying Offer as an Exclusive Rights	Free Agent
	CB Ray Hill	Tendered Qualifying Offer as an Exclusive Rights	Free Agent
Feb. 16	S Brian Walker	Signed as Unrestricted Free Agent from Seattle	2 Years
	S Kelvin Sigler	Signed	
	WR Corey Thomas	Signed	
	WR Todd Doxzon	Signed	
Feb. 17	QB Jay Fiedler	Signed as Unrestricted Free Agent from Jacksonville	3 Years
	C Ryan Tucker	Signed to Offer Sheet as Rest. Free Agent from St. Louis	3 Years
	FB Kantray Barber	Waived/Failed Physical	
Feb. 18	LB Anthony Harris	Released	
Feb. 23	WR Tony Hamler	Signed	
	S Orlando Steinauer	Signed	
Feb. 24	C Tim Ruddy	Re-Signed	5 Years
Feb. 25	G Kevin Gogan	Contract Terminated	
	C Ryan Tucker	St. Louis matched Offer Sheet as Restricted Free Agent	3 Years
Feb. 29	LB Scott Galyon	Signed as Unrestricted Free Agent from N.Y. Giants	3 Years
	G Heath Irwin	Signed as Unrestricted Free Agent from New England	4 Years
Mar. 2	T Richmond Webb	Accepted Franchise tender	1 Year
	G John Bock	Re-Signed	1 Year
	DT Jermaine Haley	Signed	3 Years
Mar. 7	RB Thurman Thomas	Signed	3 Years
Mar. 9	P Matt Turk	Acquired from Washington for a 7th-round DC in 2001	
Mar. 13	QB Dan Marino	Announced Retirement	
Mar. 20	RB Lamar Smith	Signed	2 Years
Mar. 21	TE Rich O'Donnell	Signed	2 Years
Mar. 22	S Calvin Jackson	Re-Signed	2 Years
Mar. 23	T Willie Jones	Signed	2 Years
	LB Twan Russell	Signed	1 Year
Apr. 16	P Brent Bartholomew	Traded to Chicago for a 2000 7th-round draft choice (232nd overall) and a 2001 7th-round draft choice	
Apr. 25	DE Jason Taylor	Re-Signed	1 Year
	CB Trent Gamble	Signed as a College Free Agent	
	G Jason Grain	Signed as a College Free Agent	
	LB Tommy Hendricks	Signed as a College Free Agent	
	G Steve Herndon	Signed as a College Free Agent	
	FB Elmer Hickman	Signed as a College Free Agent	
	TE Carlos Nuno	Signed as a College Free Agent	
	DE Adewale Ogunleye	Signed as a College Free Agent	
	LB Kyle Shipley	Signed as a College Free Agent	
	LB Jeff Snedegar	Signed as a College Free Agent	
	WR Quinton Spotwood	Signed as a College Free Agent	
	K Jay Taylor	Signed as a College Free Agent	
	LB Scott Zimmerman	Signed as a College Free Agent	
Apr. 27	DE Rameel Connor	Signed as a College Free Agent	
	DT Damian Gregory	Signed as a College Free Agent	
	FB Peter Sylvester	Signed as a College Free Agent	
Apr. 28	WR Nate Jacquet	Re-Signed	1 Year
	TE Ed Perry	Re-Signed	1 Year
	LB Derrick Rodgers	Re-Signed	1 Year
	G Jason Grain	Waived/Failed Physical	
	FB Elmer Hickman	Waived/Failed Physical	
May 2	WR Bert Emanuel	Signed	1 Year
May 3	Rick Spielman	Named Vice President-Player Personnel	
May 5	CB Ray Hill	Re-Signed	1 Year
	WR Damon Savage	Signed as a College Free Agent	
May 12	TE Terrance Huston	Signed	
	FB Teddy Salters	Signed	
	Tom Heckert, Jr.	Named Director of Pro Personnel	
	Chris Grier	Hired as Scout	
	Anthony Hunt	Hired as Scout	
	Johnathon Stigall	Hired as Scout	
	Nate Sullivan	Named Assistant Pro Scout	
May 16	TE Hayward Clay	Signed	
May 18	Robert Bass	Named Director of Player Programs	
May 22	TE Rich O'Donnell	Released	
	QB Scott Zolak	Released	
May 23	QB Mike Quinn	Signed	1 Year
May 30	WR Robert Baker	Re-Signed	1 Year
	RB Autry Denson	Re-Signed	1 Year
June 2	G Kevin Donnalley	Released	

Date	Player/Coach	Transaction	Terms
June 2	FB Deon Dyer (DC#4)	Signed	3 Years
June 6	G Mark Dixon	Re-Signed	3 Years
June 13	G Kevin Donnalley	Re-Signed	1 Year
	CB Terrance Shaw	Signed	1 Year
June 14	K Olindo Mare	Re-Signed	1 Year
	WR Yatil Green	Waived	
June 15	T James Brown	Released	
	WR Tony Hamler	Waived	
June 19	WR Leslie Shepherd	Signed	1 Year
June 21	CB Sam Madison	Signed Contract Extension	7 Years
	T Keno Hills	Signed	1 Year

DOLPHINS VS. THE NFL

(Records include post-season games)

MIAMI 8, ARIZONA 0

(formerly St. Louis, Phoenix)

11/27/72 - at Miami 31, St. Louis 10
 11/24/77 - Miami 55, at St. Louis 14
 10/1/78 - at Miami 24, St. Louis 10
 9/6/81 - Miami 20, at St. Louis 7
 9/30/84 - Miami 36, at St. Louis 28
 11/4/90 - at Miami 23, Phoenix 3
 9/8/96 - Miami 38, at Arizona 10
 9/19/99 - at Miami 19, Arizona 16

MIAMI 6, ATLANTA 2

11/30/70 - Miami 20, at Atlanta 7
 11/3/74 - at Miami 42, Atlanta 7
 9/21/80 - Miami 20, at Atlanta 17
 12/10/83 - at Miami 31, Atlanta 24
 11/30/86 - Atlanta 20, at Miami 14
 10/11/92 - at Miami 21, Atlanta 17
 12/3/95 - at Miami 21, Atlanta 20
 12/27/98 - at Atlanta 38, Miami 16

MIAMI 1, BALTIMORE 0

10/19/97 - Miami 24, at Baltimore 13

MIAMI 43, BUFFALO 28 (1 tie)

9/18/66 - at Buffalo 58, Miami 24
 11/6/66 - Buffalo 29, at Miami 0
 11/5/67 - at Buffalo 35, Miami 13
 11/26/67 - at Miami 17, Buffalo 14
 10/12/68 - at Miami 14, Buffalo 14 (tie)
 11/10/68 - Miami 21, at Buffalo 17
 10/26/69 - at Miami 24, Buffalo 6
 11/16/69 - at Buffalo 28, Miami 3
 10/18/70 - Miami 33, at Buffalo 14
 12/20/70 - at Miami 45, Buffalo 7
 9/26/71 - Miami 29, at Buffalo 14
 11/7/71 - at Miami 34, Buffalo 0
 10/22/72 - at Miami 24, Buffalo 23
 11/5/72 - Miami 30, at Buffalo 16
 10/21/73 - at Miami 27, Buffalo 6
 11/18/73 - Miami 17, at Buffalo 0
 9/22/74 - Miami 24, at Buffalo 16
 11/17/74 - at Miami 35, Buffalo 28
 10/26/75 - Miami 35, at Buffalo 30
 12/7/75 - at Miami 31, Buffalo 21
 9/13/76 - Miami 30, at Buffalo 21
 12/5/76 - at Miami 45, Buffalo 27

9/18/77 - Miami 13, at Buffalo 0
 12/17/77 - at Miami 31, Buffalo 14
 9/17/78 - at Miami 31, Buffalo 24
 11/12/78 - Miami 25, at Buffalo 24
 9/2/79 - Miami 9, at Buffalo 7
 10/14/79 - at Miami 17, Buffalo 7
 9/7/80 - at Buffalo 17, Miami 7
 10/19/80 - at Miami 17, Buffalo 14
 10/21/81 - at Buffalo 31, Miami 21
 12/19/81 - at Miami 16, Buffalo 6
 11/21/82 - Miami 9, at Buffalo 7
 12/27/82 - at Miami 27, Buffalo 10
 9/4/83 - Miami 12, at Buffalo 0
 10/9/83 - Buffalo 38, at Miami 35 (ot)
 9/17/84 - Miami 21, at Buffalo 17
 10/28/84 - at Miami 38, Buffalo 7
 11/24/85 - Miami 23, at Buffalo 14
 12/22/85 - at Miami 28, Buffalo 0
 10/12/86 - at Miami 27, Buffalo 14
 11/16/86 - Miami 34, at Buffalo 24
 10/25/87 - Buffalo 34, at Miami 31 (ot)
 11/29/87 - at Buffalo 27, Miami 0
 9/11/88 - at Buffalo 9, Miami 6
 11/14/88 - Buffalo 31, at Miami 6
 9/10/89 - Buffalo 27, at Miami 24
 10/29/89 - at Buffalo 31, Miami 17
 9/16/90 - at Miami 30, Buffalo 7
 12/23/90 - at Buffalo 24, Miami 14
 1/12/91 - *at Buffalo 44, Miami 34
 9/1/91 - at Buffalo 35, Miami 31
 11/18/91 - Buffalo 41, at Miami 27
 10/4/92 - Miami 37, at Buffalo 10
 11/16/92 - Buffalo 26, at Miami 20
 1/17/93 - **Buffalo 29, at Miami 10
 9/26/93 - Miami 22, at Buffalo 13
 12/19/93 - Buffalo 47, at Miami 34
 10/9/94 - at Buffalo 21, Miami 11
 12/4/94 - Buffalo 42, at Miami 31
 10/29/95 - at Miami 23, Buffalo 6
 12/17/95 - at Buffalo 23, Miami 20
 12/30/95 - *at Buffalo 37, Miami 22
 10/13/96 - Miami 21, at Buffalo 7
 12/16/96 - at Miami 16, Buffalo 14
 11/2/97 - at Buffalo 9, Miami 6
 11/17/97 - at Miami 30, Buffalo 13
 9/13/98 - at Miami 13, Buffalo 7
 11/1/98 - at Buffalo 30, Miami 24
 1/2/99 - *at Miami 24, Buffalo 17
 10/4/99 - Buffalo 23, at Miami 18
 11/14/99 - at Buffalo 23, Miami 3

MIAMI 1, CAROLINA 0

11/15/98 – Miami 13, at Carolina 9

MIAMI 5, CHICAGO 3

11/29/71 – at Miami 34, Chicago 3
11/2/75 – Miami 46, at Chicago 13
9/23/79 – at Miami 31, Chicago 16
12/2/85 – at Miami 38, Chicago 24
9/4/88 – at Chicago 34, Miami 7
11/24/91 – Miami 16, at Chicago 13 (ot)
11/13/94 – Chicago 17, at Miami 14
10/27/97 – Chicago 36, at Miami 33 (ot)

MIAMI 12, CINCINNATI 3

10/20/68 – Miami 24, at Cincinnati 22
11/17/68 – Cincinnati 38, at Miami 21
9/14/69 – at Cincinnati 27, Miami 21
10/10/71 – Miami 23, at Cincinnati 13
12/23/73 – *at Miami 34, Cincinnati 16
12/2/74 – at Miami 24, Cincinnati 3
11/20/77 – at Cincinnati 23, Miami 17
10/9/78 – at Miami 21, Cincinnati 0
9/14/80 – at Miami 17, Cincinnati 16
11/28/83 – at Miami 38, Cincinnati 14
11/8/87 – Miami 20, at Cincinnati 14
10/15/89 – Miami 20, at Cincinnati 13
12/9/91 – at Miami 37, Cincinnati 13
10/2/94 – Miami 23, at Cincinnati 7
10/1/95 – Miami 26, at Cincinnati 23

MIAMI 8, CLEVELAND 4

10/25/70 – Cleveland 28, at Miami 0
12/24/72 – *at Miami 20, Cleveland 14
10/15/73 – Miami 17, at Cleveland 9
11/28/76 – at Cleveland 17, Miami 13
11/18/79 – at Cleveland 30, Miami 24 (ot)
1/4/86 – *at Miami 24, Cleveland 21
11/10/86 – at Cleveland 26, Miami 16
12/12/88 – at Miami 38, Cleveland 31
10/8/89 – at Miami 13, Cleveland 10 (ot)
11/25/90 – Miami 30, at Cleveland 13
9/14/92 – Miami 27, at Cleveland 23
10/10/93 – Miami 24, at Cleveland 14

MIAMI 6, DALLAS 4

1/16/72 – ***Dallas 24, Miami 3
11/22/73 – Miami 14, at Dallas 7
11/5/78 – at Miami 23, Dallas 16
10/25/81 – at Dallas 28, Miami 27
12/17/84 – at Miami 28, Dallas 21
11/22/87 – Miami 20, at Dallas 14
11/19/89 – Miami 17, at Dallas 14
11/25/93 – Miami 16, at Dallas 14
10/27/96 – Dallas 29, at Miami 10
11/25/99 – at Dallas 20, Miami 0

MIAMI 7, DENVER 3 (1 tie)

10/16/66 – at Miami 24, Denver 7
12/4/66 – at Denver 17, Miami 7
9/17/67 – at Miami 35, Denver 21
10/27/68 – at Denver 21, Miami 14
12/7/69 – at Miami 27, Denver 24
9/19/71 – Miami 10, at Denver 10 (tie)
12/20/75 – at Miami 14, Denver 13
9/29/85 – Miami 30, at Denver 26
12/21/98 – at Miami 31, Denver 21
1/9/99 – *at Denver 38, Miami 3
9/13/99 – Miami 38, at Denver 21

MIAMI 4, DETROIT 2

12/15/73 – at Miami 34, Detroit 7
12/9/79 – Miami 28, at Detroit 10
10/27/85 – at Detroit 31, Miami 21
9/15/91 – at Detroit 17, Miami 13
12/25/94 – at Miami 27, Detroit 20
12/7/97 – at Miami 33, Detroit 30

MIAMI 8, GREEN BAY 1

12/19/71 – at Miami 27, Green Bay 6
10/5/75 – Miami 31, at Green Bay 7
10/28/79 – at Miami 27, Green Bay 7
12/8/85 – Miami 34, at Green Bay 24
9/18/88 – at Miami 24, Green Bay 17
10/22/89 – at Miami 23, Green Bay 20
9/22/91 – at Miami 16, Green Bay 13
9/11/94 – Miami 24, at Green Bay 14 (at Mil.)
9/14/97 – at Green Bay 23, Miami 18

MIAMI 41, INDIANAPOLIS 20

(formerly Baltimore)

11/1/70 – at Baltimore 35, Miami 0
11/22/70 – at Miami 34, Baltimore 17
11/21/71 – at Miami 17, Baltimore 14
12/11/71 – at Baltimore 14, Miami 3
1/2/72 – **at Miami 21, Baltimore 0
10/29/72 – Miami 23, at Baltimore 0
12/16/72 – at Miami 16, Baltimore 0
11/11/73 – at Miami 44, Baltimore 0
12/9/73 – at Baltimore 16, Miami 3
10/27/74 – at Miami 17, Baltimore 7
12/8/74 – Miami 17, at Baltimore 16
11/23/75 – Baltimore 33, at Miami 17
12/14/75 – at Baltimore 10, Miami 7 (ot)
10/10/76 – at Baltimore 28, Miami 14
11/22/76 – Baltimore 17, at Miami 16
10/9/77 – at Baltimore 45, Miami 28
12/5/77 – at Miami 17, Baltimore 6
9/10/78 – Miami 42, at Baltimore 0
10/29/78 – at Miami 26, Baltimore 8
11/11/79 – at Miami 19, Baltimore 0
11/25/79 – Miami 28, at Baltimore 24
10/5/80 – Baltimore 30, at Miami 17
12/14/80 – Miami 24, at Baltimore 14
9/27/81 – Miami 31, at Baltimore 28
11/1/81 – at Miami 27, Baltimore 10
9/19/82 – at Miami 24, Baltimore 20
1/2/83 – Miami 34, at Baltimore 7
10/23/83 – Miami 21, at Baltimore 7
11/20/83 – at Miami 37, Baltimore 0
9/23/84 – at Miami 44, Indianapolis 7
12/9/84 – Miami 35, at Indianapolis 17
9/15/85 – at Miami 30, Indianapolis 13
11/17/85 – Miami 34, at Indianapolis 20
9/14/86 – at Miami 30, Indianapolis 10
10/26/86 – Miami 17, at Indianapolis 13
9/20/87 – Miami 23, at Indianapolis 10
11/15/87 – Indianapolis 40, at Miami 21
9/25/88 – at Indianapolis 15, Miami 13
12/4/88 – Indianapolis 31, at Miami 28
11/5/89 – at Miami 19, Indianapolis 13
12/17/89 – at Indianapolis 42, Miami 13
10/28/90 – Miami 27, at Indianapolis 7
12/30/90 – at Miami 23, Indianapolis 17
9/8/91 – at Miami 17, Indianapolis 6
11/3/91 – Miami 10, at Indianapolis 6
10/25/92 – Indianapolis 31, at Miami 20
11/8/92 – Miami 28, at Indianapolis 0

9/5/93 – Miami 24, at Indianapolis 20
 10/24/93 – at Miami 41, Indianapolis 27
 11/6/94 – at Miami 22, Indianapolis 21
 12/18/94 – at Indianapolis 10, Miami 6
 10/8/95 – Indianapolis 27, at Miami 24 (ot)
 11/26/95 – at Indianapolis 36, Miami 28
 9/23/96 – at Indianapolis 10, Miami 6
 11/10/96 – at Miami 37, Indianapolis 10
 8/31/97 – at Miami 16, Indianapolis 10
 12/14/97 – at Indianapolis 41, Miami 0
 9/6/98 – Miami 24, at Indianapolis 15
 11/8/98 – at Miami 27, Indianapolis 14
 10/10/99 – Miami 34, at Indianapolis 31
 12/5/99 – Indianapolis 37, at Miami 34

JACKSONVILLE 2, MIAMI 0

10/12/98 – at Jacksonville 28, Miami 21
 1/15/00 – *at Jacksonville 62, Miami 7

MIAMI 13, KANSAS CITY 10

11/13/66 – at Kansas City 34, Miami 16
 12/11/66 – Kansas City 19, at Miami 18
 9/24/67 – Kansas City 24, at Miami 0
 10/8/67 – at Kansas City 41, Miami 0
 9/28/68 – Kansas City 48, at Miami 3
 10/19/69 – at Kansas City 17, Miami 10
 12/25/71 – *Miami 27, at Kansas City 24 (2ot)
 9/17/72 – Miami 20, at Kansas City 10
 10/20/74 – at Miami 9, Kansas City 3
 10/17/76 – Kansas City 20, at Miami 17(ot)
 12/13/81 – Miami 17, at Kansas City 7
 9/25/83 – at Miami 14, Kansas City 6
 9/22/85 – at Miami 31, Kansas City 0
 10/11/87 – at Miami 42, Kansas City 0
 12/3/89 – at Kansas City 26, Miami 21
 12/24/89 – Kansas City 27, at Miami 24
 1/5/91 – *at Miami 17, Kansas City 16
 10/13/91 – at Kansas City 42, Miami 7
 10/31/93 – at Miami 30, Kansas City 10
 12/12/94 – at Miami 45, Kansas City 28
 12/31/94 – *at Miami 27, Kansas City 17
 12/11/95 – at Miami 13, Kansas City 6
 10/5/97 – at Miami 17, Kansas City 14

MIAMI 5, MINNESOTA 2

10/1/72 – Miami 16, at Minnesota 14
 1/13/74 – ***Miami 24, Minnesota 7
 12/11/76 – Minnesota 29, at Miami 7
 9/16/79 – Miami 27, at Minnesota 12
 12/5/82 – at Miami 22, Minnesota 14
 10/2/88 – at Miami 24, Minnesota 7
 9/25/94 – at Minnesota 38, Miami 35

MIAMI 41, NEW ENGLAND 28

(formerly Boston)

11/27/66 – Boston 20, at Miami 14
 10/15/67 – at Boston 41, Miami 10
 12/17/67 – at Miami 41, Boston 32
 11/24/68 – Miami 34, at Boston 10
 12/8/68 – at Miami 38, Boston 7
 11/9/69 – Miami 17, at Boston 16
 11/30/69 – Boston 38, Miami 23 (at Tampa)
 9/20/70 – at Boston 27, Miami 14
 12/6/70 – at Miami 37, Boston 20
 10/17/71 – at Miami 41, New England 3
 12/5/71 – at New England 34, Miami 13
 11/12/72 – at Miami 52, New England 0
 12/3/72 – Miami 37, at New England 21

9/30/73 – at Miami 44, New England 23
 10/28/73 – Miami 30, at New England 14
 9/15/74 – at New England 34, Miami 24
 12/15/74 – at Miami 34, New England 27
 9/28/75 – Miami 22, at New England 14
 12/1/75 – at Miami 20, New England 7
 9/19/76 – at New England 30, Miami 14
 10/31/76 – at Miami 10, New England 3
 11/13/77 – at Miami 17, New England 5
 12/11/77 – at New England 14, Miami 10
 10/22/78 – at New England 33, Miami 24
 12/18/78 – at Miami 23, New England 3
 10/21/79 – at New England 28, Miami 13
 11/29/79 – at Miami 39, New England 24
 10/12/80 – at New England 34, Miami 0
 12/8/80 – at Miami 16, New England 13 (ot)
 11/8/81 – Miami 30, at New England 27 (ot)
 12/6/81 – at Miami 24, New England 14
 12/12/82 – at New England 3, Miami 0
 1/8/83 – *at Miami 28, New England 13
 9/11/83 – at Miami 34, New England 24
 11/13/83 – at New England 17, Miami 6
 9/9/84 – at Miami 28, New England 7
 10/21/84 – Miami 44, at New England 24
 11/3/85 – at New England 17, Miami 13
 12/16/85 – at Miami 30, New England 27
 1/12/86 – **New England 31, at Miami 14
 10/5/86 – at New England 34, Miami 7
 12/22/86 – New England 34, at Miami 27
 9/13/87 – at New England 28, Miami 21
 12/28/87 – New England 24, at Miami 10
 11/6/88 – at New England 21, Miami 10
 11/20/88 – New England 6, at Miami 3
 9/17/89 – Miami 24, at New England 10
 12/10/89 – at Miami 31, New England 10
 9/9/90 – Miami 27, at New England 24
 10/18/90 – at Miami 17, New England 10
 10/6/91 – Miami 20, at New England 10
 11/10/91 – at Miami 30, New England 20
 10/18/92 – at Miami 38, New England 17
 12/27/92 – Miami 16, at New England 13 (ot)
 11/21/93 – at Miami 17, New England 13
 1/2/94 – at New England 33, Miami 27 (ot)
 9/4/94 – at Miami 39, New England 35
 10/30/94 – Miami 23, at New England 3
 9/10/95 – Miami 20, at New England 3
 11/12/95 – New England 34, at Miami 17
 9/1/96 – at Miami 24, New England 10
 11/3/96 – at New England 42, Miami 23
 11/23/97 – at New England 27, Miami 24
 12/22/97 – New England 14, at Miami 12
 12/28/97 – *at New England 17, Miami 3
 10/25/98 – at Miami 12, New England 9 (ot)
 11/23/98 – at New England 26, Miami 23
 10/17/99 – Miami 31, at New England 30
 11/21/99 – at Miami 27, New England 17

MIAMI 5, NEW ORLEANS 3

11/15/70 – at Miami 21, New Orleans 10
 11/10/74 – Miami 21, at New Orleans 0
 9/28/80 – at Miami 21, New Orleans 16
 10/2/83 – at New Orleans 17, Miami 7
 12/7/86 – Miami 31, at New Orleans 27
 11/29/92 – at New Orleans 24, Miami 13
 10/15/95 – at New Orleans 33, Miami 30
 11/29/98 – at Miami 30, New Orleans 10

N.Y. GIANTS 3, MIAMI 1

12/10/72 – Miami 23, at N.Y. Giants 13

9/23/90 – at N.Y. Giants 20, Miami 3
 12/5/93 – N.Y. Giants 19, at Miami 14
 12/8/96 – N.Y. Giants 17, at Miami 7

MIAMI 35, N.Y. JETS 33 (1 tie)

9/9/66 – N.Y. Jets 19, at Miami 14
 11/20/66 – at N.Y. Jets 30, Miami 13
 10/1/67 – at N.Y. Jets 29, Miami 7
 10/22/67 – N.Y. Jets 33, at Miami 14
 12/1/68 – at N.Y. Jets 35, Miami 17
 12/15/68 – N.Y. Jets 31, at Miami 7
 11/2/69 – at N.Y. Jets 34, Miami 31
 12/14/69 – N.Y. Jets 27, at Miami 9
 10/10/70 – Miami 20, at N.Y. Jets 6
 12/13/70 – at Miami 16, N.Y. Jets 10
 10/3/71 – N.Y. Jets 14, at Miami 10
 10/24/71 – Miami 30, at N.Y. Jets 14
 10/8/72 – Miami 27, at N.Y. Jets 17
 11/19/72 – at Miami 28, N.Y. Jets 24
 10/7/73 – at Miami 31, N.Y. Jets 3
 11/4/73 – Miami 24, at N.Y. Jets 14
 10/7/74 – at Miami 21, N.Y. Jets 17
 11/24/74 – at N.Y. Jets 17, Miami 14
 10/19/75 – Miami 43, at N.Y. Jets 0
 11/9/75 – at Miami 27, N.Y. Jets 7
 9/26/76 – at Miami 16, N.Y. Jets 0
 11/7/76 – Miami 27, at N.Y. Jets 7
 10/16/77 – at Miami 21, N.Y. Jets 17
 11/6/77 – Miami 14, at N.Y. Jets 10
 9/3/78 – at N.Y. Jets 33, Miami 20
 11/26/78 – N.Y. Jets 24, at Miami 13
 9/30/79 – at N.Y. Jets 33, Miami 27
 12/15/79 – N.Y. Jets 27, at Miami 24
 10/27/80 – at N.Y. Jets 17, Miami 14
 12/20/80 – N.Y. Jets 24, at Miami 17
 10/4/81 – at Miami 28, N.Y. Jets 28 (tie)
 11/22/81 – at N.Y. Jets 16, Miami 15
 9/12/82 – Miami 45, at N.Y. Jets 28
 12/18/82 – at Miami 20, N.Y. Jets 19
 1/23/83 – **at Miami 14, N.Y. Jets 0
 10/16/83 – Miami 32, at N.Y. Jets 14
 12/16/83 – at Miami 34, N.Y. Jets 14
 11/4/84 – Miami 31, at N.Y. Jets 17
 11/26/84 – at Miami 28, N.Y. Jets 17
 10/14/85 – at N.Y. Jets 23, Miami 7
 11/10/85 – at Miami 21, N.Y. Jets 17
 9/21/86 – at N.Y. Jets 51, Miami 45 (ot)
 11/24/86 – at Miami 45, N.Y. Jets 3
 10/18/87 – at N.Y. Jets 37, Miami 31 (ot)
 12/7/87 – at Miami 37, N.Y. Jets 28
 10/23/88 – N.Y. Jets 44, at Miami 30
 11/27/88 – at N.Y. Jets 38, Miami 34
 9/24/89 – N.Y. Jets 40, at Miami 33
 11/12/89 – Miami 31, at N.Y. Jets 23
 10/7/90 – at Miami 20, N.Y. Jets 16
 11/11/90 – Miami 17, at N.Y. Jets 3
 9/29/91 – at N.Y. Jets 43, Miami 23
 12/22/91 – N.Y. Jets 23, at Miami 20 (ot)
 11/1/92 – at N.Y. Jets 26, Miami 14
 12/20/92 – at Miami 19, N.Y. Jets 17
 9/12/93 – N.Y. Jets 24, at Miami 14
 11/7/93 – at N.Y. Jets 27, Miami 10
 9/18/94 – at Miami 28, N.Y. Jets 14
 11/27/94 – Miami 28, at N.Y. Jets 24
 9/3/95 – at Miami 52, N.Y. Jets 14
 10/22/95 – at N.Y. Jets 17, Miami 16
 9/15/96 – at Miami 36, N.Y. Jets 27
 12/22/96 – Miami 31, at N.Y. Jets 28
 10/12/97 – Miami 31, at N.Y. Jets 20
 11/9/97 – at Miami 24, N.Y. Jets 17
 10/4/98 – at N.Y. Jets 20, Miami 9

12/13/98 – N.Y. Jets 21, at Miami 16
 12/12/99 – at N.Y. Jets 28, Miami 20
 12/27/99 – N.Y. Jets 38, at Miami 31

OAKLAND 17, MIAMI 9 (1 tie)

(formerly Los Angeles)

9/2/66 – Oakland 23, at Miami 14
 10/9/66 – at Oakland 21, Miami 10
 11/19/67 – at Oakland 31, Miami 17
 9/21/68 – Oakland 47, at Miami 21
 9/20/69 – at Oakland 20, Miami 17
 10/4/69 – at Miami 20, Oakland 20 (tie)
 10/3/70 – at Miami 20, Oakland 13
 12/27/70 – *at Oakland 21, Miami 14
 9/23/73 – at Oakland 12, Miami 7 (at Berkeley)
 12/30/73 – **at Miami 27, Oakland 10
 12/21/74 – *at Oakland 28, Miami 26
 9/22/75 – Oakland 31, at Miami 21
 12/10/78 – at Miami 23, Oakland 6
 10/8/79 – at Oakland 13, Miami 3
 11/2/80 – at Oakland 16, Miami 10
 11/15/81 – Oakland 33, at Miami 17
 9/19/83 – at L.A. Raiders 27, Miami 14
 12/2/84 – L.A. Raiders 45, at Miami 34
 10/19/86 – L.A. Raiders 30, at Miami 28
 10/9/88 – Miami 24, at L.A. Raiders 14
 11/19/90 – L.A. Raiders 13, at Miami 10
 12/14/92 – at Miami 20, L.A. Raiders 7
 10/16/94 – at Miami 20, L.A. Raiders 17(ot)
 12/1/96 – at Oakland 17, Miami 7
 11/30/97 – Miami 34, at Oakland 16
 12/6/98 – Miami 27, at Oakland 17
 10/31/99 – Miami 16, at Oakland 9

MIAMI 7, PHILADELPHIA 3

11/8/70 – at Philadelphia 24, Miami 17
 10/12/75 – at Miami 24, Philadelphia 16
 9/24/78 – at Philadelphia 17, Miami 3
 11/30/81 – at Miami 13, Philadelphia 10
 11/11/84 – at Miami 24, Philadelphia 23
 12/13/87 – Miami 28, at Philadelphia 10
 12/9/90 – at Miami 23, Philadelphia 20(ot)
 11/14/93 – Miami 19, at Philadelphia 14
 10/20/96 – at Philadelphia 35, Miami 28
 10/24/99 – at Miami 16, Philadelphia 13

MIAMI 11, PITTSBURGH 8

11/14/71 – at Miami 24, Pittsburgh 21
 12/31/72 – **Miami 21, at Pittsburgh 17
 12/3/73 – at Miami 30, Pittsburgh 26
 11/14/76 – at Pittsburgh 14, Miami 3
 12/30/79 – *at Pittsburgh 34, Miami 14
 11/30/80 – at Pittsburgh 23, Miami 10
 9/10/81 – at Miami 30, Pittsburgh 10
 10/7/84 – Miami 31, at Pittsburgh 7
 1/6/85 – **at Miami 45, Pittsburgh 28
 10/6/85 – at Miami 24, Pittsburgh 20
 11/1/87 – at Miami 35, Pittsburgh 24
 12/18/88 – at Pittsburgh 40, Miami 24
 11/26/89 – Pittsburgh 34, at Miami 14
 9/30/90 – Miami 28, at Pittsburgh 6
 12/13/93 – Pittsburgh 21, at Miami 20
 11/20/94 – at Pittsburgh 16, Miami 13(ot)
 9/18/95 – at Miami 23, Pittsburgh 10
 11/25/96 – Pittsburgh 24, at Miami 17
 9/20/98 – at Miami 21, Pittsburgh 0

MIAMI 7, SAINT LOUIS 1

(formerly Los Angeles)

10/31/71	–	Miami 20, at Los Angeles 14
10/3/76	–	Los Angeles 31, at Miami 28
11/9/80	–	Miami 35, at Los Angeles 14
10/30/83	–	at Miami 30, L.A. Rams 14
12/14/86	–	Miami 37, at L.A. Rams 31(ot)
9/20/92	–	at Miami 26, L.A. Rams 10
12/24/95	–	Miami 41, at St. Louis 22
10/18/98	–	at Miami 14, St. Louis 0

SAN DIEGO 12, MIAMI 9

10/2/66	–	at San Diego 44, Miami 10
11/12/67	–	at San Diego 24, Miami 0
12/10/67	–	at Miami 41, San Diego 24
11/3/68	–	at San Diego 34, Miami 28
10/11/69	–	San Diego 21, at Miami 14
10/15/72	–	at Miami 24, San Diego 10
9/29/74	–	Miami 28, at San Diego 21
10/30/77	–	San Diego 14, at Miami 13
10/15/78	–	Miami 28, at San Diego 21
11/20/80	–	San Diego 27, at Miami 24(ot)
1/2/82	–	*San Diego 41, at Miami 38(ot)
1/16/83	–	*at Miami 34, San Diego 13
11/18/84	–	at San Diego 34, Miami 28(ot)
9/7/86	–	at San Diego 50, Miami 28
10/16/88	–	at Miami 31, San Diego 28
12/15/91	–	at San Diego 38, Miami 30
1/10/93	–	*at Miami 31, San Diego 0
12/27/93	–	at San Diego 45, Miami 20
1/8/95	–	* at San Diego 22, Miami 21
11/5/95	–	Miami 24, at San Diego 14
12/19/99	–	at Miami 12, San Diego 9

MIAMI 4, SAN FRANCISCO 4

9/16/73	–	at Miami 21, San Francisco 13
9/25/77	–	Miami 19, at San Francisco 15
11/16/80	–	at Miami 17, San Francisco 13
11/6/83	–	Miami 20, at San Francisco 17
1/20/85	–	***San Francisco 38, Miami 16
9/28/86	–	San Francisco 31, at Miami 16
12/6/92	–	at San Francisco 27, Miami 3
11/20/95	–	San Francisco 44, at Miami 20

MIAMI 6, SEATTLE 3

10/23/77	–	at Miami 31, Seattle 13
9/9/79	–	at Miami 19, Seattle 10
12/31/83	–	*Seattle 27, at Miami 20
12/29/84	–	*at Miami 31, Seattle 10
10/4/87	–	at Seattle 24, Miami 20
12/16/90	–	at Miami 24, Seattle 17
9/27/92	–	Miami 19, at Seattle 17
10/6/96	–	Seattle 22, at Miami 15
1/9/00	–	*Miami 20, at Seattle 17

MIAMI 4, TAMPA BAY 2

10/24/76	–	Miami 23, at Tampa Bay 20
11/29/82	–	at Tampa Bay 23, Miami 17
10/20/85	–	at Miami 41, Tampa Bay 38
10/30/88	–	Miami 17, at Tampa Bay 14
12/1/91	–	at Miami 33, Tampa Bay 14
9/21/97	–	at Tampa Bay 31, Miami 21

MIAMI 14, TENNESSEE 12

(formerly Houston)

10/23/66	–	Miami 20, at Houston 13
12/18/66	–	at Miami 29, Houston 28
12/3/67	–	at Houston 17, Miami 14
12/23/67	–	Houston 41, at Miami 10
9/14/68	–	Houston 24, at Miami 10
10/6/68	–	Miami 24, at Houston 7
9/28/69	–	at Houston 22, Miami 10
11/23/69	–	Houston 32, at Miami 7
9/27/70	–	Miami 20, at Houston 10
9/24/72	–	at Miami 34, Houston 13
11/16/75	–	at Houston 20, Miami 19
10/2/77	–	at Miami 27, Houston 7
11/20/78	–	at Houston 35, Miami 30
12/24/78	–	*Houston 17, at Miami 9
11/5/79	–	Houston 9, at Miami 6
9/20/81	–	Miami 16, at Houston 10
12/4/83	–	Miami 24, at Houston 17
10/14/84	–	at Miami 28, Houston 10
9/8/85	–	at Houston 26, Miami 23
11/2/86	–	at Miami 28, Houston 7
10/1/89	–	at Houston 39, Miami 7
10/20/91	–	Houston 17, at Miami 13
11/22/92	–	at Miami 19, Houston 16
11/17/96	–	Miami 23, at Houston 20
9/7/97	–	at Miami 16, Tennessee 13 (ot)
11/7/99	–	at Miami 17, Tennessee 0

MIAMI 6, WASHINGTON 4

1/14/73	–	*** Miami 14, Washington 7
10/13/74	–	at Washington 20, Miami 17
12/3/78	–	Miami 16, at Washington 0
10/18/81	–	at Miami 13, Washington 10
1/30/83	–	*** Washington 27, Miami 17
9/2/84	–	Miami 35, at Washington 17
12/20/87	–	at Miami 23, Washington 21
12/2/90	–	at Washington 42, Miami 20
10/4/93	–	at Miami 17, Washington 10
1/2/00	–	at Washington 21, Miami 10

* AFC Playoff

** AFC Championship

***Super Bowl

ALL-TIME DOLPHIN WON-LOST RECORDS

(includes post-season games)

OPPONENT	W	L	T	PCT.	PTS.	OPP.	LAST MTG.
Arizona	8	0	0	1.000	246	98	1999
Atlanta	6	2	0	.750	185	150	1998
Baltimore	1	0	0	1.000	24	13	1997

OPPONENT	W	L	T	PCT.	PTS.	OPP.	LAST MTG.
Buffalo	43	28	1	.604	1601	1406	1999
Carolina	1	0	0	1.000	13	9	1998
Chicago	5	3	0	.625	219	156	1997
Cincinnati	12	3	0	.800	366	242	1995
Cleveland	8	4	0	.667	246	236	1993
Dallas	6	4	0	.600	158	187	1999
Denver	7	3	1	.682	233	219	1999
Detroit	4	2	0	.667	156	115	1997
Green Bay	8	1	0	.889	224	131	1997
Indianapolis	41	20	0	.672	1379	1016	1999
Jacksonville	0	2	0	.000	28	90	1999
Kansas City	13	10	0	.565	425	439	1997
Minnesota	5	2	0	.714	155	121	1994
New England	41	28	0	.594	1565	1353	1999
New Orleans	5	3	0	.625	174	137	1998
New York Giants	1	3	0	.250	47	69	1996
New York Jets	35	33	1	.514	1616	1475	1999
Oakland	9	17	1	.352	501	557	1999
Philadelphia	7	3	0	.700	195	182	1999
Pittsburgh	11	8	0	.579	430	372	1998
St. Louis	7	1	0	.875	231	136	1998
San Diego	9	12	0	.429	507	534	1999
San Francisco	4	4	0	.500	132	198	1995
Seattle	6	3	0	.667	199	157	1999
Tampa Bay	4	2	0	.667	152	140	1997
Tennessee	14	12	0	.538	483	470	1999
Washington	6	4	0	.600	182	175	1999
TOTALS	327	217	4	.600	12,072	10,583	

MIAMI IN PRESEASON

OPPONENT	W	L	T	PCT.	PTS.	OPP.	LAST MTG.
Arizona	1	0	0	1.000	28	7	1978
Atlanta	3	4	0	.429	122	153	1995
Buffalo	3	0	1	.875	99	72	1987
Chicago	3	7	1	.318	158	154	1997
Cincinnati	4	3	0	.571	120	117	1975
Cleveland	0	1	0	.000	10	17	1986
Dallas	1	3	0	.250	84	87	1992
Denver	6	5	0	.545	240	222	1997
Detroit	6	1	0	.857	180	134	1999
Green Bay	3	4	0	.429	110	110	1999
Indianapolis	2	2	0	.500	67	61	1984
Jacksonville	0	1	0	.000	21	24	1995
Kansas City	1	1	1	.500	49	57	1982
Minnesota	8	11	0	.421	310	371	1996
New England	1	1	0	.500	30	19	1969
New Orleans	8	5	0	.615	253	197	1999
N.Y. Giants	6	0	0	1.000	141	86	1994
N.Y. Jets	0	1	0	.000	14	31	1966
Oakland	3	0	0	1.000	71	57	1991
Philadelphia	5	4	0	.556	153	128	1990
Pittsburgh	2	0	0	1.000	40	24	1994
St. Louis	1	1	0	.500	30	45	1974
San Diego	1	2	0	.333	42	68	1999
San Francisco	3	0	1	.875	82	65	1998
Seattle	1	0	0	1.000	24	7	1980
Tampa Bay	10	4	0	.714	250	199	1998
Tennessee	1	1	0	.500	20	32	1989
Washington	9	4	0	.692	307	221	1998
TOTALS	92	66	4	.580	3,055	2,765	

1999 DOLPHINS PRESEASON STATISTICS

PRESEASON RESULTS (2-2)

DATE	OPPONENT	SCORE	W/L	ATTENDANCE
Aug. 13	NEW ORLEANS	14-26	L	59,972
Aug. 21	at San Diego	13-10	W	64,537
Aug. 28	DETROIT	31-10	W	61,066
Sept. 2	at Green Bay	17-25	L	59,810

TEAM STATISTICS

	DOLPHINS	OPPONENTS
TOTAL FIRST DOWNS.....	76	63
By Rushing.....	26	16
By Passing.....	45	34
By Penalty.....	5	13
Third Down: Made/Att.....	13/51	18/55
Third Down Efficiency.....	25.5	32.7
Fourth Down: Made/Att.....	3/10	1/3
Fourth Down Efficiency.....	30.0	33.3
POSSESSION AVERAGE.....	31:54	28:06
TOTAL NET YARDS.....	1169	944
Average Per Game.....	292.3	236.0
Total Plays.....	262	237
Average Per Play.....	4.5	4.0
NET YARDS RUSHING.....	397	312
Average Per Game.....	99.3	78.0
Total Rushes.....	115	98
NET YARDS PASSING.....	772	632
Average Per Game.....	193.0	158.0
Tackled/Yards Lost.....	10/77	14/91
Gross Yards.....	849	723
Attempts/Completions.....	137/73	125/59
Completion Percentage.....	53.3	47.2
Had Intercepted.....	2	8
PUNTS/AVERAGE.....	19/40.6	24/40.2
NET PUNTING AVERAGE.....	19/36.6	24/30.7
PENALTIES/YARDS.....	38/270	28/238
FUMBLES/BALL LOST.....	9/5	3/0
TOUCHDOWNS.....	7	7
By Rushing.....	2	1
By Passing.....	3	4
By Returns.....	2	2

Score By Quarters	1	2	3	4	OT	Total
DOLPHINS.....	9	30	3	33	0	75
OPPONENTS.....	9	32	17	13	0	71

RUSHING

	NO.	YDS.	AVG.	LG	TD
Collins.....	34	144	4.2	12	2
Avery.....	28	109	3.9	15	0
Abdul-Jabbar.....	23	49	2.1	11	0
Parmalee.....	13	36	2.8	12	0
Konrad.....	3	25	8.3	21	0
Huard.....	3	16	5.3	8	0
Pritchett.....	1	11	11.0	11	0
Barber.....	2	4	2.0	4	0
Ju. Johnson.....	4	4	1.0	3	0

Erickson	3	1	0.3	2	0
Bartholomew	1	-2	-2.0	-2	0
DOLPHINS	115	397	3.5	21	2
OPPONENTS	98	312	3.2	33	1

PASSING

	ATT.	COMP.	YDS.	PCT.	TD	INT.	LG	SACK/ LOST	RATING
Huard	59	32	352	54.2	2	1	39	6/41	76.4
Marino	58	29	313	50.0	1	0	31	3/26	72.0
Erickson	20	12	184	60.0	0	1	56	1/10	69.6
DOLPHINS	137	73	849	53.3	3	2	56	10/77	73.5
OPPONENTS	125	59	723	47.2	4	8	45t	14/91	49.5

RECEIVING

	NO.	YDS.	AVG.	LG	TD
Shannon	8	145	18.1	56	0
Martin	8	99	12.4	24	1
Avery	8	86	10.8	31	0
Drayton	8	68	8.5	20	0
Y. Green	5	69	13.8	23	0
Steagall	5	54	10.8	13	0
Konrad	5	36	7.2	14	1
Perry	4	60	15.0	21	0
Sanford	3	67	22.3	32t	1
Barber	3	29	9.7	17	0
Gadsden	3	26	8.7	11	0
McDuffie	2	28	14.0	14	0
W. Green	2	17	8.5	11	0
Parmalee	2	16	8.0	9	0
L. Thomas	2	14	7.0	9	0
Pritchett	2	10	5.0	5	0
Collins	1	12	12.0	12	0
Jacquet	1	8	8.0	8	0
Reader	1	5	5.0	5	0
DOLPHINS	73	849	11.6	56	3
OPPONENTS	59	723	12.3	45t	4

INTERCEPTIONS

	NO.	YDS.	AVG.	LG	TD
Madison	2	70	35.0	46t	1
Wooden	2	0	0.0	0	0
Surtain	1	40	40.0	40t	1
Jackson	1	33	33.0	33	0
Wilson	1	13	13.0	13	0
Stewart	1	9	9.0	9	0
DOLPHINS	8	165	20.6	46t	2
OPPONENTS	2	56	28.0	45	0

PUNTING

	NO.	YDS.	AVG.	TB	IN 20	LG	BLK
Bartholomew	17	692	40.7	0	5	51	0
Gallery	2	79	39.5	0	0	41	0
DOLPHINS	19	771	40.6	0	5	51	0
OPPONENTS	24	965	40.2	6	5	67	1

PUNT RETURNS

	RET.	FC	YDS.	AVG.	LG	TD
Avery	4	1	15	3.8	9	0
Buckley	3	0	57	19.0	34	0
Baker	2	1	22	11.0	13	0
Sanford	2	0	-2	-1.0	-2	0
McDuffie.....	1	0	16	16.0	16	0
DOLPHINS	12	2	108	9.0	34	0
OPPONENTS	11	5	76	6.9	15	0

KICKOFF RETURNS

	NO.	YDS.	AVG.	LG	TD
Avery	8	176	22.0	40	0
Sanford	4	123	30.8	54	0
Baker	2	37	18.5	24	0
Marion	2	40	20.0	23	0
DOLPHINS	16	376	23.5	54	0
OPPONENTS	17	333	19.6	34t	1

FIELD GOALS

	1-19	20-29	30-39	40-49	50+	TOTALS
Mare	0/0	2/2	2/2	4/5	0/0	8/9
DOLPHINS	0/0	2/2	2/2	4/5	0/0	8/9
OPPONENTS	0/0	2/2	0/0	4/4	1/2	7/8

SCORING

	TDR	TDP	TDRt	PAT	FG	S	2-PT	TP
Mare	0	0	0	7/7	8/9	0	0	31
Collins	2	0	0	0/0	0/0	0	0	12
Konrad	0	1	0	0/0	0/0	0	0	6
Madison	0	0	1	0/0	0/0	0	0	6
Martin.....	0	1	0	0/0	0/0	0	0	6
Sanford	0	1	0	0/0	0/0	0	0	6
Surtain.....	0	0	1	0/0	0/0	0	0	6
DOLPHINS	2	3	2	7/7	8/9	1	0	75
OPPONENTS	1	4	2	6/6	7/8	0	1	71

TWO-POINT CONVERSIONS

DOLPHINS 0-0, OPPONENTS 1-1

SACKS

Bromell 3.0, Jeffries 2.0, Owens 2.0, Wilson 2.0, Rodgers 1.0, Stewart 1.0, Tanner 1.0, Taylor 1.0, Z. Thomas 1.0.

DOLPHINS 14.0, OPPONENTS 10.0



DOLPHIN FACT

The 1972 Dolphins continue to hold the distinction of being the only unbeaten, untied team through the playoffs. Miami went a perfect 17-0 in winning Super Bowl VII. In that season, the Dolphins became the only team to lead the NFL in scoring offense and defense in the same season since the 1970 merger

of the AFL and NFL.

1999 PRESEASON DEFENSIVE STATISTICS

PLAYER	TOTAL TACK.	SOLO	ASST.	SACKS/YARDS	INT./YARDS	FUM. REC.	FUM. FOR.	PASS DEF.
Bromell	15	14	1	3/17			1	
Stewart	15	12	3	1/8	1/9			2
Izzo	13	12	1					1
Thomas	13	8	5	1/5				
Gardener	12	9	3					2
Rodgers	11	7	4	1/5				
Jeffries	9	6	3	2/15			1	
Jones, B.	9	8	1					
Mixon.	9	7	2					
Wooden	9	7	2		2/0			2
Buckley	8	6	2					1
Marion	8	6	2					1
Simpson	8	5	3					
Taylor	8	6	2	1/0			1	1
Wilson	8	6	2	2/21	1/13		1	1
Hill	7	5	2					
Hollier	7	5	2					
Madison	7	7	0		2/70			4
Owens	7	5	2	2/11				
Clements	6	5	1					
Surtain	6	6	0		1/40			2
Tanner.	6	3	3	1/7				
Jones, R.	5	4	1					1
Bowens	4	2	2					
Jackson	4	3	1		1/33			2
Burton	3	3	0					
Stevenson	3	0	3					
Walker	3	0	3					1
Brigance	1	1	0					
McDaniel	1	0	1					2
Robinson	1	0	1					

NOTE: special teams and miscellaneous tackles not included above.

SPECIAL TEAMS TACKLES: Izzo 10, B. Jones 5, Stewart 5, Hollier 4, McDaniel 3, Perry 3, Stevenson 3, Goodwin 2, Hill 2, Jeffries 2, Surtain 2, Taylor 2, Walker 2, Wilson 2, Barber 1, Brigance 1, Clements 1, Jacquet 1, R. Jones 1, Konrad 1, Parmalee 1, Marion (1 blocked punt).

MISCELLANEOUS TACKLES: J. Bock (2): 2 at GB, 9/2; D. Huard (1): 1 vs. DET, 8/28; D. Steagall (1): 1 at GB, 9/2

MISCELLANEOUS FUMBLE RECOVERIES: K. Barber (1): 1 vs. DET, 8/28; C. Erickson (1) 1 at GB, 9/2; S. Pritchett (1): 1 at SD, 8/21; B. Smith (1): 1 vs. NO, 8/13

DEFENSIVE TOUCHDOWNS: S. Madison (1): 46-yd INT, vs. DET, 8/28; P. Surtain (1): 40-yd INT, vs. DET, 8/28



DOLPHIN FACT

Miami was 7-1 in games in which the team had an interception in 1999. The Dolphins own a 149-55-1 (.729) record since 1980 in regular season games which they have at least one interception.

1999 PRESEASON GAME SUMMARIES

PRESEASON GAME 1

SAINTS 26, DOLPHINS 14
August 13, 1999

Pro Player Stadium
Miami, FL

The New Orleans Saints compiled 309 yards of total offense, including 116 on the ground, in handing the Dolphins a 26-14 defeat at Pro Player Stadium in the preseason opener for both teams. The Saints took a 3-0 lead on a Doug Brien 43-yard field goal with eight seconds left in the first half. Brien tallied his second field goal in as many offensive series with a 47-yard trey, 4:33 into the second quarter. The Saints had taken over at mid-field after their defense held Miami deep in its own territory. John Avery fumbled the ensuing kickoff, and Fred Weary returned the loose ball 17 yards for a touchdown, giving the Saints a 13-0 lead. New Orleans later embarked on a six-play, 62-yard drive that ended in a Troy Davis five-yard scoring run. The key play was a 42-yard completion from Danny Wuerffel to Scott Slutzker, putting New Orleans at the Miami 15. After the Dolphins got the ball back at their own 36-yard line with 2:16 to play in the first half, quarterback Damon Huard guided a 10-play, 64-yard drive that was capped by a one-yard touchdown pass to Rob Konrad, closing the deficit to 13 points at 20-7. Huard connected on seven of nine passes on the drive, totaling 58 yards. He also rushed once for six yards to pick up a first down. Brien notched his third field goal of the night, a 25-yarder with 6:50 remaining in the third quarter. The Dolphins got to within nine points on a nine-yard touchdown burst by Cecil Collins, 6:41 into the fourth quarter. The run capped a nine-play, 83-yard drive in which Collins carried the ball six times for 31 yards. New Orleans re-gained their double-digit advantage when Brien booted a 47-yard field goal with 2:52 to play in the game. The Saints managed to control the clock for 5:27 on that 10-play, 47-yard scoring march.

NEW ORLEANS	3	17	3	3	-	26
MIAMI	0	7	0	7	-	14

TEAM	SCORE	DRIVE (Plays/Yards/Time)	QTR	CLOCK TIME
NO	FG Brien 43	9/40/3:52	1	0:08
NO	FG Brien 47	7/21/3:30	2	10:27
NO	Weary, 17 fumble return (Brien kick)		2	10:10
NO	Davis, 5 run (Brien kick)	6/62/3:14	2	2:16
MIA	Konrad, 1 pass from Huard (Mare kick)	10/64/2:06	2	0:10
NO	FG Brien 25	9/61/4:17	3	6:50
MIA	Collins, 9 run (Mare kick)	9/83/4:52	4	8:19
NO	FG Brien 47	10/48/5:27	4	2:52

ATT. - 59,972

	NEW ORLEANS	MIAMI
First Downs/Total-Rush-Pass-Penalty	19/7-9-3	17/8-8-1
Third Down Efficiency	8-16/50.0	1-9/11.1
Total Yards-Plays-Average	309-66-4.7	187-55-3.4
Rushes-Yards-Average	34-116-3.4	23-111-4.8
Net Yards Passing-Sacked-Yards Lost	193-2-13	76-4-24
Passes Attempted-Completed-Intercepted	30-16-0	28-13-0
Punts/Number-Average	2-42	4-38.3
Penalties/Number-Yards	6-78	8-52
Fumbles/Number-Lost	0-0	2-1
Time of Possession	35:29	24:31

INDIVIDUAL STATISTICS

RUSHING - Miami: Collins 17-93, 1 TD; Abdul-Jabbar 3-8; Huard 1-6; Konrad 1-3; Avery 1-1.
New Orleans: Williams 9-44; Philyaw 9-41; Davis 9-19, 1 TD; Delhomme 4-9; Kennison 1-5; Powell 1-(-1); Wuerffel 1-(-1).

PASSING - Miami: Marino 5-1-0, 9 yards, 0 TDs; Huard 23-12-0, 91 yards, 1 TD.
New Orleans: Tolliver 11-4-0, 33 yards, 0 TDs; Wuerffel 11-7-0, 123 yards, 0 TDs; Delhomme 8-5-0, 50 yards, 0 TDs.

RECEIVING - Miami: Shannon 4-29; Avery 2-17; Konrad 2-15; L. Thomas 2-14; Y. Green 1-10; Jacquet 1-8; Barber 1-7.

New Orleans: Yarborough 2-51; Hughes 2-20; Davis 2-15; Slutzker 1-42; Philyaw 1-25; Poole 1-19; Twynner 1-14; Brown 1-7; Cleeland 1-7; Dawsey 1-5; Leshinski 1-4; Powell 1-3; Williams 1-(-6).

INTERCEPTIONS - Miami: None.

New Orleans: None.

SACKS - Miami: Owens 1; Stewart 1.

New Orleans: Cherry 1; Fields 1; Mitchell 1; Whitehead 1.

MISSED FIELD GOALS - Miami: None.

New Orleans: None.

PRESEASON GAME 2

DOLPHINS 13, CHARGERS 10
August 21, 1999

Qualcomm Stadium
San Diego, CA

Olindo Mare's 45-yard field goal with 24 seconds to play snapped a 10-10 tie and lifted the Dolphins to a 13-10 victory over the San Diego Chargers at Qualcomm Stadium. The Chargers took a 3-0 lead midway through the first quarter on a John Carney 26-yard field goal, capping a 13-play, 76-yard drive that used 5:55 of the clock. Jim Harbaugh completed five of eight passes for 53 yards, and Natrone Means rushed for 23 yards on four carries en route to the score. The Dolphins claimed their initial lead of the preseason 2:53 into the second quarter when Cecil Collins scored on a three-yard run, culminating a 14-play, 75-yard drive that utilized 7:53 of the clock. Dan Marino connected on four of six passes for 58 yards, while Collins rushed for 17 yards on five carries and also caught one pass for 12 yards on the march. The lead did not last long, however, as the Chargers re-gained the advantage on the ensuing kickoff when Lloyd Lee recovered the onside kick and raced 34 yards for a touchdown. Miami had a chance to tie the game with 4:51 left in the third quarter, but Olindo Mare's 48-yard field goal attempt was just off to the right. Mare redeemed himself with 6:59 to play in the contest when his 49-yard field goal knotted the score at ten apiece. The drive, which consumed 13 plays, 76 yards and used 6:03 of the clock, was highlighted by a 39-yard completion from Damon Huard to Larry Shannon on third-and-21 from the Dolphins' two. The Dolphins' game-winning drive started at their own 39 with 4:07 remaining after Rayna Stewart intercepted a Craig Whelihan pass and returned it nine yards. On the first play from scrimmage following the field goal, Calvin Jackson intercepted a Whelihan pass and returned it 33 yards to the Chargers' one to preserve the win.

MIAMI	0	7	0	6	-	13
SAN DIEGO	3	7	0	0	-	10

TEAM	SCORE	DRIVE		QTR	CLOCK
		(Plays/Yards/Time)			
SD	FG Carney 26	13/72/5:55		1	7:28
MIA	Collins, 3 run (Mare kick)	14/75/7:53		2	12:07
SD	Lee, 34 kickoff return (Carney kick)			2	12:00
MIA	FG Mare 49	13/55/6:03		4	6:59
MIA	FG Mare 45	10/33/3:43		4	0:24

ATT. - 64,537

	MIAMI	SAN DIEGO
First Downs/Total-Rush-Pass-Penalty	18/7-10-1	12/3-8-1
Third Down Efficiency	5-17/29.4	5-16/31.3
Total Yards-Plays-Average	263-74-3.6	145-58-2.5
Rushes-Yards-Average	35-94-2.7	19-43-2.3
Net Yards Passing-Sacked-Yards Lost	169-3-29	102-4-38
Passes Attempted-Completed-Intercepted	36-15-2	35-13-2
Punts/Number-Average	8-41.3	9-42.3
Penalties/Number-Yards	11-89	7-44
Fumbles/Number-Lost	1-0	1-0
Time of Possession	35:37	24:23

INDIVIDUAL STATISTICS

RUSHING - Miami: Collins 12-34, 1 TD; Parmalee 5-19; Avery 2-17; Abdul-Jabbar 8-10; Huard 1-8; Juan Johnson 4-4; Erickson 2-1; Konrad 1-1.

San Diego: Fletcher 4-18; Means 8-17; Fazande 7-8.

PASSING - Miami: Marino 22-9-0, 109 yards, 0 TDs; Huard 11-4-0, 77 yards, 0 TDs; Erickson 3-2-0, 12 yards, 0 TDs.

San Diego: Harbaugh 11-5-0, 53 yards, 0 TDs; Kramer 7-2-0, 21 yards, 0 TDs; Whelihan 17-6-2, 66 yards, 0 TDs.

RECEIVING - Miami: Martin 3-32; Shannon 2-45; Y. Green 2-32; McDuffie 2-28; W. Green 2-17; Drayton 1-15; Collins 1-12; Steagall 1-12; Pritchett 1-5.

San Diego: Still 5-59; Graham 2-38; Ricks 2-10; Thelwell 1-14; Means 1-11; F. Jones 1-5; McCrary 1-3.

INTERCEPTIONS - Miami: Jackson 1-33 yards; Stewart 1-9 yards.

San Diego: None.

SACKS - Miami: Wilson 2; Jeffries 1; Rodgers 1.

San Diego: Dixon 1; Fontenot 1; Hill 0.5; R. Johnson 0.5.

MISSED FIELD GOALS - Miami: Mare 49(WR).

San Diego: None.

PRESEASON GAME 3

DOLPHINS 31, LIONS 10
August 28, 1999

Pro Player Stadium
Miami, FL

The Dolphins notched their seventh win in their last eight tries during the preseason with a 31-10 victory over the Detroit Lions at Pro Player Stadium. They also put together their largest offensive output in terms

of total net yards in the preseason since August 4, 1994. The Lions scored on their initial possession of the game when Jason Hanson converted on a 53-yard field goal, four plays after Charlie Batch connected with Herman Moore on a 25-yard completion to the Dolphins' 33, on Detroit's second play from scrimmage of the game. Miami took the lead for good with 4:04 remaining in the first quarter when Sam Madison picked off a Batch pass and raced 46 yards for a score. The Dolphins got to the Lions' one with less than three minutes to play in the second quarter, but were denied a touchdown on fourth-and-goal from the one. Jerry Wilson intercepted a Batch pass and returned it 13 yards to the Lions' 27 with 1:17 left in the first half. Dan Marino completions of 11 yards to Rob Konrad and Derrick Steagall preceded a five-yard scoring pass to Tony Martin, putting the Dolphins on top at 14-3. Miami extended its lead on the first play of the fourth quarter when Olindo Mare hit a 21-yard field goal, capping a 16-play, 84-yard drive that used 7:50 of the clock. Marino completed seven of nine passes for 54 yards on the drive, including a 20-yard strike to Troy Drayton to the Lions' 18. Detroit accounted for its only touchdown of the game on the next series when Gus Frerotte hit Brian Stablein for a three-yard TD pass on third-and-two, culminating a 10-play, 67-yard drive that consumed 5:13 of the clock. The Dolphins responded with a nine-play, 74-yard drive that ended with a 32-yard scoring strike from Damon Huard to Kio Sanford with 1:58 remaining in the game. Huard completed all four of his passes on the drive, totaling 64 yards. Miami closed out the scoring on the ensuing series when Patrick Surtain picked off a Frerotte pass and went 40 yards for a touchdown.

DETROIT	3	0	0	7	-	10
MIAMI	7	7	0	17	-	31

TEAM	SCORE	DRIVE (Plays/Yards/Time)	QTR	CLOCK TIME
DET	FG Hanson 53	6/32/1:49	1	11:33
MIA	Madison, 46 interception return (Mare kick)		1	4:04
MIA	Martin, 5 pass from Marino (Mare kick)	5/27/0:42	2	0:35
MIA	FG Mare 21	16/84/7:50	4	14:57
DET	Stablein, 3 pass from Frerotte (Hanson kick)	10/67/5:13	4	6:57
MIA	Sanford, 32 pass from Huard (Mare kick)	9/74/4:59	4	1:58
MIA	Surtain, 40 interception return (Mare kick)		4	1:26

ATT. - 61,066

	DETROIT	MIAMI
First Downs/Total-Rush-Pass-Penalty	19/3-10-6	23/5-16-2
Third Down Efficiency	3-12/25.0	4-12/33.3
Total Yards-Plays-Average	270-58-4.7	395-69-5.7
Rushes-Yards-Average	18-68-3.8	32-107-3.3
Net Yards Passing-Sacked-Yards Lost	202-4-23	288-0-0
Passes Attempted-Completed-Intercepted	36-17-4	37-26-0
Punts/Number-Average	6-43.2	4-37.5
Penalties/Number-Yards	7-33	10-76
Fumbles/Number-Lost	1-0	3-2
Time of Possession	26:18	33:42

INDIVIDUAL STATISTICS

RUSHING - Miami: Avery 13-48; Abdul-Jabbar 12-31; Collins 5-17; Pritchett 1-11; Barber 1-0.
Detroit: Rivers 14-51; Pearson 4-17.

PASSING - Miami: Marino 29-19-0, 195 yards, 1 TD; Huard 8-7-0, 93 yards, 1 TD.
Detroit: Young 21-13-0, 232 yards, 3 TDs; Druckenmiller 12-5-1, 34 yards, 0 TDs; Detmer 6-2-0, 10 yards, 0 TDs.

RECEIVING - Miami: Martin 5-67, 1 TD; Drayton 5-28; Avery 3-34; Steagall 3-29; Konrad 3-21; Sanford 2-48, 1 TD; Green 2-27; Shannon 1-15; Perry 1-14; Pritchett 1-5.
Detroit: Sloan 3-51; Moore 3-49; Crowell 3-31; Rivers 2-21; Stablein 2-7, 1 TD; Morton 1-26; Taylor 1-20; Pearson 1-15; Smith 1-5.

INTERCEPTIONS - Miami: Madison 1-46 yards, 1 TD; Surtain 1-40 yards, 1 TD; Wilson 1-13 yards; Wooden 1-0 yards.
Detroit: None.

SACKS - Miami: Bromell 2; Owens 1; Z. Thomas 1.
Detroit: None.

MISSED FIELD GOALS - Miami: None.
Detroit: None.

PRESEASON GAME 4

PACKERS 25, DOLPHINS 17
September 2, 1999

Lambeau Field
Green Bay, WI

Miami closed out its 1999 preseason with a 25-17 loss to the Green Bay Packers at Lambeau Field. The Dolphins got on the board first when Brock Marion blocked a Chris Hanson punt out of the end zone for a safety with 7:04 remaining in the first quarter. John Avery fumbled the ensuing kickoff and Chris Akins recovered at the Dolphins' 10. Green Bay could not capitalize, however, as Shawn Wooden intercepted a Matt Hasselbeck pass in the end zone three plays later. Following Wooden's interception, Miami embarked on an

11-play, 68-yard drive that used 5:52 of the clock and ended with an Olindo Mare 31-yard field goal, seven seconds into the second quarter. Damon Huard completed all three of his passes, totaling 35 yards on the drive, while the Dolphins rushed for 39 yards, including 21 by Rob Konrad and 18 by John Avery. Mare converted his second field goal in as many tries on the Dolphins' next series when his 26-yard trey capped a 12-play, 73-yard drive that consumed 5:58 of the clock. Huard connected on five of eight passes for 42 yards on the drive. Mare hit a 41-yard field goal on Miami's following series, four plays after a minus-one yard punt by Hanson gave the Dolphins the ball at the Packers' 26. The Packers scored their first points of the game with 44 seconds left in the first half when Hasselbeck hit Bill Schroeder in stride for a 27-yard touchdown. The score occurred three plays after Anthony Davis intercepted a Huard pass and returned it 11 yards to the Dolphins' 22. Hasselbeck connected with Tyrone Davis for the two-point conversion. Miami widened its margin to six points when Mare converted on a 40-yard field goal following their first series of the second half, capping a 10-play, 44-yard drive. The Packers answered with a nine-play, 69-yard drive that ended with an 18-yard scoring pass from Hasselbeck to Basil Mitchell, giving Green Bay its first lead of the night at 15-14. Green Bay extended its lead to eight points with 43 seconds to play in the third quarter when Mitchell was once again on the receiving end of a TD pass, this from Aaron Brooks that went 45 yards. Mare added his fifth field goal of the night, from 32 yards away 5:04 into the final frame. Ryan Longwell connected on a 43-yard field goal for the Packers with 1:55 remaining in the game. Green Bay sealed the outcome when Chris Akins intercepted a Craig Erickson pass two plays afterward.

MIAMI	2	9	3	3	-	17
GREEN BAY	0	8	14	3	-	25

TEAM	SCORE	DRIVE (Plays/Yards/Time)	QTR	CLOCK TIME
MIA	SAFETY - Marion, blocked punt out of end zone		1	7:04
MIA	FG Mare 31	11/68/5:52	2	14:53
MIA	FG Mare 26	12/73/5:58	2	6:33
MIA	FG Mare 41	4/3/2:12	2	3:01
GB	Schroeder, 27 pass from Hasselbeck (T. Davis pass from Hasselbeck)	3/22/0:13	2	0:44
MIA	FG Mare 40	10/44/5:52	3	9:08
GB	Mitchell 18 pass from Hasselbeck (Longwell kick)	9/69/5:02	3	4:06
GB	Mitchell 45 pass from Brooks (Longwell kick)	4/57/1:34	3	0:43
MIA	FG Mare 32	6/70/1:57	4	9:56
GB	FG Longwell 43	4/3/2:24	4	1:55

ATT. - 59,810

	MIAMI	GREEN BAY
First Downs/Total-Rush-Pass-Penalty	18/6-11-1	13/3-7-3
Third Down Efficiency	3-13/23.1	2-11/18.2
Total Yards-Plays-Average	324-64-5.1	220-55-4.0
Rushes-Yards-Average	25-85-3.4	27-85-3.1
Net Yards Passing-Sacked-Yards Lost	239-3-24	135-4-17
Passes Attempted-Completed-Intercepted	36-19-2	24-13-2
Punts/Number-Average	3-46	7-34.4
Penalties/Number-Yards	9-62	8-83
Fumbles/Number-Lost	3-2	1-0
Time of Possession	33:47	26:13

INDIVIDUAL STATISTICS

RUSHING - Miami: Avery 12-43; Konrad 1-21; Parmalee 8-17; Barber 1-4; Huard 1-2; Erickson 1-0; Bartholomew 1-(-2).

Green Bay: Parker 9-45; Hasselbeck 4-25; Brooks 2-6; Favre 1-6; Levens 5-3; Snider 1-3; Mitchell 5-(-3).

PASSING - Miami: Marino 2-0-0, 0 yards, 0 TDs; Huard 17-9-1, 91 yards, 0 TDs; Erickson 17-10-1, 172 yards, 0 TDs.

Green Bay: Favre 5-1-1, 5 yards, 0 TDs; Hasselbeck 15-10-1, 97 yards, 2 TDs; Brooks 4-2-0, 50 yards, 1 TD.

RECEIVING - Miami: Perry 3-46; Avery 3-35; Gadsden 3-26; Drayton 2-25; Barber 2-22; Parmalee 2-16; Shannon 1-56; Sanford 1-19; Steagall 1-13; Reader 1-5.

Green Bay: Mitchell 3-60, 2 TDs; Henderson 3-16; Arnold 2-34; Parker 2-5; Schroeder 1-27, 1 TD; Driver 1-5; Freeman 1-5.

INTERCEPTIONS - Miami: Madison 1-24 yards; Wooden 1-0 yards.

Green Bay: Akins 1-45 yards; A. Davis 1-11 yards.

SACKS - Miami: Bromell 1; Jeffries 1; Tanner 1; Taylor 1.

Green Bay: Dotson 1; Lyon 1; McKenzie 1.

MISSED FIELD GOALS - Miami: None.

Green Bay: None.

ALL-TIME PRESEASON RESULTS

1966 (0-4)

DATE	SITE	ATT.	SCORE
8/6	at San Diego	25,712	San Diego 38, Miami 10
8/12	at Miami	36,366	Kansas City 33, Miami 0
8/20	at Jacksonville	11,000	N.Y. Jets 31, Miami 14
8/24	at Memphis	18,442	Denver 28, Miami 16

1967 (2-3)

DATE	SITE	ATT.	SCORE
7/29	at Akron	7,000	Miami 19, Denver 2
8/5	at Memphis	21,200	Miami 10, Buffalo 7
8/12	at Miami	35,871	San Diego 20, Miami 19
8/19	at Miami	50,822	Atlanta 27, Miami 17
9/2	at Charleston	11,214	New Orleans 20, Miami 17

1968 (2-2-1)

DATE	SITE	ATT.	SCORE
8/11	at Rochester	12,000	Miami 28, Buffalo 28
8/17	at Miami	41,909	Miami 23, Philadelphia 7
8/23	at Jacksonville	15,003	Boston 19, Miami 17
8/31	at Miami	63,202	Baltimore 22, Miami 13
9/7	at Miami	31,014	Miami 19, Atlanta 13

1969 (1-5)

DATE	SITE	ATT.	SCORE
8/2	at Tampa	32,932	Minnesota 45, Miami 10
8/9	at Miami	49,592	Chicago 16, Miami 10
8/16	at Miami	31,663	Philadelphia 14, Miami 10
8/23	at Cincinnati	24,127	Cincinnati 28, Miami 21
8/30	at Miami	52,680	Baltimore 23, Miami 10
9/6	at Birmingham	10,700	Miami 13, Boston 0

1970 (4-2)

DATE	SITE	ATT.	SCORE
8/8	at Jacksonville	11,800	Miami 16, Pittsburgh 10
8/15	at Miami	56,739	Miami 20, Cincinnati 10
8/22	at Miami	52,812	Miami 17, San Francisco 7
8/29	at Miami	73,533	Miami 20, Baltimore 13
9/5	at Tampa	32,601	Washington 26, Miami 21
9/12	at Miami	43,714	Atlanta 20, Miami 17

1971 (2-3-1)

DATE	SITE	ATT.	SCORE
8/7	at Miami	64,005	Cincinnati 27, Miami 10
8/13	at Miami	57,008	Miami 17, San Francisco 17
8/21	at Milwaukee	46,464	Green Bay 10, Miami 7
8/28	at Miami	59,567	Miami 28, Detroit 24
9/4	at Miami	57,173	Miami 27, Washington 10
9/11	at Minnesota	45,880	Minnesota 24, Miami 0

1972 (3-3)

DATE	SITE	ATT.	SCORE
8/5	at Detroit	53,194	Detroit 31, Miami 23
8/12	at Miami	73,525	Green Bay 14, Miami 13
8/19	at Cincinnati	55,808	Miami 35, Cincinnati 17
8/25	at Miami	73,470	Miami 24, Atlanta 10
8/31	at Washington	52,098	Washington 27, Miami 24
9/10	at Miami	75,826	Miami 21, Minnesota 19

1973 (4-2-1)

DATE	SITE	ATT.	SCORE
7/27	at Chicago	54,103	Miami 14, College All-Stars 3
8/4	at Miami	78,091	Miami 14, Cincinnati 13
8/11	at Miami	78,112	Miami 14, New Orleans 13
8/18	at Miami	78,590	Miami 9, Chicago 9
8/24	at Miami	78,618	Miami 17, Los Angeles 14
8/31	at Minnesota	45,894	Minnesota 20, Miami 17
9/6	at Dallas	58,656	Dallas 26, Miami 23

1974 (4-2)

DATE	SITE	ATT.	SCORE
8/2	at Cincinnati	37,925	Cincinnati 19, Miami 13
8/10	at Miami	55,073	Miami 45, New Orleans 20
8/19	at Miami	67,963	Miami 21, Minnesota 9
8/24	at Los Angeles	64,663	Los Angeles 31, Miami 13
8/30	at Miami	54,666	Miami 21, Green Bay 10
9/7	at Chicago	55,093	Miami 30, Chicago 7

1975 (5-1)

DATE	SITE	ATT.	SCORE
8/9	at Miami	55,567	Miami 7, Cincinnati 3
8/16	at Miami	52,923	Miami 20, Detroit 14
8/23	at New Orleans	59,646	Miami 20, New Orleans 10
9/1	at Minnesota	47,544	Minnesota 20, Miami 7
9/6	at Miami	51,861	Miami 21, Chicago 10
9/13	at Miami	52,835	Miami 31, N.Y. Giants 13

1976 (6-0)

DATE	SITE	ATT.	SCORE
7/31	at Miami	50,469	Miami 16, Minnesota 3
8/8	at Detroit	53,036	Miami 30, Detroit 21
8/14	at Miami	51,869	Miami 24, Philadelphia 16
8/21	at Tampa Bay	67,466	Miami 28, Tampa Bay 21
8/28	at Houston	43,146	Miami 10, Houston 6
9/4	at New Orleans	63,950	Miami 20, New Orleans 7

1977 (4-2)

DATE	SITE	ATT.	SCORE
8/6	at Tampa Bay	62,056	Miami 13, Tampa Bay 7
8/13	at Miami	43,282	Miami 27, Washington 15
8/20	at Dallas	57,482	Miami 20, Dallas 14
8/26	at Minnesota	47,678	Minnesota 33, Miami 7
9/3	at Miami	38,235	New Orleans 17, Miami 10
9/11	at N.Y. Giants	51,561	Miami 27, N.Y. Giants 21

1978 (4-1)

DATE	SITE	ATT.	SCORE
7/29	at Canton	18,355	Philadelphia 17, Miami 3
8/5	at Miami	45,068	Miami 28, St. Louis 7
8/12	at New Orleans	53,602	Miami 31, New Orleans 17
8/18	at Miami	52,851	Miami 30, Minnesota 22
8/25	at Tampa Bay	70,321	Miami 24, Tampa Bay 20

1979 (4-0)

DATE	SITE	ATT.	SCORE
8/3	at Miami	46,130	Miami 14, New Orleans 7
8/11	at Tampa Bay	70,631	Miami 13, Tampa Bay 7
8/18	at Minnesota	47,696	Miami 21, Minnesota 10
8/24	at Miami	47,951	Miami 14, Philadelphia 13

1980 (3-1)

DATE	SITE	ATT.	SCORE
8/10	at Miami	41,345	Miami 17, Detroit 7
8/18	at Seattle	63,757	Miami 24, Seattle 7
8/23	at Miami	41,986	Minnesota 17, Miami 10
8/29	at New Orleans	51,473	Miami 20, New Orleans 0

1981 (4-0)

DATE	SITE	ATT.	SCORE
8/8	at Minnesota	47,596	Miami 20, Minnesota 6
8/15	at Miami	41,502	Miami 24, Denver 14
8/22	at Detroit	54,676	Miami 31, Detroit 27
8/28	at Miami	41,290	Miami 31, Kansas City 7

1982 (2 -1-1)

DATE	SITE	ATT.	SCORE
8/14	at Miami	45,681	Miami 24, Washington 7
8/21	at Denver	74,465	Denver 17, Miami 14
8/28	at Kansas City	42,403	Miami 17, Kansas City 17 (OT)
9/3	at Miami	46,257	Miami 16, N.Y. Giants 13

1983 (2-2)

DATE	SITE	ATT.	SCORE
8/6	at Dallas	46,826	Dallas 20, Miami 17
8/13	at Miami	38,735	New Orleans 19, Miami 17
8/19	at Washington	54,750	Miami 38, Washington 7
8/26	at N.Y. Giants	58,732	Miami 24, N.Y. Giants 3

1984 (3-1)

DATE	SITE	ATT.	SCORE
8/4	at Miami	37,559	Miami 24, Indianapolis 3
8/11	at Minnesota	54,003	Miami 27, Minnesota 7
8/19	at L.A. Raiders	40,099	Miami 29, L.A. Raiders 23
8/24	at Tampa Bay	53,023	Tampa Bay 14, Miami 13

1985 (2-2)

DATE	SITE	ATT.	SCORE
8/10	at Miami	41,129	Minnesota 16, Miami 13 (OT)
8/17	at Miami	37,557	Miami 27, Buffalo 17
8/24	at L.A. Raiders	45,733	Miami 23, L.A. Raiders 17
8/30	at Atlanta	32,768	Atlanta 19, Miami 17

1986 (2-2)

DATE	SITE	ATT.	SCORE
8/9	at Minnesota	52,865	Minnesota 30, Miami 16
8/15	at Miami	50,815	Cleveland 17, Miami 10
8/23	at Philadelphia	51,635	Miami 20, Philadelphia 15
8/29	at Miami	45,766	Miami 21, Tampa Bay 3

1987 (2-2)

DATE	SITE	ATT.	SCORE
8/16	at Miami	63,451	Chicago 10, Miami 3
8/24	at Denver	74,288	Denver 31, Miami 28
8/29	at Philadelphia	38,728	Miami 35, Philadelphia 3
9/4	at Miami	66,236	Miami 34, Buffalo 20

1988 (2-3)

DATE	SITE	ATT.	SCORE
7/31	at London	70,535	Miami 27, San Francisco 21
8/6	at Chicago	60,386	Chicago 20, Miami 17
8/13	at Miami	51,270	Washington 27, Miami 10
8/19	at Miami	49,795	Miami 16, Denver 13 (OT)
8/26	at Minnesota	51,463	Minnesota 24, Miami 17

1989 (0-4)

DATE	SITE	ATT.	SCORE
8/14	at Miami	51,085	Chicago 28, Miami 20
8/19	at Jacksonville	56,712	Houston 26, Miami 10
8/25	at Washington	51,438	Washington 35, Miami 21
9/2	at Miami	41,748	Philadelphia 20, Miami 10

1990 (1-3)

DATE	SITE	ATT.	SCORE
8/11	at Chicago	56,449	Chicago 10, Miami 6
8/18	at Philadelphia	52,404	Philadelphia 23, Miami 14
8/25	at Miami	44,897	Miami 17, Denver 16
8/31	at Miami	44,689	Minnesota 20, Miami 17

1991 (3-2)

DATE	SITE	ATT.	SCORE
7/26	at Miami	49,939	Chicago 6, Miami 0
8/4	at Tokyo	51,122	Miami 19, L.A. Raiders 17
8/10	at Tampa Bay	51,387	Miami 29, Tampa Bay 13
8/19	at Denver	72,555	Denver 21, Miami 13
8/24	at Miami	44,099	Miami 28, New Orleans 24

1992 (3-2)

DATE	SITE	ATT.	SCORE
8/1	at Orlando	63,100	Miami 22, Washington 21
8/7	at Miami	50,803	Dallas 27, Miami 24
8/16	at Berlin	60,813	Miami 31, Denver 27
8/22	at Miami	42,136	Miami 22, Tampa Bay 7
8/27	at Baltimore	60,021	New Orleans 17, Miami 3

1993 (3-1)

DATE	SITE	ATT.	SCORE
8/7	at Atlanta	51,798	Miami 28, Atlanta 27
8/14	at Miami	49,896	Miami 19, Washington 10
8/20	at Denver	59,393	Denver 34, Miami 24
8/28	at Miami	43,233	Miami 23, N.Y. Giants 17

1994 (3-2)

DATE	SITE	ATT.	SCORE
7/30	at N.Y. Giants	61,720	Miami 20, N.Y. Giants 19
8/6	at Miami	47,244	Miami 24, Pittsburgh 14
8/13	at Milwaukee	52,759	Miami 31, Green Bay 24
8/20	at Miami	51,242	Tampa Bay 29, Miami 14
8/26	at Minnesota	46,933	Minnesota 31, Miami 16

1995 (1-3)

DATE	SITE	ATT.	SCORE
8/4	at Miami	51,745	Jacksonville 24, Miami 21
8/11	at Atlanta	42,579	Atlanta 37, Miami 0
8/19	at Miami	48,556	Miami 27, Washington 13
8/25	at Orlando	58,595	Tampa Bay 24, Miami 17

1996 (3-1)

DATE	SITE	ATT.	SCORE
8/3	at Miami	51,141	Miami 13, Tampa Bay 10
8/11	at Chicago	50,761	Chicago 24, Miami 21
8/19	at Miami	55,598	Miami 24, Minnesota 17
8/23	at Tampa Bay	40,137	Miami 19, Tampa Bay 7

1997 (3-2)

DATE	SITE	ATT.	SCORE
7/26	at Green Bay	59,089	Green Bay 20, Miami 0
8/4	at Mexico City	104,629	Miami 38, Denver 19
8/10	at Miami	57,782	Miami 21, Chicago 14
8/16	at Tampa Bay	35,024	Tampa Bay 24, Miami 10
8/21	at Miami	57,400	Miami 28, Washington 7

1998 (4-0)

DATE	SITE	ATT.	SCORE
8/8	at Washington	64,243	Miami 19, Washington 16
8/13	at Miami	59,184	Miami 14, Tampa Bay 13
8/23	at San Francisco	53,214	Miami 21, San Francisco 20
8/28	at Miami	61,915	Miami 21, Green Bay 7

1999 (2-2)

DATE	SITE	ATT.	SCORE
8/13	at Miami	59,972	New Orleans 26, Miami 14
8/21	at San Diego	64,537	Miami 13, San Diego 10
8/28	at Miami	61,066	Miami 31, Detroit 10
9/2	at Green Bay	59,810	Green Bay 25, Miami 17

**DOLPHIN FACT**

In the 34-year history of the franchise, the Dolphins have had 19 dual 100-yard receiving games, 20 including playoffs. The most frequent duo has been Mark Clayton and Mark Duper, who combined for four dual 100-yard receiving games. Overall, Clayton was part of eight such games while Duper was in seven. The most recent game in which the Dolphins had two receivers surpass the 100-yard mark occurred on December 5, 1999 when Tony Martin accumulated 109 yards and a touchdown on six receptions and Oronde Gadsden totaled 103 yards and a score on six catches against the Colts at Pro Player Stadium. It marked the second time in 1999 that this tandem accounted for 100-yard receiving performances in the same game. The first occurred in the initial meeting with the Colts, on October 10 at the RCA Dome.

YEAR-BY-YEAR SCORES

● local TV blackout lifted (MN) = Monday night (TH) = Thursday night (SN) = Sunday night (FR) = Friday night

1966: Won 3, Lost 11 **Head Coach: George Wilson**
Fourth (tied) - Eastern Division

				DISTRI	ACTUAL
9/2	OAKLAND	L	14-23	26,776	25,188
9/9	NEW YORK JETS	L	14-19	34,402	33,650
9/18	at Buffalo	L	24-58	37,546	37,176
10/2	at San Diego	L	10-44	26,451	26,444
10/9	at Oakland	L	10-21	30,787	28,863
10/16	DENVER	W	24-7	23,393	22,191
10/23	at Houston	W	20-13	23,173	21,999
11/6	BUFFALO	L	0-29	37,177	36,685
11/13	at Kansas City	L	16-34	34,063	33,733
11/20	at New York Jets	L	13-30	58,664	57,092
11/27	BOSTON	L	14-20	22,754	22,480
12/4	at Denver	L	7-17	32,592	32,116
12/11	KANSAS CITY	L	18-19	19,387	17,881
12/18	HOUSTON	W	29-28	20,045	19,274
				427,210	414,772

1967: Won 4, Lost 10 **Head Coach: George Wilson**
Third (tied) - Eastern Division

				DISTRI	ACTUAL
9/17	DENVER	W	35-21	29,381	29,072
9/24	KANSAS CITY	L	0-24	36,272	33,280
10/1	at New York Jets	L	7-29	61,240	59,433
10/8	at Kansas City	L	0-41	45,291	42,920
10/15	at Boston	L	10-41	23,955	17,859
10/22	NEW YORK JETS	L	14-33	30,049	28,392
11/5	at Buffalo	L	13-35	31,622	30,950
11/12	at San Diego	L	0-24	34,761	32,395
11/19	at Oakland	L	17-31	37,295	33,753
11/26	BUFFALO	W	17-14	27,050	24,357
12/3	at Houston	L	14-17	21,865	20,979
12/10	SAN DIEGO	W	41-24	23,032	23,007
12/17	BOSTON	W	41-32	25,969	22,079
12/23	HOUSTON	L	10-41	31,121	29,628
				458,903	428,104

1968: Won 5, Lost 8, Tied 1 **Head Coach: George Wilson**
Third - Eastern Division

				DISTRI	ACTUAL
9/14	HOUSTON	L	10-24	40,067	38,097
9/21	OAKLAND	L	21-47	30,021	28,751
9/28	KANSAS CITY	L	3-48	28,501	27,732
10/6	at Houston	W	24-7	36,109	35,424
10/12	BUFFALO	T	14-14	28,653	28,559
10/20	at Cincinnati	W	24-22	25,936	25,076
10/27	at Denver	L	14-21	44,115	43,411
11/3	at San Diego	L	28-34	37,281	31,686
11/10	at Buffalo	W	21-17	28,759	28,399
11/17	CINCINNATI	L	21-38	31,747	30,304
11/24	at Boston	W	34-10	18,305	13,646
12/1	at New York Jets	L	17-35	61,766	60,207
12/8	BOSTON	W	38-7	24,902	24,242
12/15	NEW YORK JETS	L	7-31	32,843	31,302
				469,005	446,836

1969: Won 3, Lost 10, Tied 1 **Head Coach: George Wilson**
Fifth - Eastern Division

				DISTRI	ACTUAL
9/14	at Cincinnati	L	21-27	25,335	24,487
9/20	at Oakland	L	17-20	50,277	48,477

9/28	at Houston	L	10-22	41,086	40,387
10/4	OAKLAND	T	20-20	35,614	32,668
10/11	SAN DIEGO	L	14-21	34,585	33,073
10/19	at Kansas City	L	10-17	49,809	47,038
10/26	BUFFALO	W	24-6	39,837	39,194
11/2	at New York Jets.....	L	31-34	61,761	60,793
11/9	at Boston	W	17-16	19,821	10,665
11/16	at Buffalo	L	3-28	32,868	32,344
11/23	HOUSTON	L	7-32	27,218	27,114
11/30	Boston (at Tampa)	L	23-38	32,121	27,179
12/7	DENVER	W	27-24	25,332	24,972
12/14	NEW YORK JETS	L	9-27	48,108	42,148
				523,772	490,539

1970: Won 10, Lost 4 Head Coach: Don Shula
Second - Eastern Division

				DISTRIB	ACTUAL
9/20	at Boston	L	14-27	32,607	27,265
9/27	at Houston	W	20-10	39,840	38,779
10/3	OAKLAND	W	20-13	57,140	54,412
10/10	at New York Jets.....	W	20-6	62,712	61,801
10/18	at Buffalo	W	33-14	41,312	40,820
10/25	CLEVELAND	L	0-28	75,313	70,872
11/1	at Baltimore	L	0-35	60,240	59,305
11/8	at Philadelphia.....	L	17-24	58,171	53,149
11/15	NEW ORLEANS	W	21-10	42,866	41,557
11/22	BALTIMORE.....	W	34-17	67,699	63,362
11/30	at Atlanta (MN)	W	20-7	54,036	53,303
12/6	BOSTON	W	37-20	51,034	46,370
12/13	NEW YORK JETS	W	16-10	75,099	71,892
12/20	BUFFALO	W	45-7	70,990	64,957
				789,059	747,844

AMERICAN CONFERENCE PLAYOFF

12/27	at Oakland	L	14-21	54,401	52,594
-------	------------------	---	-------	--------	--------

1971: Won 10, Lost 3, Tied 1 Head Coach: Don Shula
First - Eastern Division

				DISTRIB	ACTUAL
9/19	at Denver	T	10-10	51,228	50,499
9/26	at Buffalo	W	29-14	45,139	44,626
10/3	NEW YORK JETS	L	10-14	70,670	67,161
10/10	at Cincinnati	W	23-13	60,099	59,090
10/17	NEW ENGLAND	W	41-3	58,822	56,222
10/24	at New York Jets.....	W	30-14	62,130	61,170
10/31	at Los Angeles	W	20-14	72,903	68,386
11/7	BUFFALO	W	34-0	61,016	57,748
11/14	PITTSBURGH	W	24-21	66,435	63,178
11/21	BALTIMORE	W	17-14	75,312	73,063
11/29	CHICAGO (MN)	W	34-3	75,312	73,071
12/5	at New England.....	L	13-34	61,457	60,110
12/11	at Baltimore	L	3-14	60,238	59,293
12/19	GREEN BAY.....	W	27-6	75,312	74,215
				896,073	867,832

AMERICAN CONFERENCE PLAYOFF

12/25	at Kansas City.....	W	27-24 (2 OT)	50,374	45,882
-------	---------------------	---	--------------	--------	--------

AMERICAN CONFERENCE CHAMPIONSHIP

1/2	BALTIMORE.....	W	21-0	78,939	78,629
-----	----------------	---	------	--------	--------

SUPER BOWL VI AT NEW ORLEANS

1/16	Dallas	L	3-24	81,023	80,591
------	--------------	---	------	--------	--------

1972: Won 14, Lost 0 Head Coach: Don Shula
First- Eastern Division

				DISTRIB	ACTUAL
9/17	at Kansas City.....	W	20-10	79,829	78,736
9/24	HOUSTON	W	34-13	77,821	75,069
10/1	at Minnesota	W	16-14	47,900	45,766
10/8	at New York Jets	W	27-17	63,841	61,720
10/15	SAN DIEGO	W	24-10	80,010	78,212
10/22	BUFFALO	W	24-23	80,010	78,175

10/29	at Baltimore	W	23-0	60,000	59,303
11/5	at Buffalo	W	30-16	46,206	45,659
11/12	NEW ENGLAND	W	52-0	80,010	78,148
11/19	NEW YORK JETS	W	28-24	80,010	78,166
11/27	ST. LOUIS (MN)	W	31-10	80,010	78,190
12/3	at New England	W	37-21	60,999	60,144
12/10	at New York Giants	W	23-13	62,728	62,728
12/16	BALTIMORE	W	16-0	80,010	78,202
				979,384	958,218

AMERICAN CONFERENCE PLAYOFF

12/24	CLEVELAND	W	20-14	78,916	78,196
-------	-----------------	---	-------	--------	--------

AMERICAN CONFERENCE CHAMPIONSHIP

12/31	at Pittsburgh	W	21-17	50,845	50,350
-------	---------------------	---	-------	--------	--------

SUPER BOWL VII AT LOS ANGELES

1/14	Washington	W	14-7	90,182	85,462
------	------------------	---	------	--------	--------

1973: Won 12, Lost 2 **Head Coach: Don Shula**
First- Eastern Division

				DISTRIB	ACTUAL
9/16	● SAN FRANCISCO	W	21-13	78,768	68,275
9/23	at Oakland	L	7-12	74,121	74,044
9/30	● NEW ENGLAND	W	44-23	78,830	62,508
10/7	● NEW YORK JETS	W	31-3	78,821	63,850
10/15	● at Cleveland (MN)	W	17-9	78,424	72,070
10/21	● BUFFALO	W	27-6	78,738	65,241
10/28	● at New England	W	30-14	60,268	57,617
11/4	● at New York Jets	W	24-14	61,462	57,591
11/11	● BALTIMORE	W	44-0	78,854	60,332
11/18	● at Buffalo	W	17-0	79,401	77,138
11/22	● at Dallas	W	14-7	62,967	58,089
12/3	● PITTSBURGH (MN)	W	30-26	78,922	68,901
12/9	at Baltimore	L	3-16	57,834	41,005
12/15	● DETROIT	W	34-7	78,337	53,375
				1,025,747	880,036

AMERICAN CONFERENCE PLAYOFF

12/23	CINCINNATI	W	34-16	78,928	75,770
-------	------------------	---	-------	--------	--------

AMERICAN CONFERENCE CHAMPIONSHIP

12/30	● OAKLAND	W	27-10	79,325	75,105
-------	-----------------	---	-------	--------	--------

SUPER BOWL VIII AT HOUSTON

1/13	Minnesota	W	24-7	71,882	68,142
------	-----------------	---	------	--------	--------

1974: Won 11, Lost 3 **Head Coach: Don Shula**
First - Eastern Division

				DISTRIB	ACTUAL
9/15	at New England	L	24-34	55,006	54,193
9/22	● at Buffalo	W	24-16	79,463	78,990
9/29	at San Diego	W	28-21	45,098	44,706
10/7	● NEW YORK JETS (MN) ...	W	21-17	78,219	61,527
10/13	● at Washington	L	17-20	54,395	54,395
10/20	KANSAS CITY	W	9-3	75,358	67,779
10/27	BALTIMORE	W	17-7	72,849	65,868
11/3	ATLANTA	W	42-7	74,935	64,399
11/10	at New Orleans	W	21-0	74,289	73,458
11/17	● BUFFALO	W	35-28	78,771	69,313
11/24	● at New York Jets	L	14-17	60,481	57,162
12/2	CINCINNATI (MN)	W	24-3	78,675	71,962
12/8	at Baltimore	W	17-16	40,911	34,420
12/15	● NEW ENGLAND	W	34-27	78,611	56,920
				947,061	855,092

AMERICAN CONFERENCE PLAYOFF

12/21	at Oakland	L	26-28	53,023	52,817
-------	------------------	---	-------	--------	--------

1975: Won 10, Lost 4 **Head Coach: Don Shula**
First (Tied) - Eastern Division

				DISTRIB	ACTUAL
9/22	OAKLAND (MN)	L	21-31	78,805	78,744
9/28	● at New England	W	22-14	61,279	60,602
10/5	● at Green Bay	W	31-7	56,267	55,270
10/12	PHILADELPHIA	W	24-16	62,925	60,127

10/19	● at New York Jets.....	W	43-0	60,471	47,191
10/26	● at Buffalo	W	35-30	79,429	79,080
11/2	at Chicago	W	46-13	56,577	51,298
11/9	NEW YORK JETS	W	27-7	75,631	72,896
11/16	● at Houston	L	19-20	50,494	48,892
11/23	BALTIMORE	L	17-33	67,029	61,986
12/1	NEW ENGLAND (MN)	W	20-7	68,480	61,963
12/7	BUFFALO	W	31-21	78,701	74,573
12/14	● at Baltimore	L	7-10 (OT)	59,808	59,398
12/20	DENVER	W	14-13	56,187	43,064
				912,083	855,084

1976: Won 6, Lost 8 Head Coach: Don Shula
Third-Eastern Division

				DISTRIB	ACTUAL
9/13	at Buffalo (MN)	W	30-21	77,800	77,683
9/19	at New England.....	L	14-30	46,227	46,053
9/26	NEW YORK JETS	W	16-0	53,600	49,754
10/3	LOS ANGELES	L	28-31	65,314	60,753
10/10	● at Baltimore	L	14-28	59,295	58,832
10/17	KANSAS CITY	L	17-20 (OT)	50,471	43,325
10/24	at Tampa Bay	W	23-20	63,016	59,155
10/31	NEW ENGLAND	W	10-3	57,984	52,863
11/7	at New York Jets.....	W	27-7	58,882	53,344
11/14	● at Pittsburgh	L	3-14	49,813	48,945
11/22	BALTIMORE (MN)	L	16-17	68,372	62,104
11/28	at Cleveland	L	13-17	76,562	74,715
12/5	BUFFALO	W	45-27	51,423	43,475
12/11	MINNESOTA	L	7-29	52,945	46,543
				831,704	777,544

1977: Won 10, Lost 4 Head Coach: Don Shula
First (Tied) - Eastern Division

				DISTRIB	ACTUAL
9/18	at Buffalo	W	13-0	78,048	76,097
9/25	at San Francisco	W	19-15	45,560	40,503
10/2	HOUSTON	W	27-7	50,764	49,619
10/9	at Baltimore	L	28-45	57,829	57,005
10/16	NEW YORK JETS	W	21-17	45,048	43,446
10/23	SEATTLE	W	31-13	38,967	29,858
10/30	SAN DIEGO	L	13-14	47,525	40,670
11/6	at New York Jets.....	W	14-10	53,698	51,582
11/13	NEW ENGLAND	W	17-5	67,907	67,502
11/20	● at Cincinnati	L	17-23	58,710	46,733
11/24	● at St. Louis	W	55-14	50,855	50,269
12/5	● BALTIMORE (MN)	W	17-6	74,216	68,977
12/11	● at New England.....	L	10-14	61,279	61,064
12/17	BUFFALO	W	31-14	45,855	39,626
				776,261	722,951

1978: Won 11, Lost 5 Head Coach: Don Shula
First (Tied) - Eastern Division

				DISTRIB	ACTUAL
9/3	at New York Jets.....	L	20-33	53,941	49,598
9/10	at Baltimore	W	42-0	47,658	46,426
9/17	BUFFALO	W	31-24	51,362	48,373
9/24	● at Philadelphia	L	3-17	64,328	62,998
10/1	ST. LOUIS	W	24-10	47,650	43,882
10/9	CINCINNATI (MN)	W	21-0	57,481	54,729
10/15	at San Diego	W	28-21	51,426	50,637
10/22	● at New England.....	L	24-33	61,297	60,424
10/29	BALTIMORE	W	26-8	55,783	53,524
11/5	● DALLAS	W	23-16	74,058	70,414
11/12	at Buffalo	W	25-24	50,110	48,623
11/20	● at Houston (MN)	L	30-35	51,189	50,290
11/26	NEW YORK JETS	L	13-24	53,900	49,255
12/3	● at Washington	W	16-0	54,239	52,860
12/10	OAKLAND	W	23-6	73,889	73,003
12/18	NEW ENGLAND (MN)	W	23-3	73,945	72,071
				922,256	887,107

AFC WILD-CARD PLAYOFF					
12/24	HOUSTON	L	9-17	72,445	70,036
1979:	Won 10, Lost 6	Head Coach: Don Shula			
	First - Eastern Division				
				DISTRIB	ACTUAL
9/2	at Buffalo	W	9-7	70,841	69,441
9/9	SEATTLE	W	19-10	60,045	56,233
9/16	● at Minnesota	W	27-12	47,748	44,187
9/23	CHICAGO	W	31-16	66,598	66,011
9/30	at New York Jets	L	27-33	59,595	51,496
10/8	● at Oakland (MN)	L	3-13	53,419	52,419
10/14	BUFFALO	W	17-7	54,062	45,597
10/21	● at New England	L	13-28	61,297	61,096
10/28	GREEN BAY	W	27-7	54,343	47,741
11/5	HOUSTON (MN)	L	6-9	73,900	70,273
11/11	BALTIMORE	W	19-0	56,884	50,193
11/18	at Cleveland	L	24-30 (OT)	81,300	80,374
11/25	at Baltimore	W	28-24	44,989	36,016
11/29	● NEW ENGLAND (TH)	W	39-24	73,628	69,174
12/9	at Detroit	W	28-10	79,073	78,087
12/15	NEW YORK JETS	L	24-27	58,620	49,915
				996,342	930,253
AMERICAN CONFERENCE PLAYOFF					
12/30	● at Pittsburgh	L	14-34	50,320	50,214
1980:	Won 8, Lost 8	Head Coach: Don Shula			
	Third - Eastern Division				
				DISTRIB	ACTUAL
9/7	at Buffalo	L	7-17	80,020	79,598
9/14	CINCINNATI	W	17-16	45,480	38,322
9/21	● at Atlanta	W	20-17	58,558	55,479
9/28	NEW ORLEANS	W	21-16	46,599	40,946
10/5	BALTIMORE	L	17-30	53,838	50,631
10/12	● at New England	L	0-34	60,392	60,377
10/19	BUFFALO	W	17-14	49,499	41,636
10/27	at New York Jets (MN)	L	14-17	59,677	53,046
11/2	at Oakland	L	10-16	47,274	46,378
11/9	● at Los Angeles	W	35-14	67,751	62,198
11/16	SAN FRANCISCO	W	17-13	50,219	45,135
11/20	SAN DIEGO (TH)	L	24-27 (OT)	66,009	63,013
11/30	● at Pittsburgh	L	10-23	54,082	51,384
12/8	NEW ENGLAND (MN)	W	16-13 (OT)	63,936	63,292
12/14	at Baltimore	W	24-14	36,136	30,564
12/20	NEW YORK JETS	L	17-24	47,920	41,854
				887,390	823,853
1981:	Won 11, Lost 4, Tied 1	Head Coach: Don Shula			
	First - Eastern Division				
				DISTRIB	ACTUAL
9/6	at St. Louis	W	20-7	50,923	50,351
9/10	PITTSBURGH (TH)	W	30-10	75,059	74,190
9/20	● at Houston	W	16-10	51,344	47,379
9/27	at Baltimore	W	31-28	42,452	41,630
10/4	NEW YORK JETS	T	28-28 (OT)	69,631	68,723
10/12	● at Buffalo (MN)	L	21-31	79,275	78,576
10/18	WASHINGTON	W	13-10	51,710	47,367
10/25	● at Dallas	L	27-28	65,066	64,221
11/1	BALTIMORE	W	27-10	50,473	46,061
11/8	● at New England	W	30-27 (OT)	61,297	60,436
11/15	OAKLAND	L	17-33	66,359	61,777
11/22	● at New York Jets	L	15-16	60,370	59,962
11/30	● PHILADELPHIA (MN)	W	13-10	73,916	67,797
12/6	NEW ENGLAND	W	24-14	54,326	50,421
12/13	at Kansas City	W	17-7	57,477	57,407
12/19	BUFFALO	W	16-6	73,629	72,956
				983,307	949,254
AMERICAN CONFERENCE PLAYOFF					
1/2	● SAN DIEGO	L	38-41 (OT)	74,233	73,735

1982: Won 7, Lost 2 Head Coach: Don Shula
Second (Tied) - American Football Conference

				DISTRIB	ACTUAL
9/12	at New York Jets	W	45-28	54,236	53,360
9/19	BALTIMORE	W	24-20	53,823	51,999
11/21	at Buffalo	W	9-7	54,475	52,945
11/29	at Tampa Bay (MN)	L	17-23	70,686	54,854
12/5	MINNESOTA	W	22-14	50,474	45,721
12/12	at New England	L	0-3	33,293	25,716
12/18	NEW YORK JETS	W	20-19	67,825	67,702
12/27	BUFFALO (MN)	W	27-10	75,051	73,924
1/2	at Baltimore	W	34-7	22,354	19,073
				482,217	445,294

Games Lost to Strike: at Green Bay (9/26), at Cincinnati (10/3), DETROIT (10/10), NEW ENGLAND (10/17), at L.A. Raiders (10/31), SAN DIEGO (MN, 11/8), CLEVELAND (11/14)

AMERICAN CONFERENCE PLAYOFF (first round)

1/8	NEW ENGLAND	W	28-13	70,881	68,842
-----	-------------------	---	-------	--------	--------

AMERICAN CONFERENCE PLAYOFF (second round)

1/16	● SAN DIEGO	W	34-13	73,772	71,383
------	-------------------	---	-------	--------	--------

AMERICAN CONFERENCE CHAMPIONSHIP

1/23	● NEW YORK JETS	W	14-0	74,918	67,396
------	-----------------------	---	------	--------	--------

SUPER BOWL XVII AT PASADENA

1/30	Washington	L	17-27		103,667
------	------------------	---	-------	--	---------

1983: Won 12, Lost 4 Head Coach: Don Shula
First - Eastern Division

				DISTRIB	ACTUAL
9/4	at Buffalo	W	12-0	80,020	78,715
9/11	NEW ENGLAND	W	34-24	62,309	59,343
9/19	at L.A. Raiders (MN)	L	14-27	60,696	57,796
9/25	KANSAS CITY	W	14-6	55,125	50,785
10/2	at New Orleans	L	7-17	71,081	66,489
10/9	BUFFALO	L	35-38 (OT)	62,716	59,948
10/16	at New York Jets	W	32-14	60,370	58,615
10/23	at Baltimore	W	21-7	45,768	32,343
10/30	L.A. RAMS	W	30-14	74,856	72,175
11/6	at San Francisco	W	20-17	61,047	57,832
11/13	at New England	L	6-17	61,150	60,771
11/20	BALTIMORE	W	37-0	59,736	54,482
11/28	● CINCINNATI (MN)	W	38-14	75,007	74,506
12/4	at Houston	W	24-17	50,365	39,434
12/10	ATLANTA	W	31-24	62,552	56,725
12/16	NEW YORK JETS (FR)	W	34-14	75,057	59,975
				1,017,855	939,934

AMERICAN CONFERENCE PLAYOFF

12/31	SEATTLE	L	20-27	75,116	71,032
-------	---------------	---	-------	--------	--------

1984: Won 14, Lost 2 Head Coach: Don Shula
First - Eastern Division

				DISTRIB	ACTUAL
9/2	● at Washington	W	35-17	55,431	52,683
9/9	NEW ENGLAND	W	28-7	67,843	66,083
9/17	at Buffalo (MN)	W	21-17	66,317	65,455
9/23	INDIANAPOLIS	W	44-7	57,813	55,415
9/30	at St. Louis	W	36-28	48,605	46,991
10/7	● at Pittsburgh	W	31-7	59,103	59,103
10/14	HOUSTON	W	28-10	59,106	54,080
10/21	at New England	W	44-24	60,890	60,711
10/28	BUFFALO	W	38-7	61,897	58,824
11/4	at New York Jets	W	31-17	76,891	72,655
11/11	PHILADELPHIA	W	24-23	70,805	70,227
11/18	at San Diego	L	28-34 (OT)	60,234	53,041
11/26	NEW YORK JETS (MN) ...	W	28-17	75,002	74,884
12/2	● L.A. RAIDERS	L	34-45	75,151	71,222
12/9	● at Indianapolis	W	35-17	60,695	60,411
12/17	● DALLAS (MN)	W	28-21	75,105	74,139
				1,030,888	995,924

AMERICAN CONFERENCE PLAYOFF					
12/29	● SEATTLE	W	31-10	74,291	73,469
AMERICAN CONFERENCE CHAMPIONSHIP					
1/6	● PITTSBURGH	W	45-28	76,029	76,029
SUPER BOWL XIX AT PALO ALTO					
1/20	San Francisco	L	16-38		84,059
1985:	Won 12, Lost 4			Head Coach: Don Shula	
	First - Eastern Division				
				DISTRIB	ACTUAL
9/8	at Houston	L	23-26	50,157	47,656
9/15	INDIANAPOLIS	W	30-13	57,772	53,693
9/22	KANSAS CITY	W	31-0	72,238	69,791
9/29	● at Denver	W	30-26	75,100	73,614
10/6	● PITTSBURGH	W	24-20	75,070	72,820
10/14	● at New York Jets (MN)	L	7-23	76,891	73,807
10/20	TAMPA BAY	W	41-38	62,987	62,335
10/27	● at Detroit	L	21-31	80,638	75,291
11/3	● at New England	L	13-17	61,000	58,811
11/10	● NEW YORK JETS	W	21-17	75,275	73,695
11/17	● at Indianapolis	W	34-20	60,656	59,666
11/24	at Buffalo	W	23-14	53,529	50,474
12/2	● CHICAGO (MN)	W	38-24	75,594	75,594
12/8	● at Green Bay	W	34-24	56,860	52,671
12/16	● NEW ENGLAND (MN)	W	30-27	75,825	69,489
12/22	BUFFALO	W	28-0	65,686	64,811
				1,075,278	1,034,218
AMERICAN CONFERENCE PLAYOFF					
1/4	● CLEVELAND	W	24-21	75,842	75,128
AMERICAN CONFERENCE CHAMPIONSHIP					
1/12	● NEW ENGLAND	L	14-31	76,270	74,978
1986:	Won 8, Lost 8			Head Coach: Don Shula	
	Third - Eastern Division				
				DISTRIB	ACTUAL
9/7	● at San Diego	L	28-50	60,147	57,726
9/14	INDIANAPOLIS	W	30-10	58,442	51,848
9/21	● at New York Jets	L	45-51 (OT)	76,891	71,025
9/28	SAN FRANCISCO	L	16-31	74,730	70,264
10/5	● at New England	L	7-34	61,000	60,689
10/12	BUFFALO	W	27-14	59,089	49,467
10/19	● L.A. RAIDERS	L	28-30	75,284	53,421
10/26	● at Indianapolis	W	17-13	60,596	58,350
11/2	HOUSTON	W	28-7	56,321	43,804
11/10	● at Cleveland (MN)	L	16-26	79,793	77,949
11/16	● at Buffalo	W	34-24	80,290	76,474
11/24	● NEW YORK JETS (MN) ...	W	45-3	76,254	70,206
11/30	ATLANTA	L	14-20	62,309	53,762
12/7	at New Orleans	W	31-27	69,136	64,761
12/14	● at L.A. Rams	W	37-31 (OT)	68,379	62,629
12/22	NEW ENGLAND (MN)	L	27-34	76,254	74,516
				1,094,915	996,891
1987:	Won 8, Lost 7			Head Coach: Don Shula	
	Second (Tied) - Eastern Division				
				DISTRIB	ACTUAL
9/13	● at New England	L	21-28	60,864	54,642
9/20	at Indianapolis	W	23-10	58,704	57,524
10/4	● at Seattle	L	20-24	32,056	19,448
10/11	KANSAS CITY	W	42-0	43,875	25,867
10/18	● at New York Jets	L	31-37 (OT)	39,000	18,249
10/25	BUFFALO	L	31-34 (OT)	70,592	61,295
11/1	PITTSBURGH	W	35-24	72,028	52,578
11/8	● at Cincinnati	W	20-14	59,931	53,840
11/15	INDIANAPOLIS	L	21-40	72,070	65,433
11/22	● at Dallas (SN)	W	20-14	63,292	56,519
11/29	at Buffalo	L	0-27	72,350	68,055
12/7	● NEW YORK JETS (MN) ...	W	37-28	72,672	62,592
12/13	● at Philadelphia	W	28-10	65,746	63,841

12/20	● WASHINGTON (SN)	W	23-21	72,743	65,715
12/28	● NEW ENGLAND (MN)	L	10-24	72,630	61,192
				928,553	786,790

Game Lost to Strike: NEW YORK GIANTS (9/27)

1988: Won 6, Lost 10 **Head Coach: Don Shula**
Fifth - Eastern Division

				DISTRIB	ACTUAL
9/4	● at Chicago	L	7-34	66,496	63,330
9/11	● at Buffalo	L	6-9	80,343	79,529
9/18	GREEN BAY	W	24-14	61,965	54,409
9/25	● at Indianapolis	L	13-15	60,577	59,638
10/2	MINNESOTA	W	24-7	65,757	59,867
10/9	at L.A. Raiders	W	24-14	55,178	50,751
10/16	SAN DIEGO	W	31-28	64,623	58,972
10/23	NEW YORK JETS	L	30-44	72,756	68,292
10/30	at Tampa Bay	W	17-14	74,314	67,352
11/6	● at New England	L	10-21	60,945	60,840
11/14	BUFFALO (MN)	L	6-31	72,610	67,091
11/20	NEW ENGLAND (SN)	L	3-6	65,009	53,525
11/27	● at New York Jets	L	34-38	76,891	52,752
12/4	INDIANAPOLIS	L	28-31	61,613	45,236
12/12	CLEVELAND (MN)	W	38-31	71,518	61,884
12/18	● at Pittsburgh	L	24-40	59,000	36,051
				1,069,595	939,519

1989: Won 8, Lost 8 **Head Coach: Don Shula**
Second (Tied) - Eastern Division

				DISTRIB	ACTUAL
9/10	BUFFALO	L	24-27	58,373	54,541
9/17	at New England	W	24-10	58,089	57,043
9/24	NEW YORK JETS	L	33-40	67,673	65,908
10/1	at Houston	L	7-39	53,617	53,326
10/8	CLEVELAND	W	13-10 (OT)	64,542	58,444
10/15	● at Cincinnati	W	20-13	60,044	58,184
10/22	GREEN BAY	W	23-20	60,570	56,624
10/29	● at Buffalo	L	17-31	80,422	80,208
11/5	INDIANAPOLIS	W	19-13	57,916	52,680
11/12	● at New York Jets	W	31-23	76,891	65,923
11/19	at Dallas	W	17-14	58,738	56,044
11/26	PITTSBURGH	L	14-34	65,302	59,936
12/3	at Kansas City	L	21-26	56,004	54,610
12/10	NEW ENGLAND (SN)	W	31-10	62,127	55,918
12/17	● at Indianapolis	L	13-42	60,643	55,665
12/24	KANSAS CITY	L	24-27	55,952	43,612
				996,903	928,666

1990: Won 12, Lost 4 **Head Coach: Don Shula**
Second - Eastern Division

				DISTRIB	ACTUAL
9/9	at New England	W	27-24	45,628	45,305
9/16	BUFFALO	W	30-7	68,490	68,142
9/23	● at New York Giants	L	3-20	77,186	76,483
9/30	● at Pittsburgh	W	28-6	59,000	54,691
10/7	NEW YORK JETS	W	20-16	71,835	69,678
10/18	NEW ENGLAND (TH)	W	17-10	65,017	62,630
10/28	● at Indianapolis	W	27-7	60,649	59,213
11/4	PHOENIX	W	23-3	57,652	54,924
11/11	● at New York Jets	W	17-3	76,891	68,362
11/19	● L.A. RAIDERS (MN)	L	10-13	72,393	70,553
11/25	at Cleveland	W	30-13	73,195	70,225
12/2	● at Washington	L	20-42	55,683	53,599
12/9	● PHILADELPHIA (SN)	W	23-20 (OT)	71,904	67,034
12/16	SEATTLE	W	24-17	61,843	57,851
12/23	● at Buffalo	L	14-24	80,433	80,235
12/30	INDIANAPOLIS	W	23-17	63,797	59,547
				1,061,596	1,018,472

AMERICAN CONFERENCE FIRST ROUND PLAYOFF					
1/5	● KANSAS CITY	W	17-16	73,067	67,276
AMERICAN CONFERENCE DIVISIONAL PLAYOFF					
1/12	● at Buffalo	L	34-44	80,252	77,087
1991:	Won 8, Lost 8	Head Coach: Don Shula			
	Second (Tied) - Eastern Division				
				DISTRIB	ACTUAL
9/1	● at Buffalo	L	31-35	80,368	80,252
9/8	INDIANAPOLIS	W	17-6	55,076	51,155
9/15	at Detroit	L	13-17	59,693	56,896
9/22	GREEN BAY	W	16-13	57,799	56,583
9/29	● at New York Jets	L	23-41	76,891	71,170
10/6	at New England	W	20-10	55,075	49,749
10/13	● at Kansas City	L	7-42	77,865	76,021
10/20	HOUSTON	L	13-17	66,328	60,705
11/3	at Indianapolis	W	10-6	57,154	55,899
11/10	NEW ENGLAND (SN)	W	30-20	59,169	56,065
11/18	● BUFFALO (MN)	L	27-41	72,839	71,062
11/24	● at Chicago	W	16-13 (OT)	66,946	58,288
12/1	TAMPA BAY	W	33-14	59,393	51,036
12/9	CINCINNATI (MN)	W	37-13	64,844	60,616
12/15	at San Diego	L	30-38	53,140	47,731
12/22	● NEW YORK JETS	L	20-23 (OT)	72,487	69,636
				1,035,067	972,864
1992:	Won 11, Lost 5	Head Coach: Don Shula			
	First - Eastern Division				
				DISTRIB	ACTUAL
9/14	at Cleveland (MN)	W	27-23	76,910	74,765
9/20	L.A. RAMS	W	26-10	59,892	55,945
9/27	● at Seattle	W	19-17	65,879	59,374
10/4	● at Buffalo	W	37-10	80,404	80,368
10/11	ATLANTA	W	21-17	71,646	68,633
10/18	NEW ENGLAND	W	38-17	61,120	57,282
10/25	INDIANAPOLIS	L	20-31	62,515	61,117
11/1	● at New York Jets	L	14-26	76,891	69,313
11/8	at Indianapolis	W	28-0	61,046	59,892
11/16	● BUFFALO (MN)	L	20-26	72,460	70,629
11/22	● HOUSTON	W	19-16	72,009	63,597
11/29	● at New Orleans	L	13-24	68,591	68,591
12/6	● at San Francisco	L	3-27	66,461	58,474
12/14	● L.A. RAIDERS (MN)	W	20-7	72,220	67,098
12/20	● NEW YORK JETS (SN)	W	19-17	72,133	68,275
12/27	at New England	W	16-13 (OT)	43,137	34,726
				1,083,314	1,018,079
AMERICAN CONFERENCE DIVISIONAL PLAYOFF					
1/10	● SAN DIEGO	W	31-0	72,625	71,224
AMERICAN CONFERENCE CHAMPIONSHIP					
1/17	● BUFFALO	L	10-29	72,996	72,703
1993:	Won 9, Lost 7	Head Coach: Don Shula			
	Second - Eastern Division				
				DISTRIB	ACTUAL
9/5	at Indianapolis	W	24-20	54,249	51,858
9/12	NEW YORK JETS	L	14-24	73,150	70,314
9/26	● at Buffalo	W	22-13	80,076	79,635
10/4	● WASHINGTON (MN)	W	17-10	73,672	68,568
10/10	● at Cleveland	W	24-14	78,512	78,138
10/24	INDIANAPOLIS (SN)	W	41-27	61,209	57,301
10/31	● KANSAS CITY	W	30-10	73,886	67,765
11/7	● at New York Jets	L	10-27	77,289	71,306
11/14	● at Philadelphia	W	19-14	66,552	64,213
11/21	NEW ENGLAND	W	17-13	65,929	59,982
11/25	● at Dallas	W	16-14	60,198	60,198
12/5	● NEW YORK GIANTS	L	14-19	74,444	72,161
12/13	● PITTSBURGH (MN)	L	20-21	73,882	70,232
12/19	● BUFFALO	L	34-47	74,504	71,597
12/27	● at San Diego (MN)	L	20-45	63,349	60,311

1/2	● at New England.....	L	27-33 (OT)	60,290	53,883
				1,111,191	1,057,462

1994: Won 10, Lost 6 **Head Coach: Don Shula**
First - Eastern Division

				DISTRIB	ACTUAL
9/4	NEW ENGLAND	W	39-35	73,821	71,023
9/11	● Green Bay (at Mil.).....	W	24-14	56,051	55,011
9/18	● NEW YORK JETS	W	28-14	73,925	68,977
9/25	● at Minnesota.....	L	35-38	64,035	64,035
10/2	● at Cincinnati (SN).....	W	23-7	59,943	55,056
10/9	● at Buffalo	L	11-21	79,583	79,491
10/16	● L.A. RAIDERS.....	W	20-17 (OT)	74,207	70,112
10/30	● at New England.....	W	23-3	60,292	59,167
11/6	INDIANAPOLIS	W	22-21	74,028	71,158
11/13	● CHICAGO.....	L	14-17	74,340	64,871
11/20	● at Pittsburgh.....	L	13-16 (OT)	59,148	59,148
11/27	● at New York Jets.....	W	28-24	77,716	75,606
12/4	● BUFFALO (SN)	L	31-42	74,436	69,358
12/12	● KANSAS CITY (MN)	W	45-28	74,421	71,578
12/18	● at Indianapolis.....	L	6-10	60,714	58,867
12/25	● DETROIT (SN)	W	27-20	74,302	70,980
				1,110,962	1,064,438

AMERICAN CONFERENCE FIRST-ROUND PLAYOFF

12/31	● KANSAS CITY	W	27-17	74,248	69,757
-------	---------------------	---	-------	--------	--------

AMERICAN CONFERENCE DIVISIONAL PLAYOFF

1/8	● at San Diego	L	21-22	63,682	63,381
-----	----------------------	---	-------	--------	--------

1995: Won 9, Lost 7 **Head Coach: Don Shula**
Second (Tied) - Eastern Division

				DISTRIB	ACTUAL
9/3	● NEW YORK JETS	W	52-14	74,900	71,317
9/10	● at New England.....	W	20-3	60,292	60,239
9/18	● PITTSBURGH (MN).....	W	23-10	75,186	72,874
10/1	● at Cincinnati	W	26-23	56,448	52,671
10/8	● INDIANAPOLIS	L	24-27 (OT)	75,181	68,471
10/15	at New Orleans	L	30-33	64,529	55,628
10/22	● at N.Y. Jets	L	16-17	77,716	67,228
10/29	● BUFFALO	W	23-6	75,224	71,060
11/5	● at San Diego (SN).....	W	24-14	63,199	61,996
11/12	● NEW ENGLAND	L	17-34	75,378	70,399
11/20	● SAN FRANCISCO (MN)...	L	20-44	75,557	73,080
11/26	● at Indianapolis.....	L	28-36	60,902	60,414
12/3	● ATLANTA	W	21-20	75,217	63,395
12/11	● KANSAS CITY (MN)	W	13-6	75,311	70,321
12/17	● at Buffalo	L	20-23	79,703	79,531
12/24	● at St. Louis	W	41-22	65,728	63,876
				1,129,674	1,062,500

AMERICAN CONFERENCE FIRST-ROUND PLAYOFF

12/30	● at Buffalo	L	22-37	79,671	73,103
-------	--------------------	---	-------	--------	--------

1996: Won 8, Lost 8 **Head Coach: Jimmy Johnson**
Fourth - Eastern Division

				DISTRIB	ACTUAL
9/1	● NEW ENGLAND	W	24-10	74,855	71,542
9/8	at Arizona (SN)	W	38-10	57,988	55,444
9/15	● NEW YORK JETS	W	36-27	75,103	68,137
9/23	● at Indianapolis (MN).....	L	6-10	61,393	60,891
10/6	● SEATTLE.....	L	15-22	75,224	59,539
10/13	● at Buffalo	W	21-7	79,803	79,642
10/20	● at Philadelphia.....	L	28-35	66,890	66,240
10/27	● DALLAS.....	L	10-29	75,651	75,283
11/3	● at New England.....	L	23-42	60,292	58,942
11/10	● INDIANAPOLIS	W	37-13	75,387	66,623
11/17	at Houston.....	W	23-20	48,890	47,358
11/25	● PITTSBURGH (MN)	L	17-24	75,507	73,489
12/1	● at Oakland.....	L	7-17	61,436	60,591
12/8	● NEW YORK GIANTS.....	L	7-17	75,234	63,889

12/16	● BUFFALO (MN)	W	16-14	75,388	67,016
12/22	● at New York Jets	W	31-28	77,716	47,271
				1,115,257	1,022,297

1997: Won 9, Lost 7
Second - Eastern Division

Head Coach: Jimmy Johnson

					PAID
8/31	INDIANAPOLIS	W	16-10		70,813
9/7	TENNESSEE	W	16-13 (OT)		64,439
9/14	● at Green Bay	L	18-23		60,075
9/21	● at Tampa Bay (SN)	L	21-31		73,314
10/5	● KANSAS CITY	W	17-14		71,794
10/12	● at New York Jets	W	31-20		75,601
10/19	● at Baltimore	W	24-13		64,354
10/27	● CHICAGO (MN)	L	33-36 (OT)		73,156
11/2	● at Buffalo	L	6-9		78,011
11/9	● NEW YORK JETS	W	24-17		73,089
11/17	● BUFFALO (MN)	W	30-13		74,155
11/23	● at New England	L	24-27		59,002
11/30	at Oakland	W	34-16		50,569
12/7	● DETROIT (SN)	W	33-30		72,266
12/14	● at Indianapolis	L	0-41		61,282
12/22	● NEW ENGLAND (MN)	L	12-14		74,379
					1,095,669

AMERICAN CONFERENCE FIRST-ROUND PLAYOFF

12/28	● at New England	L	3-17		60,041
-------	------------------------	---	------	--	--------

1998: Won 10, Lost 6
Second - Eastern Division

Head Coach: Jimmy Johnson

					PAID
9/6	● at Indianapolis	W	24-15		65,087
9/13	● BUFFALO	W	13-7		73,097
9/20	● PITTSBURGH	W	21-0		73,948
10/4	● at N.Y. Jets	L	9-20		75,257
10/12	● at Jacksonville (MN)	L	21-28		74,051
10/18	ST. LOUIS	W	14-0		65,418
10/25	● NEW ENGLAND	W	12-9 (OT)		73,973
11/1	● at Buffalo	L	24-30		79,011
11/8	● INDIANAPOLIS	W	27-14		73,400
11/15	at Carolina	W	13-9		67,887
11/23	● at New England (MN)	L	23-26		58,729
11/29	● NEW ORLEANS	W	30-10		73,216
12/6	at Oakland	W	27-17		61,254
12/13	● N.Y. JETS (SN)	L	16-21		74,369
12/21	● DENVER (MN)	W	31-21		74,363
12/ 27	● at Atlanta	L	16-38		69,754
					1,132,814

AMERICAN CONFERENCE FIRST-ROUND PLAYOFF

1/2	● BUFFALO	W	24-17		72,698
-----	-----------------	---	-------	--	--------

AMERICAN CONFERENCE DIVISIONAL PLAYOFF

1/9	● at Denver	L	3-38		75,729
-----	-------------------	---	------	--	--------

1999: Won 9, Lost 7
Second - Eastern Division

Head Coach: Jimmy Johnson

					PAID
9/13	● at Denver	W	38-21		75,623
9/19	● ARIZONA	W	19-16		73,618
10/4	● BUFFALO	L	18-23		74,073
10/10	● at Indianapolis	W	34-31		56,810
10/17	● at New England	W	31-30		60,006
10/24	● PHILADELPHIA	W	16-13		73,975
10/31	at Oakland	W	16-9		61,556
11/7	● TENNESSEE	W	17-0		74,109
11/14	● at Buffalo	L	3-23		72,810
11/21	● NEW ENGLAND	W	28-17		74,295
11/25	● at Dallas	L	0-20		64,328
12/5	● INDIANAPOLIS	L	34-37		74,096
12/12	● at New York Jets	L	20-28		78,246

12/19	● SAN DIEGO	W	12-9	73,765
12/27	● NEW YORK JETS	L	31-38	74,230
1/2	● at Washington	L	10-21	78,106
				1,139,646
AMERICAN CONFERENCE FIRST-ROUND PLAYOFF				
1/2	● at Seattle	W	20-17	66,170
AMERICAN CONFERENCE DIVISIONAL PLAYOFF				
1/9	● at Jacksonville	L	7-62	75,173

COLDEST GAMES

DATE	TEAM	W/L	SCORE	TEMPERATURE- CONDITIONS
12/11/77	at New England	L	10-14	14°, clear
12/12/82	at New England	L	0-3	22°, snowy
12/8/85	at Green Bay	W	34-24	23°, cloudy
12/18/88	at Pittsburgh	L	24-40	23°, overcast, light snow
12/3/89	at Kansas City	L	21-26	23°, clear
12/27/92	at New England (OT)	W	16-13	23°, clear
12/20/79	**at Pittsburgh	L	14-34	24°, hazy and clearing
12/17/95	at Buffalo	L	20-23	26°, some sun
11/24/91	at Chicago (OT)	W	16-13	27°, cloudy, flurries
11/5/67	at Buffalo	L	13-35	28°, snow

**Playoff Game

NOTE: Coldest game in Miami was 12/24/89 vs. Kansas City (27-24 win by Chiefs): 40° and clear.

WARMEST GAMES

DATE	TEAM	W/L	SCORE	TEMPERATURE- CONDITIONS
9/8/96	at Arizona	W	38-10	101°, night and dry
10/9/88	at L.A. Raiders	W	24-14	96°, clear and dry
9/3/95	N.Y. JETS	W	52-14	94°, mostly sunny
10/9/66	at Oakland	L	10-21	93°, sunny
8/19/83	*at Washington	W	38-7	93°, fair and muggy
9/1/96	NEW ENGLAND	W	24-10	93°, mostly sunny
9/17/72	at Kansas City	W	20-10	91°, sunny
9/24/89	N.Y. JETS	L	33-40	91°, partly sunny
9/18/95	PITTSBURGH	W	23-10	91°, partly cloudy
9/28/80	NEW ORLEANS	W	21-16	90°, partly cloudy
9/4/83	at Buffalo	W	12-0	90°, sunny
9/14/86	INDIANAPOLIS	W	30-10	90°, sunny

*Preseason Game



DOLPHIN FACT

The Dolphins owned a 5-1 record in 1999 in games decided by three points or less and a 6-3 record in games decided by seven points or less. In games decided by three points or less, Miami is 59-45-4 (.565) since the team's inception in 1966. Miami's record in games decided by seven or fewer points is 113-92-4 (.550).

1966 FINAL STATISTICS (3-11)

DATE	OPPONENT	SCORE	W/L	ATT.
9/2	OAKLAND	14-23	L	25,188
9/9	NEW YORK	14-19	L	33,650
9/18	at Buffalo	24-58	L	37,176
10/2	at San Diego	10-44	L	26,444
10/9	at Oakland	10-21	L	28,863
10/16	DENVER	24-7	W	22,191
10/23	at Houston	20-13	W	21,999
11/6	BUFFALO	0-29	L	36,685
11/13	at Kansas City	16-34	L	33,733
11/20	at New York	13-30	L	57,092
11/27	BOSTON	14-20	L	22,480
12/4	at Denver	7-17	L	32,116
12/11	KANSAS CITY	18-19	L	17,881
12/18	HOUSTON	29-28	W	19,274

TEAM STATISTICS	MIA.	OPP.
TOTAL FIRST DOWNS	200	237
By Rushing	75	83
By Passing	103	140
By Penalty	22	14
TOTAL NET YARDS	3458	4611
Average Per Game	247.0	329.4
Total Plays	884	857
Average Per Play	3.9	5.4
NET YARDS RUSHING	1410	1510
Average Per Game	100.7	107.9
Total Rushes	394	416
NET YARDS PASSING	2048	3101
Average Per Game	146.3	221.5
Tackled/Yards Lost	36/326	16/180
Gross Yards	2374	3281
Attempts/Completions	454/179	425/198
Completion Percentage	39.4	46.6
Had Intercepted	32	31
PUNTS/AVERAGE	82/39.4	64/43.9
PENALTIES/YARDS	70/630	81/882
FUMBLES/BALL LOST	29/10	25/15
TOUCHDOWNS	26	44
By Rushing	5	15
By Passing	16	25
By Returns	5	4

Score By Quarters	1	2	3	4	Total
DOLPHINS	39	64	24	86	213
OPPONENTS	64	131	83	84	362

RUSHING	NO.	YDS.	AVG.	LG	TD
Auer	121	416	3.4	41	4
Gilchrist	72	262	3.6	22	0
Joe	71	232	3.3	14	0
Wilson	27	137	5.1	37	0
Casares	43	135	3.1	10	0
Price	31	107	3.4	14	0
Chesher	16	74	4.6	19	0
Jackson	2	22	11.0	24	0
Stofa	3	17	5.7	14	0
Wood	5	6	1.2	7	1
Norton	3	2	0.6	3	0
DOLPHINS	394	1410	3.6	41	5
OPPONENTS	416	1510	3.6	50	15

RECEIVING	NO.	YDS.	AVG.	LG	TD
Kocourek	27	320	11.9	43	2
Roberson	26	519	20.0	80	2
Auer	22	263	12.0	27	4
Noonan	17	224	13.2	35	1

PASSING	ATT.	COMP.	YDS.	PCT.	TD	INT.	LG	SCK/LST	RATING
Wood	230	83	993	36.1	4	14	71	20/207	30.5
Wilson	112	46	764	41.1	5	10	80	11/77	42.4
Stofa	57	29	425	50.9	4	2	48	3/29	84.3
Norton	55	21	192	38.2	3	6	43	2/13	27.0
DOLPHINS	454	179	2374	39.4	16	32	80	36/326	39.1
OPPONENTS	425	198	3281	46.6	25	32	89	16/180	61.3

Jackson	16	317	19.8	48	2
Joe	13	116	8.9	67	1
Gilchrist	13	110	8.5	22	1
Roderick	11	156	14.2	64	1
Twilley	10	128	12.8	20	0
Casares	8	45	5.6	20	1
Cronin	7	83	11.9	25	1
Mingo	3	40	13.3	21	0
Moreau	2	15	7.5	9	0
Price	2	14	7.0	9	0
Matthews	1	20	20.0	20	0
Chesher	1	4	4.0	4	0
DOLPHINS	179	2374	13.3	80	16
OPPONENTS	198	3281	16.6	89	25

INTERCEPTIONS	NO.	YDS.	AVG.	LG	TD
West	8	62	7.8	27	0
Warren	5	198	39.6	70	1
Westmoreland	4	104	26.0	42	1
Erlandson	3	31	10.3	26	1
Jaquess	3	27	9.0	27	1
McDaniel	2	20	10.0	20	0
McGeever	2	15	7.5	15	0
Faison	1	26	26.0	26	0
Neff	1	22	22.0	22	0
Emanuel	1	14	14.0	14	0
Rudolph	1	3	3.0	3	0
DOLPHINS	31	522	16.8	70	4
OPPONENTS	32	370	11.6	60	1

PUNTING	NO.	YDS.	AVG.	LG	BK
Wilson	42	1772	42.1	63	1
McDaniel	32	1222	38.2	54	0
Chesher	7	233	33.3	39	0
DOLPHINS	82	3227	39.4	63	1
OPPONENTS	64	2809	43.9	70	0

PUNT RET.	NO.	YDS.	AVG.	LG	TD
Neff	10	60	6.0	15	0
Auer	5	99	19.8	56	0
Matthews	4	38	9.5	19	0
Jackson	2	7	3.5	7	0
DOLPHINS	21	204	9.7	56	0
OPPONENTS	40	412	10.3	72	1

KICKOFF RET.	NO.	YDS.	AVG.	LG	TD
Auer	28	698	24.9	95	1
Neff	15	376	25.1	90	0
Matthews	5	109	21.8	29	0
Hunter	5	84	16.8	29	0
Jaquess	5	77	15.4	23	0
Jackson	4	105	26.3	34	0
Roderick	1	17	17.0	17	0
Branch	1	15	15.0	15	0
Bruggers	1	3	3.0	3	0
Noonan	0	23	-	23	0
DOLPHINS	65	1507	23.2	95	1
OPPONENTS	46	939	43.9	96	1

SCORING	Ru	Pa	Rt	PAT	FG	S	2	TP
Auer	4	4	1	0	0	0	0	54
Mingo	0	0	0	23	210/22	0	0	53
Jackson	0	2	0	0	0	0	0	12
Kocourek	0	2	0	0	0	0	0	12
Roberson	0	2	0	0	0	0	0	12

Joe	0	1	0	0	0	0	1	8
Casares	0	1	0	0	0	0	0	6
Cronin	0	1	0	0	0	0	0	6
Erlandson	0	0	1	0	0	0	0	6
Gilchrist	0	1	0	0	0	0	0	6
Jaquess	0	0	1	0	0	0	0	6
Noonan	0	1	0	0	0	0	0	6
Roderick	0	1	0	0	0	0	0	6
Warren	0	0	1	0	0	0	0	6
Westmoreland	0	0	1	0	0	0	0	6
Wood	1	0	0	0	0	0	0	6
Wilson	0	0	0	0	0	0	1	2
DOLPHINS	5	16	5	23/23	10/22	0	1	213
OPPONENTS	15	25	4	38/42	18/36	2	1	362

FIELD GOALS	1-19	20-29	30-39	40-49	50+
Mingo	2/3	4/6	1/3	3/8	0/2
DOLPHINS	2/3	4/6	1/3	3/8	0/2
OPPONENTS	3/4	7/12	4/8	3/9	1/3

TWO-POINT CONVERSIONS
Joe 1, Wilson 1.
DOLPHINS 2-3, OPPONENTS 1-2

USUAL STARTERS
OFFENSE
WR Frank Jackson (7)
..... *John Roderick (4)
..... Karl Noonan (3)
LT Maxie Williams (14)
LG Ernie Park (11)
C Tom Goode (13)
RG Billy Neighbors (10)
RT Norm Evans (12)
TE Dave Kocourek (14)
WR Bo Roberson (8)
..... Karl Noonan (4)
QB George Wilson, Jr. (7)
..... Dick Wood (4)
RB Joe Auer (14)
FB Billy Joe (7)
..... Cookie Gilchrist (5)

DEFENSE
LDE Ed Cooke (13)
LDT Tom Nomina (11)
RDT Rich Zecher (9)
RDE LaVerne Torczon (13)
LLB Tom Erlandson (14)
MLB *Frank Emanuel (11)
RLB Wahoo McDaniel (8)
..... Jack Rudolph (4)
LCB Jimmy Warren (14)
RCB Dick Westmoreland (14)
SS Pete Jaquess (9)
FS Willie West (14)

boldface indicates Pro Bowl performer
* indicates rookie

1967 FINAL STATISTICS (4-10)

DATE	OPPONENT	SCORE	W/L	ATT.
9/17	DENVER	35-21	W	29,072
9/24	KANSAS CITY	0-24	L	33,280
10/1	at New York	7-29	L	59,433
10/8	at Kansas City	0-41	L	42,920
10/15	at Boston	10-41	L	17,859
10/22	NEW YORK	14-33	L	28,392
11/5	at Buffalo	13-35	L	30,950
11/12	at San Diego	0-24	L	32,395
11/19	at Oakland	17-31	L	33,753
11/26	BUFFALO	17-14	W	24,357
12/3	at Houston	14-17	L	20,979
12/10	SAN DIEGO	41-24	W	23,007
12/17	BOSTON	41-32	W	22,079
12/23	HOUSTON	10-41	L	29,628

TEAM STATISTICS	MIA.	OPP.
TOTAL FIRST DOWNS	212	269
By Rushing	65	106
By Passing	123	142
By Penalty	24	21
TOTAL NET YARDS	3659	4980
Average Per Game	261.4	355.7
Total Plays	847	843
Average Per Play	4.3	5.9
NET YARDS RUSHING	1323	2145
Average Per Game	94.5	153.2
Total Rushes	326	466
NET YARDS PASSING	2336	2835
Average Per Game	166.9	202.5
Tackled/Yards Lost	41/405	28/247
Gross Yards	2741	3082
Attempts/Completions	480/229	349/188
Completion Percentage	47.7	53.8
Had Intercepted	28	28
PUNTS/AVERAGE	70/41.6	52/41.1
PENALTIES/YARDS	53/490	59/691
FUMBLES/BALL LOST	36/16	19/8
TOUCHDOWNS	28	53
By Rushing	10	18
By Passing	16	31
By Returns	2	4

Score By Quarters	1	2	3	4	Total
DOLPHINS	27	75	52	65	- 219
OPPONENTS	86	122	101	98	- 407

RUSHING	NO.	YDS.	AVG.	LG	TD
Haynes	56	274	4.9	65t	2
Mitchell	83	269	3.2	22	3
Harper	41	197	4.8	37	1
Price	46	179	3.9	38	1
Griese	37	157	4.2	22	1
Auer	44	128	2.9	23	1
Seiple	3	58	19.3	34	0
Jackson	1	48	48.0	48	0
Norton	7	14	2.0	13	0
Chesser	2	3	1.5	2	0
Stofa	2	2	1.0	8t	1
Moreau	1	-2	-2.0	-2	0
Clancy	3	-4	-1.3	2	0
DOLPHINS	326	1323	4.1	65t	10
OPPONENTS	466	2145	4.6	64	18

RECEIVING	NO.	YDS.	AVG.	LG	TD
Clancy	67	868	13.0	44	2
Moreau	34	410	12.1	43	3
Twiley	24	314	13.1	38	2
Auer	18	218	12.1	68t	2
Mitchell	18	133	7.4	38	1
Haynes	16	100	6.3	22	0
Noonan	12	141	11.8	32	1
Harper	11	212	19.3	40	3
Carpenter	10	127	12.7	42	0
Jackson	9	122	13.6	26	1
Price	8	56	7.0	27	1
Seiple	1	21	21.0	21	0
Beier	1	19	19.0	19	0
DOLPHINS	229	2741	12.0	68t	16
OPPONENTS	188	3082	16.4	51	31

INTERCEPTIONS	NO.	YDS.	AVG.	LG	TD
Westmoreland	10	127	12.7	29	1
Bramlett	4	35	8.8	22	0
Warren	4	22	5.5	17	0
Petrella	3	67	22.3	28	0
Erlandson	1	37	37.0	37	0
Neff	1	32	32.0	32	0
Emanuel	1	24	24.0	24	0
Bruggers	1	20	20.0	20	0
West	1	16	16.0	16	0
McDaniel	1	15	15.0	15	0
Beier	1	7	7.0	7	0
DOLPHINS	28	402	14.4	37	1
OPPONENTS	28	395	14.1	49t	3

PUNTING	NO.	YDS.	AVG.	LG	BK
Seiple	70	2909	41.6	70	1
DOLPHINS	70	2909	41.6	70	1
OPPONENTS	52	2137	41.1	55	0

PUNT RET.	NO.	YDS.	AVG.	LG	TD
Auer	9	42	4.7	16	0
Haynes	6	37	6.2	20	0
Neff	6	34	5.7	15	0
Harper	4	15	3.8	8	0
DOLPHINS	25	128	5.1	20	0
OPPONENTS	41	268	6.5	34	0

KICKOFF RET.	NO.	YDS.	AVG.	LG	TD
Haynes	22	444	20.2	51	0
Auer	21	441	21.0	47	0
Neff	15	351	23.4	69	0
Roderick	4	63	15.8	19	0
Carpenter	3	87	29.0	45	0
Mitchell	2	57	28.5	37	0
DOLPHINS	67	1443	21.5	69	0
OPPONENTS	46	1067	23.2	42	0

SCORING	Ru	Pa	Rt	PAT	FG	S	2	TP
Lusteg	0	0	0	18/18	7/12	0	0	0
Harper	1	3	0	0	0	0	0	24
Mitchell	3	1	0	0	0	0	0	24
Auer	1	2	0	0	0	0	0	18
Moreau	0	3	0	0	0	0	0	18
Clancy	0	2	0	0	0	0	0	12
Haynes	2	0	0	0	0	0	0	12

Mingo	0	0	0	9/9	1/6	0	0	12
Price	1	1	0	0	0	0	0	12
Twiley	0	2	0	0	0	0	0	12
Griese	1	0	0	0	0	0	0	6
Jackson	0	1	0	0	0	0	0	6
Noonan	0	1	0	0	0	0	0	6
Stofa	1	0	0	0	0	0	0	6
Warren	0	0	1	0	0	0	0	6
Westmoreland	0	0	1	0	0	0	0	6

DOLPHINS	10	16	2	27/27	8/18	0	0	219
OPPONENTS	18	31	4	47/50	14/26	0	0	407

FIELD GOALS	1-19	20-29	30-39	40-49	50+
Lusteg	5/6	0/2	0/0	2/2	0/2
Mingo	0/0	0/1	1/2	0/3	0/0

DOLPHINS	5/6	0/3	1/2	2/5	0/2
OPPONENTS ..	5/7	3/5	3/6	3/6	0/2

TWO-POINT CONVERSIONS
DOLPHINS 0-1, OPPONENTS 0-3

USUAL STARTERS	
OFFENSE	
WR	Jack Clancy (9)
LT	Maxie Williams (14)
LG	Fred Woodson (7)
	Ken Rice (4)
C	Tom Goode (14)
RG	Billy Neighbors (14)
RT	Norm Evans (14)
TE	Doug Moreau (14)
WR	Frank Jackson (6)
	Howard Twiley (5)
QB	*Bob Griese (11)
RB	Jack Harper (6)
	Joe Auer (5)
FB	Sam Price (8)
	Stan Mitchell (6)

DEFENSE	
LDE	Ed Cooke (12)
LDT	Ray Jacobs (10)
RDT	*John Richardson (8)
RDE	Mel Branch (14)
LLB	Tom Erlandson (6)
	Jerry Hopkins (6)
MLB	Frank Emanuel (8)
	Wahoo McDaniel (6)
RLB	John Bramlett (10)
LCB	Jimmy Warren (14)
RCB	Dick Westmoreland (14)
SS	Willie West (6)
	Pete Jaquess (4)
FS	Bob Neff (9)

boldface indicates Pro Bowl performer
* indicates rookie

PASSING	ATT.	COMP.	YDS.	PCT.	TD	INT.	LG	SCK/LST	RATING
Griese	331	166	2005	50.2	15	18	68t	25/240	61.6
Norton	133	53	596	39.8	1	9	32	15/156	28.2
Roberts	10	5	11	50.0	0	1	9	1/9	52.3
Seiple	2	2	61	100.0	0	0	42	0/0	118.8
Stofa	2	2	51	100.0	0	0	45	0/0	118.8
Clancy	1	1	17	100.0	0	0	17	0/0	118.8
Lusteg	1	0	0	0.0	0	0	0	0/0	39.6
DOLPHINS	480	229	2741	47.7	16	28	68t	41/405	52.4
OPPONENTS	349	188	3082	53.8	31	28	51	28/247	79.9

1968 FINAL STATISTICS (5-8-1)

DATE	OPPONENT	SCORE	W/L	ATT.
9/14	HOUSTON	10-24	L	38,097
9/21	OAKLAND	21-47	L	28,751
9/28	KANSAS CITY	3-48	L	27,732
10/6	at Houston	24-7	W	35,424
10/12	BUFFALO	14-14	T	28,559
10/20	at Cincinnati	24-22	W	25,076
10/27	at Denver	14-21	L	43,411
11/3	at San Diego	28-34	L	31,686
11/10	at Buffalo	21-17	W	28,399
11/17	CINCINNATI	21-38	L	30,304
11/24	at Boston	34-10	W	13,646
12/1	at New York	17-35	L	60,207
12/8	BOSTON	38-7	W	24,242
12/15	NEW YORK	7-31	L	31,302

TEAM STATISTICS	MIA.	OPP.
TOTAL FIRST DOWNS	247	240
By Rushing	78	116
By Passing	144	112
By Penalty	25	12
TOTAL NET YARDS	4106	4884
Average Per Game	293.3	346.9
Total Plays	892	808
Average Per Play	4.6	6.0
NET YARDS RUSHING	1704	2172
Average Per Game	121.7	193.7
Total Rushes	417	445
NET YARDS PASSING	2402	2712
Average Per Game	171.6	155.1
Tackled/Yards Lost	52/441	27/192
Gross Yards	2843	2904
Attempts/Completions	423/216	342/179
Completion Percentage	51.1	52.3
Had Intercepted	22	22
PUNTS/AVERAGE	75/40.6	55/43.6
PENALTIES/YARDS	48/485	70/655
FUMBLES/BALL LOST	17/8	28/18
TOUCHDOWNS	36	45
By Rushing	12	19
By Passing	21	23
By Returns	3	3

Score By Quarters	1	2	3	4	Total
DOLPHINS	44	93	52	87	276
OPPONENTS	78	131	52	94	355

RUSHING	NO.	YDS.	AVG.	LG	TD
Kick	165	621	3.8	25	4
Csonka	138	540	3.9	40	6
Griese	42	230	5.5	35	1
Mitchell	54	176	3.3	30	1
Milton	2	46	23.0	34	0
Seiple	5	42	8.4	32	0
Price	5	27	5.4	15	0
Tucker	4	13	3.3	7	0
Norton	1	9	9.0	9	0
Hammond	1	0	0.0	0	0
DOLPHINS	417	1704	4.1	40	12
OPPONENTS	445	2172	4.9	76	19

RECEIVING	NO.	YDS.	AVG.	LG	TD
Noonan	58	760	13.1	50	11
Kick	44	422	9.6	38	0
Twilley	39	604	15.5	40	1
Moreau	27	365	13.5	28	3
Cox	11	147	13.4	30	0

PASSING	ATT.	COMP.	YDS.	PCT.	TD	INT.	LG	SCK/LST	RATING
Griese	355	186	2473	52.4	21	16	50	43/372	75.7
Norton	41	17	254	41.5	0	4	65	7/58	32.9
Hammond	26	13	116	50.0	0	2	25	2/11	30.3
Kick	1	0	0	0.0	0	0	0	0/0	39.6
DOLPHINS	423	216	2843	51.1	21	22	65	52/441	67.5
OPPONENTS	342	179	2904	52.3	23	22	80	27/192	76.7

Csonka	11	118	10.7	65	1
Milton	9	143	15.9	38	1
Mitchell	8	190	23.8	48	3
Seiple	7	69	9.9	20	0
Darnall	2	25	12.5	13	0

DOLPHINS	216	2843	13.2	65	21
OPPONENTS	179	2904	16.2	80	23

INTERCEPTIONS	NO.	YDS.	AVG.	LG	TD
Anderson	8	230	28.8	96	1
West	4	102	25.5	32	0
Warren	2	27	13.5	18	0
Bramlett	2	14	7.0	14	0
Emanuel	2	8	4.0	6	0
Petrella	1	4	4.0	4	0
Edmunds	1	1	1.0	1	0
Lamb	1	0	0.0	0	0
Westmoreland	1	0	0.0	0	0
DOLPHINS	22	386	17.5	96	1
OPPONENTS	22	432	19.6	66	1

PUNTING	NO.	YDS.	AVG.	LG	BK
Seiple	75	3044	40.6	60	0
DOLPHINS	75	3044	40.6	60	0
OPPONENTS	55	2397	43.6	62	0

PUNT RET.	NO.	YDS.	AVG.	LG	TD
Neff	8	71	8.9	20	0
Milton	6	55	9.2	26	0
Tucker	5	40	8.0	15	0
Anderson	5	18	3.6	10	0
Warren	2	-1	-0.5	0	0
Washington	1	15	15.0	15	0
Harper	1	7	7.0	7	0
DOLPHINS	28	205	7.3	26	0
OPPONENTS	28	250	9.0	48	0

KICKOFF RET.	NO.	YDS.	AVG.	LG	TD
Milton	18	408	22.7	74	0
Warren	10	227	22.7	36	0
Anderson	6	106	17.7	25	0
Neff	5	190	38.0	95	0
Tucker	3	54	18.0	25	0
Urbanek	2	15	7.5	10	0
Kick	1	28	28.0	28	0
Lamb	1	24	24.0	24	0
Price	1	22	22.0	22	0
Harper	1	18	18.0	18	0
Richardson	1	1	1.0	1	0
Woodson	1	0	0.0	0	0
Cox	0	41	-	41	0
DOLPHINS	50	1134	22.7	95	0
OPPONENTS	54	1108	20.5	44	0

SCORING	Ru	Pa	Rt	PAT	FG	S	2	TP
Noonan	0	11	0	0	0	0	0	66
Keyes	0	0	0	30/30	7/16	0	0	51
Csonka	6	1	0	0	0	0	0	42
Moreau	0	3	0	6/6	1/3	0	0	27
Mitchell	1	3	0	0	0	0	0	24
Kick	4	0	0	0	0	0	0	24
Anderson	0	0	1	0	0	0	0	6
Emanuel	0	0	1	0	0	0	0	6
Milton	0	1	0	0	0	0	0	6
Griese	1	0	0	0	0	0	0	6
Seiple	0	1	0	0	0	0	0	6

Twilley	0	1	0	0	0	0	0	6
West	0	0	1	0	0	0	0	6

DOLPHINS	12	21	3	36/36	8/19	0	0	276
OPPONENTS	19	23	3	44/44	12/23	2	1	355

FIELD GOALS	1-19	20-29	30-39	40-49	50+
-------------	------	-------	-------	-------	-----

Keyes	3/3	3/5	1/4	0/4	0/0
Moreau	0/1	1/1	0/1	0/4	0/0

DOLPHINS	3/4	4/6	1/5	0/4	0/0
OPPONENTS	3/3	5/7	2/6	0/4	2/3

TWO-POINT CONVERSIONS

DOLPHINS 0-0, OPPONENTS 1-2

SACKS

Branch 11.0, Fernandez 4.0, Bramlett 2.0, Emanuel 2.0, Jacobs 2.0, Riley 2.0, Edmunds 1.0, Nomina 1.0, Richardson 1.0, Woodson 1.0.
DOLPHINS 27.0, OPPONENTS 52.0

USUAL STARTERS

OFFENSE
WR Karl Noonan (14)
LT *Doug Crusan (7)
LG Maxie Williams (6)
LG Charlie Fowler (7)
LG Maxie Williams (6)
C Tom Goode (14)
RG Billy Neighbors (12)
RT Norm Evans (12)
TE Doug Moreau (10)
WR Howard Twilley (14)
QB Bob Griese (13)
RB *Jim Kick (13)
FB *Larry Csonka (10)

DEFENSE
LDE Jim Riley (9)
LDT Tom Nomina (13)
RDT Ray Jacobs (10)
RDE Manny Fernandez (7)
..... Mel Branch (7)
LLB *Randall Edmunds (14)
MLB Frank Emanuel (12)
RLB John Bramlett (10)
LCB Jimmy Warren (14)
RCB Dick Westmoreland (9)
SS Bob Petrella (5)
..... *Dick Anderson (4)
..... Willie West (4)
FS *Dick Anderson (7)
..... Willie West (5)

boldface indicates Pro Bowl performer
* indicates rookie

1969 FINAL STATISTICS (3-10-1)

DATE	OPPONENT	SCORE	W/L	ATT.
9/14	at Cincinnati	21-27	L	24,487
9/20	at Oakland	17-20	L	48,477
9/28	at Houston	10-22	L	40,387
10/4	OAKLAND	20-20	T	32,668
10/11	SAN DIEGO	14-21	L	33,073
10/19	at Kansas City	10-17	L	47,038
10/26	BUFFALO	24-6	W	39,194
11/2	at N.Y. Jets	31-34	L	60,793
11/9	at Boston	17-16	W	10,665
11/16	at Buffalo	3-28	L	32,344
11/23	HOUSTON	7-32	L	27,114
11/30	Boston (at Tampa)	23-38	L	27,179
12/7	DENVER	27-24	W	24,972
12/14	N.Y. JETS	9-27	L	42,148

TEAM STATISTICS	MIA.	OPP.
TOTAL FIRST DOWNS	224	206
By Rushing	73	66
By Passing	131	126
By Penalty	20	14
TOTAL NET YARDS	3590	4126
Average Per Game	256.5	294.8
Total Plays	878	851
Average Per Play	4.1	4.8
NET YARDS RUSHING	1513	1489
Average Per Game	108.1	106.4
Total Rushes	401	422
NET YARDS PASSING	2077	2637
Average Per Game	148.4	188.4
Tackled/Yards Lost	53/481	28/208
Gross Yards	2558	2845
Attempts/Completions	424/201	404/196
Completion Percentage	47.4	48.5
Had Intercepted	29	18
PUNTS/AVERAGE	85/40.6	80/44.1
PENALTIES/YARDS	53/631	66/840
FUMBLES/BALL LOST	27/13	27/13
TOUCHDOWNS	28	37
By Rushing	12	9
By Passing	12	25
By Returns	4	3

Score By Quarters	1	2	3	4	Total
DOLPHINS	60	79	33	61	- 233
OPPONENTS	71	97	59	105	- 332

RUSHING	NO.	YDS.	AVG.	LG	TD
Kick	180	575	3.2	27	9
Csonka	131	566	4.3	54	2
Morris	23	110	4.8	37	1
Griese	21	102	4.9	22	0
Mitchell	28	80	2.9	12	0
Milton	7	62	8.9	27	0
Norton	8	16	2.0	9	0
Hines	1	7	7.0	7	0
Seiple	1	6	6.0	6	0
Noonan	1	-11	-11.0	-11	0
DOLPHINS	401	1513	3.8	54	12
OPPONENTS	422	1489	3.5	80	9

RECEIVING	NO.	YDS.	AVG.	LG	TD
Seiple	41	577	14.1	41	5
Kick	29	443	15.3	53	1
Noonan	29	307	10.6	27	3
Clancy	21	289	13.8	50	1
Csonka	21	183	8.7	42	1
Milton	12	179	14.9	49	1

Twilley	10	158	15.8	33	1
Moreau	10	136	13.6	35	0
Mitchell	10	125	12.5	34	0
Morris	6	65	10.8	29	0
Boutwell	4	29	7.3	12	0
Mertens	2	26	13.0	15	0
Hines	2	23	11.5	22	0
Pryor	2	-3	-1.5	0	0
Darnall	1	13	13.0	13	0
Anderson	1	8	8.0	8	0

DOLPHINS	201	2558	12.7	53	12
OPPONENTS	196	2845	14.5	93	25

INTERCEPTIONS	NO.	YDS.	AVG.	LG	TD
Mumphord	5	102	20.4	51	0
Anderson	3	106	35.3	40	0
Buoniconiti	3	27	9.0	24	0
Weisacosky	3	10	3.3	7	0
Stanfill	2	32	16.0	17	2
Petrella	1	33	33.0	33	0
Beier	1	7	7.0	7	0
DOLPHINS	18	317	17.6	51	2
OPPONENTS	29	596	20.6	76	3

PUNTING	NO.	YDS.	AVG.	LG	BK
Seiple	80	3263	40.8	66	2
Anderson	5	188	37.6	49	0
DOLPHINS	85	3451	40.6	66	2
OPPONENTS	80	3526	44.1	61	0

PUNT RET.	NO.	YDS.	AVG.	LG	TD
Morris	25	172	6.9	38	0
Anderson	12	82	6.8	29	0
Beier	5	8	1.6	9	0
Milton	1	4	4.0	4	0
Twilley	1	0	0.0	0	0
McCullers	1	0	0.0	0	0

DOLPHINS	45	266	5.9	38	0
OPPONENTS	30	130	4.3	22	0

KICKOFF RET.	NO.	YDS.	AVG.	LG	TD
Morris	43	1136	26.4	105	1
Milton	8	166	20.8	37	0
Beier	4	58	14.5	17	0
Mertens	2	1	0.5	1	0
Hines	1	22	22.0	22	0
Mumphord	1	0	0.0	0	0
Warren	1	0	0.0	0	0

DOLPHINS	60	1383	23.1	105	1
OPPONENTS	47	1073	22.8	73	0

SCORING	Ru	Pa	Rt	PAT	FG	S	2	TP
Kremser	0	0	0	26/27	13/22	0	0	65
Kick	9	1	0	0	0	0	0	60
Seiple	0	5	0	0	0	0	0	30
Csonka	2	1	0	0	0	0	0	18
Noonan	0	3	0	0	0	0	0	18
Morris	1	0	1	0	0	0	0	12
Stanfill	0	2	0	0	0	0	0	12
Clancy	0	1	0	0	0	0	0	6
Milton	0	1	0	0	0	0	0	6
Twilley	0	1	0	0	0	0	0	6
DOLPHINS	12	12	4	26/27	13/22	0	0	233
OPPONENTS	9	25	3	32/33	24/36	0	1	332

FIELD GOALS	1-19	20-29	30-39	40-49	50+
Kremser	4/4	4/4	5/9	0/5	0/0
DOLPHINS	4/4	4/4	5/9	0/5	0/0
OPPONENTS ..	9/10	5/9	7/10	3/5	0/2

TWO-POINT CONVERSIONS
DOLPHINS 0-1, OPPONENTS 1-4

SACKS
Stanfill 8.0, Edmunds 5.0, Fernandez 4.0, Richardson 3.0, Riley 3.0, Buoniconiti 2.0, Weisacosky 2.0, McCullers 1.0.
DOLPHINS 28.0, OPPONENTS 53.0

USUAL STARTERS	
OFFENSE	
WR	Jack Clancy (7)
	Karl Noonan (5)
LT	Doug Crusan (14)
LG	Maxie Williams (13)
C	Irv Goode (14)
RG	Larry Little (9)
	Billy Neighbors (5)
RT	Norm Evans (12)
TE	Larry Seiple (8)
	Doug Moreau (5)
WR	Karl Noonan (9)
QB	Bob Griese (9)
RB	Jim Kiick (14)
FB	Larry Csonka (11)

DEFENSE	
LDE	Jim Riley (14)
LDT	Manny Fernandez (13)
RDT	John Richardson (14)
RDE	*Bill Stanfill (13)
LLB	Randall Edmunds (14)
MLB	Nick Buoniconiti (13)
RLB	Ed Weisacosky (14)
LCB	Jimmy Warren (13)
RCB	*Lloyd Mumphord (7)
	Dick Westmoreland (6)
SS	Tom Beier (7)
	Bob Petrella (6)
FS	Dick Anderson (14)

boldface indicates Pro Bowl performer
* indicates rookie

PASSING	ATT.	COMP.	YDS.	PCT.	TD	INT.	LG	SCK/LST	RATING
Griese	252	121	1695	48.0	10	16	53	33/289	56.9
Norton	148	65	709	43.9	2	11	29	18/175	32.2
Stofa	23	14	146	60.9	0	2	42	2/17	43.0
Seiple	1	1	8	100.0	0	0	8	0/0	118.8
DOLPHINS	424	201	2077	47.4	12	29	53	53/481	42.9
OPPONENTS	404	196	2637	48.5	25	18	93	28/208	71.8

1970 FINAL STATISTICS (10-4)

DATE	OPPONENT	SCORE	W/L	ATT.
9/20	at Boston	14-27	L	27,265
9/27	at Houston	20-10	W	38,779
10/3	OAKLAND	20-13	W	54,412
10/10	at N.Y. Jets	20-6	W	61,801
10/18	at Buffalo	33-14	W	40,820
10/25	CLEVELAND	0-28	L	70,872
11/1	at Baltimore	0-35	L	59,305
11/8	at Philadelphia	17-24	L	53,149
11/15	NEW ORLEANS	21-10	W	41,557
11/22	BALTIMORE	34-17	W	63,362
11/30	at Atlanta	20-7	W	53,303
12/6	BOSTON	37-20	W	46,370
12/13	N.Y. JETS	16-10	W	71,892
12/20	BUFFALO	45-7	W	64,957

TEAM STATISTICS	MIA.	OPP.
TOTAL FIRST DOWNS	228	226
By Rushing	106	82
By Passing	100	128
By Penalty	22	16
TOTAL NET YARDS	4039	4004
Average Per Game	286.5	286.0
Total Plays	827	808
Average Per Play	4.9	5.0
NET YARDS RUSHING	2082	1453
Average Per Game	148.7	103.8
Total Rushes	492	387
NET YARDS PASSING	1957	2551
Average Per Game	139.8	182.2
Tackled/Yards Lost	36/327	16/157
Gross Yards	2284	2708
Attempts/Completions	299/159	403/234
Completion Percentage	53.2	58.0
Had Intercepted	19	23
PUNTS/AVERAGE	58/41.2	63/41.7
PENALTIES/YARDS	77/834	68/704
FUMBLES/BALL LOST	24/11	24/15
TOUCHDOWNS	33	28
By Rushing	14	8
By Passing	15	17
By Returns	4	3

Score By Quarters	1	2	3	4	Total
DOLPHINS	82	84	45	86	- 297
OPPONENTS	35	85	45	63	- 228

RUSHING	NO.	YDS.	AVG.	LG	TD
Csonka	193	874	4.5	53	6
Kick	191	658	3.4	56	6
Morris	60	409	6.8	40	0
Griese	26	89	3.4	16	2
Mitchell	8	23	2.9	9	0
Seiple	2	21	10.5	24	0
Warfield	2	13	6.5	16	0
Stofa	2	5	2.5	4	0
Pryor	2	0	0.0	0	0
Ginn	5	-1	-0.2	8	0
Noonan	1	-9	-9.0	-9	0
DOLPHINS	492	2082	4.2	56	14
OPPONENTS	387	1453	3.8	26	8

RECEIVING	NO.	YDS.	AVG.	LG	TD
Kick	42	497	11.8	47	0
Warfield	28	703	25.1	54	6
Twillie	22	281	12.8	23	5
Fleming	18	205	11.4	36	0
Morris	12	149	12.4	50	0

PASSING	ATT.	COMP.	YDS.	PCT.	TD	INT.	LG	SCK/LST	RATING
Griese	245	142	2019	58.0	12	17	54	31/282	72.1
Stofa	53	16	240	30.2	3	2	52	5/45	49.3
Kick	1	1	25	100.0	0	0	25	0/0	118.8
DOLPHINS	299	159	2284	53.2	15	19	54	36/327	68.5
OPPONENTS	403	234	2708	58.0	17	22	46	16/157	69.8

Csonka	11	94	8.5	54	0
Noonan	10	186	18.6	51	1
W. Richardson	7	67	9.6	27	1
Mitchell	6	85	14.2	36	1
Seiple	2	14	7.0	7	0
Mandich	1	3	3.0	3	1
DOLPHINS	159	2284	14.4	54	15
OPPONENTS	234	2708	11.6	46	17

INTERCEPTIONS	NO.	YDS.	AVG.	LG	TD
Anderson	8	191	23.9	86	0
Scott	5	112	22.4	47	0
Mumphord	5	35	7.0	32	1
Johnson	3	29	9.7	21	0
Brown	1	32	32.0	32	0
Davis	1	15	15.0	15	0
DOLPHINS	23	414	18.0	86	1
OPPONENTS	19	258	13.6	56	1

PUNTING	NO.	YDS.	AVG.	LG	BK
Seiple	58	2392	41.2	67	0
DOLPHINS	58	2392	41.2	67	0
OPPONENTS	63	2624	41.7	62	0

PUNT RET.	NO.	YDS.	AVG.	LG	TD
Scott	27	290	10.7	77	1
Morris	2	-1	-0.5	0	0
Anderson	1	6	6.0	6	0
DOLPHINS	30	295	9.8	77	1
OPPONENTS	21	241	12.1	80	1

KICKOFF RET.	NO.	YDS.	AVG.	LG	TD
Morris	28	812	29.0	96	1
Ginn	5	59	11.8	26	0
Scott	4	117	29.3	42	0
Mitchell	4	35	8.8	17	0
Seiple	2	5	2.5	3	0
Mandich	2	0	0.0	0	0
Anderson	1	8	8.0	8	0
Foley	1	0	0.0	0	0
Brown	1	0	0.0	0	0
DOLPHINS	48	1036	21.6	96	1
OPPONENTS	55	1142	20.8	98	1

SCORING	Ru	Pa	Rt	PAT	FG	S	TP
Yepremian	0	0	0	31/31	22/29	0	97
Warfield	0	6	0	0	0	0	36
Csonka	6	0	0	0	0	0	36
Kick	6	0	0	0	0	0	36
Twillie	0	5	0	0	0	0	30
Griese	2	0	0	0	0	0	12
Mumphord	0	0	2	0	0	0	12
Mandich	0	1	0	0	0	0	6
Noonan	0	1	0	0	0	0	6
W. Richardson	0	1	0	0	0	0	6
Scott	0	0	1	0	0	0	6
Morris	0	0	1	0	0	0	6
Mitchell	0	1	0	0	0	0	6
Kremser	0	0	0	2/2	0/1	0	2
DOLPHINS	14	15	4	33/33	22/30	0	297
OPPONENTS	8	17	3	27/28	11/22	0	228

FIELD GOALS	1-19	20-29	30-39	40-49	50+
Yepremian	4/4	2/3	5/6	11/15	0/1
Kremser	0/0	0/1	0/0	0/0	0/0
DOLPHINS	4/4	2/4	5/6	11/15	0/1
OPPONENTS	5/5	3/4	2/3	1/8	0/3

SACKS

Stanfill 6.0, Fernandez 4.5, J. Richardson 2.5, Riley 2.0, Anderson 1.0.

DOLPHINS 16.0, OPPONENTS 36.0

USUAL STARTERS

OFFENSE

WR	Paul Warfield (11)
LT	Doug Crusan (14)
LG	Maxie Williams (9)
C	Bob DeMarco (11)
RG	Larry Little (14)
RT	Norm Evans (14)
TE	Marv Fleming (14)
WR	Howard Twilley (13)
QB	Bob Griese (14)
RB	Jim Kiick (14)
FB	Larry Csonka (14)

DEFENSE

LDE	Jim Riley (14)
LDT	Manny Fernandez (12)
RDT	John Richardson (14)
RDE	Bill Stanfill (14)
LLB	Doug Swift (8)
	Ted Davis (6)
MLB	Nick Buoniconti (14)
RLB	Mike Kolen (14)
LCB	*Curtis Johnson (14)
RCB	Lloyd Mumphord (14)
SS	Dick Anderson (13)
FS	*Jake Scott (13)

boldface indicates Pro Bowl performer
* indicates rookie

1971 FINAL STATISTICS (10-3-1)

DATE	OPPONENT	SCORE	W/L	ATT.
9/19	at Denver	10-10	T	50,499
9/26	at Buffalo	29-14	W	44,626
10/3	N.Y. JETS	10-14	L	67,161
10/10	at Cincinnati	23-13	W	59,090
10/17	NEW ENGLAND	41-3	W	56,222
10/24	at N.Y. Jets	30-14	W	61,170
10/31	at Los Angeles	20-14	W	68,386
11/7	BUFFALO	34-0	W	57,748
11/14	PITTSBURGH	24-21	W	63,178
11/21	BALTIMORE	17-14	W	73,063
11/29	CHICAGO	34-3	W	73,071
12/5	at New England	13-34	L	60,110
12/11	at Baltimore	3-14	L	59,293
12/19	GREEN BAY	27-6	W	74,215

TEAM STATISTICS	MIA.	OPP.
TOTAL FIRST DOWNS	232	214
By Rushing	121	93
By Passing	94	111
By Penalty	17	10
TOTAL NET YARDS.....	4412	3661
Average Per Game	315.1	261.5
Total Plays.....	803	791
Average Per Play.....	5.4	4.7
NET YARDS RUSHING.....	2429	1661
Average Per Game	173.5	118.6
Total Rushes	486	403
NET YARDS PASSING.....	1983	2000
Average Per Game	141.6	142.9
Tackled/Yards Lost.....	25/265	35/293
Gross Yards	2248	2293
Attempts/Completions.....	293/156	363/206
Completion Percentage.....	53.2	56.7
Had Intercepted	10	17
PUNTS/AVERAGE	52/40.1	72/40.7
PENALTIES/YARDS	65/632	64/561
FOULS/BALL LOST	22/13	38/14
TOUCHDOWNS	33	21
By Rushing	11	10
By Passing	20	10
By Returns	2	1

Score By Quarters	1	2	3	4	Total
DOLPHINS	81	76	79	79	315
OPPONENTS	65	23	44	42	174

RUSHING	NO.	YDS.	AVG.	LG	TD
Csonka	195	1051	5.4	28	7
Kick	162	738	4.6	34	3
Morris	57	315	5.5	51	1
Warfield	9	115	12.8	39	0
Ginn	22	97	4.4	46	0
Griese	26	82	3.2	21	0
Leigh	5	15	3.0	7	0
Seiple	1	14	14.0	14	0
Cole	3	11	3.7	4	0
Mira	6	-9	-1.5	0	0
DOLPHINS	486	2429	4.9	51	11
OPPONENTS	403	1661	4.1	46	10

RECEIVING	NO.	YDS.	AVG.	LG	TD
Warfield	43	996	23.2	86	11
Kick	40	338	8.5	27	0
Twilley	23	349	15.2	41	4
Fleming	13	137	10.5	23	2
Csonka	13	113	8.7	25	1
Noonan	10	180	18.0	43	0
Stowe	5	68	13.6	21	1

PASSING	ATT.	COMP.	YDS.	PCT.	TD	INT.	LG	SCK/LST	RATING
Griese	263	145	2089	55.1	19	9	86	23/248	90.9
Mira	30	11	159	36.7	1	1	43	2/17	51.9
DOLPHINS.....	293	156	2248	53.2	20	10	86	25/265	87.0
OPPONENTS.....	363	206	2293	56.8	10	17	51	35/293	65.4

Morris	5	16	3.2	11	0
Mandich	3	19	6.3	10	1
Seiple	1	32	32.0	32	0
DOLPHINS	156	2248	14.4	86	20
OPPONENTS	206	2293	11.1	51	10

INTERCEPTIONS	NO.	YDS.	AVG.	LG	TD
Scott	7	34	4.9	21	0
Foley	4	14	3.5	18	0
Johnson	2	34	17.0	34	0
Anderson	2	33	16.5	33	0
Buoniconiti	1	16	16.0	16	0
Swift	1	12	12.0	12	0
DOLPHINS	17	143	9.0	34	0
OPPONENTS	10	166	16.6	53	1

PUNTING	NO.	YDS.	AVG.	LG	BK
Seiple	52	2087	40.1	73	1
DOLPHINS	52	2087	40.1	73	1
OPPONENTS	72	2935	40.4	58	0

PUNT RET.	NO.	YDS.	AVG.	LG	TD
Scott	33	318	9.6	31	0
Anderson	8	114	14.3	47	0
DOLPHINS	41	432	10.5	47	0
OPPONENTS	26	106	4.1	29	0

KICKOFF RET.	NO.	YDS.	AVG.	LG	TD
Morris	15	423	28.2	94	1
Ginn	10	252	25.2	35	0
Leigh	4	99	24.8	31	0
Matheson	3	32	10.7	16	0
DOLPHINS	32	806	25.2	94	1
OPPONENTS	59	1180	20.0	35	0

SCORING	Ru	Pa	RT	PAT	FG	S	TP
Yepremian	0	0	0	33/33	28/40	0	117
Warfield	0	11	0	0	0	0	66
Twilley	7	1	0	0	0	0	48
Csonka	0	4	0	0	0	0	24
Kick	3	0	0	0	0	0	18
Fleming	0	2	0	0	0	0	12
Morris	1	0	1	0	0	0	12
Johnson	0	0	1	0	0	0	6
Mandich	0	1	0	0	0	0	6
Stowe	0	1	0	0	0	0	6
DOLPHINS	11	20	2	33/33	28/40	0	315
OPPONENTS	10	10	1	22/22	9/20	0	174

FIELD GOALS	1-19	20-29	30-39	40-49	50+
Yepremian	7/7	8/8	6/11	7/12	0/2
DOLPHINS	7/7	8/8	6/11	7/12	0/2
OPPONENTS ..	5/5	1/4	2/2	0/6	1/4

SACKS	Fernandez	Riley	Stanfill	Ginn	Swift	Anderson	Buoniconiti	Den Herder	Powell	Lo
DOLPHINS 35.0, OPPONENTS 25.0	8.0	7.5	6.5	7.5	2.0	2.0	1.0	1.0	1.0	1.0

USUAL STARTERS	OFFENSE
WR	Paul Warfield (14)
LT	Doug Crusan (14)
LG	Bob Kuechenberg (14)
C	Bob DeMarco (14)

RG	Larry Little (14)
RT	Norm Evans (14)
TE	Marv Fleming (13)
WR	Howard Twilley (12)
QB	Bob Griese (13)
RB	Jim Kiick (11)
FB	Larry Csonka (14)

DEFENSE	
LDE.....	Jim Riley (13)
LDT.....	Manny Fernandez (14)
RDT.....	Bob Heinz (7)
	John Richardson (5)
RDE.....	Bill Stanfill (13)
LLB.....	Doug Swift (14)
MLB.....	Nick Buoniconiti (14)
RLB.....	Mike Kolen (10)
LCB.....	Tim Foley (14)
RCB.....	Curtis Johnson (10)
SS.....	Dick Anderson (14)
FS.....	Jake Scott (14)

boldface indicates Pro Bowl performer
* indicates rookie

1972 FINAL STATISTICS (14-0)

DATE	OPPONENT	SCORE	W/L	ATT.
9/17	at Kansas City	20-10	W	78,736
9/24	HOUSTON	34-13	W	75,069
10/1	at Minnesota	16-14	W	45,766
10/8	at N.Y. Jets	27-17	W	61,720
10/15	SAN DIEGO	24-10	W	78,212
10/22	BUFFALO	24-23	W	78,175
10/29	at Baltimore	23-0	W	59,303
11/5	at Buffalo	30-16	W	45,659
11/12	NEW ENGLAND	52-0	W	78,148
11/19	N.Y. JETS	28-24	W	78,166
11/27	ST. LOUIS	31-10	W	78,190
12/3	at New England	37-21	W	60,144
12/10	at N.Y. Giants	23-13	W	62,728
12/16	BALTIMORE	16-0	W	78,202

TEAM STATISTICS	MIA.	OPP.
TOTAL FIRST DOWNS	291	186
By Rushing	170	76
By Passing	102	96
By Penalty	19	14
TOTAL NET YARDS.....	5036	3297
Average Per Game	359.1	235.5
Total Plays.....	893	771
Average Per Play.....	5.6	4.3
NET YARDS RUSHING	2960	1548
Average Per Game	210.8	110.6
Total Rushes	613	389
NET YARDS PASSING	2076	1749
Average Per Game	148.3	124.9
Tackled/Yards Lost.	21/159	34/280
Gross Yards	2235	2029
Attempts/Completions.....	259/144	348/178
Completion Percentage.....	55.6	51.1
Had Intercepted	12	26
PUNTS/AVERAGE	44/39.4	67/41.8
PENALTIES/YARDS	68/714	70/659
FUMBLES/BALL LOST	25/16	32/20
TOUCHDOWNS	45	21
By Rushing	26	8
By Passing	17	10
By Returns	2	3

Score By Quarters	1	2	3	4	Total
DOLPHINS	94	108	98	85	- 385
OPPONENTS	36	47	29	59	- 171

RUSHING	NO.	YDS.	AVG.	LG	TD
Csonka	213	1117	5.2	45	6
Morris	190	1000	5.3	33	12
Kick	137	521	3.8	26	5
Ginn	27	142	5.3	22	1
Leigh	21	79	3.8	10	0
Morrall	17	67	3.9	31	1
Warfield	4	23	5.8	21	0
Griese	3	11	3.7	5	1
Del Gaizo	1	0	0.0	0	0
DOLPHINS	613	2960	4.8	45	26
OPPONENTS	389	1548	4.0	40	8

RECEIVING	NO.	YDS.	AVG.	LG	TD
Warfield	29	606	20.9	47	3
Kick	21	147	7.0	15	1
Twilley	20	364	18.2	44	3
Briscoe	16	279	17.4	51	4
Morris	15	168	11.2	34	0
Stowe	13	276	21.2	49	2

PASSING	ATT.	COMP.	YDS.	PCT.	TD	INT.	LG	SKC/LST	RATING
Morrall	150	83	1360	55.3	11	7	49	14/114	91.0
Griese	97	53	638	54.6	4	4	39	7/45	71.6
Del Gaizo	9	5	165	55.6	2	1	51	0/0	100.5
Briscoe	3	3	72	100.0	0	0	26	0/0	118.8
DOLPHINS.....	259	144	2235	55.6	17	12	511	21/159	86.9
OPPONENTS.....	348	178	2029	51.1	10	26	821	34/280	47.5

Fleming	13	156	12.0	31	1
Mandich	11	168	15.3	39	3
Csonka	5	48	9.6	14	0
Ginn	1	23	23.0	23	0

DOLPHINS	144	2235	15.5	51	17
OPPONENTS	178	2029	11.4	821	10

INTERCEPTIONS	NO.	YDS.	AVG.	LG	TD
Scott	5	73	14.6	31	0
Mumphord	4	50	12.5	28	1
Anderson	3	34	11.3	22	0
Foley	3	25	8.3	15	0
Johnson	3	20	6.7	13	0
Swift	3	5	1.7	4	0
Buoniconiti	2	17	8.5	10	0
Babb	1	24	24.0	24	0
Den Herder	1	24	24.0	24	0
Kolen	1	14	14.0	14	0
DOLPHINS	26	286	11.0	31	1
OPPONENTS	12	249	20.8	43	2

PUNTING	NO.	YDS.	AVG.	LG	BK
Seiple	36	1437	39.9	54	0
Lothridge	4	150	37.5	42	0
Anderson	4	147	36.8	45	0
DOLPHINS	44	1734	39.4	54	0
OPPONENTS	63	2613	41.8	67	2

PUNT RET.	NO.	YDS.	AVG.	LG	TD
Leigh	22	210	9.5	27	0
Scott	13	100	7.7	15	0
Anderson	5	19	3.8	17	0
DOLPHINS	40	329	8.2	27	0
OPPONENTS	17	67	3.9	13	0

KICKOFF RET.	NO.	YDS.	AVG.	LG	TD
Morris	14	334	23.9	33	0
Leigh	6	153	25.5	45	0
Matheson	2	34	17.0	17	0
Ginn	1	25	25.0	25	0
Briscoe	1	0	0.0	0	0
DOLPHINS	24	546	22.8	45	0
OPPONENTS	56	1283	22.9	39	0

SCORING	Ru	Pa	Rt	PAT	FG	S	TP
Yepremian	0	0	0	43/45	24/37	0	115
Morris	12	0	0	0	0	0	72
Csonka	6	0	0	0	0	0	36
Kick	5	1	0	0	0	0	36
Briscoe	0	4	0	0	0	0	24
Mandich	0	3	0	0	0	0	18
Twilley	0	3	0	0	0	0	18
Warfield	0	3	0	0	0	0	18
Stowe	0	2	0	0	0	0	12
Anderson	0	0	1	0	0	0	6
Fleming	0	1	0	0	0	0	6
Ginn	1	0	0	0	0	0	6
Griese	1	0	0	0	0	0	6
Morrall	1	0	0	0	0	0	6
Mumphord	0	0	1	0	0	0	6
DOLPHINS	26	17	2	43/45	24/37	0	385
OPPONENTS	8	10	3	18/21	9/16	0	171

FIELD GOALS	1-19	20-29	30-39	40-49	50+
Yepremian	7/7	3/3	7/8	4/11	3/8

DOLPHINS	7/7	3/3	7/8	4/11	3/8
OPPONENTS	3/3	2/4	3/3	1/4	0/2

SACKS

Den Herder 10.5, Stanfill 10.0, Fernandez 5.0, Matheson 2.5, Heinz 2.0, Buoniconiti 1.0, Dunaway 1.0, M. Moore 1.0, Swift 1.0.
--

DOLPHINS 34.0, OPPONENTS 21.0

USUAL STARTERS

OFFENSE

WR	Paul Warfield (11)
LT	Doug Crusan (10)
LG	Bob Kuechenberg (14)
C	Jim Langer (14)
RG	Larry Little (14)
RT	Marv Evans (14)
TE	Marv Fleming (11)
WR	Howard Twilley (11)
QB	Earl Morrall (9)
	Bob Griese (5)
RB	Mercury Morris (11)
FB	Larry Csonka (14)

DEFENSE

LDE	Vern Den Herder (14)
LDT	Manny Fernandez (14)
RDT	Bob Heinz (8)
	Jim Dunaway (6)
RDE	Bill Stanfill (14)
LLB	Doug Swift (14)
MLB	Nick Buoniconiti (14)
RLB	Mike Kolen (13)
LCB	Tim Foley (13)
RCB	Curtis Johnson (13)
SS	Jake Scott (13)
FS	Dick Anderson (13)

boldface indicates Pro Bowl performer
* indicates rookie

1973 FINAL STATISTICS (12-2)

DATE	OPPONENT	SCORE	W/L	ATT.
9/16	SAN FRANCISCO	21-13	W	68,275
9/23	at Oakland	7-12	L	74,121
10/30	NEW ENGLAND	44-23	W	62,508
10/7	N.Y. JETS	31-3	W	63,850
10/15	at Cleveland	17-9	W	72,070
10/21	BUFFALO	27-6	W	65,241
10/28	at New England	30-14	W	57,617
11/4	at N.Y. Jets	24-14	W	57,591
11/11	BALTIMORE	44-0	W	60,332
11/18	at Buffalo	17-0	W	77,138
11/22	at Dallas	14-7	W	58,089
12/3	PITTSBURGH	30-26	W	68,901
12/9	at Baltimore	3-16	L	41,005
12/15	DETROIT	34-7	W	53,375

TEAM STATISTICS	MIA.	OPP.
TOTAL FIRST DOWNS	215	195
By Rushing	111	109
By Passing	91	78
By Penalty	13	8
Third Down: Made/Att.	67/175	86/231
TOTAL NET YARDS	4103	3281
Average Per Game	293.1	234.4
Total Plays	776	876
Average Per Play	5.3	3.7
NET YARDS RUSHING	2521	1991
Average Per Game	180.1	142.2
Total Rushes	507	511
NET YARDS PASSING	1582	1290
Average Per Game	113.0	92.1
Tackled/Yards Lost	13/93	45/314
Gross Yards	1675	1604
Attempts/Completions	256/133	320/151
Completion Percentage	52.0	47.2
Had Intercepted	12	21
PUNTS/AVERAGE	48/42.3	76/38.4
PENALTIES/YARDS	52/416	61/616
FUMBLES/BALL LOST	22/16	29/8
TOUCHDOWNS	38	15
By Rushing	16	10
By Passing	17	5
By Returns	5	0

Score By Quarters	1	2	3	4	OT	Total
DOLPHINS	106	117	53	67	0	343
OPPONENTS	19	50	35	46	0	150

RUSHING	NO.	YDS.	AVG.	LG	TD
Csonka	219	1003	4.6	25	5
Morris	149	954	6.4	70	10
Kick	76	257	3.4	32	0
Leigh	22	134	6.1	34	1
Nottingham	24	134	5.6	30	0
Griese	13	20	1.5	21	0
Warfield	1	15	15.0	15	0
Morrall	1	9	9.0	9	0
Briscoe	2	-5	-2.5	2	0
DOLPHINS	507	2521	5.0	70	16
OPPONENTS	511	1991	3.9	36	10

RECEIVING	NO.	YDS.	AVG.	LG	TD
Briscoe	30	447	14.9	53	2
Warfield	29	514	17.7	45	11
Kick	27	208	7.7	22	0
Mandich	24	302	12.6	28	4
Csonka	7	22	3.1	9	0
Morris	4	51	12.8	36	0
Leigh	4	9	2.3	7	0

PASSING	ATT.	COMP.	YDS.	PCT.	TD	INT.	LG	SCK/LST	RATING
Griese	218	116	1422	53.2	17	8	46	11/75	84.3
Morrall	38	17	253	44.7	0	4	53	2/18	27.5
DOLPHINS	256	133	1675	52.0	17	12	53	13/93	72.3
OPPONENTS	320	151	1604	47.2	5	21	42	45/314	40.2

Fleming	3	22	7.3	15	0
Sellers	2	54	27.0	42	0
Twilley	2	30	15.0	19	0
Nottingham	1	16	16.0	16	0
DOLPHINS	133	1675	12.6	53	17
OPPONENTS	151	1604	10.6	42	5

INTERCEPTIONS	NO.	YDS.	AVG.	LG	TD
Anderson	8	163	20.4	38	2
Scott	4	71	17.8	29	0
Kolen	2	54	27.0	29	0
Foley	2	22	11.0	15	0
Johnson	2	19	9.5	17	0
Stuckey	1	4	4.0	4	0
Ball	1	2	2.0	2	0
Swift	1	0	0.0	0	0
DOLPHINS	21	335	16.0	38	2
OPPONENTS	12	190	15.8	48	0

PUNTING	NO.	YDS.	AVG.	LG	BK
Seiple	48	2031	42.3	57	0
DOLPHINS	48	2031	42.3	57	0
OPPONENTS	76	2918	38.4	60	2

PUNT RET.	NO.	YDS.	AVG.	LG	TD
Scott	22	266	12.1	33	0
Leigh	9	64	7.1	26	0
Anderson	6	52	8.7	27	0
DOLPHINS	37	382	10.3	33	0
OPPONENTS	28	182	6.5	27	0

KICKOFF RET.	NO.	YDS.	AVG.	LG	TD
Morris	11	242	22.0	29	0
Leigh	9	251	27.9	51	0
Scott	2	20	10.0	20	0
Bannon	1	10	10.0	10	0
Seiple	1	0	0.0	0	0
DOLPHINS	24	523	21.8	51	0
OPPONENTS	56	1116	19.9	42	0

SCORING	Ru	Pa	Rt	PAT	FG	S	TP
Yepremian	0	0	0	38/38	25/37	0	113
Warfield	0	11	0	0	0	0	66
Morris	10	0	0	0	0	0	60
Csonka	5	0	0	0	0	0	30
Mandich	0	4	0	0	0	0	24
Anderson	0	2	0	0	0	0	12
Briscoe	0	2	0	0	0	0	12
Foley	0	2	0	0	0	0	12
Buoniconti	0	1	0	0	0	0	6
Leigh	1	0	0	0	0	0	6
Team	0	0	0	0	0	1	2
DOLPHINS	16	17	5	38/38	25/37	1	343
OPPONENTS	10	5	0	13/15	15/27	0	150

FIELD GOALS	1-19	20-29	30-39	40-49	50+
Yepremian	5/5	8/10	6/9	5/9	1/4
DOLPHINS	5/5	8/10	6/9	5/9	1/4
OPPONENTS	5/5	0/2	6/8	3/8	1/4

SACKS	STANFILL	DEN HERDER	FERNANDEZ	MATHESON	HEINZ	BALL	BUONICONTI	MOORE	SWIFT
DOLPHINS	18.5	10.0	6.5	3.0	2.5	2.0	2.0	1.0	0.5
OPPONENTS	45.0	13.0							

USUAL STARTERS	
OFFENSE	
WR	Paul Warfield (14)
LT	Wayne Moore (12)
LG	Bob Kuechenberg (13)
C	Jim Langer (14)
RG	Larry Little (13)
RT	Norm Evans (14)
TE	Marv Fleming (11)
WR	Marlin Briscoe (14)
QB	Bob Griese (13)
RB	Mercury Morris (11)
FB	Larry Csonka (14)
DEFENSE	
LDE	Vern Den Herder (14)
LDT	Manny Fernandez (13)
RDT	Bob Heinz (13)
RDE	Bill Stanfill (13)
LLB	Doug Swift (14)
MLB	Nick Buoniconti (13)
RLB	Mike Kolen (13)
LCB	Tim Foley (10)
RCB	Curtis Johnson (13)
SS	Jake Scott (13)
FS	Dick Anderson (12)

boldface indicates Pro Bowl performer
* indicates rookie

1974 FINAL STATISTICS (11-3)

DATE	OPPONENT	SCORE	W/L	ATT.
9/15	at New England	24-34	L	54,913
9/22	at Buffalo	24-16	W	78,990
9/29	at San Diego	28-21	W	44,706
10/7	N.Y. JETS	21-17	W	61,527
10/13	at Washington	17-20	L	54,395
10/20	KANSAS CITY	9-3	W	67,779
10/27	BALTIMORE	17-7	W	65,868
11/3	ATLANTA	42-7	W	64,399
11/10	at New Orleans	21-0	W	73,458
11/17	BUFFALO	35-28	W	69,313
11/24	at N.Y. Jets	14-17	L	57,162
12/2	CINCINNATI	24-3	W	71,962
12/8	at Baltimore	17-16	W	34,420
12/15	NEW ENGLAND	34-27	W	56,920

TEAM STATISTICS	MIA.	OPP.
TOTAL FIRST DOWNS	272	208
By Rushing	134	83
By Passing	118	117
By Penalty	20	8
Third Down: Made/Att.	97/195	73/188
TOTAL NET YARDS	4275	3806
Average Per Game	305.4	271.9
Total Plays	884	807
Average Per Play	4.8	4.7
NET YARDS RUSHING	2191	1624
Average Per Game	156.5	116.0
Total Rushes	570	404
NET YARDS PASSING	2084	2182
Average Per Game	148.9	155.9
Tackled/Yards Lost	31/229	31/270
Gross Yards	2313	2452
Attempts/Completions	283/171	372/200
Completion Percentage	60.4	53.8
Had Intercepted	18	16
PUNTS/AVERAGE	65/38.6	70/39.2
PENALTIES/YARDS	69/556	67/525
FUMBLES/BALL LOST	25/13	33/17
TOUCHDOWNS	43	35
By Rushing	25	7
By Passing	18	14
By Returns	0	4

Score By Quarters	1	2	3	4	OT	Total
DOLPHINS	42	98	76	111	0	327
OPPONENTS	31	50	57	78	0	216

RUSHING	NO.	YDS.	AVG.	LG	TD
Csonka	197	749	3.8	24	9
Malone	117	479	4.1	23	3
Kick	86	274	3.2	15	1
Nottingham	66	273	4.1	24	8
Morris	56	214	3.8	17	1
Ginn	26	99	3.8	41	2
Griese	16	66	4.1	22	1
Briscoe	1	17	17.0	17	0
N. Moore	3	16	5.3	15	0
Morrall	1	11	11.0	11	0
Strock	1	-7	-7.0	-7	0
DOLPHINS	570	2191	3.8	41	25
OPPONENTS	404	1624	4.0	56	7

RECEIVING	NO.	YDS.	AVG.	LG	TD
N. Moore	37	605	16.4	48	2
Mandich	33	374	11.3	44	6

Warfield	27	536	19.9	54	2
Twilley	24	256	11.0	21	2
Kick	18	155	8.6	19	1
Briscoe	11	132	12.0	20	1
Csonka	7	35	5.0	11	0
Baker	4	121	30.0	46	2
Nottingham	3	40	13.3	20	0
Morris	2	27	14.0	23	1
Malone	2	26	13.0	13	0
Ginn	2	3	1.5	3	0
Fleming	1	3	3.0	3	1

DOLPHINS	171	2313	13.5	54	18
OPPONENTS	200	2452	12.6	89	14

INTERCEPTIONS	NO.	YDS.	AVG.	LG	TD
Scott	8	75	9.4	30	0
Buoniconiti	2	29	14.5	16	0
Foley	2	-2	-1.0	0	0
Stuckey	1	21	21.0	21	0
Matheson	1	10	10.0	10	0
Kolen	1	3	3.0	3	0
Anderson	1	3	3.0	3	0
DOLPHINS	16	139	8.7	30	0
OPPONENTS	18	320	17.8	40	1

PUNTING	NO.	YDS.	AVG.	LG	BK
Seiple	65	2511	38.6	60	0
DOLPHINS	65	2511	38.6	60	0
OPPONENTS	70	2743	39.2	63	2

PUNT RET.	NO.	YDS.	AVG.	LG	TD
Scott	31	346	11.2	30	0
N. Moore	9	136	15.1	42	0
Anderson	3	9	3.0	6	0
Babb	2	29	14.5	20	0
Stuckey	1	0	0.0	0	0
DOLPHINS	46	520	11.3	42	0
OPPONENTS	42	265	6.3	23	0

KICKOFF RET.	NO.	YDS.	AVG.	LG	TD
N. Moore	22	587	26.7	40	0
Ginn	12	235	19.6	30	0
Malone	6	159	26.5	73	0
Matheson	5	65	13.0	25	0
Leigh	2	50	25.0	26	0
Baker	1	22	22.0	22	0
Babb	1	0	0.0	0	0
DOLPHINS	49	1118	22.8	73	0
OPPONENTS	64	1222	19.1	57	0

SCORING	Ru	Pa	Rt	PAT	FG	S	TP
Yepremian	0	0	0	43/43	8/15	0	67
Csonka	9	0	0	0	0	0	54
Nottingham	8	0	0	0	0	0	48
Mandich	0	6	0	0	0	0	36
Malone	3	0	0	0	0	0	18
Morris	1	1	0	0	0	0	12
Warfield	0	2	0	0	0	0	12
Ginn	2	0	0	0	0	0	12
N. Moore	0	2	0	0	0	0	12
Kick	1	1	0	0	0	0	12
Twilley	0	2	0	0	0	0	12
Baker	0	2	0	0	0	0	12
Fleming	0	1	0	0	0	0	6
Griese	1	0	0	0	0	0	6

Briscoe	0	1	0	0	0	0	6
Foley	0	0	0	0	0	0	1

DOLPHINS	25	18	0	43/43	8/15	1	327
OPPONENTS	7	14	4	14	24	0	216

FIELD GOALS	1-19	20-29	30-39	40-49	50+
Yepremian	0/1	4/5	3/4	1/3	0/2
DOLPHINS	0/1	4/5	3/4	1/3	0/2
OPPONENTS	0/0	7/9	2/5	5/6	0/1

SACKS	STANFILL	HERDER	FERNANDEZ	COLLINS	KOLEN	REESE
Stanfill	10.0	Den Herder	7.0	Fernandez	3.0	Kolen
Ball	3.0	Crowder	3.0	Matheson	3.0	Kolen
1.0	Reese	1.0				

DOLPHINS 31.0, OPPONENTS 31.0

USUAL STARTERS	OFFENSE
WR	Paul Warfield (9)
LT	Bob Kuechenberg (4)
	Wayne Moore (3)
	Tony Funchess (3)
LG	Bob Kuechenberg (4)
C	Jim Langer (14)
RG	Larry Little (14)
RT	Norm Evans (14)
TE	Jim Mandich (10)
WR	*Nat Moore (6)
	Howard Twilley (4)
QB	Bob Griese (13)
RB	Jim Kick (7)
	*Benny Malone (3)
	Mercury Morris (3)
FB	Larry Csonka (11)

DEFENSE	LDE	LDT	RDT	RDE	LLB	MLB	RLB	LCB	RCB	SS	FS
Vern Den Herder	(14)	Manny Fernandez	(12)	Bob Heinz	(13)	Bill Stanfill	(13)	Bob Matheson	(7)	Doug Swift	(7)
Nick Buoniconiti	(13)	Mike Kolen	(13)	Tim Foley	(10)	Curtis Johnson	(12)	Dick Anderson	(14)	Jake Scott	(14)

boldface indicates Pro Bowl performer
* indicates rookie

PASSING	ATT.	COMP.	YDS.	PCT.	TD	INT.	LG	SCK/LST	RATING
Griese	253	152	1968	60.1	16	15	54	27/202	80.9
Morrall	27	17	301	63.0	2	3	46	3/16	86.1
N. Moore	1	1	31	100.0	0	0	0	0/0	118.8
Kick	1	1	13	100.0	0	0	0	0/0	118.8
Briscoe	1	0	0	0.0	0	0	0	1/11	39.6
DOLPHINS	283	171	2313	60.4	18	18	54	31/229	74.8
OPPONENTS	372	200	2452	53.8	14	16	89	31/270	69.0

1975 FINAL STATISTICS (10-4)

DATE	OPPONENT	SCORE	W/L	ATT.
9/22	OAKLAND	21-31	L	78,744
9/28	at New England	22-14	W	60,602
10/5	at Green Bay	31-7	W	55,270
10/12	PHILADELPHIA	24-16	W	60,127
10/19	at N.Y. Jets	43-0	W	47,191
10/26	at Buffalo	35-30	W	79,080
11/2	at Chicago	46-13	W	51,298
11/9	N.Y. JETS	27-7	W	72,986
11/16	at Houston	19-20	L	48,892
11/23	BALTIMORE	17-33	L	61,986
12/1	NEW ENGLAND	20-7	W	61,963
12/7	BUFFALO	31-21	W	74,573
12/14	at Baltimore	7-10(OT)	L	59,398
12/20	DENVER	14-13	W	43,064

TEAM STATISTICS	MIA.	OPP.
TOTAL FIRST DOWNS	266	224
By Rushing	136	92
By Passing	108	113
By Penalty	22	19
TOTAL NET YARDS	4509	3789
Average Per Game	322.1	270.6
Total Plays	896	858
Average Per Play	5.0	4.4
NET YARDS RUSHING	2500	1768
Average Per Game	178.6	126.3
Total Rushes	594	443
NET YARDS PASSING	2009	2021
Average Per Game	143.5	144.4
Tackled/Yards Lost	23/187	40/314
Gross Yards	2196	2335
Attempts/Completions	279/170	375/200
Completion Percentage	60.9	53.3
Had Intercepted	17	21
PUNTS/AVERAGE	65/38.6	72/40.0
PENALTIES/YARDS	74/575	82/716
FUMBLES/BALL LOST	20/9	23/9
TOUCHDOWNS	46	27
By Rushing	26	14
By Passing	19	9
By Returns	1	4

Score By Quarters	1	2	3	4	OT	Total
DOLPHINS	44	116	99	98	0	357
OPPONENTS	48	53	45	73	3	222

RUSHING	NO.	YDS.	AVG.	LG	TD
Morris	219	875	4.0	49	4
Nottingham	168	718	4.3	56	12
Bulaich	78	309	4.0	30	5
Malone	65	220	3.4	20	3
Solomon	4	87	21.8	35	0
Ginn	21	78	3.7	14	0
N. Moore	8	69	8.6	36	0
Griese	17	59	3.5	17	1
Strock	6	38	6.3	18	1
Morrall	4	33	8.3	16	0
Winfrey	3	10	3.3	5	0
Seiple	1	4	4.0	4	0
DOLPHINS	594	2500	4.2	56	26
OPPONENTS	443	1768	4.0	39	15

RECEIVING	NO.	YDS.	AVG.	LG	TD
N. Moore	40	705	17.6	79t	4
Bulaich	32	276	8.6	59t	5
Twilley	24	366	15.3	32	4
Solomon	22	339	15.4	58t	2

Mandich	21	217	10.3	32t	4
Seiple	10	84	8.4	15	0
Nottingham	9	66	7.3	18	0
Tillman	5	60	12.0	16	0
Ginn	3	21	7.0	8	0
Malone	2	47	23.5	43	0
Morris	2	15	7.5	10	0

DOLPHINS	170	2196	12.9	79t	19
OPPONENTS	200	2335	11.7	62t	9

INTERCEPTIONS	NO.	YDS.	AVG.	LG	TD
Scott	6	60	10.0	38	0
Johnson	4	41	10.3	17	0
Babb	4	18	4.5	18	0
Matheson	3	32	10.7	22	0
Rhone	2	2	1.0	2	0
Towle	1	16	16.0	16	0
Kolen	1	14	14.0	14	0

DOLPHINS	21	183	8.7	38	0
OPPONENTS	17	214	12.6	50	1

PUNTING	NO.	YDS.	AVG.	LG	BK
Seiple	65	2506	38.6	61	0
DOLPHINS	65	2506	38.6	61	0
OPPONENTS	72	2880	40.0	57	1

PUNT RET.	NO.	YDS.	AVG.	LG	TD
Solomon	26	320	12.3	50t	1
N. Moore	8	80	10.0	29	0
Babb	7	95	13.6	46	0
Scott	1	10	10.0	10	0
Ginn	1	4	4.0	4	0

DOLPHINS	43	509	11.8	50t	1
OPPONENTS	34	373	11.0	83t	1

KICKOFF RET.	NO.	YDS.	AVG.	LG	TD
Solomon	17	348	20.5	31	0
N. Moore	9	243	27.0	42	0
Ginn	9	235	26.1	39	0
Nottingham	3	80	26.7	27	0
Winfrey	1	25	25.0	25	0
Malone	1	18	18.0	18	0
DOLPHINS	40	949	23.7	42	0
OPPONENTS	65	1549	23.8	102t	1

SCORING	Ru	Pa	Rt	PAT	FG	S	TP
Yepremian	0	0	0	40/46	13/16	0	79
Nottingham	12	0	0	0	0	0	72
Bulaich	5	5	0	0	0	0	60
Mandich	0	4	0	0	0	0	24
N. Moore	0	4	0	0	0	0	24
Morris	4	0	0	0	0	0	24
Twilley	0	4	0	0	0	0	24
Malone	3	0	0	0	0	0	18
Solomon	0	2	1	0	0	0	18
Griese	1	0	0	0	0	0	6
Strock	1	0	0	0	0	0	6
Reese	0	0	0	0	0	1	2

DOLPHINS	26	19	140/46	13/16	1	357
OPPONENTS	15	9	325/27	11/21	1	222

FIELD GOALS	1-19	20-29	30-39	40-49	50+
Yepremian	1/1	5/5	6/7	1/2	0/1
DOLPHINS	1/1	5/5	6/7	1/2	0/1
OPPONENTS	0/0	3/5	4/6	4/10	0/0

SACKS
Den Herder 11.0, Crowder 7.5, Reese 7.5, Stanfill 6.5, Matheson 2.0, Andrews 1.5, Johnson 1.0, Kolen 1.0, Rhone 1.0, Swift 1.0.
DOLPHINS 40.0, OPPONENTS 23.0

USUAL STARTERS
OFFENSE
WR Howard Twilley (8)
LT *Freddie Solomon (5)
LG Wayne Moore (14)
LG Bob Kuechenberg (14)
C Jim Langer (14)
RG Larry Little (14)
RT Norm Evans (13)
TE Andre Tillman (8)
TE Jim Mandich (6)
WR Nat Moore (14)
QB Bob Griese (10)
RB Mercury Morris (14)
FB Don Nottingham (13)

DEFENSE
LDE Vern Den Herder (14)
LDT Randy Crowder (11)
RDT Don Reese (11)
RDE Bill Stanfill (8)
LLB *Steve Towle (4)
LLB Doug Swift (13)
MLB Mike Kolen (9)
RLB Bob Matheson (13)
LCB Tim Foley (9)
RCB Curtis Johnson (14)
SS Charlie Babb (14)
FS Jake Scott (14)

boldface indicates Pro Bowl performer
* indicates rookie

PASSING	ATT.	COMP.	YDS.	PCT.	TD	INT.	LG	SCK/LST	RATING
Griese	191	118	1693	61.8	14	13	79t	16/131	86.6
Strock	45	26	230	57.8	2	2	25	3/29	67.9
Morrall	43	26	273	60.5	3	2	31	4/27	82.7
DOLPHINS	279	170	2196	60.9	19	17	79t	23/187	82.9
OPPONENTS	375	200	2335	53.3	9	21	62t	40/314	57.1

1976 FINAL STATISTICS (6-8)

DATE	OPPONENT	SCORE	W/L	ATT.
9/13	at Buffalo	30-21	W	77,683
9/19	at New England	14-30	L	46,053
9/26	N.Y. JETS	16-0	W	49,754
10/3	LOS ANGELES	28-31	L	60,753
10/10	at Baltimore	14-28	L	58,832
10/17	KANSAS CITY	17-20(JT)	L	43,325
10/24	at Tampa Bay	23-20	W	59,155
10/31	NEW ENGLAND	10-3	W	52,863
11/7	at N.Y. Jets	27-7	W	53,344
11/14	at Pittsburgh	3-14	L	48,945
11/22	BALTIMORE	16-17	L	62,104
11/28	at Cleveland	13-17	L	74,715
12/5	BUFFALO	45-27	W	43,475
12/11	MINNESOTA	7-29	L	46,543

TEAM STATISTICS	MIA.	OPP.
TOTAL FIRST DOWNS	267	268
By Rushing	122	125
By Passing	125	131
By Penalty	20	12
TOTAL NET YARDS	4386	5081
Average Per Game	313.3	362.9
Total Plays	874	892
Average Per Play	5.0	5.7
NET YARDS RUSHING	2118	2411
Average Per Game	151.3	172.2
Total Rushes	491	525
NET YARDS PASSING	2268	2670
Average Per Game	162.0	190.7
Tackled/Yards Lost	37/336	20/193
Gross Yards	2604	2863
Attempts/Completions	346/193	347/195
Completion Percentage	55.8	56.2
Had Intercepted	15	11
PUNTS/AVERAGE	62/38.2	63/41.1
FUMBLES/YARDS	70/582	94/716
PENALTIES/BALL LOST	14/8	31/18
TOUCHDOWNS	31	34
By Rushing	15	14
By Passing	15	20
By Returns	1	0

Score By Quarters	1	2	3	4	OT	Total
DOLPHINS	27	98	64	74	0	263
OPPONENTS	31	93	62	75	3	264

RUSHING	NO.	YDS.	AVG.	LG	TD
Malone	186	797	4.3	31	4
Bulaich	122	540	4.4	35	4
Winfrey	52	205	3.9	13	1
Nottingham	63	185	2.9	13	3
Griese	23	108	4.7	26	0
Davis	31	160	5.2	57	1
N. Moore	4	36	9.0	21	0
Seiple	3	14	4.7	7	0
Solomon	4	60	15.0	59	1
Strock	2	13	6.5	11	1
Heath	1	0	0.0	0	0
DOLPHINS	491	2118	4.3	59	15
OPPONENTS	525	2411	4.6	75	14

RECEIVING	NO.	YDS.	AVG.	LG	TD
N. Moore	33	625	18.9	67	4
Bulaich	28	151	5.4	25	0
Solomon	27	453	16.8	53	2

PASSING	ATT.	COMP.	YDS.	PCT.	TD	INT.	LG	SCK/LST	RATING
Griese	272	162	2097	59.6	11	12	47	30/266	78.9
Strock	47	21	359	44.7	3	2	53	4/41	74.6
Morrall	26	10	148	38.5	1	1	67	3/29	54.7
Solomon	1	0	0	0.0	0	0	0	0.0	39.6
DOLPHINS	346	193	2604	55.8	15	15	67	37/336	76.4
OPPONENTS	347	195	2863	56.2	20	11	64	20/193	89.0

Harris	22	372	16.9	44	1
Mandich	22	260	11.8	31	4
Twillie	14	214	15.3	39	1
Tillman	13	130	10.0	16	1
Seiple	10	138	13.8	25	1
Malone	9	103	11.4	36	0
Winfrey	6	55	9.2	16	1
Nottingham	4	33	8.3	29	0
Davis	2	8	4.0	6	0
McCreary	2	51	25.5	30	0
Holmes	1	11	11.0	11	0

DOLPHINS	193	2604	13.5	67	15
OPPONENTS	195	2863	14.7	64	20

INTERCEPTIONS	NO.	YDS.	AVG.	LG	TD
Ellis	2	40	20.0	40	0
Matheson	2	34	17.0	34	0
Babb	2	20	10.0	20	0
White	2	4	2.0	4	0
Anderson	1	32	32.0	32	0
Johnson	1	14	14.0	14	0
Salter	1	0	0.0	0	0
DOLPHINS	11	144	13.1	40	0
OPPONENTS	15	128	8.5	33	0

PUNTING	NO.	YDS.	AVG.	LG	BK
Seiple	62	2366	38.2	56	0
DOLPHINS	62	2366	38.2	56	0
OPPONENTS	63	2593	41.2	56	0

PUNT RET.	NO.	YDS.	AVG.	LG	TD
Solomon	13	205	15.8	79	1
Harris	9	79	8.7	16	0
N. Moore	8	72	9.0	23	0
Babb	3	38	12.7	25	0
Anderson	2	21	10.5	11	0
DOLPHINS	35	415	11.9	79	1
OPPONENTS	34	272	8.0	28	0

KICKOFF RET.	NO.	YDS.	AVG.	LG	TD
Davis	26	617	23.7	47	0
Harris	17	559	32.9	69	0
Nottingham	6	107	17.8	21	0
N. Moore	2	28	14.0	28	0
Winfrey	2	24	12.0	13	0
Solomon	1	12	12.0	12	0
Tillman	1	0	0.0	0	0
DOLPHINS	55	1347	24.5	69	0
OPPONENTS	57	1231	21.6	79	0

SCORING	Ru	Pa	Rt	Pat	FG	S	TP
Yeprman	0	0	0	29/31	16/23	0	77
Bulaich	4	0	0	0	0	0	24
Malone	4	0	0	0	0	0	24
Mandich	0	4	0	0	0	0	24
N. Moore	0	4	0	0	0	0	24
Solomon	1	2	1	0	0	0	24
Nottingham	3	0	0	0	0	0	18
Winfrey	1	1	0	0	0	0	12
Davis	1	0	0	0	0	0	6
Harris	0	1	0	0	0	0	6
Seiple	0	1	0	0	0	0	6
Strock	1	0	0	0	0	0	6
Tillman	0	1	0	0	0	0	6
Twillie	0	1	0	0	0	0	6
DOLPHINS	15	15	1	29/31	16/23	0	263
OPPONENTS	14	20	0	30/34	10/21	0	264

FIELD GOALS	1-19	20-29	30-39	40-49	50+
Yeprman	0/0	9/10	2/4	4/8	1/1
DOLPHINS	0/0	9/10	2/4	4/8	1/1
OPPONENTS	2/2	4/8	2/5	2/6	0/0

SACKS

Reese	4.0	Stanfill	4.0	Den Herder	3.0
Andrews	2.0	Crowder	2.0	Buoniconiti	1.0
Heinz	1.0	Matheson	1.0	Towle	1.0
Babb	0.5	Gordon	0.5		

DOLPHINS 20.0, OPPONENTS 37.0

USUAL STARTERS

OFFENSE

WR	Nat Moore (9)
LT	Wayne Moore (14)
LG	Bob Kuechenberg (10)
C	Jim Langer (14)
RG	Larry Little (10)
RT	Darryl Carlton (8)
	Larry Little (4)
TE	Andre Tillman (14)
WR	Freddie Solomon (7)
	Howard Twillie (6)
QB	Bob Griese (13)
RB	Benny Malone (12)
FB	Don Nottingham (8)
	Norm Bulaich (6)

DEFENSE

LDE	Vern Den Herder (14)
LDT	Randy Crowder (14)
RDT	Don Reese (6)
	Bob Heinz (4)
RDE	John Andrews (4)
	Don Reese (3)
	Bill Stanfill (3)
LLB	*Larry Gordon (14)
MLB	Steve Towle (12)
RLB	Bob Matheson (11)
LCB	Jerris White (14)
RCB	Curtis Johnson (9)
SS	Charlie Babb (14)
FS	Barry Hill (6)
	Bryant Salter (6)

boldface indicates Pro Bowl performer

* indicates rookie

1977 FINAL STATISTICS (10-4)

DATE	OPPONENT	SCORE	W/L	ATT.
9/18	at Buffalo	13-0	W	76,097
9/25	at San Francisco	19-15	W	40,503
10/2	HOUSTON	27-7	W	49,619
10/9	at Baltimore	28-45	L	57,005
10/16	N.Y. JETS	21-17	W	43,446
10/23	SEATTLE	31-13	W	29,858
10/30	SAN DIEGO	13-14	L	40,670
11/6	at N.Y. Jets	14-10	W	51,582
11/13	NEW ENGLAND	17-5	W	67,502
11/20	at Cincinnati	17-23	L	46,733
11/24	at St. Louis	55-14	W	50,269
11/5	BALTIMORE	17-6	W	68,977
11/11	at New England	10-14	L	61,064
11/17	BUFFALO	31-14	W	39,626

TEAM STATISTICS	MIA.	OPP.
TOTAL FIRST DOWNS	267	227
By Rushing	143	101
By Passing	107	117
By Penalty	17	9
Third Down: Made/Att.	78/172	88/199
TOTAL NET YARDS	4327	3982
Average Per Game	309.1	284.4
Total Plays	866	901
Average Per Play	5.0	4.4
NET YARDS RUSHING	2366	1749
Average Per Game	169.0	124.9
Total Rushes	519	467
NET YARDS PASSING	1961	2233
Average Per Game	140.1	159.5
Tackled/Yards Lost	36/303	20/160
Gross Yards	2264	2393
Attempts/Completions	311/182	414/226
Completion Percentage	58.5	54.6
Had Intercepted	14	15
PUNTS/AVERAGE	58/36.9	67/38.5
PENALTIES/YARDS	59/432	82/644
FUMBLES/BALL LOST	22/13	37/18
TOUCHDOWNS	41	23
By Rushing	18	12
By Passing	22	10
By Returns	1	1

Score By Quarters	1	2	3	4	OT	Total
DOLPHINS	86	113	60	54	0	313
OPPONENTS	52	48	33	64	0	197

RUSHING	NO.	YDS.	AVG.	LG	TD
Malone	129	615	4.8	66t	5
Davis	126	533	4.2	60t	2
L. Harris	91	417	4.6	77t	4
Bulaich	91	416	4.6	29	4
Nottingham	44	214	4.9	13	2
Moore	14	89	6.4	24	1
Solomon	6	43	7.2	14	0
Griese	16	30	1.9	13	0
T. Anderson	1	11	11.0	11	0
Michel	1	-2	-2.0	-2	0
DOLPHINS	519	2366	4.6	77t	18
OPPONENTS	467	1749	3.7	64t	12

RECEIVING	NO.	YDS.	AVG.	LG	TD
Moore	52	765	14.7	73t	12
D. Harris	34	601	17.7	47	5
Bulaich	25	180	7.2	14	0
Tillman	17	169	10.0	37t	2
Davis	14	151	10.8	32	1
Solomon	12	181	15.1	54t	1

Nottingham	8	58	7.3	16	0
L. Harris	7	29	4.1	11	0
Mandich	6	63	10.5	15	0
Malone	4	58	14.5	35	0
McCreary	2	10	5.0	9	1
Seiple	1	-1	-1.0	-1	0
DOLPHINS	182	2264	12.4	73t	22
OPPONENTS	226	2393	10.6	47	10

INTERCEPTIONS	NO.	YDS.	AVG.	LG	TD
Johnson	4	35	8.8	19	0
Thomas	3	23	7.7	23	0
Foley	3	17	5.7	17	0
Gordon	1	27	27.0	27	0
Babb	1	15	15.0	15	0
Matheson	1	7	7.0	7	0
Roberson	1	0	0.0	0	0
Volk	1	0	0.0	0	0
DOLPHINS	15	124	8.3	27	0
OPPONENTS	14	238	17.0	34	0

PUNTING	NO.	YDS.	AVG.	LG	BK
Michel	35	1338	38.2	61	0
Seiple	22	801	36.4	54	1
DOLPHINS	58	2139	36.9	61	1
OPPONENTS	67	2581	38.5	60	0

PUNT RET.	NO.	YDS.	AVG.	LG	TD
Solomon	32	285	8.9	39	0
D. Anderson	4	3	0.7	3	0
Babb	2	10	5.0	7	0
Davis	1	11	11.0	11	0
T. Anderson	1	6	6.0	6	0
DOLPHINS	40	315	7.9	39	0
OPPONENTS	29	267	9.2	49	0

KICKOFF RET.	NO.	YDS.	AVG.	LG	TD
Davis	14	414	29.6	73	0
Solomon	10	273	27.3	90t	1
T. Anderson	7	167	23.9	40	0
D. Harris	4	91	22.8	31	0
Nottingham	2	36	18.0	18	0
McCreary	1	30	30.0	30	0
DOLPHINS	38	1011	26.6	90t	1
OPPONENTS	59	1281	21.7	32	0

SCORING	Ru	Pa	Rt	PAT	FG	S	TP
Moore	1	12	0	0	0	0	78
Yepremian	0	0	0	37/41	10/22	0	67
D. Harris	0	5	0	0	0	0	30
Malone	5	0	0	0	0	0	30
Bulaich	4	0	0	0	0	0	24
L. Harris	4	0	0	0	0	0	24
Davis	2	1	0	0	0	0	18
Nottingham	2	0	0	0	0	0	12
Solomon	0	1	0	0	0	0	12
Tillman	0	2	0	0	0	0	12
McCreary	0	1	0	0	0	0	6
Michel	0	0	0	0/1	0	0	0
DOLPHINS	18	22	1	37/42	10/22	0	313
OPPONENTS	12	10	1	21/23	12/20	0	197

FIELD GOALS	1-19	20-29	30-39	40-49	50+
Yepremian	0/0	3/4	5/7	2/9	0/2
DOLPHINS	0/0	3/4	5/7	2/9	0/2
OPPONENTS	1/1	2/2	4/5	5/10	0/2

SACKS

DuHe	7.0,	Baumhower	4.0,	Bokamper	2.5,
Gordon	2.0,	Matheson	2.0,	Den Herder	1.5,
Babb	1.0.				

DOLPHINS 20.0, OPPONENTS 36.0

USUAL STARTERS

OFFENSE

WR	Nat Moore (14)
LT	Wayne Moore (14)
LG	Bob Kuechenberg (12)
C	Jim Langer (14)
RG	Larry Little (13)
RT	Mike Current (14)
TE	Andre Tillman (14)
WR	Freddie Solomon (6)
	Durriel Harris (4)
	Lloyd McCreary (4)
QB	Bob Griese (14)
RB	Benny Malone (8)
	Gary Davis (6)
FB	Norm Bulaich (7)
	*Leroy Harris (5)

DEFENSE

LDE	Vern Den Herder (11)
NT	*Bob Baumhower (14)
RDE	*A.J. Duhe (14)
LOLB	Kim Bokamper (14)
LILB	Steve Towle (7)
	Mike Kolen (4)
RILB	Bob Matheson (8)
	Steve Towle (5)
ROLB	Larry Gordon (14)
LCB	Norris Thomas (10)
RCB	Curtis Johnson (14)
SS	Tim Foley (10)
FS	Vern Roberson (9)
	Charles Babb (4)

boldface indicates Pro Bowl performer
* indicates rookie

PASSING	ATT.	COMP.	YDS.	PCT.	TD	INT.	LG	SCK/LST	RATING
Griese	307	180	2252	58.6	22	13	73t	36/303	87.7
Strock	4	2	12	50.0	0	1	9	0/0	16.7
DOLPHINS	311	182	2264	58.5	22	14	73t	36/303	86.1
OPPONENTS	414	226	2393	54.6	10	15	47	20/160	64.6

1978 FINAL STATISTICS (11-5)

DATE	OPPONENT	SCORE	W/L	ATT.
9/3	at N.Y. Jets	20-33	L	49,598
9/10	at Baltimore	42-0	W	46,426
9/17	BUFFALO	31-24	W	48,373
9/24	at Philadelphia	3-17	L	62,998
10/1	ST. LOUIS	24-10	W	43,882
10/9	CINCINNATI	21-0	W	54,729
10/15	at San Diego	28-21	W	50,637
10/22	at New England	24-33	L	60,424
10/29	BALTIMORE	26-8	W	53,524
11/5	DALLAS	23-16	W	70,414
11/12	at Buffalo	25-24	W	48,623
11/20	at Houston	30-35	L	50,290
11/26	N.Y. JETS	13-24	L	49,255
12/3	at Washington	16-0	W	52,860
12/10	OAKLAND	23-6	W	73,003
12/18	NEW ENGLAND	23-3	W	72,071

TEAM STATISTICS	MIA.	OPP.
TOTAL FIRST DOWNS	270	298
By Rushing	119	120
By Passing	135	156
By Penalty	16	22
Third Down: Made/Att.	98/215	88/205
TOTAL NET YARDS	4835	5169
Average Per Game	302.2	323.1
Total Plays	954	1021
Average Per Play	5.1	5.1
NET YARDS RUSHING	2366	2261
Average Per Game	147.9	141.3
Total Rushes	548	543
NET YARDS PASSING	2469	2908
Average Per Game	154.3	181.8
Tackled/Yards Lost.	27/238	41/343
Gross Yards	2707	3251
Attempts/Completions	379/226	437/256
Completion Percentage	59.6	58.6
Had Intercepted	18	32
PUNTS/AVERAGE	81/40.3	74/37.0
PENALTIES/YARDS	74/603	99/865
FUMBLES/BALL LOST	24/12	37/21
TOUCHDOWNS	45	30
By Rushing	18	15
By Passing	24	15
By Returns	3	0

Score By Quarters	1	2	3	4	OT	Total
DOLPHINS	101	126	68	77	0	372
OPPONENTS	24	87	64	79	0	254

RUSHING	NO.	YDS.	AVG.	LG	TD
Williams	272	1258	4.6	58t	8
L. Harris	123	512	4.2	51	2
Davis	62	313	5.0	65t	3
Bulaich	40	196	4.9	63	2
Braxton	20	48	2.4	15	2
Strock	10	23	2.3	12	0
Malone	6	18	3.0	7	1
Griese	9	10	1.1	9	0
Benjamin	1	-2	-2.0	-2	0
Moore	4	-3	-0.8	3	0
Roberts	1	-7	-7.0	-7	0
DOLPHINS	548	2366	4.3	65t	18
OPPONENTS	543	2261	4.2	81t	15

RECEIVING	NO.	YDS.	AVG.	LG	TD
Moore	48	645	13.5	47	10

D. Harris	45	654	14.5	63t	3
Tillman	31	398	12.8	33	3
L. Harris	25	211	8.4	57	0
Davis	24	218	9.1	34	0
Williams	18	192	10.7	42	0
Bulaich	16	92	5.8	22	0
Cefalo	6	145	24.2	43	3
Braxton	4	47	11.8	19	0
Hardy	4	32	8.0	15	2
McCreary	3	27	9.0	12	2
Rather	1	39	39.0	39	1
Den Herder	1	7	7.0	7t	1

DOLPHINS	226	2707	12.0	63t	24
OPPONENTS	256	3251	12.7	92t	15

INTERCEPTIONS	NO.	YDS.	AVG.	LG	TD
Foley	6	12	2.0	8	0
Small	4	157	39.3	46t	1
Voik	4	42	10.5	24	0
Babb	3	61	20.3	36	0
Gordon	3	35	11.7	22	0
Johnson	3	-2	-0.7	0	0
Thomas	2	63	31.5	53t	1
Rhone	2	4	2.0	4	0
Chambers	1	49	49.0	49	0
Cornelius	1	21	21.0	21	0
Towle	1	14	14.0	14	0
Bokamper	1	2	2.0	2	0
Baumhower	1	0	0.0	0	0

DOLPHINS	32	458	14.3	53t	2
OPPONENTS	18	224	12.4	33	0

PUNTING	NO.	YDS.	AVG.	LG	BK
Roberts	81	3263	40.3	59	0
DOLPHINS	81	3263	40.3	59	0
OPPONENTS	74	2741	37.0	58	2

PUNT RET.	NO.	YDS.	AVG.	LG	TD
Cefalo	28	232	8.3	26	0
Babb	9	57	6.3	14	0
Davis	2	36	18.0	25	0
Moore	1	11	11.0	11	0
Cornelius	1	5	5.0	5	0
DOLPHINS	41	341	8.3	26	0
OPPONENTS	42	303	7.2	34	0

KICKOFF RET.	NO.	YDS.	AVG.	LG	TD
D. Harris	29	657	22.7	53	0
Davis	13	251	19.3	27	0
Anderson	7	157	22.4	31	0
Cefalo	2	40	20.0	21	0
Hardy	2	27	13.5	15	0
DOLPHINS	53	1132	21.4	53	0
OPPONENTS	70	1459	20.8	39	0

SCORING	Ru	Pa	Rt	PAT	FG	S	TP
Yepremian	0	0	0	41/45	19/23	0	98
Moore	0	10	0	0	0	0	60
Williams	8	0	0	0	0	0	48
Cefalo	0	3	0	0	0	0	18
Davis	3	0	0	0	0	0	18
D. Harris	0	3	0	0	0	0	18
Tillman	0	3	0	0	0	0	18
Braxton	2	0	0	0	0	0	12
Bulaich	2	0	0	0	0	0	12
Hardy	0	2	0	0	0	0	12

Harris	2	0	0	0	0	0	12
McCreary	0	2	0	0	0	0	12
Baumhower	0	0	1	0	0	0	6
Den Herder	0	1	0	0	0	0	6
Malone	1	0	0	0	0	0	6
Small	0	0	1	0	0	0	6
Thomas	0	0	1	0	0	0	6
Bokamper	0	0	0	0	0	1	2
DuHe	0	0	0	0	0	1	2

DOLPHINS	18	24	3	41/45	19/23	2	372
OPPONENTS	15	15	0	28/30	14/21	1	254

FIELD GOALS	1-19	20-29	30-39	40-49	50+
Yepremian	0/0	4/5	10/11	5/7	0/0

DOLPHINS	0/0	4/5	10/11	5/7	0/0
OPPONENTS	1/1	4/6	6/8	3/6	0/0

SACKS

Den Herder	9.0	Bokamper	8.0	DuHe	8.0
Gordon	4.5	Bettors	4.0	Chambers	1.5
Baumhower	1.5	Matheson	1.5	Babb	1.0
Barisich	1.0	Simpson	1.0		

DOLPHINS 41.0, OPPONENTS 27.0

USUAL STARTERS

OFFENSE

WR	Durriel Harris (15)
LT	Wayne Moore (9)
LG	Bob Kuechenberg (7)
	Bob Kuechenberg (8)
	Ed Newman (8)
C	Jim Langer (16)
RG	Larry Little (15)
RT	Mike Current (15)
TE	Andre Tillman (16)
WR	Nat Moore (15)
QB	Bob Griese (9)
	Don Strock (7)
RB	Delvin Williams (15)
FB	Leroy Harris (11)

DEFENSE

LDE	Vern Den Herder (16)
NT	Bob Baumhower (16)
RDE	A.J. DuHe (10)
LOLB	Kim Bokamper (16)
LILB	Steve Towle (13)
RILB	Rusty Chambers (15)
ROLB	Larry Gordon (15)
LCB	Norris Thomas (16)
RCB	Curtis Johnson (12)
SS	Tim Foley (16)
FS	Rick Volk (13)

boldface indicates Pro Bowl performer
* indicates rookie

1979 FINAL STATISTICS (10-6)

DATE	OPPONENT	SCORE	W/L	ATT.
9/2	at Buffalo	9-7	W	69,441
9/9	SEATTLE	19-10	W	56,233
9/16	at Minnesota	27-12	W	44,187
9/23	CHICAGO	31-16	W	66,011
9/30	at N.Y. Jets	27-33	L	51,496
10/8	at Oakland	3-13	L	52,419
10/14	BUFFALO	17-7	W	45,597
10/21	at New England	13-28	L	61,096
10/28	GREEN BAY	27-7	W	47,741
11/5	HOUSTON	6-9	L	70,273
11/11	BALTIMORE	19-0	W	50,193
11/18	at Cleveland	24-30(OT)	L	80,374
11/25	at Baltimore	28-24	W	36,016
11/29	NEW ENGLAND	39-24	W	69,174
12/9	at Detroit	28-10	W	78,087
12/15	N.Y. JETS	24-27	L	49,915

TEAM STATISTICS	MIA.	OPP.
TOTAL FIRST DOWNS	297	238
By Rushing	126	87
By Passing	140	135
By Penalty	31	16
Third Down: Made/Att.	99/205	96/213
TOTAL NET YARDS	4950	4439
Average Per Game	309.4	277.4
Total Plays	1006	938
Average Per Play	4.9	4.7
NET YARDS RUSHING	2187	1702
Average Per Game	136.7	106.4
Total Rushes	561	484
NET YARDS PASSING	2763	2737
Average Per Game	172.7	171.1
Tackled/Yards Lost.	29/255	36/314
Gross Yards	3018	3051
Attempts/Completions	416/235	418/230
Completion Percentage	56.5	55.0
Had Intercepted	22	23
PUNTS/AVERAGE	71/39.5	77/37.9
PENALTIES/YARDS	79/651	107/834
FUMBLES/BALL LOST	27/15	29/15
TOUCHDOWNS	40	31
By Rushing	19	9
By Passing	20	17
By Returns	1	5

Score By Quarters	1	2	3	4	OT	Total
DOLPHINS	71	75	80	115	0	341
OPPONENTS	24	71	87	69	6	257

RUSHING	NO.	YDS.	AVG.	LG	TD
Csonka	220	837	3.8	22	12
Williams	184	703	3.8	39	3
Davis	98	383	3.9	42	1
Nathan	16	68	4.2	18	0
Torrey	13	61	4.7	17	1
Bulaich	9	37	4.1	9	2
Griese	11	30	2.7	18	0
Moore	3	22	7.3	18	0
Harris	1	20	20.0	20	0
Howell	3	8	2.7	5	0
DOLPHINS	561	2187	3.9	42	19
OPPONENTS	484	1702	3.5	30	9

RECEIVING	NO.	YDS.	AVG.	LG	TD
Moore	48	840	17.5	53	6

Harris	42	798	19.0	51	3
Davis	34	215	6.3	18	0
Hardy	30	386	12.8	28	3
Williams	21	175	8.3	38	1
Nathan	17	213	12.5	35	2
Csonka	16	75	4.7	18	1
Cefalo	12	223	18.6	30	3
Bulaich	8	53	6.6	13	1
Howell	3	23	7.7	11	0
Lee	2	14	7.0	10	0
Torrey	2	3	1.5	8	0

DOLPHINS	235	3018	12.8	53	20
OPPONENTS	230	3051	13.3	78	17

INTERCEPTIONS	NO.	YDS.	AVG.	LG	TD
Colzie	5	86	17.2	56	0
Small	5	74	14.8	40	0
Gordon	2	33	16.5	33	0
Thomas	2	29	14.5	24	0
Rhone	2	17	8.5	10	0
Foley	2	8	4.0	8	0
Matheson	1	28	28.0	28	0
Chambers	1	4	4.0	4	0
Babb	1	3	3.0	3	0
Bokamper	1	3	3.0	3	0
Towle	1	0	0.0	0	0

DOLPHINS	23	285	12.4	56	0
OPPONENTS	22	382	17.4	58	3

PUNTING	NO.	YDS.	AVG.	LG	BK
Roberts	69	2772	40.2	68	1
von Schumann	1	31	31.0	31	0

DOLPHINS	71	2803	39.5	68	1
OPPONENTS	77	2919	37.9	60	0

PUNT RET.	NO.	YDS.	AVG.	LG	TD
Nathan	28	306	10.9	86	1
Kozlowski	3	21	7.0	11	0
Cefalo	2	10	5.0	10	0
Babb	1	0	0.0	0	0

DOLPHINS	34	337	9.9	86	1
OPPONENTS	25	131	5.2	34	0

KICKOFF RET.	NO.	YDS.	AVG.	LG	TD
Nathan	45	1016	22.6	43	0
Kozlowski	4	85	21.2	22	0
Davis	2	27	13.5	16	0
Bessilleu	0	20	-	20	0
DOLPHINS	51	1148	22.5	43	0
OPPONENTS	69	1518	22.0	55	0

SCORING	Ru	Pa	Rt	PAT	FG	S	TP
von Schumann	0	0	0	36/40	21/29	0	99
Csonka	12	1	0	0	0	0	78
Moore	0	6	0	0	0	0	36
Williams	3	1	0	0	0	0	24
Cefalo	0	3	0	0	0	0	18
Hardy	0	3	0	0	0	0	18
Harris	0	3	0	0	0	0	18
Bulaich	2	1	0	0	0	0	18
Nathan	0	2	1	0	0	0	18
Davis	1	0	0	0	0	0	6
Torrey	1	0	0	0	0	0	6
Team	0	0	0	0	0	1	2

DOLPHINS	19	20	1	36/40	21/29	1	341
OPPONENTS	9	17	5	26/30	15/26	0	257

FIELD GOALS	1-19	20-29	30-39	40-49	50+
von Schumann	0/0	8/8	9/14	2/4	2/3
DOLPHINS	0/0	8/8	9/14	2/4	2/3
OPPONENTS	0/0	2/3	7/9	6/14	0/0

SACKS	Den Herder	9.0	Bettlers	8.0	Baumhower	6.5
	Bokamper	4.5	Gordon	3.0	Duhe	2.0
	Barisch	1.5	Thomas	1.0	Towle	0.5

DOLPHINS 36.0, OPPONENTS 29.0

USUAL STARTERS	OFFENSE
WR	Durriel Harris (14)
LT	Bob Kuechenberg (16)
LG	Ed Newman (16)
C	Jim Langer (9)
	Mark Dennard (7)
RG	Larry Little (14)
RT	Mike Current (16)
TE	Bruce Hardy (14)
WR	Nat Moore (14)
QB	Bob Griese (12)
RB	Delvin Williams (13)
FB	Larry Csonka (16)

DEFENSE	
LDE	Vern Den Herder (16)
NT	Bob Baumhower (16)
RDE	Doug Betters (14)
LOLB	Kim Bokamper (13)
LILB	Steve Towle (16)
RILB	Rusty Chambers (14)
ROLB	Larry Gordon (16)
LCB	Norris Thomas (16)
RCB	Gerald Small (16)
SS	Tim Foley (15)
FS	Neal Colzie (16)

boldface indicates Pro Bowl performer
* indicates rookie

PASSING	ATT.	COMP.	YDS.	PCT.	TD	INT.	LG	SCK/LST	RATING
Griese	310	176	2160	56.8	14	16	51	26/221	72.0
Strock	100	56	830	56.0	6	6	53	2/22	78.3
Benjamin	4	3	28	75.0	0	0	17	1/10	93.8
Hardy	1	0	0	0.0	0	0	0	0/0	39.6
Williams	1	0	0	0.0	0	0	0	0/0	39.6
DOLPHINS	416	235	3018	56.5	20	22	53	29/255	73.3
OPPONENTS	418	230	3051	55.0	17	23	78	36/314	69.0

1980 FINAL STATISTICS (8-8)

DATE	OPPONENT	SCORE	W/L	ATT.
9/7	at Buffalo	7-17	L	79,598
9/14	CINCINNATI	17-16	W	38,322
9/21	at Atlanta	20-17	W	55,479
9/28	NEW ORLEANS	21-16	W	40,946
10/5	BALTIMORE	17-30	L	50,631
10/12	at New England	0-34	L	60,377
10/19	BUFFALO	17-14	W	41,636
10/27	at N.Y. Jets	14-17	L	53,046
11/2	at Oakland	10-16	L	46,378
11/9	at Los Angeles	35-14	W	62,198
11/16	SAN FRANCISCO	17-13	W	45,135
11/20	SAN DIEGO	24-27(OT)	L	63,013
11/30	at Pittsburgh	10-23	L	51,384
12/8	NEW ENGLAND	16-13(OT)	W	63,292
12/14	at Baltimore	24-14	W	30,564
12/20	N.Y. JETS	17-24	L	41,854

TEAM STATISTICS	MIA.	OPP.
TOTAL FIRST DOWNS	284	309
By Rushing	107	107
By Passing	149	185
By Penalty	28	17
Third Down: Made/Att.	90/232	115/239
TOTAL NET YARDS	4564	5224
Average Per Game	285.3	326.5
Total Plays	1015	1062
Average Per Play	4.5	4.9
NET YARDS RUSHING	1876	2018
Average Per Game	117.3	126.1
Total Rushes	492	530
NET YARDS PASSING	2688	3206
Average Per Game	168.0	200.4
Tackled/Yards Lost	31/265	27/233
Gross Yards	2953	3439
Attempts/Completions	492/267	505/290
Completion Percentage	54.3	57.4
Had Intercepted	26	28
PUNTS/AVERAGE	79/41.5	72/37.3
PENALTIES/YARDS	74/567	108/923
FUMBLES/BALL LOST	33/16	31/17
TOUCHDOWNS	32	36
By Rushing	9	13
By Passing	21	21
By Returns	2	2

Score By Quarters	1	2	3	4	OT	Total
DOLPHINS	47	65	37	114	3	266
OPPONENTS	54	100	65	83	3	305

RUSHING	NO.	YDS.	AVG.	LG	TD
Williams	187	671	3.6	65	2
Nathan	60	327	5.5	18	1
Robiskie	78	250	3.2	36	2
Woodley	55	214	3.9	17	3
Howell	60	206	3.4	23	1
Bennett	43	187	4.3	19	0
Giaquinto	5	16	3.2	5	0
Testerman	1	5	5.0	5	0
Moore	1	3	3.0	3	0
Griese	1	0	0.0	0	0
Strock	1	-3	-3.0	-3	0
DOLPHINS	492	1876	3.8	65	9
OPPONENTS	530	2018	3.8	53	13

RECEIVING	NO.	YDS.	AVG.	LG	TD
Nathan	57	588	10.3	61	5
Moore	47	564	12.0	33	7
Harris	33	583	17.7	54	2
Williams	31	207	6.7	19	0
Giaquinto	24	192	8.0	25	1
Hardy	19	159	8.4	19	2
Rose	13	149	11.5	50	0
Robiskie	13	60	4.6	15	0
Cefalo	11	199	18.1	52	1
Lee	7	83	11.9	41	2
Howell	5	38	7.6	13	0
Bailey	4	105	26.3	39	0
Bennett	3	26	8.7	19	1

DOLPHINS	267	2953	11.1	61	21
OPPONENTS	290	3439	11.9	61	21

INTERCEPTIONS	NO.	YDS.	AVG.	LG	TD
Small	7	46	6.6	22	0
McNeal	5	17	3.4	15	0
Bessillieu	4	13	3.3	12	0
Taylor	3	55	18.3	44	0
Rhone	3	33	11.0	12	0
Blackwood	3	0	0.0	0	0
Ortega	1	17	17.0	17	0
Gordon	1	11	11.0	11	0
Bokamper	1	6	6.0	6	0

DOLPHINS	28	198	7.1	44	0
OPPONENTS	26	386	14.8	71	1

PUNTING	NO.	YDS.	AVG.	LG	BK
Roberts	77	3279	42.6	71	2
DOLPHINS	79	3279	41.5	71	2
OPPONENTS	72	2684	37.3	69	1

PUNT RET.	NO.	YDS.	AVG.	LG	TD
Nathan	23	178	7.7	30	0
Giaquinto	7	35	5.0	15	0
Bessillieu	1	0	0.0	0	0
Blackwood	1	0	0.0	0	0

DOLPHINS	32	213	6.7	30	0
OPPONENTS	42	339	8.1	35	0

KICKOFF RET.	NO.	YDS.	AVG.	LG	TD
Bessillieu	40	890	22.3	87	0
Giaquinto	9	146	16.2	22	0
Nathan	5	102	20.4	31	0
Harris	5	89	17.8	22	0
Barnett	1	7	7.0	7	0
Allen	1	0	0.0	0	0

DOLPHINS	61	1234	20.2	87	0
OPPONENTS	53	1210	22.8	52	0

SCORING	Ru	Pa	Rt	PAT	FG	S	TP
von Schumann	0	0	0	32/32	14/23	0	74
Moore	0	7	0	0	0	0	42
Nathan	1	5	0	0	0	0	36
Woodley	3	0	0	0	0	0	18
Giaquinto	0	1	1	0	0	0	12
Hardy	0	2	0	0	0	0	12
Harris	0	2	0	0	0	0	12
Lee	0	2	0	0	0	0	12
Robiskie	2	0	0	0	0	0	12
Williams	2	0	0	0	0	0	12

Bennett	0	1	0	0	0	0	6
Bessillieu	0	0	1	0	0	0	6
Cefalo	0	1	0	0	0	0	6
Howell	1	0	0	0	0	0	6

DOLPHINS	9	21	2	32/32	14/23	0	266
OPPONENTS	13	21	2	33/36	18/25	1	305

FIELD GOALS	1-19	20-29	30-39	40-49	50+
von Schumann	0/0	9/10	3/5	2/5	0/3
DOLPHINS	0/0	9/10	3/5	2/5	0/3
OPPONENTS	0/0	2/2	12/14	4/8	0/1

SACKS	
Bokamper	5.5, Duhe
Bettors	4.0, Gordon
Herder	2.0, Rhone
DOLPHINS	27.0, OPPONENTS 31.0

USUAL STARTERS	
WR	Nat Moore (16)
LT	Jon Giesler (10)
LG	Bob Kuechenberg (13)
C	Mark Dennard (16)
RG	Ed Newman (16)
RT	Eric Laakso (16)
TE	Bruce Hardy (12)
TE	Ronnie Lee (13)
QB	David Woodley (11)
RB	Delvin Williams (10)
FB	Steve Howell (8)
	Terry Robiskie (5)

DEFENSE	
LDE	Vern Den Herder (16)
NT	Bob Baumhower (16)
RDE	Doug Bettors (16)
LOLB	Kim Bokamper (16)
LILB	Rusty Chambers (8)
	Ralph Ortega (6)
RILB	A.J. Duhe (14)
ROLB	Larry Gordon (14)
LCB	Don McNeal (13)
RCB	Gerald Small (16)
SS	Glenn Blackwood (15)
FS	Don Bessillieu (13)

boldface indicates Pro Bowl performer
* indicates rookie

PASSING	ATT.	COMP.	YDS.	PCT.	TD	INT.	LG	SCK/LST	RATING
Woodley	327	176	1850	53.8	14	17	61	17/127	63.1
Griese	100	61	790	61.0	6	4	54	9/89	89.2
Strock	62	30	313	48.4	1	5	33	5/49	35.1
Moore	1	0	0	0.0	0	0	0	0/0	39.6
Nathan	1	0	0	0.0	0	0	0	0/0	39.6
Williams	1	0	0	0.0	0	0	0	0/0	39.6
DOLPHINS	492	267	2953	54.3	21	26	61	31/265	64.6
OPPONENTS	505	290	3439	57.4	21	28	61	27/233	69.1

1981 FINAL STATISTICS (11-4-1)

DATE	OPPONENT	SCORE	W/L	ATT.
9/6	at St. Louis	20-7	W	50,351
9/10	PITTSBURGH	30-10	W	74,190
9/20	at Houston	16-10	W	47,379
9/27	at Baltimore	31-28	W	41,630
10/4	N.Y. JETS	28-28(OT)	T	68,723
10/12	at Buffalo	21-31	L	78,576
10/18	WASHINGTON	13-10	W	47,367
10/25	at Dallas	27-28	L	64,221
11/1	BALTIMORE	27-10	W	46,061
11/8	at New England	30-27(OT)	W	60,436
11/15	OAKLAND	17-33	L	61,777
11/22	at N.Y. Jets	15-16	L	59,962
11/30	PHILADELPHIA	13-10	W	67,797
12/6	NEW ENGLAND	24-14	W	50,421
12/13	at Kansas City	17-7	W	57,407
12/19	BUFFALO	16-6	W	72,956

TEAM STATISTICS	MIA.	OPP.
TOTAL FIRST DOWNS	306	296
By Rushing	123	124
By Passing	157	160
By Penalty	26	12
Third Down: Made/Att.	86/225	81/214
TOTAL NET YARDS	5322	5363
Average Per Game	332.6	335.2
Total Plays	1063	1039
Average Per Play	5.0	5.2
NET YARDS RUSHING	2173	2032
Average Per Game	135.8	127.0
Total Rushes	535	492
NET YARDS PASSING	3149	3331
Average Per Game	196.8	208.2
Tackled/Yards Lost.	30/236	38/314
Gross Yards	3385	3645
Attempts/Completions	498/271	509/297
Completion Percentage	54.4	58.3
Had Intercepted	21	18
PUNTS/AVERAGE	83/40.8	87/41.0
PENALTIES/YARDS	71/541	104/886
FUMBLES/BALL LOST	26/10	30/15
TOUCHDOWNS	39	33
By Rushing	18	10
By Passing	18	23
By Returns	3	0

Score By Quarters	1	2	3	4	OT	Total
DOLPHINS	41	110	97	94	3	345
OPPONENTS	72	92	30	81	0	275

RUSHING	NO.	YDS.	AVG.	LG	TD
Nathan	147	782	5.3	46	5
Franklin	201	711	3.5	29	7
Woodley	63	272	4.3	26	4
Hill	37	146	3.9	24	1
Vigorito	35	116	3.3	30	1
Bennett	28	104	3.7	12	0
Giaquinto	3	31	10.3	20	0
Howell	5	21	4.2	9	0
Orosz	1	13	13.0	13	0
Moore	1	3	3.0	3	0
Strock	14	-26	-1.9	9	0
DOLPHINS	535	2173	4.1	46	18
OPPONENTS	492	2032	4.1	28	10

RECEIVING	NO.	YDS.	AVG.	LG	TD
Harris	53	911	17.2	55	2

Nathan	50	452	9.0	31	3
Vigorito	33	237	7.2	31	2
Cefalo	29	631	21.8	69	3
Moore	26	452	17.4	52	2
Rose	23	316	13.7	50	2
Hardy	15	174	11.6	21	0
Lee	14	64	4.6	11	1
Hill	12	73	6.1	16	1
Giaquinto	7	38	5.4	16	1
Bennett	4	22	5.5	10	0
Franklin	3	6	2.0	3	1
Howell	2	9	4.5	5	0

DOLPHINS	271	3385	12.5	69	18
OPPONENTS	297	3645	12.3	76	23

INTERCEPTIONS	NO.	YDS.	AVG.	LG	TD
G. Blackwood	4	124	31.0	39	0
Kozlowski	3	37	12.3	29	0
Rhone	3	35	11.7	16	0
L. Blackwood	3	12	4.0	11	0
Brudzinski	2	35	17.5	19	0
Duhe	1	11	11.0	11	0
Walker	1	0	0.0	0	0
Bessillieu	1	0	0.0	0	0
DOLPHINS	18	254	14.1	39	0
OPPONENTS	21	288	13.7	39	0

PUNTING	NO.	YDS.	AVG.	LG	BK
Orosz	83	3386	40.8	61	0
DOLPHINS	83	3386	40.8	61	0
OPPONENTS	87	3565	41.0	59	0

PUNT RET.	NO.	YDS.	AVG.	LG	TD
Vigorito	36	379	10.5	87	1
Walker	5	50	10.0	17	0
G. Blackwood	2	8	4.0	6	0
Bessillieu	1	12	12.0	12	0
Kozlowski	1	9	9.0	9	0
DOLPHINS	45	458	10.2	87	1
OPPONENTS	45	286	6.4	22	0

KICKOFF RET.	NO.	YDS.	AVG.	LG	TD
Walker	38	932	24.5	90	1
Bessillieu	7	114	16.3	30	0
Vigorito	4	84	12.0	25	0
Kozlowski	1	40	40.0	40	0
Giaquinto	1	22	22.0	22	0
Harris	1	20	20.0	20	0
Hill	1	20	20.0	20	0
Rose	1	5	5.0	5	0
DOLPHINS	54	1228	22.7	90	1
OPPONENTS	61	1218	20.0	41	0

SCORING	Ru	Pa	Rt	PAT	FG	S	TP
von Schamann	0	0	0	37/38	24/31	0	109
Nathan	5	3	0	0	0	0	48
Franklin	7	1	0	0	0	0	48
Woodley	4	0	0	0	0	0	24
Vigorito	1	2	1	0	0	0	24
Cefalo	0	3	0	0	0	0	18
Moore	0	2	0	0	0	0	12
Harris	0	2	0	0	0	0	12
Hill	1	1	0	0	0	0	12
Rose	0	2	0	0	0	0	12
Giaquinto	0	1	0	0	0	0	6
Kozlowski	0	0	1	0	0	0	6

Lee	0	1	0	0	0	0	6
Walker	0	0	1	0	0	0	6
Gordon	0	0	0	0	0	1	2

DOLPHINS	18	18	3	37/39	24/31	1	345
OPPONENTS	10	23	0	33/33	14/21	0	275

FIELD GOALS	1-19	20-29	30-39	40-49	50+
von Schamann	0/0	9/9	11/12	4/10	0/0
DOLPHINS	0/0	9/9	11/12	4/10	0/0
OPPONENTS	0/0	4/6	5/5	5/8	0/2

SACKS	1-19	20-29	30-39	40-49	50+
Baumhower	9.0	Bokamper	7.5	Duhe	7.5
Rhone	6.0	Bettors	5.0	Gordon	1.0
Den Herder	1.0	G. Blackwood	1.0		
DOLPHINS	38.0	OPPONENTS	30.0		

USUAL STARTERS	OFFENSE
WR	Duhal Harris (10)
LT	Jon Giesler (16)
LG	Bob Kuechenberg (9)
	Jeff Toews (7)
C	Mark Dennard (11)
RG	Ed Newman (16)
RT	Eric Laakso (16)
TE	Ronnie Lee (16)
WR	Nat Moore (11)
QB	David Woodley (15)
RB	Tony Nathan (11)
FB	*Andra Franklin (12)

DEFENSE	
LDE	Doug Bettors (15)
NT	Bob Baumhower (16)
RDE	Vern Den Herder (13)
LOLB	Bob Brudzinski (16)
LILB	A.J. Duhe (16)
RILB	Earnie Rhone (16)
ROLB	Larry Gordon (16)
LCB	Don McNeal (12)
RCB	Gerald Small (16)
SS	Glenn Blackwood (16)
FS	Lyle Blackwood (10)

boldface indicates Pro Bowl performer
* indicates rookie

PASSING	ATT.	COMP.	YDS.	PCT.	TD	INT.	LG	SCK/LST	RATING
Woodley	366	191	2470	52.2	12	13	69	24/191	69.8
Strock	130	79	901	60.1	6	8	52	6/45	71.1
Hill	1	1	14	100.0	0	0	14	0/0	118.8
Nathan	1	0	0	0.0	0	0	0	0.0	39.6
DOLPHINS	498	271	3385	54.4	18	21	69	30/236	70.3
OPPONENTS	509	297	3645	58.3	23	18	76	38/314	80.2

1982 FINAL STATISTICS (7-2)

DATE	OPPONENT	SCORE	W/L	ATT.
9/12	at N.Y. Jets	45-28	W	53,360
9/19	BALTIMORE	24-20	W	51,999
9/21	at Buffalo	9-7	W	52,945
11/29	at Tampa Bay	17-23	L	54,854
12/5	MINNESOTA	22-14	W	45,721
12/12	at New England	0-3	L	25,716
12/18	N.Y. JETS	20-19	W	67,307
12/27	BUFFALO	27-10	W	73,924
1/2	at Baltimore	34-7	W	19,073

TEAM STATISTICS	MIA.	OPP.
TOTAL FIRST DOWNS	165	147
By Rushing	84	77
By Passing	66	65
By Penalty	15	5
Third Down: Made/Att.	52/124	46/118
Fourth Down: Made/Att.	5/8	8/10
TOTAL NET YARDS	2658	2312
Average Per Game	295.3	256.8
Total Plays	582	548
Average Per Play	4.6	4.2
NET YARDS RUSHING	1344	1285
Average Per Game	149.3	142.8
Total Rushes	333	293
NET YARDS PASSING	1314	1027
Average Per Game	146.0	114.1
Tackled/Yards Lost.	12/87	29/254
Gross Yards	1401	1281
Attempts/Completions	238/129	226/119
Completion Percentage	54.2	52.7
Had Intercepted	13	19
PUNTS/AVERAGE	35/38.7	40/40.1
PENALTIES/YARDS	34/240	57/461
FUMBLES/BALL LOST	15/10	17/8
TOUCHDOWNS	22	15
By Rushing	11	7
By Passing	8	7
By Returns	3	1

Score By Quarters	1	2	3	4	OT	Total
-------------------	---	---	---	---	----	-------

DOLPHINS	54	43	64	37	0	198
OPPONENTS	26	58	10	37	0	131

RUSHING	NO.	YDS.	AVG.	LG	TD
Franklin	177	701	4.0	25	7
Nathan	66	233	3.5	15	1
Woodley	36	207	5.8	29	2
Vigorito	19	99	5.2	33	1
Hill	13	51	3.9	13	0
Diana	8	31	3.9	7	0
Bennett	9	15	1.7	5	0
Harris	1	13	13.0	13	0
Strock	3	-9	-3.0	0	0
DOLPHINS	333	1344	4.0	33	11
OPPONENTS	284	1285	4.5	62	7

RECEIVING	NO.	YDS.	AVG.	LG	TD
Vigorito	24	186	7.8	26	0
Harris	22	331	15.0	45	1
Cefalo	17	356	30.9	46	1
Rose	16	182	11.4	44	2
Nathan	16	114	7.1	16	0
Hardy	12	66	5.5	19	2
Moore	8	82	10.3	23	1
Hill	6	33	5.5	10	0

PASSING	ATT.	COMP.	YDS.	PCT.	TD	INT.	LG	SCK/LST	RATING
Woodley	179	98	1080	54.7	5	8	46	10/72	63.5
Strock	55	30	306	54.5	2	5	43	2/5	44.8
Nathan	2	1	15	50.0	1	0	15	0/0	114.6
Hill	1	0	0	0.0	0	0	0	0/0	39.6
Jensen	1	0	0	0.0	0	0	0	0/0	39.6
DOLPHINS	238	129	1401	54.2	8	13	46	12/77	60.8
OPPONENTS	226	119	1281	52.7	7	19	53	29/243	44.9

Franklin	3	9	3.0	6	0
Diana	2	21	10.5	13	0
Lee	2	6	3.0	5	0
Woodley	1	15	15.0	15	1
DOLPHINS	129	1401	10.9	46	8
OPPONENTS	119	1281	10.8	53	7

INTERCEPTIONS	NO.	YDS.	AVG.	LG	TD
McNeal	4	42	10.5	23	1
Walker	3	54	18.0	30	0
G. Blackwood	2	42	21.0	35	1
L. Blackwood	2	41	20.5	21	0
Small	2	41	20.5	21	0
Kozlowski	1	36	36.0	36	0
Gordon	1	15	15.0	15	0
Bruzdzinski	1	5	5.0	5	0
Rhone	1	4	4.0	4	0
Bokamper	1	1	1.0	1	0
DuHe	1	0	0.0	0	0
DOLPHINS	19	281	14.8	36	2
OPPONENTS	13	96	7.4	31	0

PUNTING	NO.	YDS.	AVG.	LG	BK
Orosz	35	1353	38.7	61	0
DOLPHINS	35	1353	38.7	61	0
OPPONENTS	40	1605	40.1	61	0

PUNT RET.	NO.	YDS.	AVG.	LG	TD
Vigorito	20	192	9.6	59	1
G. Blackwood	2	2	1.0	2	0
DOLPHINS	22	194	8.8	59	1
OPPONENTS	14	77	5.5	22	0

KICKOFF RET.	NO.	YDS.	AVG.	LG	TD
Walker	20	433	21.7	32	0
Heflin	2	49	24.5	31	0
Diana	1	15	15.0	15	0
Kozlowski	1	10	10.0	10	0
DOLPHINS	24	507	21.3	32	0
OPPONENTS	33	704	21.3	66	0

SCORING	Ru	Pa	Rt	PAT	FG	S	TP
von Schamann	0	0	0	21/22	15/20	0	66
Franklin	7	0	0	0	0	0	42
Woodley	2	1	0	0	0	0	18
Hardy	0	2	0	0	0	0	12
Rose	0	2	0	0	0	0	12
Vigorito	1	0	1	0	0	0	12
G. Blackwood	0	0	1	0	0	0	6
Cefalo	0	1	0	0	0	0	6
Harris	0	1	0	0	0	0	6
McNeal	0	0	1	0	0	0	6
Moore	0	1	0	0	0	0	6
Nathan	1	0	0	0	0	0	6
DOLPHINS	11	8	3	21/22	15/20	0	198
OPPONENTS	7	7	1	14/15	9/15	0	131

FIELD GOALS	1-19	20-29	30-39	40-49	50+
von Schamann	0/0	8/9	4/5	3/5	0/1
DOLPHINS	0/0	8/9	4/5	3/5	0/1
OPPONENTS	0/1	2/3	3/6	3/4	1/1

SACKS	YDS.
Bruzdzinski 4.5, Gordon 4.0, Betters 4.0,	

Bokamper 3.5, Duhe 3.0, Baumhower 2.0, G. Blackwood 2.0, Bowser 2.0, Rhone 2.0, L. Blackwood 1.0, Hester 1.0.

DOLPHINS 29.0, OPPONENTS 12.0

USUAL STARTERS	OFFENSE
WR	Jimmy Cefalo (9)
LT	Jon Giesler (9)
LG	Bob Kuechenberg (9)
C	Dwight Stephenson (9)
RG	Ed Newman (8)
RT	Eric Laakso (9)
TE	Ronnie Lee (5)
	Bruce Hardy (5)
WR	Durriel Harris (9)
QB	David Woodley (9)
RB	Tony Nathan (7)
FB	Andra Franklin (9)

DEFENSE	
LDE	Doug Betters (7)
NT	Bob Baumhower (8)
RDE	Kim Bokamper (6)
LOLB	Bob Brudzinski (9)
LILB	A.J. Duhe (9)
RILB	Earnie Rhone (9)
ROLB	Larry Gordon (9)
LCB	Don McNeal (9)
RCB	Gerald Small (9)
SS	Glenn Blackwood (9)
FS	Lyle Blackwood (9)

boldface indicates Pro Bowl performer
* indicates rookie

1983 FINAL STATISTICS (12-4)

DATE	OPPONENT	SCORE	W/L	ATT.
9/4	at Buffalo	12-0	W	78,715
9/11	NEW ENGLAND	34-24	W	59,343
9/19	at L.A. Raiders	14-27	L	57,796
9/25	KANSAS CITY	14-6	W	50,785
10/2	at New Orleans	7-17	L	66,489
10/9	BUFFALO	35-38(OT)	L	59,948
10/16	at N.Y. Jets	32-14	W	58,615
10/23	at Baltimore	21-7	W	52,343
10/30	L.A. RAMS	30-14	W	72,175
11/6	at San Francisco	20-17	W	57,832
11/13	at New England	6-17	L	60,771
11/20	BALTIMORE	37-0	W	54,482
11/28	CINCINNATI	38-14	W	74,506
12/4	at Houston	24-17	W	39,434
12/10	ATLANTA	31-24	W	56,725
12/16	N.Y. JETS	34-14	W	59,975

TEAM STATISTICS	MIA.	OPP.
TOTAL FIRST DOWNS	314	288
By Rushing	132	122
By Passing	151	147
By Penalty	31	19
Third Down: Made/Att.	79/211	78/204
Fourth Down: Made/Att.	9/14	5/10
TOTAL NET YARDS.....	5195	5139
Average Per Game	324.7	321.2
Total Plays	1033	992
Average Per Play	5.0	5.2
NET YARDS RUSHING.....	2150	2037
Average Per Game	134.4	127.3
Total Rushes	568	460
NET YARDS PASSING.....	3045	3002
Average Per Game	190.3	187.6
Tackled/Yards Lost.....	23/190	49/363
Gross Yards	3235	3365
Attempts/Completions.....	442/254	480/277
Completion Percentage.....	57.5	57.7
Had Intercepted	11	26
PUNTS/AVERAGE.....	75/42.5	90/40.8
PENALTIES/YARDS	64/567	95/836
FUMBLES/BALL LOST	30/16	39/18
TOUCHDOWNS	48	32
By Rushing	16	11
By Passing	28	19
By Returns	4	2

Score By Quarters	1	2	3	4	OT	Total
DOLPHINS	56	135	91	107	0	389
OPPONENTS	62	68	44	73	3	250

RUSHING	NO.	YDS.	AVG.	LG	TD
Franklin	224	746	3.3	18	8
Nathan	151	685	4.5	40	3
Overstreet	85	392	4.6	44	1
Bennett	49	197	4.0	25	2
Woodley	19	78	4.1	15	0
Marino	28	45	1.6	15	2
Hill	2	12	6.0	10	0
Clayton	2	9	4.5	9	0
Hardy	1	2	2.0	2	0
Harris	1	0	0	0	0
Strock	6	-16	-2.7	-2	0
DOLPHINS	568	2150	3.8	44	16
OPPONENTS	460	2037	4.4	55	11

PASSING	ATT.	COMP.	YDS.	PCT.	TD	INT.
Marino	296	173	2210	58.4	20	6
Woodley	89	43	528	48.3	3	4
Strock	52	34	403	65.4	4	1
Nathan	4	3	46	75.0	0	0
Clayton	1	1	48	100.0	1	0
DOLPHINS	442	254	3235	57.5	28	11
OPPONENTS	480	277	3365	57.7	19	26

RECEIVING	NO.	YDS.	AVG.	LG	TD
Nathan	52	461	8.9	25	1
Duper	51	1003	19.7	85	10
Moore	39	558	14.3	66	6
Rose	29	345	11.9	37	3
Johnson	24	189	7.9	33	4
Hardy	22	202	9.2	25	0
Harris	15	260	17.3	64	1
Overstreet	8	55	6.9	20	2
Clayton	6	114	19.0	39	1
Bennett	6	35	5.8	9	0
Vigorito	1	7	7.0	7	0
Woodley	1	6	6.0	6	0
DOLPHINS	254	3235	12.7	85	28
OPPONENTS	277	3365	12.1	80	19

INTERCEPTIONS	NO.	YDS.	AVG.	LG	TD
Judson	6	60	10.0	29	0
Small	5	60	12.0	28	0
L. Blackwood	4	77	19.3	45	0
G. Blackwood	3	0	0.0	0	0
Kozlowski	2	73	36.5	38	2
Bokamper	2	43	21.5	24	1
Rhone	1	15	15.0	15	0
Lankford	1	10	10.0	10	0
Walker	1	7	7.0	7	0
Brown	1	0	0.0	0	0
DOLPHINS	26	345	13.3	45	3
OPPONENTS	11	205	18.6	45	1

PUNTING	NO.	YDS.	AVG.	LG	BK
Roby	74	3189	43.1	64	1
DOLPHINS	75	3189	42.5	64	1
OPPONENTS	90	3674	40.8	63	1

PUNT RET.	NO.	YDS.	AVG.	LG	TD
Clayton	41	392	9.6	60	1
Walker	8	86	10.8	23	0
Kozlowski	2	12	6.0	11	0
Vigorito	1	62	62.0	62	0
Heflin	1	19	19.0	19	0
G. Blackwood	1	10	10.0	10	0
Sowell	1	0	0.0	0	0
DOLPHINS	55	581	10.6	62	1
OPPONENTS	32	229	7.2	24	0

KICKOFF RET.	NO.	YDS.	AVG.	LG	TD
Walker	36	962	26.7	78	0
Kozlowski	4	50	12.5	23	0
Nathan	3	15	5.0	12	0
Heflin	1	27	27.0	27	0
Clayton	1	25	25.0	25	0
Bennett	1	0	0.0	0	0
DOLPHINS	47	1085	23.1	78	0
OPPONENTS	54	1024	19.0	40	0

SCORING	Ru	Pa	Rt	PAT	FG	S	TP
von Schamann	0	0	0	45/48	18/27	0	99
Duper	0	10	0	0	0	0	60
Franklin	8	0	0	0	0	0	48
Moore	0	6	0	0	0	0	36
Johnson	0	4	0	0	0	0	24
Nathan	3	1	0	0	0	0	24
Rose	0	3	0	0	0	0	18
Overstreet	1	2	0	0	0	0	18

Bennett	2	0	0	0	0	0	12
Clayton	0	1	1	0	0	0	12
Marino	2	0	0	0	0	0	12
Kozlowski	0	0	2	0	0	0	12
Bokamper	0	0	1	0	0	0	6
Harris	0	1	0	0	0	0	6
Charles	0	0	0	0	0	1	2

DOLPHINS	16	28	4	45/48	18/27	0	389
OPPONENTS ..	11	19	2	31/32	9/15	0	250

FIELD GOALS	1-19	20-29	30-39	40-49	50+
von Schamann	2/2	6/6	5/8	3/6	2/5
DOLPHINS	2/2	6/6	5/8	3/6	2/5
OPPONENTS ..	0/0	4/5	3/5	2/5	0/0

SACKS	Bettors	16.0	Baumhower	8.0	Bowser	6.5
	Duhe	5.5	Charles	3.0	Rhone	3.0
	Bokamper	2.0	Brown	2.0	Brudzinski	1.0
	Hester	1.0	Kozlowski	1.0		

DOLPHINS 49.0, OPPONENTS 23.0

USUAL STARTERS	OFFENSE
WR	Mark Duper (16)
LT	Jon Giesler (16)
LG	Bob Kuechenberg (15)
C	Dwight Stephenson (16)
RG	Ed Newman (16)
RT	Eric Laakso (14)
TE	Dan Johnson (16)
	Bruce Hardy (8)
WR	Nat Moore (15)
QB	*Dan Marino (9)
	David Woodley (5)
RB	Tony Nathan (12)
FB	Andra Franklin (12)

DEFENSE	
LDE	Doug Betters (16)
NT	Bob Baumhower (16)
RDE	Kim Bokamper (14)
LOLB	Bob Brudzinski (15)
LILB	A.J. Duhe (15)
RILB	Earlie Rhone (12)
ROLB	Charles Bowser (16)
LCB	William Judson (16)
RCB	Gerald Small (15)
SS	Glenn Blackwood (16)
FS	Lyle Blackwood (16)

boldface indicates Pro Bowl performer
* indicates rookie

1984 FINAL STATISTICS (14-2)

DATE	OPPONENT	SCORE	W/L	ATT.
9/2	at Washington	35-17	W	52,683
9/9	NEW ENGLAND	28-7	W	66,083
9/17	at Buffalo	21-17	W	65,455
9/23	INDIANAPOLIS	44-7	W	55,415
9/30	at St. Louis	36-28	W	46,991
10/7	at Pittsburgh	31-7	W	59,103
10/14	HOUSTON	28-10	W	54,080
10/21	at New England	44-24	W	60,711
10/28	BUFFALO	38-7	W	58,824
11/4	at N.Y. Jets	31-17	W	72,655
11/11	PHILADELPHIA	24-23	W	70,227
11/18	at San Diego	28-34(OT) L		53,041
11/26	N.Y. JETS	28-17	W	74,884
12/2	L.A. RAIDERS	34-45	L	71,222
12/9	at Indianapolis	35-17	W	60,411
12/17	DALLAS	28-21	W	74,139

TEAM STATISTICS	MIA.	OPP.
TOTAL FIRST DOWNS.....	387	314
By Rushing.....	115	130
By Passing.....	243	172
By Penalty.....	29	12
Third Down: Made/Att.....	103/200	87/218
Fourth Down: Made/Att.....	6/11	17/21
TOTAL NET YARDS.....	6936	5420
Average Per Game.....	433.5	338.8
Total Plays.....	1070	1051
Average Per Play.....	6.5	5.2
NET YARDS RUSHING.....	1918	2155
Average Per Game.....	119.9	134.7
Total Rushes.....	483	458
NET YARDS PASSING.....	5018	3265
Average Per Game.....	313.6	204.1
Tackled/Yards Lost.....	14/128	42/339
Gross Yards.....	5146	3604
Attempts/Completions.....	572/367	551/310
Completion Percentage.....	64.2	56.3
Had Intercepted.....	18	24
PUNTS/AVERAGE.....	51/44.7	83/41.9
PENALTIES/YARDS.....	67/527	93/772
FUMBLES/BALL LOST.....	26/10	23/12
TOUCHDOWNS.....	70	39
By Rushing.....	18	16
By Passing.....	49	22
By Returns.....	3	1

Score By Quarters	1	2	3	4	OT	Total
DOLPHINS.....	58	170	150	135	0	513
OPPONENTS.....	52	81	62	97	6	298

RUSHING	NO.	YDS.	AVG.	LG	TD
Bennett.....	144	606	4.2	19	7
Nathan.....	118	558	4.7	22	1
Carter.....	100	495	5.0	35	1
P. Johnson.....	68	159	2.3	9	9
Franklin.....	20	74	3.7	18	0
Clayton.....	3	35	11.7	30	0
Moore.....	1	3	3.0	3	0
Strock.....	2	-5	-2.5	0	0
Marino.....	27	-7	-0.3	10	0
DOLPHINS.....	484	1918	4.0	35	18
OPPONENTS.....	458	2155	4.7	52t	16

RECEIVING	NO.	YDS.	AVG.	LG	TD
Clayton.....	73	1389	19.0	65t	18
Duper.....	71	1306	18.4	80t	8

PASSING	ATT.	COMP.	YDS.	PCT.	TD	INT.	LG	SCK/LST	RATING
Marino.....	564	362	5084	64.2	48	17	80t	13/120	108.9
Strock.....	6	4	27	66.7	0	0	12	0/0	76.4
Jensen.....	1	1	35	100.0	1	0	35t	1/8	158.3
Clayton.....	1	0	0	0.0	0	0	0	0/0	39.6
DOLPHINS.....	572	367	5146	64.2	49	18	80t	14/128	108.5
OPPONENTS.....	551	310	3604	56.3	22	24	76t	42/339	71.3

Nathan.....	61	579	9.5	24	2
Moore.....	43	573	13.3	37t	6
D. Johnson.....	34	426	12.5	42	3
Hardy.....	28	257	9.2	19t	5
Cefalo.....	18	185	10.3	25t	2
Jensen.....	13	139	10.7	20	2
Rose.....	12	195	16.3	34t	2
Carter.....	8	53	6.6	15	0
Bennett.....	6	44	7.3	25	1

DOLPHINS.....	367	5146	14.0	80t	49
OPPONENTS.....	310	3604	11.6	76t	22

INTERCEPTIONS NO.	YDS.	AVG.	LG	TD	
G. Blackwood	6	169	28.2	50	0
Judson.....	4	121	30.3	40	1
McNeal.....	3	41	13.7	30	1
L. Blackwood.....	3	29	9.7	15	0
Lankford.....	3	25	8.3	22	0
B. Brown.....	1	53	53.0	53	0
Kozlowski.....	1	26	26.0	26	0
Duhe.....	1	7	7.0	7	0
Sowell.....	1	7	7.0	7	0
Brudzinski.....	1	0	0.0	0	0

DOLPHINS.....	24	478	19.9	86t	2
OPPONENTS.....	18	377	20.9	97t	1

PUNTING	NO.	YDS.	AVG.	LG	BK
Roby.....	51	2281	44.7	69	0

DOLPHINS.....	51	2281	44.7	69	0
OPPONENTS.....	83	3476	41.9	89	0

PUNT RET.	NO.	YDS.	AVG.	LG	TD
Walker.....	21	169	8.0	33	0
Clayton.....	8	79	9.9	14	0
Heflin.....	6	76	12.7	37	0
Kozlowski.....	5	41	8.2	20	0
DOLPHINS.....	40	365	9.1	37	0
OPPONENTS.....	17	138	8.1	32	0

KICKOFF RET.	NO.	YDS.	AVG.	LG	TD
Walker.....	29	617	21.3	41	0
Heflin.....	9	130	14.4	26	0
Kozlowski.....	2	23	11.5	12	0
Clayton.....	2	15	7.5	14	0
Hill.....	1	14	14.0	14	0
Duhe.....	1	0	0.0	0	0
DOLPHINS.....	44	799	18.2	41	0
OPPONENTS.....	66	1360	20.6	42	0

SCORING	Ru	Pa	Rt	PAT	FG	S	TP
Clayton.....	0	18	0	0	0	0	108
v. Schamann.....	0	0	0	66/70	9/19	0	93
P. Johnson.....	9	0	0	0	0	0	54
Bennett.....	7	1	0	0	0	0	48
Duper.....	0	8	0	0	0	0	48
Moore.....	0	6	0	0	0	0	36
Hardy.....	0	5	0	0	0	0	30
D. Johnson.....	0	3	0	0	0	0	18
Nathan.....	1	2	0	0	0	0	18
Cefalo.....	0	2	0	0	0	0	12
Jensen.....	0	2	0	0	0	0	12
Rose.....	0	2	0	0	0	0	12
Baumhower.....	0	0	1	0	0	0	6
Carter.....	1	0	0	0	0	0	6
Judson.....	0	0	1	0	0	0	6
McNeal.....	0	0	1	0	0	0	6

DOLPHINS.....	18	49	3	66/70	9/19	0	513
OPPONENTS.....	16	22	1	137/38	9/17	0	298

FIELD GOALS	1-19	20-29	30-39	40-49	50+
von Schamann.....	0/0	7/7	2/5	0/4	0/3
DOLPHINS.....	0/0	7/7	2/5	0/4	0/3
OPPONENTS.....	0/0	0/1	4/4	4/9	1/3

SACKS

Bettlers 14.0, Bowser 9.0, Bokamper 4.0, Charles 3.0, Barnett 2.0, Baumhower 2.0, Brudzinski 2.0, Bensen 1.0, Brophy 1.0, M. Brown 1.0, Duhe 1.0, Lankford 1.0, Rhone 1.0.
DOLPHINS 42.0, OPPONENTS 14.0

USUAL STARTERS

WR	Mark Duper (16)
LT	Jon Giesler (16)
LG	Roy Foster (16)
C	Dwight Stephenson (16)
RG	Ed Newman (16)
RT	Cleveland Green (12)
TE	Dan Johnson (16)
WR	Mark Clayton (15)
QB	Dan Marino (16)
RB	Tony Nathan (12)
FB	Woody Bennett (9)

DEFENSE

LDE	Doug Bettlers (16)
NT	Bob Baumhower (15)
RDE	Kim Bokamper (10)
LOLB	Bob Brudzinski (16)
LILB	A.J. Duhe (8)
	*Jay Brophy (5)
RILB	Mark Brown (9)
	Earnie Rhone (7)
ROLB	Charles Bowser (15)
LCB	Don McNeal (10)
RCB	William Judson (16)
SS	Glenn Blackwood (16)
FS	Lyle Blackwood (16)

boldface indicates Pro Bowl performer
* indicates rookie

1985 FINAL STATISTICS (12-4)

DATE	OPPONENT	SCORE	W/L	ATT.
9/8	at Houston	23-26	L	47,656
9/15	INDIANAPOLIS	30-13	W	53,693
9/22	KANSAS CITY	31-0	W	69,791
9/29	at Denver	30-26	W	73,614
10/6	PITTSBURGH	24-20	W	72,820
10/14	at N.Y. Jets	7-23	L	73,807
10/20	TAMPA BAY	41-38	W	62,335
10/27	at Detroit	21-31	L	75,291
11/3	at New England	13-17	L	58,811
11/10	N.Y. JETS	21-17	W	73,965
11/17	at Indianapolis	34-20	W	59,666
11/24	at Buffalo	23-14	W	50,474
12/2	CHICAGO	38-24	W	75,594
12/8	at Green Bay	34-24	W	52,671
12/16	NEW ENGLAND	30-27	W	69,489
12/22	BUFFALO	28-0	W	64,811

TEAM STATISTICS	MIA.	OPP.
TOTAL FIRST DOWNS	361	314
By Rushing	116	135
By Passing	218	160
By Penalty	27	19
Third Down: Made/Att.	88/193	88/216
Fourth Down: Made/Att.	8/11	8/13
TOTAL NET YARDS	5843	5767
Average Per Game	365.2	360.4
Total Plays	1039	1033
Average Per Play	5.6	5.6
NET YARDS RUSHING	1729	2256
Average Per Game	108.1	141.0
Total Rushes	444	509
NET YARDS PASSING	4114	3511
Average Per Game	257.1	219.4
Tackled/Yards Lost.	19/164	38/278
Gross Yards	4278	3789
Attempts/Completions.	576/343	487/257
Completion Percentage.	59.5	52.8
Had Intercepted	21	23
PUNTS/AVERAGE	59/43.7	73/40.7
PENALTIES/YARDS	77/637	112/854
FUMBLES/BALL LOST	31/20	36/18
TOUCHDOWNS	52	38
By Rushing	19	15
By Passing	31	21
By Returns	2	2

Score By Quarters	1	2	3	4	OT	Total
DOLPHINS	88	136	95	109	0	428
OPPONENTS	44	96	78	102	0	320

RUSHING	NO.	YDS.	AVG.	LG	TD
Nathan	143	667	4.7	22	5
Davenport	98	370	3.8	33	11
Hampton	105	369	3.5	15	3
Bennett	54	256	4.7	17	0
Carter	14	76	5.4	19	0
N. Moore	1	11	11.0	11	0
Clayton	1	10	10.0	10	0
Strock	2	-6	-3.0	-3	0
Marino	26	-24	-0.9	2	0
DOLPHINS	444	1729	3.9	33	19
OPPONENTS	509	2256	4.4	32	15

RECEIVING	NO.	YDS.	AVG.	LG	TD
Nathan	72	651	9.0	73	1
Clayton	70	996	14.2	45	4
N. Moore	51	701	13.7	69	7

PASSING	ATT.	COMP.	YDS.	PCT.	TD	INT.	LG	SCK/LST	RATING
Marino	567	336	4137	59.3	30	21	73	18/157	84.1
Strock	9	7	141	77.8	1	0	67	0/0	154.7
Clayton	0	0	0	0.0	0	0	0	1/7	-
DOLPHINS	576	343	4278	59.5	31	21	73	19/164	85.6
OPPONENTS	487	257	3789	52.8	21	23	80	38/278	73.3

Hardy	39	409	10.5	31	4
Duper	35	650	18.6	67	3
Rose	19	306	16.1	42	4
Johnson	13	192	14.8	61	3
Davenport	13	74	5.7	17	2
Bennett	10	101	10.1	27	1
Hampton	8	56	7.0	15	0
Heflin	6	98	16.3	46	1
Harris	3	24	8.0	11	0
Carter	2	4	2.0	4	0
Vigorito	1	9	9.0	9	0
Jensen	1	4	4.0	4	1
DOLPHINS	343	4278	12.5	73	31
OPPONENTS	257	3789	14.7	80	21

INTERCEPTIONS	NO.	YDS.	AVG.	LG	TD
G. Blackwood	6	36	6.0	17	0
Judson	4	88	22.0	61	1
Lankford	4	10	2.5	6	0
B. Brown	2	40	20.0	26	0
Brophy	1	41	41.0	41	0
H. Green	1	28	28.0	28	0
Shipp	1	7	7.0	7	0
Brudzinski	1	6	6.0	6	0
M. Brown	1	5	5.0	5	0
Moyer	1	4	4.0	4	0
L. Blackwood	1	0	0.0	0	0
DOLPHINS	23	265	11.5	61	1
OPPONENTS	21	100	4.8	40	0

PUNTING	NO.	YDS.	AVG.	LG	BK
Roby	59	2576	43.7	63	0
DOLPHINS	59	2576	43.7	63	0
OPPONENTS	73	2972	40.7	67	1

PUNT RET.	NO.	YDS.	AVG.	LG	TD
Vigorito	22	197	9.0	21	0
Kozlowski	7	65	9.3	17	0
Lockett	5	23	4.6	8	0
G. Blackwood	3	20	6.7	18	0
Clayton	2	14	7.0	11	0
DOLPHINS	39	319	8.2	21	0
OPPONENTS	27	371	13.7	70	1

KICKOFF RET.	NO.	YDS.	AVG.	LG	TD
Hampton	45	1020	22.7	46	0
Carter	4	82	20.5	25	0
L. Blackwood	2	32	16.0	17	0
Hardy	1	11	11.0	11	0
Kozlowski	0	32	-	-	-
DOLPHINS	52	1177	22.6	46	0
OPPONENTS	63	1359	21.6	50	0

SCORING	Ru	Pa	Rt	PAT	FG	S	TP
Reveiz	0	0	0	50/52	22/27	0	116
Davenport	11	2	0	0	0	0	78
N. Moore	0	7	0	0	0	0	42
Nathan	5	1	0	0	0	0	36
Clayton	0	4	0	0	0	0	24
Rose	0	4	0	0	0	0	24
Hardy	0	4	0	0	0	0	24
Duper	0	3	0	0	0	0	18
Hampton	3	0	0	0	0	0	18
Johnson	0	3	0	0	0	0	18
Bennett	0	1	0	0	0	0	6
Brudzinski	0	0	1	0	0	0	6

Heflin	0	1	0	0	0	0	6
Jensen	0	1	0	0	0	0	6
Judson	0	0	1	0	0	0	6

DOLPHINS	19	31	2	50/52	22/27	0	428
OPPONENTS	15	21	2	35/38	19/28	0	320

FIELD GOALS	1-19	20-29	30-39	40-49	50+
Reveiz	0/0	8/9	5/5	9/10	0/3
DOLPHINS	0/0	8/9	5/5	9/10	0/3
OPPONENTS	2/2	5/5	7/9	4/10	1/2

SACKS
Charles 7.0, Betters 6.5, M. Moore 5.5, H. Green 5.0, Brudzinski 3.0, Bokamper 2.5, Bowser 2.5, Baumhower 2.0, G. Blackwood 1.0, Brophy 1.0, Brown 1.0, Little 1.0.
DOLPHINS 38.0. OPPONENTS 19.0

USUAL STARTERS	
OFFENSE	
WR	Mark Duper (8)
	Nat Moore (7)
LT	Jon Giesler (13)
LG	Roy Foster (16)
C	Dwight Stephenson (16)
RG	Ronnie Lee (6)
	Steve Clark (5)
	Jeff Toews (5)
RT	Cleveland Green (10)
TE	Bruce Hardy (16)
WR	Mark Clayton (16)
QB	Dan Marino (16)
RB	Tony Nathan (15)
FB	Woody Bennett (13)

DEFENSE	
LDE	Doug Betters (14)
NT	Mike Charles (15)
RDE	Kim Bokamper (12)
LOLB	Bob Brudzinski (13)
LILB	Jackie Shipp (10)
RILB	Mark Brown (15)
ROLB	Hugh Green (11)
LCB	Paul Lankford (15)
RCB	William Judson (16)
SS	Glenn Blackwood (14)
FS	Bud Brown (16)

boldface indicates Pro Bowl performer
* indicates rookie

1986 FINAL STATISTICS (8-8)

DATE	OPPONENT	SCORE	W/L	ATT.
9/7	at San Diego	28-50	L	57,726
9/14	INDIANAPOLIS	30-10	W	51,848
9/21	at N.Y. Jets	45-51(OT)	L	71,025
9/28	SAN FRANCISCO	16-31	L	70,264
10/5	at New England	7-34	L	60,689
10/12	BUFFALO	27-14	W	49,467
10/19	L.A. RAIDERS	28-30	L	53,421
10/26	at Indianapolis	17-13	W	58,350
11/2	HOUSTON	28-7	W	43,804
11/10	at Cleveland	16-26	L	77,949
11/16	at Buffalo	34-24	W	76,474
11/20	N.Y. JETS	45-3	W	70,206
11/34	ATLANTA	14-20	L	53,762
12/7	at New Orleans	31-27	W	64,761
12/14	at L.A. Rams	37-31(OT)	W	62,629
12/22	NEW ENGLAND	27-34	L	74,516

TEAM STATISTICS	MIA.	OPP.
TOTAL FIRST DOWNS	351	337
By Rushing	84	144
By Passing	250	177
By Penalty	17	16
Third Down: Made/Att.	98/191	86/209
Fourth Down: Made/Att.	2/10	10/18
TOTAL NET YARDS	6324	6050
Average Per Game	395.3	378.1
Total Plays	1011	1058
Average Per Play	6.3	5.7
NET YARDS RUSHING	1545	2493
Average Per Game	96.6	155.8
Total Rushes	349	540
NET YARDS PASSING	4779	3557
Average Per Game	298.7	222.3
Tackled/Yards Lost.	17/119	33/268
Gross Yards	4898	3825
Attempts/Completions	645/392	485/290
Completion Percentage	60.8	59.8
Had Intercepted	23	13
PUNTS/AVERAGE	56/44.2	64/41.4
PENALTIES/YARDS	72/609	82/596
FUMBLES/BALL LOST	37/14	32/14
TOUCHDOWNS	56	47
By Rushing	9	23
By Passing	46	22
By Returns	1	2

Score By Quarters	1	2	3	4	OT	Total
DOLPHINS	45	177	102	100	6	430
OPPONENTS	101	127	58	113	6	405

RUSHING	NO.	YDS.	AVG.	LG	TD
Hampton	186	830	4.5	54	9
Davenport	75	314	4.2	35	0
Nathan	27	203	7.5	20	0
Bennett	36	162	4.5	16	0
Clayton	2	33	16.5	22	0
Carter	4	18	4.5	9	0
Ellis	3	6	2.0	2	0
Strock	1	0	0.0	0	0
Marino	12	-3	-0.3	13	0
Roby	2	-8	-4.0	0	0
Duper	1	-10	-10.0	-10	0
DOLPHINS	349	1545	4.4	54	9
OPPONENTS	540	2493	4.6	47	23

RECEIVING	NO.	YDS.	AVG.	LG	TD
Duper	67	1313	19.6	85	11

Hampton	61	446	7.3	19	3
Clayton	60	1150	19.2	68	10
Hardy	54	430	8.0	18	5
Nathan	48	457	9.5	23	2
N. Moore	38	431	11.3	38	7
Davenport	20	177	8.9	27	1
Johnson	19	170	8.9	20	4
Pruitt	15	235	15.7	27	2
Jensen	5	50	10.0	20	1
Bennett	4	33	8.3	13	0
Carter	1	6	6.0	6	0

DOLPHINS	392	4898	12.5	85	46
OPPONENTS	290	3825	13.2	65	22

INTERCEPTIONS	NO.	YDS.	AVG.	LG	TD
Rose	2	63	31.5	36	0
McNeal	2	46	23.0	29	0
G. Blackwood	2	10	5.0	7	0
Judson	2	0	0.0	0	0
L. Blackwood	1	14	14.0	14	0
Offerdahl	1	14	14.0	14	0
B. Brown	1	3	3.0	3	0
Charles	1	2	2.0	2	0
Kozlowski	1	0	0.0	0	0
DOLPHINS	13	152	11.7	36	0
OPPONENTS	23	221	9.6	70	1

PUNTING	NO.	YDS.	AVG.	LG	BK
Roby	56	2476	44.2	73	0
DOLPHINS	56	2476	44.2	73	0
OPPONENTS	64	2648	41.4	64	0

PUNT RET.	NO.	YDS.	AVG.	LG	TD
Ellis	24	149	6.2	17	0
Pruitt	11	150	13.6	71	1
G. Blackwood	1	0	0.0	0	0
L. Blackwood	1	0	0.0	0	0
Clayton	1	0	0.0	0	0
Thompson	1	0	0.0	0	0
N. Moore	1	-2	-2.0	-2	0
DOLPHINS	40	297	7.4	71	1
OPPONENTS	23	200	8.7	34	0

KICKOFF RET.	NO.	YDS.	AVG.	LG	TD
Ellis	25	541	21.6	41	0
Davenport	16	285	17.8	37	0
Hampton	9	182	20.2	25	0
Carter	9	133	14.8	22	0
Hardy	3	39	13.0	16	0
L. Lee	1	5	5.0	5	0
Johnson	1	0	0.0	0	0
Toth	1	0	0.0	0	0
DOLPHINS	65	1185	18.2	41	0
OPPONENTS	53	997	18.8	40	0

SCORING	Ru	Pa	Rt	PAT	FG	S	TP
Revez	0	0	0	52/55	14/22	0	94
Hampton	9	3	0	0	0	0	72
Duper	0	11	0	0	0	0	66
Clayton	0	10	0	0	0	0	60
N. Moore	0	7	0	0	0	0	42
Hardy	0	5	0	0	0	0	30
Johnson	0	4	0	0	0	0	24
Pruitt	0	2	1	0	0	0	18
Nathan	0	2	0	0	0	0	12
Davenport	0	1	0	0	0	0	6
Jensen	0	1	0	0	0	0	6

DOLPHINS	9	46	1	52/55	14/22	0	430
OPPONENTS	23	22	2	45/46	26/31	0	405

FIELD GOALS	1-19	20-29	30-39	40-49	50+
Revez	1/1	5/5	4/6	3/8	1/2
DOLPHINS	1/1	5/5	4/6	3/8	1/2
OPPONENTS	2/2	6/7	12/14	6/6	0/2

SACKS

M. Brown	5.0	Bettors	4.0	H. Green	4.0	Little	4.0	J. Foster	3.0	Brudzinski	2.0	Offerdahl	2.0	Robinson	2.0	Turner	2.0	Shipp	1.0	Baumhower	1.0	M. Moore	1.0	Smith	1.0	Sochia	1.0
----------	-----	---------	-----	----------	-----	--------	-----	-----------	-----	------------	-----	-----------	-----	----------	-----	--------	-----	-------	-----	-----------	-----	----------	-----	-------	-----	--------	-----

DOLPHINS 33.0, OPPONENTS 17.0

USUAL STARTERS

	OFFENSE
WR	Mark Duper (16)
LT	Jon Giesler (7)
	Cleveland Green (5)
	Jeff Dellenbach (4)
LG	Roy Foster (16)
C	Dwight Stephenson (16)
RG	Ronnie Lee (9)
	Larry Lee (5)
RT	Greg Koch (16)
TE	Bruce Hardy (16)
WR	Mark Clayton (14)
QB	Dan Marino (16)
RB	Lorenzo Hampton (16)
FB	Woody Bennett (14)

DEFENSE

LDE	*T.J. Turner (15)
NT	Bob Baumhower (12)
RDE	George Little (16)
LOLB	Bob Brudzinski (16)
LILB	Jackie Shipp (14)
RILB	*John Offerdahl (15)
ROLB	Mark Brown (11)
LCB	William Judson (16)
RCB	Paul Lankford (11)
SS	Glenn Blackwood (10)
FS	Bud Brown (14)

boldface indicates Pro Bowl performer
* indicates rookie

PASSING	ATT.	COMP.	YDS.	PCT.	TD	INT.	LG	SCK/LST	RATING
Marino	623	378	4746	60.7	44	23	85	17/119	92.5
Strock	20	14	152	70.0	2	0	21	0/0	125.4
Jensen	2	0	0	0.0	0	0	0	0/0	39.6
DOLPHINS	645	392	4898	60.8	46	23	85	17/119	93.3
OPPONENTS	485	290	3825	59.8	22	13	65	33/268	88.7

1987 FINAL STATISTICS (8-7)

DATE	OPPONENT	SCORE	WL	ATT.
9/13	at New England	21-28	L	54,642
9/20	at Indianapolis	23-10	W	57,524
10/4	at Seattle	20-24	L	19,448
10/11	KANSAS CITY	42-0	W	25,867
10/18	at N.Y. Jets	31-37(OT)	L	18,249
10/25	BUFFALO	31-34(OT)	L	61,295
11/1	PITTSBURGH	35-24	W	52,578
11/8	at Cincinnati	20-14	W	53,840
11/15	INDIANAPOLIS	21-40	L	65,433
11/22	at Dallas	20-14	W	56,519
11/29	at Buffalo	0-27	L	68,055
12/7	N.Y. JETS	37-28	W	62,592
12/13	at Philadelphia	28-10	W	63,841
12/20	WASHINGTON	23-21	W	65,715
12/28	NEW ENGLAND	10-24	L	61,192

TEAM STATISTICS	MIA.	OPP.
TOTAL FIRST DOWNS	331	314
By Rushing	109	115
By Passing	197	176
By Penalty	25	23
Third Down: Made/Att.	96/202	94/208
Fourth Down: Made/Att.	9/18	5/13
TOTAL NET YARDS	5538	5445
Average Per Game	369.2	363.0
Total Plays	1005	1013
Average Per Play	5.5	5.4
NET YARDS RUSHING	1662	2198
Average Per Game	110.8	146.5
Total Rushes	408	498
NET YARDS PASSING	3876	3247
Average Per Game	258.4	216.5
Tackled/Yards Lost	13/101	21/183
Gross Yards	3977	3430
Attempts/Completions	584/338	494/295
Completion Percentage	57.9	59.7
Had Intercepted	20	16
PUNTS/AVERAGE	63/38.5	71/38.8
PENALTIES/YARDS	76/634	103/850
FUMBLES/BALL LOST	37/17	32/16
TOUCHDOWNS	47	42
By Rushing	16	18
By Passing	29	21
By Returns	2	3

Score By Quarters	1	2	3	4	OT	Total
DOLPHINS	90	100	89	83	0	362
OPPONENTS	63	105	61	97	9	335

RUSHING	NO.	YDS.	AVG.	LG	TD
Stradford	145	619	4.3	51	6
Hampton	75	289	3.9	34	1
R. Scott	47	199	4.2	24	3
Davenport	32	114	3.6	27	1
W. Bennett	25	102	4.1	18	0
Mackey	17	98	5.8	17	2
Bailey	10	55	5.5	13	0
Konecny	6	46	7.7	19	0
Tagliaferri	13	45	3.5	8	1
Nathan	4	20	5.0	8	0
Jensen	4	18	4.5	9	0
Roth	3	10	3.3	9	0
Clayton	2	8	4.0	4	0
T. Brown	3	3	1.0	3	0
Roby	1	0	0.0	0	0
Marino	12	-5	-0.4	51	1
DOLPHINS	408	1662	4.1	51	16
OPPONENTS	498	2198	4.4	31	18

RECEIVING	NO.	YDS.	AVG.	LG	TD
Stradford	48	457	9.5	34	1
Clayton	46	776	16.9	43	7
Duper	33	597	18.1	59	8

PASSING	ATT.	COMP.	YDS.	PCT.	TD	INT.	LG	SCK/LST	RATING
Marino	444	263	3245	59.2	26	13	59	9/77	89.2
Mackey	109	57	604	52.3	3	5	30	4/24	58.8
Strock	23	13	114	56.5	0	1	26	0/0	51.7
Stankavage	7	4	8	57.1	0	1	8	0/0	22.6
Stradford	1	1	6	100.0	0	0	6	0/0	91.7
DOLPHINS	584	338	3977	57.9	29	20	59	13/101	81.0
OPPONENTS	494	295	3430	59.7	21	16	55	21/183	81.5

Hardy	28	292	10.4	31	2
Davenport	27	249	9.2	29	1
Pruitt	26	404	15.5	37	3
Jensen	26	221	8.5	20	1
Hampton	23	223	9.7	24	0
Tagliaferri	12	117	9.8	27	0
Nathan	10	77	7.7	14	0
Douglas	9	92	10.2	17	0
Sampleton	8	64	8.0	19	0
Chavis	7	108	15.4	27	0
Lewis	6	53	8.8	22	1
Konecny	6	26	4.3	10	0
Reilly	5	70	14.0	20	0
Da. Johnson	4	35	8.8	22	2
W. Bennett	4	18	4.5	6	0
Caterbone	2	46	23.0	30	0
W. Smith	2	13	6.5	8	1
R. Scott	2	7	3.5	5	0
Isom	1	11	11.0	11	0
Banks	1	10	10.0	10	1
T. Brown	1	6	6.0	6	0
Farmer	1	5	5.0	5	0
DOLPHINS	338	3977	11.8	59	29
OPPONENTS	295	3430	11.6	55	21

INTERCEPTIONS	NO.	YDS.	AVG.	LG	TD
Lankford	3	44	14.7	44	0
Blackwood	3	17	5.7	17	0
Randle	2	16	8.0	11	0
Hooper	2	11	5.5	11	0
Judson	2	11	5.5	10	0
Hobley	2	7	3.5	7	0
Sowell	1	29	29.0	29	0
B. Brown	1	0	0.0	0	0
DOLPHINS	16	135	8.4	44	0
OPPONENTS	20	298	14.9	55	2

PUNTING	NO.	YDS.	AVG.	LG	BK
Roby	32	1371	42.8	77	0
Hayes	7	274	39.1	51	1
Gore	14	502	35.9	60	0
Strock	9	277	30.8	44	0
DOLPHINS	63	2424	38.5	77	1
OPPONENTS	71	2753	38.8	73	0

PUNT RET.	NO.	YDS.	AVG.	LG	TD
Schwedes	24	203	8.5	31	0
Caterbone	9	78	8.7	21	0
B. Brown	2	8	4.0	8	0
Blackwood	1	1	1.0	1	0
Hooper	1	0	0.0	0	0
DOLPHINS	37	209	7.8	31	0
OPPONENTS	26	141	5.4	15	0

KICKOFF RET.	NO.	YDS.	AVG.	LG	TD
Hampton	16	304	19.0	32	0
Stradford	14	258	18.4	32	0
Schwedes	9	177	19.7	34	0
Hardy	5	62	12.4	18	0
Farmer	3	56	18.7	23	0
Roth	2	49	24.5	26	0
Da. Johnson	2	13	6.5	10	0
R. Scott	1	22	22.0	22	0
Isom	1	11	11.0	11	0
Lewis	1	0	0.0	0	0
DOLPHINS	54	952	17.6	34	0
OPPONENTS	67	1222	18.2	47	0

SCORING	Ru	Pa	Rt	Pat	FG	S	TP
Reveiz	0	0	0	28/30	9/11	0	55
Duper	0	8	0	0	0	0	48
Clayton	0	7	0	0	0	0	42
Stradford	6	1	0	0	0	0	42
Beecher	0	0	0	12/12	3/4	0	21

Pruitt	0	3	0	0	0	0	18
R. Scott	3	0	0	0	0	0	18
Davenport	1	1	0	0	0	0	12
Hardy	0	2	0	0	0	0	12
Da. Johnson	0	2	0	0	0	0	12
Mackey	2	0	0	0	0	0	12
Banks	0	1	0	0	0	0	6
Douglas	0	1	0	0	0	0	6
Hampton	1	0	0	0	0	0	6
Hobley	0	0	1	0	0	0	6
Hooper	0	0	1	0	0	0	6
Isom	1	0	0	0	0	0	6
Jensen	0	1	0	0	0	0	6
Lewis	0	1	0	0	0	0	6
Marino	1	0	0	0	0	0	6
W. Smith	0	1	0	0	0	0	6
Tagliaferri	1	0	0	0	0	0	6
Tiffin	0	0	0	4/4	0/1	0	4

DOLPHINS	16	29	2	44/47	12/16	0	362
OPPONENTS	18	21	3	41/47	14/22	0	335

FIELD GOALS	1-19	20-29	30-39	40-49	50+
Reveiz	1/1	2/2	2/2	4/6	0/0
Beecher	1/1	0/0	1/1	1/2	0/0
Tiffin	0/0	0/0	0/0	0/1	0/0

DOLPHINS	2/2	2/2	3/3	5/9	0/0
OPPONENTS	0/0	7/8	4/7	2/5	1/2

SACKS	
Turner 4.0, Sochia 3.5, Bosa 3.0, Readon 2.0,	
Lambrecht 1.5, Offerdahl 1.5, M. Brown 1.0,	
Bruzinski 1.0, Frye 1.0, Graf 1.0, S. Scott 1.0,	
Wimberly 0.5.	

DOLPHINS	21.0	OPPONENTS	13.0
----------	------	-----------	------

USUAL STARTERS	OFFENSE
WR	Mark Duper (12)
LT	Jon Giesler (9)
LG	Roy Foster (12)
C	Dwight Stephenson (9)
RG	Tom Toth (12)
RT	Ronnie Lee (9)
TE	Bruce Hardy (12)
WR	Mark Clayton (12)
QB	Dan Marino (12)
RB	Lorenzo Hampton (6)
	*Troy Stradford (5)
FB	Woody Bennett (11)

DEFENSE	
LDE	T.J. Turner (12)
NT	Brian Sochia (12)
RDE	*John Bosa (12)
LOLB	Bob Brudzinski (7)
	*Rick Graf (5)
LILB	Jackie Shipp (12)
RILB	John Offordahl (9)
ROLB	Mark Brown (9)
LCB	Paul Lankford (11)
RCB	William Judson (12)
SS	Glenn Blackwood (8)
	Lifford Hobley (4)
FS	Bud Brown (8)
	Lyle Blackwood (2)
	Lifford Hobley (2)

boldface indicates Pro Bowl performer
* indicates rookie

1988 FINAL STATISTICS (6-10)

DATE	OPPONENT	SCORE	W/L	ATT.
9/4	at Chicago	7-34	L	63,330
9/11	at Buffalo	6-9	L	79,520
9/18	GREEN BAY	24-17	W	54,409
9/25	at Indianapolis	13-15	L	59,638
10/2	MINNESOTA	24-7	W	59,867
10/9	at L.A. Raiders	24-14	W	50,751
10/16	SAN DIEGO	31-28	W	58,972
10/23	N.Y. JETS	30-44	L	68,292
10/30	at Tampa Bay	17-14	W	67,352
11/6	at New England	10-21	L	60,840
11/14	BUFFALO	6-31	L	67,091
11/20	NEW ENGLAND	3-6	L	53,526
11/27	at N.Y. Jets	34-38	L	52,752
12/4	INDIANAPOLIS	28-31	L	45,236
12/12	CLEVELAND	38-31	W	61,884
12/18	at Pittsburgh	24-40	L	36,051

TEAM STATISTICS	MIA.	OPP.
TOTAL FIRST DOWNS	321	359
By Rushing	77	155
By Passing	218	173
By Penalty	26	31
Third Down: Made/Att.	71/184	101/207
Fourth Down: Made/Att.	7/16	6/13
TOTAL NET YARDS	5721	5781
Average Per Game	357.6	361.3
Total Plays	963	1072
Average Per Play	5.9	5.4
NET YARDS RUSHING	1205	2506
Average Per Game	75.3	156.6
Total Rushes	335	557
NET YARDS PASSING	4516	3275
Average Per Game	282.3	204.7
Tackled/Yards Lost.	7/41	24/167
Gross Yards	4557	3442
Attempts/Completions	621/363	491/298
Completion Percentage	58.5	60.7
Had Intercepted	23	16
PUNTS/AVERAGE	64/43.0	58/41.8
PENALTIES/YARDS	99/845	103/734
FUMBLES/BALL LOST	26/12	31/15
TOUCHDOWNS	41	45
By Rushing	11	22
By Passing	29	19
By Returns	1	4

Score By Quarters	1	2	3	4	OT	Total
DOLPHINS	72	97	88	62	0	319
OPPONENTS	51	159	69	101	0	380

RUSHING	NO.	YDS.	AVG.	LG	TD
Hampton	117	414	3.5	33	9
Stradford	95	335	3.5	18	2
Davenport	55	273	5.0	64	0
Bennett	31	115	3.7	12	0
Jensen	10	68	6.8	23	0
Cribbs	5	21	4.2	11	0
Clayton	1	4	4.0	4	0
Edmunds	1	-8	-8.0	-8	0
Marino	20	-17	-0.9	6	0
DOLPHINS	335	1205	3.6	64	11
OPPONENTS	557	2506	4.5	44	22

RECEIVING	NO.	YDS.	AVG.	LG	TD
Clayton	86	1129	13.1	45t	14
Jensen	58	652	11.2	31	5
Stradford	56	426	7.6	36	1

PASSING	ATT.	COMP.	YDS.	PCT.	TD	INT.	LG	SCK/LST	RATING
Marino	606	354	4434	58.4	28	23	80t	6/31	80.8
Jaworski	14	9	123	64.3	1	0	22	1/10	116.1
Stradford	1	0	0	0.0	0	0	0	0/0	39.6
DOLPHINS	621	363	4557	58.5	29	23	80t	7/41	81.5
OPPONENTS	491	298	3442	60.7	19	16	47	24/167	81.2

Duper	39	626	16.1	56	1
Edmunds	33	575	17.4	80t	3
Davenport	30	282	9.4	27	0
Banks	23	430	18.7	55	2
Hampton	23	204	8.9	39t	3
Schwedes	6	130	21.7	42	0
Hardy	4	46	11.5	19	0
Pruitt	2	38	19.0	19	0
Bennett	2	16	8.0	12	0
Kinchen	1	3	3.0	3	0

DOLPHINS	363	4557	12.6	80t	29
OPPONENTS	298	3442	11.6	47	19

INTERCEPTIONS	NO.	YDS.	AVG.	LG	TD
Williams	4	62	15.5	23	0
Judson	4	57	14.3	52	0
M. Brown	2	13	6.5	13	0
Offerdahl	2	2	1.0	2	0
Thomas	1	48	48.0	48	0
McNeal	1	23	23.0	23	0
Graf	1	14	14.0	14	0
Lankford	1	0	0.0	0	0
DOLPHINS	16	219	13.7	52	0
OPPONENTS	23	399	17.3	78t	4

PUNTING	NO.	YDS.	AVG.	LG	BK
Roby	64	2754	43.0	64	0
DOLPHINS	64	2754	43.0	64	0
OPPONENTS	58	2427	41.8	66	1

PUNT RET.	NO.	YDS.	AVG.	LG	TD
Schwedes	24	230	9.6	36	0
Williams	3	29	9.7	14	0
DOLPHINS	27	259	9.6	36	0
OPPONENTS	35	318	9.1	31	0

KICKOFF RET.	NO.	YDS.	AVG.	LG	TD
Cribbs	41	863	21.0	44	0
Hampton	9	216	24.0	37	0
Williams	8	159	19.9	27	0
Schwedes	3	49	16.3	25	0
Davenport	2	41	20.5	21	0
Edmunds	1	20	20.0	20	0
Hardy	1	17	17.0	17	0
DOLPHINS	65	1365	21.0	44	0
OPPONENTS	53	1109	20.9	57	0

SCORING	Ru	Pa	Rt	PAT	FG	S	TP
Reveiz	0	0	0	52/55	14/22	0	94
Clayton	0	14	0	0	0	0	84
Hampton	9	3	0	0	0	0	72
Reveiz	0	0	0	31/32	8/12	0	55
Jensen	0	5	0	0	0	0	30
Edmunds	0	3	0	0	0	0	18
Franklin	0	0	0	6/7	4/11	0	18
Stradford	2	1	0	0	0	0	18
Banks	0	2	0	0	0	0	12
Duper	0	1	0	0	0	0	6
Hobley	0	0	1	0	0	0	6
DOLPHINS	11	29	1	37/41	12/23	0	319
OPPONENTS	22	19	4	44/45	22/28	0	380

FIELD GOALS	1-19	20-29	30-39	40-49	50+
Reveiz	0/0	4/4	3/4	1/2	0/2
Franklin	0/0	1/2	2/4	0/1	1/4
DOLPHINS	0/0	5/6	5/8	1/3	1/4
OPPONENTS	0/0	6/6	10/11	4/7	2/6

SACKS
Turner 5.0, Sochia 4.5, Cline 4.0, Kumerow 3.0, Green 2.5, Bosa 2.0, Graf 1.0, Lankford 1.0, M. Brown 0.5, Offerdahl 0.5.

DOLPHINS 24.0, OPPONENTS 7.0

USUAL STARTERS
OFFENSE
WR Mark Duper (13)
LT Jon Giesler (9)
..... Mark Dennis (7)
LG Roy Foster (15)
C Jeff Dellenbach (16)
RG Harry Galbreath (12)
RT Ronnie Lee (16)
TE Ferrell Edmunds (14)
WR Mark Clayton (16)
QB Dan Marino (16)
RB Lorenzo Hampton (10)
FB Woody Bennett (7)
..... Ron Davenport (5)
..... Jim Jensen (4)

DEFENSE
LDE T.J. Turner (16)
NT Brian Sochia (16)
RDE Jackie Cline (9)
..... John Bosa (6)
LOLB Rick Graf (16)
LILB Mark Brown (12)
RILB John Offerdahl (16)
ROLB Hugh Green (16)
LCB Paul Lankford (10)
RCB William Judson (13)
SS Liffort Hobley (13)
FS Jarvis Williams (16)

boldface indicates Pro Bowl performer
* indicates rookie

1989 FINAL STATISTICS (8-8)

DATE	OPPONENT	SCORE	W/L	ATT.
9/10	BUFFALO	24-27	L	54,541
9/17	at New England	24-10	W	57,043
9/24	N.Y. JETS	39-40	L	65,908
10/1	at Houston	7-39	L	53,326
10/8	CLEVELAND	13-10(OT)	W	58,444
10/15	at Cincinnati	20-13	W	58,184
10/22	GREEN BAY	23-20	W	56,624
10/29	at Buffalo	17-31	L	80,208
11/5	INDIANAPOLIS	19-13	W	52,680
11/12	at N.Y. Jets	31-23	W	65,923
11/19	at Dallas	17-14	W	56,044
11/26	PITTSBURGH	14-34	L	59,936
12/3	at Kansas City	21-26	L	54,610
12/10	NEW ENGLAND	31-10	W	55,918
12/17	at Indianapolis	13-42	L	55,665
12/24	KANSAS CITY	24-27	L	43,612

TEAM STATISTICS	MIA.	OPP.
TOTAL FIRST DOWNS	311	337
By Rushing	88	139
By Passing	202	180
By Penalty	21	18
Third Down: Made/Att.	101/209	67/194
Fourth Down: Made/Att.	7/14	8/21
TOTAL NET YARDS	5546	5696
Average Per Game	346.6	356.0
Total Plays	1011	1045
Average Per Play	5.5	5.5
NET YARDS RUSHING	1330	2153
Average Per Game	83.1	134.6
Total Rushes	400	493
NET YARDS PASSING	4216	3543
Average Per Game	263.5	221.4
Tackled/Yards Lost.	10/86	39/268
Gross Yards	4302	3811
Attempts/Completions	601/331	513/315
Completion Percentage	55.1	61.4
Had Intercepted	25	15
PUNTS/AVERAGE	59/41.7	62/39.0
PENALTIES/YARDS	83/614	106/831
FUMBLES/BALL LOST	30/16	19/8
TOUCHDOWNS	39	43
By Rushing	10	19
By Passing	26	21
By Returns	3	3

Score By Quarters	1	2	3	4	OT	Total
DOLPHINS	78	96	73	81	3	331
OPPONENTS	57	128	77	117	0	379

RUSHING	NO.	YDS.	AVG.	LG	TD
Smith	200	659	3.3	25	6
Stradford	66	240	3.6	13	1
Logan	57	201	3.5	14	0
Davenport	14	56	4.0	9	1
Jensen	8	50	6.3	14	0
Hampton	17	47	2.8	9	0
Secules	4	39	9.8	17	0
T. Brown	13	26	2.0	6	0
Faola	2	10	5.0	5	0
Clayton	3	9	3.0	11	0
Roby	2	0	0.0	0	0
Marino	14	-7	-0.5	2	2
DOLPHINS	400	1330	3.3	25	10
OPPONENTS	493	2153	4.4	33	19

RECEIVING	NO.	YDS.	AVG.	LG	TD
Clayton	64	1011	15.8	78t	9
Jensen	61	557	9.1	20	6
Duper	49	717	14.6	41	1
Edmunds	32	382	11.9	30	3
Banks	30	520	17.3	61	1
Stradford	25	233	9.3	32	0
A. Brown	24	410	17.1	48t	5
T. Brown	13	117	9.0	23	0
Hampton	8	25	3.1	12	0
Schwedes	7	174	24.9	65t	1
Smith	7	81	11.6	34	0
Logan	5	34	6.8	11	0
Davenport	3	19	6.3	9	0
Kinchen	1	12	12.0	12	0
Faola	1	8	8.0	8	0
Hardy	1	2	2.0	2	0

DOLPHINS	331	4302	13.0	78t	26
OPPONENTS	315	3811	12.1	63t	21

INTERCEPTIONS	NO.	YDS.	AVG.	LG	TD
Oliver	4	32	8.0	23	0
McNeal	3	-6	-2.0	0	0
Williams	2	43	21.5	24	0
Judson	2	31	15.5	28	0
Thomas	2	4	2.0	4	0
Hobley	1	22	22.0	22	0
Lankford	1	0	0.0	0	0

DOLPHINS	15	126	8.4	28	0
OPPONENTS	25	335	13.4	48	1

PUNTING	NO.	YDS.	AVG.	LG	BK
Roby	58	2458	42.4	58	1
DOLPHINS	59	2458	41.7	58	1
OPPONENTS	62	2416	39.0	63	1

PUNT RET.	NO.	YDS.	AVG.	LG	TD
Schwedes	18	210	11.7	70t	1
Stradford	14	129	9.2	19	0
Gibson	1	-1	-1.0	-1	0
DOLPHINS	33	338	10.2	70t	1
OPPONENTS	26	256	9.8	18	0

KICKOFF RET.	NO.	YDS.	AVG.	LG	TD
Logan	24	613	25.5	97t	1
Hampton	17	303	17.8	34	0
Reaves	6	84	14.0	22	0
Schwedes	3	24	8.0	13	0
Faola	2	30	15.0	17	0
Kinchen	2	26	13.0	17	0
A. Brown	2	9	4.5	9	0
Williams	1	21	21.0	21	0
Davenport	1	19	19.0	19	0
Ahrens	1	10	10.0	10	0
Goode	1	8	8.0	8	0
Brudzinski	1	6	6.0	6	0

DOLPHINS	61	1153	18.9	97t	1
OPPONENTS	63	1215	19.3	40	0

SCORING	Ru	Pa	Rt	PAT	FG	S	TP
Stoyanovich	0	0	0	38/39	19/26	0	95
Clayton	0	9	0	0	0	0	54
Jensen	0	6	0	0	0	0	36
Smith	6	0	0	0	0	0	36
A. Brown	0	5	0	0	0	0	30
Edmunds	0	3	0	0	0	0	18

Logan	0	0	2	0	0	0	12
Marino	2	0	0	0	0	0	12
Schwedes	0	1	1	0	0	0	12
Banks	0	1	0	0	0	0	6
Davenport	1	0	0	0	0	0	6
Duper	0	1	0	0	0	0	6
Stradford	1	0	0	0	0	0	6
Team	0	0	0	0	0	1	2

DOLPHINS	10	26	3	38/39	19/26	1	331
OPPONENTS	19	21	3	42/43	25/33	2	379

FIELD GOALS	1-19	20-29	30-39	40-49	50+
Stoyanovich	1/1	8/8	5/6	4/8	1/3

DOLPHINS	1/1	8/8	5/6	4/8	1/3
OPPONENTS	1/1	8/8	10/12	5/9	1/3

SACKS

Cross	10.0	Green	7.5	Sochia	5.0	Bosa	2.0	Kumerow	2.0	Offerdahl	1.5	Ahrens	1.0	Cline	1.0	Frye	1.0	Graf	1.0	Hobley	1.0	Junior	1.0	Krauss	1.0	Lankford	1.0	Thomas	1.0	Williams	1.0	TEAM	1.0
-------	------	-------	-----	--------	-----	------	-----	---------	-----	-----------	-----	--------	-----	-------	-----	------	-----	------	-----	--------	-----	--------	-----	--------	-----	----------	-----	--------	-----	----------	-----	------	-----

DOLPHINS 39.0, OPPONENTS 10.0

USUAL STARTERS

OFFENSE

WR	Mark Duper (14)
LT	Jeff Dellenbach (15)
LG	Roy Foster (16)
C	*Jeff Ulhenhake (15)
RG	Harry Galbreath (14)
RT	Ronnie Lee (15)
TE	Ferrell Edmunds (16)
WR	Mark Clayton (15)
QB	Dan Marino (16)
RB	*Sammy Smith (12)
FB	Tom Brown (7)
	Marc Logan (4)
	Ron Davenport (3)

DEFENSE

LDE	T.J. Turner (11)
NT	Brian Sochia (16)
RDE	Jeff Cross (16)
LOLB	E.J. Junior (12)
LILB	Dave Ahrens (8)
	John Offerdahl (8)
RILB	Barry Krauss (12)
ROLB	Hugh Green (16)
LCB	Paul Lankford (16)
RCB	William Judson (14)
SS	*Jarvis Williams (16)
FS	*Louis Oliver (13)

boldface indicates Pro Bowl performer
* indicates rookie

PASSING	ATT.	COMP.	YDS.	PCT.	TD	INT.	LG	SCK/LST	RATING
Marino	550	308	3997	56.0	24	22	78t	10/86	76.9
Secules	50	22	286	44.0	1	3	44t	0/0	44.3
Jensen	1	1	19	100.0	1	0	19t	0/0	158.3
DOLPHINS	601	331	4302	55.1	26	25	78t	10/86	74.9
OPPONENTS	513	315	3811	61.4	21	15	63t	39/268	85.7

1990 FINAL STATISTICS (12-4)

DATE	OPPONENT	SCORE	W/L	ATT.
9/9	at New England	27-24	W	45,305
9/16	BUFFALO	30-7	W	68,142
9/23	at N.Y. Giants	3-20	L	76,483
9/30	at Pittsburgh	28-6	W	54,691
10/7	N.Y. JETS	20-16	W	69,678
10/18	NEW ENGLAND	17-10	W	62,630
10/28	at Indianapolis	27-7	W	59,213
11/4	PHOENIX	23-3	W	54,924
11/11	at N.Y. Jets	17-3	W	68,362
11/19	L.A. RAIDERS	10-13	L	70,553
11/25	at Cleveland	30-13	W	70,225
12/2	at Washington	20-42	L	53,599
12/9	PHILADELPHIA	23-20(OT)	W	67,034
12/16	SEATTLE	24-17	W	57,851
12/23	at Buffalo	14-24	L	80,235
12/30	INDIANAPOLIS	23-17	W	59,547

TEAM STATISTICS	MIA.	OPP.
TOTAL FIRST DOWNS	303	268
By Rushing	90	110
By Passing	190	145
By Penalty	23	13
Third Down: Made/Att.	88/206	79/207
Fourth Down: Made/Att.	10/13	7/18
TOTAL NET YARDS	5047	4547
Average Per Game	315.4	284.2
Total Plays	975	968
Average Per Play	5.2	4.7
NET YARDS RUSHING	1535	1831
Average Per Game	95.9	114.4
Total Rushes	420	461
NET YARDS PASSING	3512	2716
Average Per Game	219.5	169.8
Tackled/Yards Lost	16/99	45/348
Gross Yards	3611	3064
Attempts/Completions	539/310	462/257
Completion Percentage	57.5	55.6
Had Intercepted	12	19
PUNTS/AVERAGE	72/42.0	75/40.0
PENALTIES/YARDS	64/486	95/759
FUMBLES/BALL LOST	33/15	23/8
TOUCHDOWNS	39	26
By Rushing	13	11
By Passing	21	14
By Returns	5	1

Score By Quarters	1	2	3	4	OT	Total
DOLPHINS	60	113	77	83	3	336
OPPONENTS	30	108	39	65	0	242

RUSHING	NO.	YDS.	AVG.	LG	TD
Smith	226	831	3.7	33	8
Logan	79	317	4.0	17	2
Stradford	37	138	3.7	15	1
Paige	32	95	3.0	11	2
Higgs	10	67	6.7	27	0
Secules	8	34	4.3	17	0
Marino	16	29	1.8	15	0
Limbrick	5	14	2.8	5	0
Martin	1	8	8.0	8	0
Jensen	4	6	1.5	2	0
Banks	1	3	3.0	3	0
Edmunds	1	-7	-7.0	-7	0
DOLPHINS	420	1535	3.7	33	13
OPPONENTS	461	1831	4.0	39	11

RECEIVING	NO.	YDS.	AVG.	LG	TD
Duper	52	810	15.6	69t	5
Jensen	44	365	8.3	18	1
Paige	35	247	7.1	17t	4
Clayton	32	406	12.7	43	3
Edmunds	31	446	14.4	35	1
Stradford	30	257	8.6	23	0
Martin	29	388	13.4	45	2
Pruitt	13	235	18.1	35t	3
Banks	13	131	10.1	23	0
Smith	11	134	12.2	53t	1
Logan	7	54	7.7	12	0
Schwedes	6	66	11.0	19	1
Limbrick	4	23	5.8	9	0
A. Brown	3	49	16.3	24	0
DOLPHINS	310	3611	11.6	69t	21
OPPONENTS	257	3064	11.9	64t	14

INTERCEPTIONS	NO.	YDS.	AVG.	LG	TD
Oliver	5	87	17.4	35	0
Williams	5	82	16.4	42t	1
McKyer	4	40	10.0	21	0
Glenn	2	31	15.5	31t	1
Offerdahl	1	28	28.0	28	0
Hobley	1	15	15.0	15	0
Kumerow	1	5	5.0	5	0
DOLPHINS	19	288	15.2	42t	2
OPPONENTS	12	184	15.3	73	0

PUNTING	NO.	YDS.	AVG.	LG	BK
Roby	72	3022	42.0	62	0
DOLPHINS	72	3022	42.0	62	0
OPPONENTS	75	3001	40.0	63	1

PUNT RET.	NO.	YDS.	AVG.	LG	TD
Martin	26	140	5.4	35	0
Schwedes	9	89	9.9	23	0
Stradford	3	4	1.3	4	0
Williams	1	0	0.0	0	0
DOLPHINS	39	233	6.0	35	0
OPPONENTS	40	397	9.9	36	0

KICKOFF RET.	NO.	YDS.	AVG.	LG	TD
Logan	20	367	18.4	35	0
Higgs	10	210	21.0	30	0
Stradford	3	56	18.7	21	0
Schwedes	2	52	26.0	30	0
Collins	2	30	15.0	30	0
Adams	2	16	8.0	10	0
Paige	1	18	18.0	18	0
Kinchen	1	16	16.0	16	0
Sims	1	9	9.0	9	0
Graf	1	6	6.0	6	0
DOLPHINS	43	780	18.1	35	0
OPPONENTS	53	1092	20.6	38	0

SCORING	Ru	Pa	Rt	PAT	FG	S	TP
Stoyanovich	0	0	0	37/37	21/25	0	100
Smith	8	1	0	0	0	0	54
Paige	2	4	0	0	0	0	36
Duper	0	5	0	0	0	0	30
Clayton	0	3	0	0	0	0	18
Pruitt	0	3	0	0	0	0	18
Logan	2	0	0	0	0	0	12
Martin	0	2	0	0	0	0	12
Edmunds	0	1	0	0	0	0	6

Glenn	0	0	1	0	0	0	6
Higgs	0	0	1	0	0	0	6
Jensen	0	1	0	0	0	0	6
Odum	0	0	1	0	0	0	6
Schwedes	0	1	0	0	0	0	6
Sochia	0	0	1	0	0	0	6
Stradford	1	0	0	0	0	0	6
Williams	0	0	1	0	0	0	6
Team	0	0	0	0	0	1	2

DOLPHINS	13	21	5	37/37	21/25	1	336
OPPONENTS	11	14	1	26/26	20/29	0	242

FIELD GOALS	1-19	20-29	30-39	40-49	50+
Revez	0/0	4/4	3/4	1/2	0/2
Stoyanovich	2/2	7/8	6/7	4/5	2/3

DOLPHINS	2/2	7/8	6/7	4/5	2/3
OPPONENTS ..	1/1	6/6	4/9	7/8	2/5

SACKS

Cross 11.5, Junior 6.0, Griggs 5.5, Wilson 4.0, Hobley 3.0, Oglesby 2.5, Green 2.0, Williams 2.0, Lee 1.5, J.B. Brown 1.0, Glenn 1.0, Odum 1.0, Offerdahl 1.0, Oliver 1.0, Sochia 1.0, Turner 1.0.
--

DOLPHINS 45.0, OPPONENTS 16.0

USUAL STARTERS

OFFENSE

WR	Mark Duper (15)
LT	*Richmond Webb (16)
LG	*Keith Sims (13)
C	Jeff Ulhenhake (16)
RG	Harry Galbreath (16)
RT	Mark Dennis (16)
TE	Ferrell Edmunds (16)
WR	Mark Clayton (10)
QB	Dan Marino (16)
RB	Sammie Smith (16)
FB	Tony Paige (13)

DEFENSE

LDE	T.J. Turner (12)
NT	Shawn Lee (10)
RDE	Jeff Cross (16)
LOLB	David Griggs (16)
LILB	John Offerdahl (16)
RILB	Cliff Odum (16)
ROLB	Hugh Green (16)
LCB	Tim McKyer (16)
RCB	J.B. Brown (16)
SS	Jarvis Williams (16)
FS	Louis Oliver (16)

boldface indicates Pro Bowl performer

* indicates rookie

PASSING	ATT.	COMP.	YDS.	PCT.	TD	INT.	LG	SCK/LST	RATING
Marino	531	306	3563	57.6	21	11	69t	15/99	82.6
Secules	7	3	17	42.9	0	1	8	1/9	10.7
Jensen	1	1	31	100.0	0	0	31	0/0	118.8
DOLPHINS	539	310	3611	57.5	21	12	69t	16/99	81.6
OPPONENTS	462	257	3064	55.6	14	19	64t	45/348	69.0

1991 FINAL STATISTICS (8-8)

DATE	OPPONENT	SCORE	W/L	ATT.
9/1	at Buffalo	31-35	L	80,252
9/8	INDIANAPOLIS	17-6	W	51,155
9/15	at Detroit	13-17	L	56,896
9/22	GREEN BAY	16-13	W	56,583
9/29	at N.Y. Jets	23-41	L	71,170
10/6	at New England	20-10	W	49,749
10/13	at Kansas City	7-42	L	76,021
10/20	HOUSTON	13-17	L	60,705
11/3	at Indianapolis	10-6	W	55,899
11/10	NEW ENGLAND	30-20	W	56,065
11/18	BUFFALO	27-41	L	71,062
11/24	at Chicago	16-13(OT)	W	58,288
12/1	TAMPA BAY	33-14	W	51,036
12/9	CINCINNATI	37-13	W	60,616
12/15	at San Diego	30-38	L	47,731
12/22	N.Y. JETS	20-23(OT)	L	69,636

TEAM STATISTICS	MIA.	OPP.
TOTAL FIRST DOWNS	312	327
By Rushing	91	133
By Passing	205	177
By Penalty	16	17
Third Down: Made/Att.	84/205	103/210
Fourth Down: Made/Att.	10/13	6/10
TOTAL NET YARDS.....	5241	5406
Average Per Game	327.6	337.6
Total Plays	970	1019
Average Per Play	5.4	5.3
NET YARDS RUSHING	1352	2301
Average Per Game	84.5	143.8
Total Rushes	379	499
NET YARDS PASSING	3889	3105
Average Per Game	243.1	194.1
Tackled/Yards Lost.	28/188	35/248
Gross Yards	4077	3353
Attempts/Completions	563/327	485/300
Completion Percentage.....	58.1	61.9
Had Intercepted	14	12
PUNTS/AVERAGE	57/44.8	65/39.8
PENALTIES/YARDS	62/516	91/684
FUMBLES/BALL LOST	23/14	19/9
TOUCHDOWNS	35	40
By Rushing	8	17
By Passing	26	18
By Returns	1	5

Score By Quarters	1	2	3	4	OT	Total
DOLPHINS	55	119	51	115	3	343
OPPONENTS	65	100	75	106	3	349

RUSHING	NO.	YDS.	AVG.	LG	TD
Higgs	231	905	3.9	24	4
S. Smith	83	297	3.6	18	1
Craver	20	58	2.9	7	1
Marino	27	32	1.2	11	1
Secules	4	30	7.5	12	1
Paige	10	25	2.5	6	0
Logan	4	5	1.3	2	0
DOLPHINS	379	1352	3.6	24	8
OPPONENTS	499	2301	4.6	63	17

RECEIVING	NO.	YDS.	AVG.	LG	TD
Duper	70	1085	15.5	43	5
Clayton	70	1053	15.0	43	12
Paige	57	469	8.2	26	1
Martin	27	434	16.1	54	2
Jensen	21	183	8.7	19	2

PASSING	ATT.	COMP.	YDS.	PCT.	TD	INT.	LG	SCK/LST	RATING
Marino	549	318	3970	57.9	25	13	54	27/182	85.8
Secules	13	8	90	61.5	1	1	17	1/6	75.8
Jensen	1	1	17	100.0	0	0	17	0/0	118.8
DOLPHINS	563	327	4077	58.1	26	14	54	28/188	85.7
OPPONENTS	485	300	3353	61.9	18	12	54t	35/348	84.5

Baty	20	269	13.5	30	1
S. Smith	14	95	6.8	12	0
Edmunds	11	118	10.7	22	2
Higgs	11	80	7.3	13	0
Banks	9	119	13.2	25	1
Craver	8	67	8.4	25	0
Miller	4	49	12.3	15	0
Pruitt	2	30	15.0	24	0
Henry	2	17	8.5	9	0
Sims	1	9	9.0	9	0

DOLPHINS	327	4077	12.5	54	26
OPPONENTS	300	3353	11.2	54t	18

INTERCEPTIONS	NO.	YDS.	AVG.	LG	TD
Oliver	5	80	16.0	37	0
Harden	2	39	19.5	22	0
Lee	1	14	14.0	14	0
Reichenbach ..	1	2	2.0	2	0
Brown	1	0	0.0	0	0
J. Williams	1	0	0.0	0	0
Odum	1	0	0.0	0	0
DOLPHINS	12	135	11.3	37	0
OPPONENTS	14	217	15.5	83t	2

PUNTING	NO.	YDS.	AVG.	LG	BK
Roby	54	2466	45.7	64	1
Stoyanovich	2	85	42.5	49	0
DOLPHINS	57	2551	44.8	64	1
OPPONENTS	65	2588	39.8	61	2

PUNT RET.	NO.	YDS.	AVG.	LG	TD
Miller	28	248	8.9	32	0
Martin	1	10	10.0	10	0
Junior	1	0	0.0	0	0
DOLPHINS	30	258	8.6	32	0
OPPONENTS	30	332	11.1	39	0

KICKOFF RET.	NO.	YDS.	AVG.	LG	TD
Craver	32	615	19.2	49	0
Logan	12	191	15.9	31	0
Paige	2	31	15.5	16	0
Hill	1	33	33.0	33	0
Henry	1	13	13.0	13	0
J. Williams	1	7	7.0	7	0
Dellenbach	1	0	0.0	0	0
DOLPHINS	50	890	17.8	49	0
OPPONENTS	66	1270	19.2	39	0

SCORING	Ru	Pa	Rt	PAT	FG	S	TP
Stoyanovich	0	0	0	28/29	31/37	0	121
Clayton	0	12	0	0	0	0	72
Duper	0	5	0	0	0	0	30
Higgs	4	0	0	0	0	0	24
Edmunds	0	2	0	0	0	0	12
Jensen	0	2	0	0	0	0	12
Martin	0	2	0	0	0	0	12
Baumann	0	0	0	6/6	2/2	0	12
Banks	0	1	0	0	0	0	6
Baty	0	1	0	0	0	0	6
Craver	1	0	0	0	0	0	6
Klingbeil	0	0	1	0	0	0	6
Marino	1	0	0	0	0	0	6
Paige	0	1	0	0	0	0	6
S. Smith	1	0	0	0	0	0	6
Secules	1	0	0	0	0	0	6
DOLPHINS	8	26	1	34/35	33/39	0	343
OPPONENTS	17	18	5	40/40	23/33	0	349

FIELD GOALS	1-19	20-29	30-39	40-49	50+
Stoyanovich	2/2	8/8	11/12	7/10	3/5
Baumann	0/0	1/1	0/0	1/1	0/0

DOLPHINS	2/2	9/9	11/12	8/11	3/5
OPPONENTS ..	1/1	9/11	6/7	6/9	1/5

SACKS	1-19	20-29	30-39	40-49	50+
Cross 7.0, Griggs 5.5, Junior 5.0, Klingbeil 5.0, Turner 4.0, B. Cox 2.0, Offerdahl 1.5, Gardner 1.0, H. Green 1.0, Harden 1.0, Odom 1.0, TEAM 1.0.					

DOLPHINS 35.0, OPPONENTS 28.0

USUAL STARTERS	OFFENSE
WR	Mark Duper (16)
LT	Richmond Webb (14)
LG	Keith Sims (12)
C	Jeff Uhlenhake (10)
RG	Harry Galbreath (16)
RT	Mark Dennis (16)
TE	Greg Baty (8)
	Ferrell Edmunds (8)
WR	Mark Clayton (16)
QB	Dan Marino (16)
RB	Mark Higgs (10)
FB	Tony Paige (16)

DEFENSE	
LDE	Alfred Oglesby (8)
	T.J. Turner (8)
NT	Chuck Klingbeil (4)
	Alfred Oglesby (4)
	T.J. Turner (4)
RDE	Jeff Cross (16)
LOLB	David Griggs (16)
LILB	Cliff Odom (15)
RILB	Mike Reichenbach (10)
ROLB	*Bryan Cox (13)
LCB	Vestee Jackson (11)
RCB	J.B. Brown (11)
SS	Bobby Harden (11)
FS	Louis Oliver (16)

boldface indicates Pro Bowl performer
* indicates rookie

1992 FINAL STATISTICS (11-5)

DATE	OPPONENT	SCORE	W/L	ATT.
9/14	at Cleveland	27-23	W	74,765
9/20	L.A. RAMS	26-10	W	55,945
9/27	at Seattle	19-17	W	59,374
10/4	at Buffalo	37-10	W	80,368
10/11	ATLANTA	21-17	W	68,633
10/18	NEW ENGLAND	38-17	W	61,120
10/25	INDIANAPOLIS	20-31	L	61,117
11/1	at N.Y. Jets	14-26	L	69,313
11/8	at Indianapolis	28-0	W	59,892
11/16	BUFFALO	20-26	L	70,629
11/22	HOUSTON	19-16	W	63,597
11/29	at New Orleans	13-24	L	68,591
12/6	at San Francisco	3-27	L	58,474
12/14	L.A. RAIDERS	20-7	W	67,098
12/20	N.Y. JETS	19-17	W	68,275
12/27	at New England	16-13(OT)	W	34,726

TEAM STATISTICS	MIA.	OPP.
TOTAL FIRST DOWNS	316	273
By Rushing	101	92
By Passing	194	168
By Penalty	21	13
Third Down: Made/Att.	78/201	88/217
Fourth Down: Made/Att.	8/16	7/20
TOTAL NET YARDS	5500	4583
Average Per Game	343.8	286.4
Total Plays	998	976
Average Per Play	5.5	4.7
NET YARDS RUSHING	1525	1600
Average Per Game	95.3	100.0
Total Rushes	407	428
NET YARDS PASSING	3975	2983
Average Per Game	248.8	186.4
Tackled/Yards Lost.	28/173	36/283
Gross Yards	4148	3266
Attempts/Completions.	563/332	512/294
Completion Percentage	59.0	57.4
Had Intercepted	17	18
PUNTS/AVERAGE	61/39.7	74/40.1
PENALTIES/YARDS	86/656	89/679
FUMBLES/BALL LOST	31/17	25/14
TOUCHDOWNS	36	32
By Rushing	9	9
By Passing	24	16
By Returns	3	7

Score By Quarters	1	2	3	4	OT	Total
DOLPHINS	75	85	87	90	3	340
OPPONENTS	49	80	71	81	0	281

RUSHING	NO.	YDS.	AVG.	LG	TD
Higgs	256	915	3.6	23	7
Humphrey	102	471	4.6	21	1
Marino	20	66	3.3	12	0
Parmalee	6	38	6.3	20	0
Paige	7	11	1.6	6	1
Mitchell	8	10	1.3	8	0
Craver	3	9	3.0	8	0
Saxon	4	7	1.8	4	0
Martin	1	-2	-2.0	-2	0
DOLPHINS	407	1525	3.7	23	9
OPPONENTS	428	1600	3.7	40	9

RECEIVING	NO.	YDS.	AVG.	LG	TD
Humphrey	54	507	9.4	26	1
K. Jackson	48	594	12.4	42	5
Paige	48	399	8.3	30	1

PASSING	ATT.	COMP.	YDS.	PCT.	TD	INT.	LG	SCK/LST	RATING
Marino	554	330	4116	59.6	24	16	62t	28/173	85.1
Mitchell	8	2	32	25.0	0	1	18	0/0	4.2
Martin	1	0	0	0.0	0	0	0	0/0	39.6
DOLPHINS	563	332	4148	59.0	24	17	62t	28/173	83.6
OPPONENTS	512	294	3266	57.4	16	18	60	36/283	72.3

Duper	44	762	17.3	62t	7
Clayton	43	619	14.4	44t	3
Martin	33	553	16.8	55t	2
Banks	22	319	14.5	39t	3
Higgs	16	142	8.9	21	0
Edmunds	10	91	9.1	15	1
Saxon	5	41	8.2	14	0
Clark	3	59	19.7	45	0
M. Williams	3	43	14.3	18	0
Baty	3	19	6.3	12	1
DOLPHINS	332	4148	12.5	62t	24
OPPONENTS	294	3266	11.1	60	16

INTERCEPTIONS	NO.	YDS.	AVG.	LG	TD
Oliver	5	200	40.0	103t	1
Brown	4	119	29.8	48	1
V. Jackson	3	63	21.0	30t	1
Vincent	2	47	23.5	32	0
J. Williams	2	29	14.5	25	0
Alexander	1	0	0.0	0	0
Cox	1	0	0.0	0	0
DOLPHINS	18	458	25.4	103t	3
OPPONENTS	17	446	26.2	102t	4

PUNTING	NO.	YDS.	AVG.	LG	BK
Roby	35	1443	41.2	60	1
Prokop	24	891	37.1	56	0
Stoyanovich	2	90	45.0	48	0
DOLPHINS	61	2424	39.7	60	0
OPPONENTS	74	2971	40.1	59	1

PUNT RET.	NO.	YDS.	AVG.	LG	TD
Miller	24	175	7.3	19	0
Vincent	5	16	3.2	6	0
Martin	1	0	0.0	0	0
J. Williams	1	0	0.0	0	0
DOLPHINS	31	191	6.2	19	0
OPPONENTS	33	382	11.6	84t	1

KICKOFF RET.	NO.	YDS.	AVG.	LG	TD
M. Williams	19	328	17.3	28	0
Parmalee	14	289	20.6	32	0
Craver	8	174	21.8	44	0
Paige	2	29	14.5	19	0
Humphrey	1	18	18.0	18	0
DOLPHINS	44	838	19.0	44	0
OPPONENTS	65	1380	21.2	82	0

SCORING	Ru	Pa	Rt	PAT	FG	S	TP
Stoyanovich	0	0	0	34/36	30/37	0	124
Duper	0	7	0	0	0	0	42
Higgs	7	0	0	0	0	0	42
K. Jackson	0	5	0	0	0	0	30
Banks	0	3	0	0	0	0	18
Clayton	0	3	0	0	0	0	18
Humphrey	1	1	0	0	0	0	12
Martin	0	2	0	0	0	0	12
Paige	1	1	0	0	0	0	12
Baty	0	1	0	0	0	0	6
Brown	0	0	1	0	0	0	6
Edmunds	0	1	0	0	0	0	6
V. Jackson	0	0	1	0	0	0	6
Oliver	0	0	1	0	0	0	6
DOLPHINS	9	24	3	34/36	30/37	0	340
OPPONENTS	9	16	7	30/32	19/26	1	281

FIELD GOALS	1-19	20-29	30-39	40-49	50+
Stoyanovich	0/0	9/9	14/16	4/4	3/8
DOLPHINS	0/0	9/9	14/16	4/4	3/8
OPPONENTS	2/2	8/8	4/5	3/8	2/3

SACKS	1-19	20-29	30-39	40-49	50+
Cox	14.0	Coleman	6.0	Cross	5.0
Hobley	2.0	Offerdahl	1.5	Webster	1.5
Braggs	1.0	Hollier	1.0	Klingbeil	1.0
DOLPHINS	36.0	OPPONENTS	28.0		

USUAL STARTERS	OFFENSE
WR	Mark Duper (16)
LT	Richmond Webb (16)
LG	Keith Sims (16)
C	Jeff Uhlenhake (13)
RG	Harry Galbreath (16)
RT	Jeff Dellenbach (8)
TE	Mark Dennis (8)
WR	Keith Jackson (11)
QB	Mark Clayton (13)
RB	Dan Marino (16)
RB	Mark Higgs (15)
FB	Tony Paige (16)

DEFENSE	
LDE	Jeff Cross (7)
	David Griggs (4)
	T.J. Turner (4)
NT	Chuck Klingbeil (13)
RDE	Jeff Cross (7)
	*Marco Coleman (7)
LOLB	*Marco Coleman (7)
	David Griggs (4)
LILB	John Grimsley (11)
RILB	John Offerdahl (8)
	*Dwight Hollier (4)
ROLB	Bryan Cox (16)
LCB	*Troy Vincent (11)
RCB	J.B. Brown (14)
SS	Jarvis Williams (10)
FS	Louis Oliver (16)

boldface indicates Pro Bowl performer
* indicates rookie

1993 FINAL STATISTICS (9-7)

DATE	OPPONENT	SCORE	W/L	ATT.
9/5	at Indianapolis	24-20	W	51,858
9/12	N.Y. JETS	14-24	L	70,314
9/26	at Buffalo	22-13	W	79,635
10/4	WASHINGTON	17-10	W	68,568
10/10	at Cleveland	24-14	W	78,138
10/24	INDIANAPOLIS	41-27	W	57,301
10/31	KANSAS CITY	30-10	W	67,765
11/7	at N.Y. Jets	10-27	L	71,306
11/14	at Philadelphia	19-14	W	64,213
11/21	NEW ENGLAND	17-13	W	59,982
11/25	at Dallas	16-14	W	60,198
12/5	N.Y. GIANTS	14-19	L	72,161
12/13	PITTSBURGH	20-21	L	70,232
12/19	BUFFALO	34-47	L	71,597
12/27	at San Diego	20-45	L	60,311
1/2	at New England	27-33(OT)	L	53,883

TEAM STATISTICS	MIA.	OPP.
TOTAL FIRST DOWNS	309	332
By Rushing	85	103
By Passing	207	205
By Penalty	17	24
Third Down: Made/Att.	100/218	103/229
Fourth Down: Made/Att.	8/17	3/10
TOTAL NET YARDS	5812	5150
Average Per Game	363.3	321.9
Total Plays	1030	1061
Average Per Play	5.6	4.9
NET YARDS RUSHING	1459	1665
Average Per Game	91.2	104.1
Total Rushes	419	460
NET YARDS PASSING	4353	3485
Average Per Game	272.1	217.8
Tackled/Yards Lost.	30/211	29/197
Gross Yards	4564	3682
Attempts/Completions	581/342	572/350
Completion Percentage	58.9	61.2
Had Intercepted	18	13
PUNTS/AVERAGE	58/39.7	76/41.3
PENALTIES/YARDS	81/663	92/650
FOUMBLES/BALL LOST	32/16	30/14
TOUCHDOWNS	40	43
By Rushing	10	12
By Passing	27	26
By Returns	3	5

Score By Quarters	1	2	3	4	OT	Total
DOLPHINS	100	76	85	88	0	349
OPPONENTS	56	126	71	92	6	351

RUSHING	NO.	YDS.	AVG.	LG	TD
Higgs	186	693	3.7	31	3
Kirby	119	390	3.3	20	3
Byars	64	269	4.2	77	3
Mitchell	21	89	4.2	32	0
Parmalee	4	16	4.0	12	0
Saxon	5	13	2.6	9	0
Martin	1	6	6.0	6	0
Pederson	2	-1	-0.5	0	0
DeBerg	4	-4	-1.0	-1	0
Fryar	3	-4	-1.3	2	0
Marino	9	-4	-0.4	4	1
McDuffie	1	-4	-4.0	-4	0
DOLPHINS	419	1459	3.5	77	10
OPPONENTS	460	1665	3.6	65	12

RECEIVING	NO.	YDS.	AVG.	LG	TD
Kirby	75	874	11.7	47	3
Fryar	64	1010	15.8	65	5
Byars	61	613	10.0	27	3
Ingram	44	707	16.1	77	6
K. Jackson	39	613	15.7	57	6
Martin	20	347	17.4	80	3
McDuffie	19	197	10.4	18	0
Higgs	10	72	7.2	15	0
Baty	5	78	15.6	32	1
Miller	2	15	7.5	8	0
Banks	1	26	26.0	26	0
M. Williams	1	11	11.0	11	0
Parmalee	1	1	1.0	1	0

DOLPHINS	342	4564	13.3	80	27
OPPONENTS	350	3682	10.5	54	26

INTERCEPTIONS	NO.	YDS.	AVG.	LG	TD
Brown	5	43	8.6	29	0
Oliver	2	60	30.0	56	1
Vincent	2	29	14.5	23	0
Green	2	0	0.0	0	0
Cox	1	26	26.0	26	0
Hobley	1	17	17.0	17	0
DOLPHINS	13	175	13.5	56	1
OPPONENTS	18	329	18.3	97	2

PUNTING	NO.	YDS.	AVG.	LG	BK
Hatcher	58	2304	39.7	56	0
DOLPHINS	58	2304	39.7	56	0
OPPONENTS	76	3135	41.3	60	1

PUNT RET.	NO.	YDS.	AVG.	LG	TD
McDuffie	28	317	11.3	72	2
Vincent	0	9	-	9	0
DOLPHINS	28	326	11.6	72	2
OPPONENTS	32	359	11.2	64	1

KICKOFF RET.	NO.	YDS.	AVG.	LG	TD
McDuffie	32	755	23.6	48	0
M. Williams	8	180	22.5	39	0
Kirby	4	85	21.3	26	0
Miller	2	22	11.0	16	0
Fryar	1	10	10.0	10	0
Baty	1	7	7.0	7	0
Saxon	1	7	7.0	7	0
Vincent	0	2	-	2	0
DOLPHINS	49	1068	21.8	48	0
OPPONENTS	62	1239	20.0	40	0

SCORING	Ru	Pa	Rt	PAT	FG	S	TP
Stoyanovich	0	0	0	37/37	24/32	0	109
Byars	3	3	0	0	0	0	36
Ingram	0	6	0	0	0	0	36
K. Jackson	0	6	0	0	0	0	36
Kirby	3	3	0	0	0	0	36
Fryar	0	5	0	0	0	0	30
Higgs	3	0	0	0	0	0	18
Martin	0	3	0	0	0	0	18
McDuffie	0	0	2	0	0	0	12
Baty	0	1	0	0	0	0	6
Marino	1	0	0	0	0	0	6
Oliver	0	0	1	0	0	0	6
DOLPHINS	10	27	3	37/40	24/32	0	349
OPPONENTS	12	26	5	40/42	17/27	1	351

FIELD GOALS	1-19	20-29	30-39	40-49	50+
Stoyanovich	2/2	9/10	7/11	4/7	2/2
DOLPHINS	2/2	9/10	7/11	4/7	2/2
OPPONENTS	0/0	3/4	8/11	5/10	1/2

SACKS	Cross	10.5	Coleman	5.5	Cox	5.0	Hunter	3.0
	Veasey	2.0	Klingbeil	1.5	Alexander	1.0	Griggs	0.5
DOLPHINS	29.0	OPPONENTS	30.0					

USUAL STARTERS	OFFENSE
WR	Irving Fryar (16)
LT	Richmond Webb (16)
LG	Keith Sims (16)
C	Jeff Dellenbach (11)
RG	Bert Weidner (11)
RT	Ron Heller (16)
TE	Keith Jackson (15)
WR	Mark Ingram (16)
QB	Scott Mitchell (7)
	Dan Marino (5)
	Steve DeBerg (4)
RB	Mark Higgs (8)
	*Terry Kirby (8)
FB	Keith Byars (16)

DEFENSE	
LDE	Jeff Cross (16)
DT	Larry Webster (9)
	Mike Golic (7)
NT	Chuck Klingbeil (16)
RDE	Marco Coleman (15)
LLB	John Grimsley (9)
	Dwight Hollier (4)
MLB	John Offerdahl (8)
	Dwight Hollier (6)
RLB	Bryan Cox (15)
LCB	Troy Vincent (13)
RCB	J.B. Brown (16)
SS	Jarvis Williams (14)
FS	Louis Oliver (11)

boldface indicates Pro Bowl performer
* indicates rookie

PASSING	ATT.	COMP.	YDS.	PCT.	TD	INT.	LG	SCK/LST	RATING
Mitchell	233	133	1773	57.1	12	8	77	7/49	84.2
DeBerg	188	113	1521	60.1	6	7	47	15/116	81.0
Marino	150	91	1218	60.7	8	3	80	7/42	95.9
Pederson	8	4	41	50.0	0	0	12	1/4	65.1
Byars	2	1	11	50.0	1	0	11	0/0	106.3
DOLPHINS	581	342	4564	58.9	27	18	80	30/211	86.4
OPPONENTS	572	350	3682	61.2	26	13	54	29/197	85.6

1994 FINAL STATISTICS (10-6)

DATE	OPPONENT	SCORE	W/L	ATT.
9/4	NEW ENGLAND	39-35	W	71,023
9/11	at Green Bay	24-14	W	55,011
9/18	N.Y. JETS	28-14	W	68,977
9/25	at Minnesota	35-38	L	64,035
10/2	at Cincinnati	23-7	W	55,056
10/9	at Buffalo	11-21	L	79,491
10/16	L.A. RAIDERS	20-17(OT)	W	70,112
10/30	at New England	23-3	W	59,167
11/6	INDIANAPOLIS	22-21	W	71,158
11/13	CHICAGO	14-17	L	64,871
11/20	at Pittsburgh	13-16(OT)	L	59,148
11/27	at N.Y. Jets	28-24	W	75,606
12/4	BUFFALO	31-42	L	69,358
12/12	KANSAS CITY	45-28	W	71,578
12/18	at Indianapolis	6-10	L	58,867
12/25	DETROIT	27-20	W	70,980

TEAM STATISTICS	MIA.	OPP.
TOTAL FIRST DOWNS	344	305
By Rushing	109	85
By Passing	220	195
By Penalty	15	25
Third Down: Made/Att.	101/219	76/197
Fourth Down: Made/Att.	17/25	8/22
TOTAL NET YARDS	6078	5224
Average Per Game	379.9	326.5
Total Plays	1078	1000
Average Per Play	5.6	5.2
NET YARDS RUSHING	1658	1430
Average Per Game	103.6	89.4
Total Rushes	433	394
NET YARDS PASSING	4420	3794
Average Per Game	276.3	237.1
Tackled/Yards Lost.	18/113	29/160
Gross Yards	4533	3954
Attempts/Completions.	627/392	577/334
Completion Percentage.	62.5	57.9
Had Intercepted	18	23
PUNTS/AVERAGE	60/40.2	68/41.7
PENALTIES/YARDS	92/747	82/653
FUMBLES/BALL LOST	28/14	29/9
TOUCHDOWNS	45	42
By Rushing	13	14
By Passing	31	23
By Returns	1	5

Score By Quarters	1	2	3	4	OT	Total
DOLPHINS	22	135	105	124	3	389
OPPONENTS	85	52	87	100	3	327

RUSHING	NO.	YDS.	AVG.	LG	TD
Parmalee	216	868	4.0	47t	6
Spikes	70	312	4.5	40	2
Kirby	60	233	3.9	30	2
Higgs	19	68	3.6	21	0
Byars	19	64	3.4	12	2
Craver	6	43	7.2	19	0
McDuffie	5	32	6.4	12	0
Kosar	1	17	17.0	17	0
Saxon	8	16	2.0	7	0
Gary	7	11	1.6	4	0
Marino	22	-6	-0.3	10	1
DOLPHINS	433	1658	3.8	47t	13
OPPONENTS	394	1430	3.6	45t	14

RECEIVING	NO.	YDS.	AVG.	LG	TD
Fryar	73	1270	17.4	54t	7
K. Jackson	59	673	11.4	35	7

PASSING	ATT.	COMP.	YDS.	PCT.	TD	INT.	LG	SCK/LST	RATING
Marino	615	385	4453	62.6	30	17	64t	18/113	89.2
Kosar	12	7	80	58.3	1	1	22	0/0	71.5
DOLPHINS	627	392	4533	62.5	31	18	64t	18/113	88.8
OPPONENTS	577	334	3954	57.9	23	23	83t	29/160	75.6

Byars	49	418	8.5	34	5
Ingram	44	506	11.5	64t	6
McDuffie	37	488	13.2	30	3
Parmalee	34	249	7.3	22	1
Saxon	27	151	5.6	25	0
Craver	24	237	9.9	28	0
M. Williams	15	221	14.7	29	0
Kirby	14	154	11.0	26	0
Miller	6	94	15.7	27	1
Spikes	4	16	4.0	9	0
R. Williams	2	26	13.0	17	0
Gary	2	19	9.5	11	0
Baty	2	11	5.5	8	1
DOLPHINS	392	4533	11.6	64t	31
OPPONENTS	334	3954	11.8	83t	23

INTERCEPTIONS	NO.	YDS.	AVG.	LG	TD
Vincent	5	113	22.6	58t	1
Brown	3	82	27.3	38	0
Atkins	3	24	8.0	18	0
Stewart	3	11	3.7	11	0
Braxton	2	3	1.5	3	0
Beavers	2	0	0.0	0	0
Hollier	1	36	36.0	36	0
Veasey	1	7	7.0	7	0
Cross	1	0	0.0	0	0
Malone	1	0	0.0	0	0
Oliver	1	0	0.0	0	0
DOLPHINS	23	276	12.0	76t	1
OPPONENTS	18	190	10.6	28t	1

PUNTING	NO.	YDS.	AVG.	LG	BK
Arnold	46	1810	39.3	53	0
Kidd	14	602	43.0	58	0
DOLPHINS	60	2412	40.2	58	0
OPPONENTS	68	2834	41.7	64	0

PUNT RET.	NO.	YDS.	AVG.	LG	TD
McDuffie	32	228	7.1	26	0
Miller	1	13	13.0	13	0
DOLPHINS	33	241	7.3	26	0
OPPONENTS	32	324	10.1	75t	1

KICKOFF RET.	NO.	YDS.	AVG.	LG	TD
McDuffie	36	767	21.3	46	0
Spikes	19	434	22.8	34	0
R. Williams	2	25	12.5	15	0
M. Williams	2	9	4.5	9	0
Parmalee	2	0	0.0	0	0
Braxton	1	34	34.0	34	0
Miller	1	13	13.0	13	0
Saxon	1	12	12.0	12	0
Baty	1	0	0.0	0	0
Ingram	1	0	0.0	0	0
DOLPHINS	66	1294	19.6	46	0
OPPONENTS	74	1549	20.9	93t	2

SCORING	Ru	Pa	Rt	PAT	FG	S	2 P
Stoyanovich	0	0	0	35/35	24/31	0	0 107
Fryar	0	7	0	0	0	0	2 46
K. Jackson	0	7	0	0	0	0	1 44
Parmalee	6	1	0	0	0	0	1 44
Byars	2	5	0	0	0	0	0 42
Ingram	0	6	0	0	0	0	0 36
McDuffie	0	3	0	0	0	0	0 18
Kirby	2	0	0	0	0	0	1 14
Spikes	2	0	0	0	0	0	0 12
Baty	0	1	0	0	0	0	0 6

Marino	1	0	0	0	0	0	0	6
Miller	0	1	0	0	0	0	0	6
Vincent	0	0	1	0	0	0	0	6
Craver	0	0	0	0	0	0	1	2

DOLPHINS	13	31	1	35/35	24/31	0	5	389
OPPONENTS	14	23	5	40/40	11/18	0	1	351

FIELD GOALS	1-19	20-29	30-39	40-49	50+
Stoyanovich	1/1	8/8	6/10	8/10	1/2
DOLPHINS	1/1	8/8	6/10	8/10	1/2
OPPONENTS	3/3	1/1	3/4	4/8	0/2

TWO-POINT CONVERSIONS
Fryar 2, Craver 1, K. Jackson 1, Kirby 1, Parmalee 1

DOLPHINS 6-10, OPPONENTS 1-2
SACKS
Cross 9.5, Coleman 6.0, Bowers 3.0, Cox 3.0, Veasey 2.5, Singleton 2.0, Atkins 1.0, Smith 1.0, TEAM 1.0.

DOLPHINS 29.0, OPPONENTS 18.0

USUAL STARTERS	
OFFENSE	
WR	Irving Fryar (16)
LT	Richmond Webb (16)
LG	Keith Sims (16)
C	Jeff Dellenbach (16)
RG	Bert Weidner (14)
RT	Ron Heller (16)
TE	Keith Jackson (16)
WR	Mark Ingram (13)
QB	Dan Marino (16)
RB	Bernie Parmalee (10)
FB	Keith Byars (9)
	James Saxon (7)

DEFENSE	
LDE	Jeff Cross (10)
DT	*Tim Bowers (15)
NT	Chuck Klingbeil (15)
RDE	Marco Coleman (16)
LLB	Chris Singleton (11)
MLB	Bryan Cox (15)
RLB	Dwight Hollier (6)
	*Aubrey Beavers (6)
LCB	Troy Vincent (12)
RCB	J.B. Brown (16)
SS	Michael Stewart (16)
FS	Gene Atkins (15)

boldface indicates Pro Bowl performer
* indicates rookie

1995 FINAL STATISTICS (9-7)

DATE	OPPONENT	SCORE	W/L	ATT.
9/3	N.Y. JETS	52-14	W	71,317
9/10	at New England	20-3	W	60,239
9/18	PITTSBURGH	23-10	W	72,874
10/1	at Cincinnati	26-23	W	52,671
10/8	INDIANAPOLIS	24-27(OT)	L	68,471
10/15	at New Orleans	30-33	L	55,628
10/22	at N.Y. Jets	16-17	L	67,228
10/29	BUFFALO	23-6	W	71,060
11/5	at San Diego	24-14	W	61,996
11/12	NEW ENGLAND	17-34	L	70,399
11/20	SAN FRANCISCO	20-44	L	73,080
11/26	at Indianapolis	28-36	L	60,414
12/3	ATLANTA	21-20	W	63,395
12/11	KANSAS CITY	13-6	W	70,321
12/17	at Buffalo	20-23	L	79,531
12/24	at St. Louis	41-22	W	63,876

TEAM STATISTICS	MIA.	OPP.
TOTAL FIRST DOWNS	345	309
By Rushing	98	93
By Passing	225	192
By Penalty	22	24
Third Down: Made/Att.	96/209	68/199
Fourth Down: Made/Att.	10/13	15/32
TOTAL NET YARDS	5716	5244
Average Per Game	357.3	327.8
Total Plays	1034	1000
Average Per Play	5.5	5.2
NET YARDS RUSHING	1506	1675
Average Per Game	94.1	104.7
Total Rushes	413	415
NET YARDS PASSING	4210	3569
Average Per Game	263.1	223.1
Tackled/Yards Lost.	29/188	29/187
Gross Yards	4398	3756
Attempts/Completions.	592/384	556/327
Completion Percentage	64.9	58.8
Had Intercepted	20	14
PUNTS/AVERAGE	57/42.7	59/41.0
PENALTIES/YARDS	110/907	82/739
FUMBLES/BALL LOST	24/12	30/16
TOUCHDOWNS	46	38
By Rushing	16	7
By Passing	28	30
By Returns	2	1

Score By Quarters	1	2	3	4	OT	Total
DOLPHINS	62	137	93	106	0	398
OPPONENTS	44	105	95	85	3	332

RUSHING	NO.	YDS.	AVG.	LG	TD
Parmalee	236	878	3.7	40	9
Kirby	108	414	3.8	38	4
Spikes	32	126	3.9	17	1
Byars	15	44	2.9	15	1
Kosar	7	19	2.7	14	1
Marino	11	14	1.3	12	0
McDuffie	3	6	2.0	11	0
Wilson	1	5	5.0	5	0
DOLPHINS	413	1506	3.6	40	16
OPPONENTS	415	1675	4.0	44	7

RECEIVING	NO.	YDS.	AVG.	LG	TD
Kirby	66	618	9.4	46	3
Fryar	62	910	14.7	67	8
McDuffie	62	819	13.2	48	8

PASSING	ATT.	COMP.	YDS.	PCT.	TD	INT.	LG	SCK/LST	RATING
Marino	482	309	3668	64.1	24	15	67	22/153	90.8
Kosar	108	74	699	68.5	3	5	31	6/28	76.1
Kirby	1	1	31	100.0	1	0	31	0/0	158.3
McGwire	1	0	0	0.0	0	0	0	1/7	39.6
DOLPHINS	592	384	4398	64.9	28	20	67	29/188	88.8
OPPONENTS	556	327	3756	58.8	30	14	50	29/187	86.7

Byars	51	362	7.1	26	2
Green	43	499	11.6	31	3
Parmalee	39	345	8.8	35	1
Clark	37	525	14.2	42	2
R. Hill	12	260	21.7	58	0
Spikes	5	18	3.6	13	1
R. Williams	3	28	9.3	13	0
M. Williams	2	17	8.5	15	0
Wilson	1	3	3.0	3	0
Marino	1	-6	-6.0	-6	0
DOLPHINS	384	4398	11.5	67	28
OPPONENTS	327	3756	11.5	50	30

INTERCEPTIONS	NO.	YDS.	AVG.	LG	TD
Vincent	5	95	19.0	69	1
Brown	2	20	10.0	20	0
Jackson	1	23	23.0	23	0
Cox	1	12	12.0	12	0
Beavers	1	8	8.0	8	0
Singleton	1	3	3.0	3	0
Atkins	1	0	0.0	0	0
Buckley	1	0	0.0	0	0
Stewart	1	0	0.0	0	0
DOLPHINS	14	161	11.5	69	1
OPPONENTS	20	210	10.5	45	0

PUNTING	NO.	YDS.	AVG.	LG	BK
Kidd	57	2433	42.7	56	0
DOLPHINS	57	2433	42.7	56	0
OPPONENTS	59	2420	41.0	61	0

PUNT RET.	NO.	YDS.	AVG.	LG	TD
McDuffie	24	163	6.8	24	0
DOLPHINS	24	163	6.8	24	0
OPPONENTS	35	265	7.6	27	0

KICKOFF RET.	NO.	YDS.	AVG.	LG	TD
McDuffie	23	564	24.5	47	0
Spikes	18	378	21.0	55	0
R. Hill	12	287	23.9	33	0
R. Williams	2	20	10.0	12	0
S. Hill	1	38	38.0	38	0
Dar Dar	1	22	22.0	22	0
Buckley	1	16	16.0	16	0
Milner	1	13	13.0	13	0
DOLPHINS	59	1338	22.7	55	0
OPPONENTS	85	1782	21.0	62	0

SCORING	Ru	Pa	Rt	PAT	FG	S	2	TP
Stoyanovich	0	0	0	37/37	27/34	0	0	118
Parmalee	9	1	0	0	0	0	0	60
McDuffie	0	8	0	0	0	0	1	50
Fryar	0	8	0	0	0	0	0	48
Kirby	4	3	0	0	0	0	0	42
Green	0	3	0	0	0	0	1	20
Byars	1	2	0	0	0	0	0	18
Clark	0	2	0	0	0	0	0	12
Spikes	1	1	0	0	0	0	0	12
Johnson	0	0	1	0	0	0	0	6
Kosar	1	0	0	0	0	0	0	6
Vincent	0	0	1	0	0	0	0	6
DOLPHINS	16	28	2	37/37	27/34	0	2	398
OPPONENTS	7	30	1	31/33	23/31	1	1	332

FIELD GOALS	1-19	20-29	30-39	40-49	50+
Stoyanovich	1/1	7/9	11/12	6/7	2/5
DOLPHINS	1/1	7/9	11/12	6/7	2/5
OPPONENTS	0/1	10/11	8/9	3/6	2/4

TWO-POINT CONVERSIONS
Green 1, McDuffie 1
DOLPHINS 2-9, OPPONENTS 1-5

SACKS
Cox 7.5, Coleman 6.5, Cross 6.0, T. Armstrong 4.5, Bowens 2.0, Ertman 1.0, Singleton 1.0, Fox 0.5
DOLPHINS 29.0, OPPONENTS 29.0

USUAL STARTERS	
OFFENSE	
WR	Irving Fryar (16)
LT	Richmond Webb (16)
LG	Keith Sims (16)
C	Tim Ruddy (16)
RG	Chris Gray (10)
RT	*Billy Milner (9)
	Ron Heller (7)
TE	Eric Green (14)
WR	O.J. McDuffie (16)
QB	Dan Marino (14)
RB	Bernie Parmalee (12)
FB	Keith Byars (16)

DEFENSE	
LDE	Jeff Cross (16)
DT	Tim Bowens (16)
NT	Chuck Klingbell (15)
RDE	Marco Coleman (16)
LLB	Chris Singleton (15)
MLB	Bryan Cox (16)
RLB	Dwight Hollier (14)
LCB	Troy Vincent (16)
RCB	J.B. Brown (12)
SS	Michael Stewart (16)
FS	Gene Atkins (11)

boldface indicates Pro Bowl performer
 * indicates rookie

1996 FINAL STATISTICS (8-8)

DATE	OPPONENT	SCORE	W/L	ATT.
9/1	NEW ENGLAND	24-10	W	71,542
9/8	at Arizona	38-10	W	55,444
9/15	N.Y. JETS	36-27	W	68,137
9/23	at Indianapolis	6-10	L	60,891
10/6	SEATTLE	15-22	L	59,939
10/13	at Buffalo	21-7	W	79,642
10/20	at Philadelphia	28-35	L	66,240
10/27	DALLAS	10-29	L	75,283
11/3	at New England	23-42	L	58,942
11/10	INDIANAPOLIS	37-13	W	66,623
11/17	at Houston	23-20	W	47,358
11/25	PITTSBURGH	17-24	L	73,489
12/1	at Oakland	7-17	L	50,591
12/8	N.Y. GIANTS	7-17	L	63,889
12/16	BUFFALO	16-14	W	67,016
12/22	at N.Y. Jets	31-28	W	47,271

TEAM STATISTICS	MIA.	OPP.
TOTAL FIRST DOWNS	294	306
By Rushing	92	91
By Passing	173	191
By Penalty	29	24
Third Down: Made/Att.	89/221	65/193
Fourth Down: Made/Att.	8/19	11/24
TOTAL NET YARDS	5165	5191
Average Per Game	322.8	324.4
Total Plays	1000	987
NET YARDS RUSHING	1622	1536
Average Per Game	101.4	96.0
Total Rushes	460	411
NET YARDS PASSING	3543	3655
Average Per Game	221.4	228.4
Tackled/Yards Lost	36/240	37/233
Gross Yards	3783	3888
Attempts/Completions	504/300	539/337
Completion Percentage	59.5	62.5
Had Intercepted	11	20
PUNTS/AVERAGE	78/46.3	75/43.8
PENALTIES/YARDS	111/852	98/786
FUMBLES/BALL LOST	31/13	29/16
TOUCHDOWNS	41	41
By Rushing	14	10
By Passing	22	29
By Returns	5	2

Score By Quarters	1	2	3	4	OT	Total
DOLPHINS	57	120	84	78	0	339
OPPONENTS	72	89	71	93	0	325

RUSHING	NO.	YDS.	AVG.	LG	TD
Abdul-Jabbar	307	1116	3.6	29	11
Spikes	87	316	3.6	49	3
Parmalee	25	80	3.2	17	0
McPhail	6	28	4.7	10	0
Pritchett	7	27	3.9	16	0
Izzo	1	26	26.0	26	0
Erickson	11	16	1.5	12	0
McDuffie	2	7	3.5	7	0
Kosar	1	6	6.0	6	0
Kidd	1	3	3.0	3	0
R. Wilson	1	0	0.0	0	0
Marino	11	-3	-0.3	7	0
DOLPHINS	460	1622	3.5	49	14
OPPONENTS	411	1536	3.7	49	10

RECEIVING	NO.	YDS.	AVG.	LG	TD
McDuffie	74	918	12.4	36	8
Barnett	36	562	15.6	66	3
Pritchett	33	354	10.7	74	2
Drayton	26	320	12.3	51	0
Abdul-Jabbar	23	139	6.0	23	0
R. Hill	21	409	19.5	61	4
Parmalee	21	189	9.0	17	0
McPhail	20	282	14.1	52	0
L. Thomas	10	166	16.6	34	1
Miller	9	116	12.9	22	0
Spikes	8	81	10.1	19	1
Jordan	7	152	21.7	43	0
Byars	5	40	8.0	16	0
Carolan	4	48	12.0	21	1
R. Wilson	2	5	2.5	3	1
Wainright	1	2	2.0	2	1

DOLPHINS	300	3783	12.6	74	22
OPPONENTS	337	3888	11.5	84	29

INTERCEPTIONS	NO.	YDS.	AVG.	LG	TD
Buckley	6	164	27.3	91	1
Oliver	3	110	36.7	60	0
Jackson	3	82	27.3	61	1
Z. Thomas	3	64	21.3	27	1
Wooden	2	15	7.5	15	0
J.B. Brown	1	29	29.0	29	0
Hollier	1	11	11.0	11	0
S. Hill	1	0	0.0	0	0

DOLPHINS	20	475	23.8	91	3
OPPONENTS	11	256	23.3	100	1

PUNTING	NO.	YDS.	AVG.	LG	BK
Kidd	78	3611	46.3	63	0
DOLPHINS	78	3611	46.3	63	0
OPPONENTS	75	3283	43.8	80	2

PUNT RET.	NO.	YDS.	AVG.	LG	TD
McDuffie	22	212	9.6	19	0
Buckley	3	24	8.0	13	0
Miller	1	15	15.0	15	0
DOLPHINS	26	251	9.7	19	0
OPPONENTS	48	368	7.7	26	0

KICKOFF RET.	NO.	YDS.	AVG.	LG	TD
Spikes	28	681	24.3	59	0
McPhail	15	335	22.3	40	0
Dar Dar	7	132	18.9	25	0
Jordan	4	81	20.3	22	0
R. Hill	2	4	2.0	4	0
Buckley	1	48	48.0	48	0
Z. Thomas	1	17	17.0	17	0
R. Wilson	1	12	12.0	12	0
Wainright	1	10	10.0	10	0
DOLPHINS	60	1320	22.0	59	0
OPPONENTS	48	1058	22.0	54	0

SCORING	Ru	Pa	Rt	PAT	FG	S	2	TP
Nedney	0	0	0	36/36	18/29	0	0	89
Abdul-Jabbar	11	0	0	0	0	0	0	66
McDuffie	0	8	0	0	0	0	0	48
R. Hill	0	4	0	0	0	0	0	24
Spikes	3	1	0	0	0	0	0	24
Barnett	0	3	0	0	0	0	0	18
Pritchett	0	2	0	0	0	0	0	12
Buckley	0	0	1	0	0	0	0	6

Carolan	0	1	0	0	0	0	0	6
S. Hill	0	0	1	0	0	0	0	6
Jackson	0	0	1	0	0	0	0	6
Miller	0	0	1	0	0	0	0	6
L. Thomas	0	1	0	0	0	0	0	6
Z. Thomas	0	0	1	0	0	0	0	6
Wainright	0	1	0	0	0	0	0	6
R. Wilson	0	1	0	0	0	0	0	6
Drayton	0	0	0	0	0	0	1	2

DOLPHINS	14	22	5	35/36	18/29	1	1	339
OPPONENTS	10	29	2	38/39	13/17	0	1	325

FIELD GOALS	1-19	20-29	30-39	40-49	50+
Nedney	1/1	7/7	7/11	3/8	0/2
DOLPHINS	1/1	7/7	7/11	3/8	0/2
OPPONENTS	1/1	5/6	5/5	2/5	0/0

TWO-POINT CONVERSIONS	DRAYTON	OPPONENTS
DRAYTON	1	1
DOLPHINS 1-5, OPPONENTS 1-2		

SACKS	ARMSTRONG	STUBBS	BOWENS	BURTON	EMTMAN	Z. THOMAS	JACKSON	BAILEY	GARDNER	HOLLIER	HOELLER	1.0	HOELLER	1.0	HAND	0.5
DOLPHINS 37.0, OPPONENTS 36.0																

USUAL STARTERS	OFFENSE
WR	Fred Barnett (7)
	Randal Hill (5)
	Lamar Thomas (3)
LT	Richmond Webb (16)
LG	Keith Sims (15)
C	Tim Ruddy (16)
RG	Chris Gray (11)
RT	James Brown (16)
TE	Troy Drayton (10)
WR	O.J. McDuffie (16)
QB	Dan Marino (13)
RB	*Karim Abdul-Jabbar (14)
FB	*Stanley Pritchett (16)

DEFENSE	LDE	LD	RDT	ROD	LLB	MLB	RLB	LCB	RCB	SS	FS
	Trace Armstrong (9)										
	*Shane Burton (6)										
	*Daryl Gardner (12)										
	Tim Bowens (16)										
	Daniel Stubbs (14)										
	Dwight Hollier (15)										
	*Zach Thomas (16)										
	Chris Singleton (13)										
	Terrell Buckley (16)										
	Calvin Jackson (15)										
	Louis Oliver (12)										
	*Shawn Wooden (7)										
	Gene Atkins (5)										
	Sean Hill (4)										

boldface indicates Pro Bowl performer
* indicates rookie

PASSING	ATT.	COMP.	YDS.	PCT.	TD	INT.	LG	SCK/LST	RATING
Marino	373	221	2795	59.2	17	9	74t	18/131	87.8
Erickson	99	55	780	55.6	4	2	61	11/72	86.3
Kosar	32	24	208	75.0	1	0	20	6/34	102.1
Abdul-Jabbar	0	0	0	0.0	0	0	0	1/3	0.0
DOLPHINS	504	300	3783	59.5	22	11	74t	36/240	88.4
OPPONENTS	539	337	3888	62.5	29	20	84t	37/233	86.7

1997 FINAL STATISTICS (9-7)

DATE	OPPONENT	SCORE	W/L	ATT.
8/31	INDIANAPOLIS	16-10	W	70,813
9/7	TENNESSEE	16-13(OT)	W	64,439
9/14	at Green Bay	18-23	L	60,075
9/21	at Tampa Bay	21-31	L	73,314
10/5	KANSAS CITY	17-14	W	71,794
10/12	at N.Y. Jets	31-20	W	75,601
10/19	at Baltimore	24-13	W	64,354
10/27	CHICAGO	33-36(OT)	L	73,156
11/2	at Buffalo	6-9	L	78,011
11/9	N.Y. JETS	24-17	W	73,809
11/17	BUFFALO	30-13	W	74,155
11/23	at New England	24-27	L	59,002
11/30	at Oakland	34-16	W	50,569
12/7	DETROIT	33-30	W	72,266
12/14	at Indianapolis	0-41	L	61,282
12/22	NEW ENGLAND	12-14	L	74,379

TEAM STATISTICS	MIA.	OPP.
TOTAL FIRST DOWNS	311	299
By Rushing	87	106
By Passing	199	176
By Penalty	25	17
Third Down: Made/Att.	82/217	92/215
Third Down Efficiency	37.8	42.8
Fourth Down: Made/Att.	13/23	7/18
TOTAL NET YARDS	5135	5364
Average Per Game	320.9	335.3
Total Plays	1028	1004
NET YARDS RUSHING	1343	1813
Average Per Game	83.9	113.3
Total Rushes	430	443
NET YARDS PASSING	3792	3551
Average Per Game	237.0	221.9
Tackled/Yards Lost	22/153	31/231
Gross Yards	3945	3782
Attempts/Completions	576/332	530/329
Completion Percentage	57.6	62.1
Had Intercepted	12	10
PUNTS/AVERAGE	68/43.6	63/42.5
PENALTIES/YARDS	93/783	92/892
FUMBLES/BALL LOST	22/8	31/17
TOUCHDOWNS	37	36
By Rushing	18	9
By Passing	16	23
By Returns	3	4

Score By Quarters	1	2	3	4	OT	Total
DOLPHINS	67	103	49	117	3	339
OPPONENTS	43	135	51	95	3	327

RUSHING	NO.	YDS.	AVG.	LG	TD
Abdul-Jabbar...	283	892	3.2	22	15
Spikes	63	180	2.9	14	2
McPhail	17	146	8.6	71	1
Parmalee	18	59	3.3	12	0
Phillips	18	44	2.4	8	0
Jordan	3	12	4.0	16	0
Erickson	4	8	2.0	4	0
Pritchett	3	7	2.3	4	0
Kidd	1	4	4.0	4	0
Nealy	1	3	3.0	3	0
Potts	1	3	3.0	3	0
Marino	18	-14	-0.8	1	0
DOLPHINS	430	1343	3.1	71	18
OPPONENTS	443	1813	4.1	43	9

RECEIVING	NO.	YDS.	AVG.	LG	TD
McDuffie	76	943	12.4	55	1

Drayton	39	558	14.3	30	4
McPhail	34	262	7.7	19	1
Abdul-Jabbar	29	261	9.0	36	1
L. Thomas	28	402	14.4	26	2
Parmalee	28	301	10.8	29	1
Jordan	27	471	17.4	44	3
Perriman	19	309	16.3	26	1
Barnett	17	166	9.8	20	1
Perry	11	45	4.1	10	1
Manning	7	85	12.1	21	0
Spikes	7	70	10.0	24	0
Pritchett	5	35	7.0	17	0
Potts	3	27	9.0	13	0
Phillips	1	6	6.0	6	0
Dotson	1	4	4.0	4	0

DOLPHINS	332	3945	11.9	55	16
OPPONENTS	329	3782	11.5	70	23

INTERCEPTIONS	NO.	YDS.	AVG.	LG	TD
Buckley	4	26	6.5	12	0
Teague	2	25	12.5	23	0
Wooden	2	10	5.0	10	0
Madison	1	21	21.0	21	0
Z. Thomas	1	10	10.0	10	0
DOLPHINS	10	92	9.2	23	0
OPPONENTS	12	307	25.6	100	4

PUNTING	NO.	YDS.	AVG.	LG	BK
Kidd	52	2247	43.2	58	0
Richardson	11	480	43.6	54	0
Mare	5	235	47.0	53	0
DOLPHINS	68	2962	43.6	58	0
OPPONENTS	63	2679	42.5	65	0

PUNT RET.	NO.	YDS.	AVG.	LG	TD
Jordan	26	273	10.5	38	0
Buckley	4	58	14.5	26	0
McDuffie	2	4	2.0	3	0
DOLPHINS	32	335	10.5	38	0
OPPONENTS	43	323	7.5	25	0

KICKOFF RET.	NO.	YDS.	AVG.	LG	TD
Spikes	24	565	23.5	48	0
McPhail	15	314	20.9	39	0
C. Harris	11	224	20.4	34	0
Ismail	8	166	20.8	27	0
Potts	1	16	16.0	16	0
Perry	1	7	7.0	7	0
Jordan	1	6	6.0	6	0
A. Harris	1	0	0.0	0	0
Hollier	1	0	0.0	0	0
DOLPHINS	63	1298	20.6	48	0
OPPONENTS	53	1018	19.2	40	0

SCORING	Ru	Pa	Rt	PAT	FG	S	2	TP
Mare	0	0	0	33/33	28/36	0	0	117
Abdul-Jabbar	15	1	0	0/0	0/0	0	0	96
Drayton	0	4	0	0/0	0/0	0	0	24
Jordan	0	3	0	0/0	0/0	0	0	18
McDuffie	0	1	1	0/0	0/0	0	0	12
McPhail	1	1	0	0/0	0/0	0	0	12
Spikes	2	0	0	0/0	0/0	0	0	12
L. Thomas	0	2	0	0/0	0/0	0	0	12
Barnett	0	1	0	0/0	0/0	0	0	6
Bowens	0	0	1	0/0	0/0	0	0	6
Buckley	0	0	1	0/0	0/0	0	0	6
Parmalee	1	0	0	0/0	0/0	0	0	6
Perriman	0	1	0	0/0	0/0	0	0	6

Perry	0	1	0	0/0	0/0	0	0	6
DOLPHINS	18	16	3	33/33	28/36	0	0	339
OPPONENTS	9	23	4	30/32	25/35	1	2	327

FIELD GOALS	1-19	20-29	30-39	40-49	50+
Mare	2/2	14/15	8/10	3/6	1/3
DOLPHINS	2/2	14/15	8/10	3/6	1/3
OPPONENTS	0/0	11/11	9/12	4/9	1/3

TWO-POINT CONVERSIONS
DOLPHINS 0-4, OPPONENTS 2-4

SACKS
Armstrong 5.5, Bowens 5.0, Rodgers 5.0, Taylor 5.0, Burton 4.0, Wilson 2.0, Gardener 1.5, A. Harris 1.0, Stubbs 1.0, Jackson 0.5, Z. Thomas 0.5.
DOLPHINS 31.0, OPPONENTS 22.0

USUAL STARTERS
OFFENSE
WR Lamar Thomas (6)
LT Fred Barnett (5)
LG Brett Perriman (5)
LT Richmond Webb (16)
C Jeff Buckley (12)
RG Tim Ruddy (15)
RT Everett McIver (14)
TE James Brown (16)
TE Troy Drayton (15)
WR O.J. McDuffie (16)
QB Dan Marino (16)
RB Karim Abdul-Jabbar (14)
FB Stanley Pritchett (5)
Ed Perry - TE (4)
DEFENSE
LDE Trace Armstrong (16)
LDT Tim Bowens (16)
RDT Daryl Gardener (16)
RDE Jason Taylor (11)
LLB Anthony Harris (14)
MLB Zach Thomas (15)
RLB Derrick Rodgers (14)
LCB Terrell Buckley (15)
RCB Calvin Jackson (11)
SS Shawn Wooden (15)
FS Corey Harris (6)
George Teague (6)
Calvin Jackson (4)

* indicates rookie

PASSING	ATT.	COMP.	YDS.	PCT.	TD	INT.	LG	SCK/LST	RATING
Marino	548	319	3780	58.2	16	11	55	20/132	80.7
Erickson	28	13	165	46.4	0	1	27	2/21	50.4
DOLPHINS	576	332	3945	57.6	16	12	55	22/153	79.2
OPPONENTS	530	329	3782	62.1	23	10	70	31/231	90.1

1998 FINAL STATISTICS (10-6)

DATE	OPPONENT	SCORE	W/L	ATT.
8/31	INDIANAPOLIS	16-10	W	70,813
9/6	at Indianapolis	24-15	W	60,587
9/13	BUFFALO	13-7	W	73,097
9/20	PITTSBURGH	21-0	W	73,948
10/4	at N.Y. Jets	9-20	L	75,257
10/12	at Jacksonville	21-28	L	74,051
10/18	ST. LOUIS	14-0	W	65,418
10/25	NEW ENGLAND	12-9 (OT)	W	73,973
11/1	at Buffalo	24-30	L	79,011
11/8	INDIANAPOLIS	27-14	W	73,400
11/15	at Carolina	13-9	W	67,887
11/23	at New England	23-26	L	58,729
11/29	NEW ORLEANS	30-10	W	73,216
12/6	at Oakland	27-17	W	61,254
12/13	N.Y. JETS	16-21	L	74,369
12/21	DENVER	31-21	W	74,363
12/27	at Atlanta	16-38	L	69,754

TEAM STATISTICS	MIA.	OPP.
TOTAL FIRST DOWNS	269	257
By Rushing	73	75
By Passing	176	148
By Penalty	20	34
Third Down: Made/Att.	81/226	70/213
Third Down Efficiency	35.8	32.9
Fourth Down: Made/Att.	6/12	6/11
TOTAL NET YARDS	4930	4435
Average Per Game	308.1	277.2
Total Plays	1028	944
NET YARDS RUSHING	1535	1511
Average Per Game	95.9	94.4
Total Rushes	458	395
NET YARDS PASSING	3395	2924
Average Per Game	212.2	182.8
Tackled/Yards Lost.	24/187	45/270
Gross Yards	3582	3194
Attempts/Completions	546/316	504/252
Completion Percentage	57.9	50.0
Had Intercepted	16	29
PUNTS/AVERAGE	97/41.9	88/45.3
PENALTIES/YARDS	106/864	97/875
FUMBLES/BALL LOST	25/12	25/7
TOUCHDOWNS	37	28
By Rushing	10	6
By Passing	23	17
By Returns	4	5

Score By Quarters	1	2	3	4	OT	Total
DOLPHINS	54	115	61	88	3	321
OPPONENTS	51	70	44	100	0	265

RUSHING	NO.	YDS.	AVG.	LG	TD
Abdul-Jabbar	270	960	3.6	45	6
Avery	143	503	3.5	44	2
Parmalee	8	20	2.5	10	0
Pritchett	6	19	3.2	11	1
Moore	4	12	3.0	4	0
McDuffie	3	11	3.7	5	0
Lusk	1	7	7.0	7	0
Doxzon	2	6	3.0	3	0
Marino	21	-3	-0.1	10	1
DOLPHINS	458	1535	3.4	45	10
OPPONENTS	395	1511	3.8	77	6

RECEIVING	NO.	YDS.	AVG.	LG	TD
McDuffie	90	1050	11.7	61	7
Gadsden	48	713	14.9	50	7
L. Thomas	43	603	14.0	56	5

PASSING	ATT.	COMP.	YDS.	PCT.	TD	INT.	LG	SCK/LST	RATING
Marino	537	310	3497	57.7	23	15	61t	23/178	80.0
Huard	9	6	85	66.7	0	1	24	1/9	57.4
DOLPHINS	546	316	3582	57.9	23	16	61t	24/187	79.5
OPPONENTS	504	252	3194	50.0	17	29	62t	45/270	57.4

Drayton	30	334	11.1	35	3
Perry	25	255	10.2	46	0
Parmalee	21	221	10.5	23	0
Abdul-Jabbar	21	102	4.9	18	0
Pritchett	17	97	5.7	24	0
Avery	10	67	6.7	19t	1
Jacquet	8	122	15.3	29	0
Jordan	2	17	8.5	9	0
Moore	1	1	1.0	1	0
DOLPHINS	316	3582	11.3	61t	23
OPPONENTS	252	3194	12.7	62t	17

INTERCEPTIONS	NO.	YDS.	AVG.	LG	TD
Buckley	8	157	19.6	61	1
Madison	8	114	14.3	35	0
Walker	4	12	3.0	7	0
Z. Thomas	3	21	7.0	17t	2
Jones	2	14	7.0	14t	1
Surtain	2	1	0.5	1	0
Wilson	1	0	0.0	0	0
Gardner	1	-1	-1.0	-1	0
DOLPHINS	29	318	11.0	61	4
OPPONENTS	16	365	22.8	87	2

PUNTING	NO.	YDS.	AVG.	LG	BK
Wilmsmeyer	93	3949	42.5	57	1
Mare	3	115	38.3	43	0
DOLPHINS	97	4064	41.9	57	1
OPPONENTS	88	3986	45.3	73	0

PUNT RET.	NO.	YDS.	AVG.	LG	TD
Buckley	29	354	12.2	35	0
McDuffie	12	141	11.8	39	0
Jordan	5	47	9.4	24	0
DOLPHINS	46	542	11.8	39	0
OPPONENTS	43	339	7.9	40	0

KICKOFF RET.	NO.	YDS.	AVG.	LG	TD
Avery	43	1085	25.2	55	0
Marion	6	109	18.2	28	0
Jacquet	4	103	25.8	37	0
DOLPHINS	53	1297	24.5	55	0
OPPONENTS	56	1227	21.9	95t	1

SCORING	Ru	Pa	Rt	PAT	FG	S	2	TP
Mare	0	0	0	33/34	22/27	0	0	99
Gadsden	0	7	0	0	0	0	0	42
McDuffie	0	7	0	0	0	0	0	42
Abdul-Jabbar	6	0	0	0	0	0	0	36
L. Thomas	0	5	0	0	0	0	0	30
Avery	2	1	0	0	0	0	0	18
Drayton	0	3	0	0	0	0	0	18
Z. Thomas	0	0	2	0	0	0	0	12
Buckley	0	0	1	0	0	0	0	6
Jones	0	0	1	0	0	0	0	6
Marino	1	0	0	0	0	0	0	6
Pritchett	1	0	0	0	0	0	0	6
DOLPHINS	10	23	4	33/34	22/27	0	0	321
OPPONENTS	6	17	5	24/24	23/32	0	2	265

FIELD GOALS	1-19	20-29	30-39	40-49	50+
Mare	0/0	12/13	5/5	5/7	0/2
DOLPHINS	0/0	12/13	5/5	5/7	0/2
OPPONENTS	0/1	8/8	5/6	8/15	2/2

TWO-POINT CONVERSIONS
DOLPHINS 0-3, OPPONENTS 2-4

SACKS
Armstrong 10.5, Taylor 9.0, Bromell 8.0, Jones 5.0, Rodgers 2.5, Burton 2.0, Mixon 2.0, Z. Thomas 2.0, Gardener 1.0, Jackson 1.0, Madison 1.0, TEAM 1.0.

DOLPHINS 45.0, OPPONENTS 24.0

USUAL STARTERS
OFFENSE
WR Oronde Gadsden (12)
LT Richmond Webb (9)
..... Brent Smith (7)
LG Mark Dixon (10)
C Tim Ruddy (16)
RG Kevin Donnalley (14)
RT James Brown (16)
TE Troy Drayton (15)
WR O.J. McDuffie (16)
QB Dan Marino (16)
RB Karim Abdul-Jabbar (15)
FB Stanley Pritchett (12)

DEFENSE
LDE *Kenny Mixon (16)
LDT Tim Bowens (16)
RDT Daryl Gardner (16)
RDE Jason Taylor (15)
LLB Derrick Rodgers (16)
MLB Zach Thomas (16)
RLB Robert Jones (16)
LCB Terrell Buckley (16)
RCB Sam Madison (16)
SS Calvin Jackson (15)
FS Brock Marion (16)

boldface indicates Pro Bowl performer
* indicates rookie

DOLPHINS INDIVIDUAL RECORDS

The following individual records relate solely to service with the Miami Dolphins. They include National Football League regular-season statistics only — with the exception of those single-game records marked by "*" or "**".

* Playoff game **Super Bowl

1966-1977: 14 games	1983-1986: 16 games
1978-1981: 16 games	1987: 15 games
1982: 9 games	1988-1999: 16 games

SERVICE

MOST SEASONS

- 17 Dan Marino (1983-99)
- 15 Bob Kuechenberg (1970-84)
- 14 Bob Griese (1967-80)
- 14 Don Strock (1974-87)
- 13 Nat Moore (1974-86)
- 12 Larry Little (1969-80)
- 12 Ed Newman (1973-84)
- 12 Bruce Hardy (1978-89)
- 12 Jim Jensen (1981-92)

MOST GAMES PLAYED

- 242 Dan Marino (1983-99)
- 190 Bob Kuechenberg (1970-84)
- 183 Nat Moore (1974-86)
- 167 Ed Newman (1973-85)
- 164 Jim Jensen (1981-92)
- 163 Don Strock (1974-87)
- 161 Bob Griese (1967-80)
- 159 Vern Den Herder (1971-81)
- 158 Larry Little (1969-80)
- 151 Bruce Hardy (1978-89)
- 150 Richmond Webb (1990-99)

MOST CONSECUTIVE GAMES PLAYED

- 128 Jim Langer (10th in 1970 through 11th in 1979)
- 127 Garo Yepremian (2nd in 1970 through 14th in 1978)
- 125 Bob Baumhower (1st in 1977 through 14th in 1984)
- 118 Richmond Webb (3rd in 1991 through 8th in 1998)
- 107 Dwight Stephenson (1st in 1980 through 2nd in 1987)
- 104 Jeff Cross (1st in 1988 through 8th in 1994)
- 98 Dick Anderson (1st in 1968 through 14th in 1974)
- 96 Tim Bowens (1st in 1994 through 16th in 1999 - current)
- 95 Vern Den Herder (1st in 1971 through 11th in 1977)
- 95 Dan Marino (6th in 1987 through 5th in 1993)

MOST STARTS

- 240 Dan Marino (1983-99)
- 176 Bob Kuechenberg (1970-84)
- 152 Bob Griese (1967-80)
- 152 Larry Little (1969-80)
- 148 Richmond Webb (1990-99)
- 143 Vern Den Herder (1971-81)
- 136 Norm Evans (1966-75)
- 136 Mark Duper (1982-92)

MOST CONSECUTIVE STARTS

- 118 Richmond Webb (3rd in 1991 through 8th in 1998)
- 109 Jim Langer (1st in 1972 through 9th in 1979)
- 95 Dan Marino (6th in 1987 through 5th in 1993)
- 92 Tim Bowens (3rd in 1994 through 14th in 1999)
- 91 Norm Evans (3rd in 1969 through 9th in 1975)
- 87 Dick Anderson (12th in 1968 through 14th in 1974)
- 86 Bob Baumhower (1st in 1977 through 8th in 1982)
- 84 Jake Scott (1st in 1970 through 14th in 1975)
- 81 Vern Den Herder (1st in 1972 through 11th in 1977)
- 81 Jeff Cross (16th in 1988 through 16th in 1993)
- 81 Keith Sims (11th in 1991 through 11th in 1996)
- 80 Dwight Stephenson (12th in 1981 through 2nd in 1987)

MOST PRO BOWLS

- 9 Dan Marino (1983-87, 1991-92, 1994-95)
- 7 Richmond Webb (1990-96)
- 6 Bob Griese (1970-71, 1973-74, 1977-78)
- 6 Jim Langer (1973-78)
- 6 Bob Kuechenberg (1974-75, 1977-78, 1982-83)
- 5 Larry Csonka (1970-74)
- 5 Paul Warfield (1970-74)
- 5 Jake Scott (1971-75)
- 5 Bob Baumhower (1979, 1981-84)
- 5 Dwight Stephenson (1983-87)
- 5 John Offerdahl (1986-90)
- 5 Mark Clayton (1984-86, 1988, 1991)

MOST CONSECUTIVE PRO BOWLS

- 7 Richmond Webb (1990-96)
- 6 Jim Langer (1973-78)
- 5 Larry Csonka (1970-74)
- 5 Paul Warfield (1970-74)
- 5 Jake Scott (1971-75)
- 5 Dan Marino (1983-87)
- 5 Dwight Stephenson (1983-87)
- 5 John Offerdahl (1986-90)

MOST PRO BOWL STARTS

- 7 Dan Marino (1983-86, 1992, 1994-95)
- 5 Jim Langer (1973-77)
- 4 Dwight Stephenson (1983-86)
- 4 John Offerdahl (1986, 1988-90)
- 4 Richmond Webb (1992-95)
- 3 Larry Little (1972-74)
- 3 Jake Scott (1972-73, 1975)
- 3 Bob Baumhower (1979, 1981, 1983)

MOST CONSECUTIVE PRO BOWL STARTS

- 5 Jim Langer (1973-77)
- 4 Dwight Stephenson (1983-86)
- 4 Dan Marino (1983-86)
- 4 Richmond Webb (1992-95)
- 3 Larry Little (1972-74)
- 3 John Offerdahl (1988-90)

SCORING

MOST POINTS

Career

- 830 Garo Yepremian (1970-78), 335 XPs, 165 FGs
- 774 Pete Stoyanovich (1990-95), 246 XPs, 176 FGs
- 540 Uwe von Schamann (1979-84), 237 XPs, 101 FGs
- 492 Mark Clayton (1983-92), 82 TDs
- 450 Nat Moore (1974-86), 75 TDs

Season

- 144 Olindo Mare (1999), 27 XPs, 39 FGs
- 124 Pete Stoyanovich (1992), 34 XPs, 30 FGs
- 121 Pete Stoyanovich (1991), 28 XPs, 31 FGs
- 118 Pete Stoyanovich (1995), 37 XPs, 27 FGs
- 117 Garo Yepremian (1971), 33 XPs, 28 FGs
- 117 Olindo Mare (1997), 33 XPs, 28 FGs

Game

- 24 Paul Warfield (12/15/73 vs. Detroit), 4 TDs
- 24 Mark Ingram (11/27/94 at N.Y. Jets), 4 TDs

MOST POINTS BY ROOKIE

Season

- 116 Fuad Reveiz (1985), 50 XPs, 22 FGs
- 99 Uwe von Schamann (1979), 36 XPs, 21 FGs
- 95 Pete Stoyanovich (1989), 38 XPs, 19 FGs
- 78 Ron Davenport (1985), 13 TDs

MOST CONSECUTIVE GAMES SCORING POINTS

- 121 Garo Yepremian (8th in 1970 through 16th in 1978)

MOST TOUCHDOWNS

Career

- 82 Mark Clayton (1983-92), 81 pass, 1 return
- 75 Nat Moore (1974-86), 74 pass, 1 run
- 59 Mark Duper (1982-92), 59 pass
- 57 Larry Csonka (1968-74, 1979), 53 run, 4 pass
- 34 Karim Abdul-Jabbar (1996-99), 33 run, 1 pass

Season

- 18 Mark Clayton (1984), 18 pass

- 16 Karim Abdul-Jabbar (1997), 15 run, 1 pass
- 14 Mark Clayton (1988), 14 pass
- 13 Ron Davenport (1985), 11 run, 2 pass
- 13 Nat Moore (1977), 12 pass, 1 run
- 13 Larry Csonka (1979), 12 run, 1 pass

Game

- 4 Paul Warfield (12/15/73 vs. Detroit), 4 pass
- 4 Mark Ingram (11/27/94 at N.Y. Jets), 4 pass

MOST TOUCHDOWNS BY ROOKIE

Season

- 13 Ron Davenport (1985), 11 run, 2 pass
- 11 Karim Abdul-Jabbar (1996), 11 run
- 8 Andra Franklin (1981), 7 run, 1 pass
- 7 Larry Csonka (1968), 6 run, 1 pass
- 7 Troy Stradford (1987), 6 run, 1 pass

Game

- 3 Ronald Scott (10/11/87 vs. Kansas City), 3 run
- 3 Troy Stradford (12/7/87 vs. N.Y. Jets), 3 run
- 3 Sammie Smith (12/10/89 vs. New England), 3 run

MOST CONSECUTIVE GAMES SCORING TOUCHDOWN

- 6 Paul Warfield (4th through 9th in 1971)
- 6 Mark Clayton (13th through 16th in 1988 and 2nd through 3rd in 1989)

MOST FIELD GOALS

Career

- 176 Pete Stoyanovich (1989-95), 222 att.
- 165 Garo Yepremian (1970-78), 242 att.
- 101 Uwe von Schamann (1979-84), 149 att.

Season

- 39 Olindo Mare (1999), 46 att.
- 31 Pete Stoyanovich (1991), 37 att.
- 30 Pete Stoyanovich (1992), 37 att.
- 28 Garo Yepremian (1971), 40 att.
- 28 Olindo Mare (1997), 36 att.

Game

- 6 Olindo Mare (10/17/99 at New England), 6 att.
- 5 Garo Yepremian (9/26/71 at Buffalo), 6 att.
- 4 14 times (last – Olindo Mare, 10/10/99 at Indianapolis)

MOST FIELD GOALS BY ROOKIE

Season

- 22 Fuad Reveiz (1985), 27 att.
- 21 Uwe von Schamann (1979), 29 att.
- 19 Pete Stoyanovich (1989), 26 att.
- 13 Karl Kremser (1969), 22 att.

Game

- 3 Seven times (last – Pete Stoyanovich (10/22/89 vs. Green Bay))

MOST CONSECUTIVE GAMES SCORING FIELD GOAL

- 20 Garo Yepremian (10th in 1970 through 1st in 1972)
- 20 Olindo Mare (7th in 1998 through 10th in 1999)

MOST CONSECUTIVE FIELD GOALS

- 19 Olindo Mare (3rd through 7th in 1999)
- 16 Garo Yepremian (8th through 16th in 1978)

HIGHEST FIELD GOAL PERCENTAGE

Career (minimum 50 attempts)

- 81.7 Olindo Mare (1997-99), 89 of 109
- 79.3 Pete Stoyanovich (1989-95), 176 of 222
- 73.6 Fuad Reveiz (1985-88), 53 of 72
- 68.2 Garo Yepremian (1970-78), 165 of 242
- 67.8 Uwe von Schamann (1979-84), 101 of 149

Season (minimum 15 attempts)

- 84.8 Olindo Mare (1999), 39 of 46
- 84.0 Pete Stoyanovich (1990), 21 of 25
- 83.8 Pete Stoyanovich (1991), 31 of 37
- 82.6 Garo Yepremian (1978), 19 of 23
- 81.5 Fuad Reveiz (1985), 22 of 27
- 81.5 Olindo Mare (1998), 22 of 27

LONGEST FIELD GOALS

- 59 Pete Stoyanovich (11/12/89 at N.Y. Jets)
- *58 Pete Stoyanovich (1/5/91 vs. Kansas City)
- 54 Garo Yepremian (10/22/72 vs. Buffalo)
- 54 Olindo Mare (10/24/99 vs. Philadelphia)
- 53 Garo Yepremian (9/16/73 vs. San Francisco)
- 53 Garo Yepremian (12/5/76 vs. Buffalo)
- 53 Uwe von Schamann (10/21/79 at New England)
- 53 Pete Stoyanovich (10/28/90 at Indianapolis)
- 53 Pete Stoyanovich (9/29/91 at N.Y. Jets)
- 53 Pete Stoyanovich (9/27/92 at Seattle)
- 53 Olindo Mare (10/17/99 at New England)

LONGEST FIELD GOALS BY ROOKIE

- 59 Pete Stoyanovich (11/12/89 at N.Y. Jets)
- 53 Uwe von Schamann (10/21/79 at New England)
- 51 Uwe von Schamann (11/5/79 vs. Houston)
- *51 Fuad Reveiz (1/4/86 vs. Cleveland)
- 49 Fuad Reveiz (12/16/85 vs. New England)

MOST POINTS AFTER TOUCHDOWN

Career

- 335 Garo Yepremian (1970-78), 351 attempts
- 246 Pete Stoyanovich (1989-95), 250 attempts
- 237 Uwe von Schamann (1979-84), 250 attempts

Season

- 66 Uwe von Schamann (1984), 70 attempts
- 52 Fuad Reveiz (1986), 55 attempts
- 50 Fuad Reveiz (1985), 52 attempts

Game

- 7 Garo Yepremian (11/12/72 vs. New England), 7 attempts
- 7 Garo Yepremian (11/24/77 at St. Louis), 8 attempts
- 7 Pete Stoyanovich (9/3/95 vs. N.Y. Jets), 7 attempts

MOST POINTS AFTER TOUCHDOWN BY ROOKIE

Season

- 50 Fuad Reveiz (1985), 52 attempts
- 38 Pete Stoyanovich (1989), 39 attempts
- 36 Uwe von Schamann (1979), 40 attempts
- 30 Jimmy Keyes (1968), 30 attempts

MOST CONSECUTIVE POINTS AFTER TOUCHDOWN

- 110 Garo Yepremian (7th in 1972 to 2nd in 1975)
- 110 Pete Stoyanovich (16th in 1992 to 16th in 1995)

HIGHEST POINT AFTER TOUCHDOWN PCT.

Career (minimum 150 attempts)

- 98.4 Pete Stoyanovich (1989-95), 246 of 250
- 95.3 Fuad Reveiz (1985-88), 161 of 169
- 94.9 Garo Yepremian (1970-78), 335 of 353
- 94.8 Uwe Von Schamann (1979-84), 237 of 250

MOST TWO-POINT CONVERSIONS

Career

- 2 Irving Fryar (1993-95), 2 pass
- 1 Nine times (last – Troy Drayton, 10/20/96 at Philadelphia)

Season

- 2 Irving Fryar (1994), 2 pass

RUSHING

MOST RUSHING YARDS

Career

- 6,737 Larry Csonka (1968-74, 1979), 1,506 attempts
- 3,877 Mercury Morris (1969-75), 754 attempts
- 3,644 Jim Kiick (1968-74), 997 attempts
- 3,543 Tony Nathan (1979-87), 732 attempts
- 3,063 Karim Abdul-Jabbar (1996-99), 888 attempts

Season

- 1,258 Delvin Williams (1978), 4.6 per carry
- 1,117 Larry Csonka (1972), 5.2 per carry
- 1,116 Karim Abdul-Jabbar (1996), 3.6 per carry
- 1,051 Larry Csonka (1971), 5.4 per carry
- 1,003 Larry Csonka (1973), 4.6 per carry
- 1,000 Mercury Morris (1972), 5.3 per carry

Game

- 197 Mercury Morris (9/30/73 vs. New England), 15 attempts
- 172 Gary Davis (12/17/77 vs. Buffalo), 26 attempts
- 169 Troy Stradford (11/22/87 at Dallas), 17 attempts
- 159 Sammie Smith (9/9/90 at New England), 23 attempts
- 152 Karim Abdul-Jabbar (12/22/96 at N.Y. Jets), 30 attempts

MOST RUSHING YARDS BY ROOKIE

Season

- 1,116 Karim Abdul-Jabbar (1996), 3.6 per carry
- 711 Andra Franklin (1981), 3.5 per carry
- 659 Sammie Smith (1989), 3.3 per carry
- 621 Jim Kiick (1968), 3.8 per carry

619 Troy Stradford (1987), 4.3 per carry

Game

- 169 Troy Stradford (11/22/87 at Dallas), 17 attempts
- 152 Karim Abdul-Jabbar (12/22/96 at N.Y. Jets), 30 attempts
- 140 Leroy Harris (12/5/77 vs. Baltimore), 17 attempts
- 124 Karim Abdul-Jabbar (9/15/96 vs. N.Y. Jets), 23 attempts
- 123 Sammie Smith (11/7/89 vs. Indianapolis), 25 attempts

MOST RUSHING ATTEMPTS

Career

- 1,506 Larry Csonka (1968-74, 1979)
- 997 Jim Kiick (1968-74)
- 888 Karim Abdul-Jabbar (1996-99)
- 754 Mercury Morris (1969-75)
- 732 Tony Nathan (1979-87)

Season

- 307 Karim Abdul-Jabbar (1996)
- 283 Karim Abdul-Jabbar (1997)
- 272 Delvin Williams (1978)
- 270 Karim Abdul-Jabbar (1998)
- 256 Mark Higgs (1992)

Game

- **33 Larry Csonka (1/13/74 vs. Minnesota), 145 yards
- 33 Karim Abdul-Jabbar (9/20/98 vs. Pittsburgh), 108 yards
- 31 Mercury Morris (10/5/75 at Green Bay), 125 yards
- 31 J.J. Johnson (11/21/99 vs. New England), 106 yards
- 30 Troy Stradford (12/7/87 vs. N.Y. Jets), 120 yards
- 30 Mark Higgs (9/1/91 at Buffalo), 146 yards
- 30 Bernie Parmalee (10/16/94 vs. L.A. Raiders), 150 yards
- 30 Karim Abdul-Jabbar (12/22/96 at N.Y. Jets), 152 yards

MOST RUSHING ATTEMPTS BY ROOKIE

Season

- 307 Karim Abdul-Jabbar (1996)
- 201 Andra Franklin (1981)
- 200 Sammie Smith (1989)
- 165 Jim Kiick (1968)
- 164 J.J. Johnson (1999)

Game

- 31 J.J. Johnson (11/21/99 vs. New England), 106 yards
- 30 Troy Stradford (12/7/87 vs. N.Y. Jets), 120 yards
- 30 Karim Abdul-Jabbar (12/22/96 at N.Y. Jets), 152 yards
- 29 Karim Abdul-Jabbar (11/3/96 at New England), 104 yards
- 27 Karim Abdul-Jabbar (12/16/96 vs. Buffalo), 76 yards

MOST RUSHING TOUCHDOWNS

Career

- 53 Larry Csonka (1968-74, 1979)

33 Karim Abdul-Jabbar (1996-99)

29 Mercury Morris (1969-75)

28 Jim Kiick (1968-74)

25 Don Nottingham (1973-77)

Season

- 15 Karim Abdul-Jabbar (1997)
- 12 Mercury Morris (1972)
- 12 Don Nottingham (1975)
- 12 Larry Csonka (1979)
- 11 Ron Davenport (1985)
- 11 Karim Abdul-Jabbar (1996)
- 10 Mercury Morris (1973)

Game

- 3 Jim Kiick (12/20/70 vs. Buffalo), 4,2,2
- 3 Mercury Morris (11/12/72 vs. New England), 4,4,6
- 3 Mercury Morris (9/30/73 vs. New England), 24,70,35
- *3 Larry Csonka (12/30/73 vs. Oakland), 11,2,2
- 3 Don Nottingham (11/3/74 vs. Atlanta), 1,2,1
- 3 Don Nottingham (10/5/75 at Green Bay), 11,1,11
- 3 Don Nottingham (10/26/75 at Buffalo), 1,1,1
- 3 Larry Csonka (9/23/79 vs. Chicago), 12,9,1
- 3 Larry Csonka (11/29/79 vs. New England), 1,1,1
- 3 Ronald Scott (10/11/87 vs. Kansas City), 2,4,3
- 3 Troy Stradford (12/7/87 vs. N.Y. Jets), 1,1,1
- 3 Sammie Smith (12/10/89 vs. New England), 1,7,2
- 3 Bernie Parmalee (12/25/94 vs. Detroit), 1,1,6
- 3 Karim Abdul-Jabbar (10/19/97 at Baltimore), 5,5,6
- 3 Karim Abdul-Jabbar (11/23/97 at New England), 1,1,1

MOST RUSHING TOUCHDOWNS BY ROOKIE

Season

- 11 Ron Davenport (1985)
- 11 Karim Abdul-Jabbar (1996)
- 7 Andra Franklin (1981)
- 6 Larry Csonka (1968)
- 6 Troy Stradford (1987)
- 6 Sammie Smith (1989)

Game

- 3 Ronald Scott (10/11/87 vs. Kansas City)
- 3 Troy Stradford (12/7/87 vs. N.Y. Jets)
- 3 Sammie Smith (12/10/89 vs. New England)

MOST CONSECUTIVE GAMES WITH RUSHING TOUCHDOWN

- 5 Mercury Morris (6th through 10th in 1972)
- 5 Don Nottingham (2nd through 6th in 1975)
- 5 Pete Johnson (8th through 12th in 1984)
- 5 Karim Abdul-Jabbar (10th through 14th in 1997)

HIGHEST RUSHING AVERAGE

Career (minimum 300 attempts)

- 5.1 Mercury Morris (1969-75), 754 attempts
- 4.8 Tony Nathan (1979-87), 732 attempts
- 4.5 Larry Csonka (1968-74, 1979), 1,506 attempts
- 4.4 Norm Bulaich (1975-79), 340 attempts
- 4.4 Gary Davis (1976-79), 318 attempts

Season (minimum 100 attempts)

- 6.4 Mercury Morris (1973), 149/954 yards
- 5.4 Larry Csonka (1971), 195/1,051 yards
- 5.3 Mercury Morris (1972), 190/1,000 yards
- 5.3 Tony Nathan (1981), 147/782 yards
- 5.2 Larry Csonka (1972), 213/1,117 yards

Game (minimum 10 attempts)

- 13.1 Mercury Morris (9/30/73 vs. New England) 15/197
- 12.6 Abner Haynes (9/17/67 vs. Denver), 12/151
- 12.6 Delvin Williams (11/9/80 at Los Angeles), 12/151

MOST 100-YARD RUSHING GAMES

Career

- 15 Larry Csonka (1968-74, 1979)
- 10 Mercury Morris (1969-75)
- 9 Karim Abdul-Jabbar (1996-99)
- 8 Benny Malone (1974-78)
- 7 Mark Higgs (1990-94)
- 6 Delvin Williams (1978-80)
- 6 Bernie Parmalee (1992-98)

Season

- 5 Delvin Williams (1978)
- 4 Larry Csonka (1972)
- 4 Karim Abdul-Jabbar (1996)
- 3 13 times (last – Karim Abdul-Jabbar, 1998)

MOST 100-YARD RUSHING GAMES BY ROOKIE

ROOKIE

Season

- 4 Karim Abdul-Jabbar (1996)
- 3 Benny Malone (1974)
- 3 Troy Stradford (1987)
- 2 Jim Kiick (1968)
- 2 Leroy Harris (1977)

MOST CONSECUTIVE 100-YARD RUSHING GAMES

- 2 Larry Csonka (11th through 12th in 1970)
- 2 Benny Malone (7th through 8th in 1974)
- 2 Don Nottingham (2nd through 3rd in 1975)
- 2 Mercury Morris (5th through 6th in 1975)
- 2 Benny Malone (7th through 8th in 1976)
- 2 Benny Malone (4th through 5th in 1977)
- 2 Andra Franklin (5th through 6th in 1982)
- 2 Mark Higgs (1st through 2nd in 1991)
- 2 Bernie Parmalee (7th through 8th in 1994)

LONGEST RUNS FROM SCRIMMAGE

- 77t Leroy Harris (12/5/77 vs. Baltimore)
- 77t Keith Byars (11/25/93 at Dallas)
- 71t Jerris McPhail (10/27/97 vs. Chicago)

- 70t Mercury Morris (9/30/73 vs. New England)
- 70 Mercury Morris (10/15/73 at Cleveland)
- 66t Benny Malone (10/9/77 at Baltimore)
- 65t Abner Haynes (9/17/67 vs. Denver)
- 65t Gary Davis (9/17/78 vs. Buffalo)
- 65 Delvin Williams (11/9/80 at Los Angeles)
- 64 Ron Davenport (12/18/88 at Pittsburgh)
- 63 Norm Bulaich (9/10/78 at Baltimore)
- 60t Gary Davis (12/17/77 vs. Buffalo)

PASSING

MOST YARDS PASSING

Career

- 61,361 Dan Marino (1983-99)
- 25,092 Bob Griese (1967-80)
- 5,928 David Woodley (1980-83)
- 4,613 Don Strock (1974-87)
- 2,335 Earl Morrall (1972-76)

Season

- 5,084 Dan Marino (1984)
- 4,746 Dan Marino (1986)
- 4,453 Dan Marino (1994)
- 4,434 Dan Marino (1988)
- 4,137 Dan Marino (1985)

Game

- 521 Dan Marino (10/23/88 vs. N.Y. Jets), 35 of 60
- 473 Dan Marino (9/4/94 vs. New England), 23 of 42
- 470 Dan Marino (12/2/84 vs. L.A. Raiders), 35 of 57
- 450 Dan Marino (10/1/95 at Cincinnati), 33 of 48
- 448 Dan Marino (9/21/86 at N.Y. Jets), 30 of 50

MOST YARDS PASSING BY ROOKIE

Season

- 2,210 Dan Marino (1983)
- 2,005 Bob Griese (1967)
- 1,850 David Woodley (1980)

Game

- 322 Dan Marino (10/9/83 vs. Buffalo), 19 of 29
- 279 Dan Marino (10/30/83 vs. L.A. Rams), 25 of 38
- 270 Bob Griese (12/17/67 vs. Boston), 17 of 32
- 251 David Woodley (11/20/80 vs. San Diego), 22 of 34
- 240 Dan Marino (11/20/83 vs. Baltimore), 14 of 21

MOST PASS ATTEMPTS

Career

- 8,358 Dan Marino (1983-99)
- 3,429 Bob Griese (1967-80)
- 961 David Woodley (1980-83)
- 688 Don Strock (1974-87)
- 377 Rick Norton (1966-69)

Season

- 623 Dan Marino (1986), 378 completions
- 615 Dan Marino (1994), 385 completions
- 606 Dan Marino (1988), 354 completions
- 567 Dan Marino (1985), 335 completions
- 564 Dan Marino (1984), 362 completions

Game

- *64 Dan Marino (12/30/95 at Buffalo), 33 completions
- 60 Dan Marino (10/23/88 vs. N.Y. Jets), 35 completions
- 60 Dan Marino (11/23/97 at New England), 38 completions
- 57 Dan Marino (12/2/84 vs. L.A. Raiders), 35 completions
- 57 Dan Marino (12/13/98 vs. N.Y. Jets), 30 completions
- 55 Kyle Mackey (10/18/87 at N.Y. Jets), 26 completions
- 55 Dan Marino (9/24/89 vs. N.Y. Jets), 33 completions

MOST PASS ATTEMPTS BY ROOKIE**Season**

- 331 Bob Griese (1967), 166 completions
- 327 David Woodley (1980), 176 completions
- 296 Dan Marino (1983), 173 completions

Game

- 42 David Woodley (10/27/80 at N.Y. Jets), 22 completions
- 41 Bob Griese (12/23/67 vs. Houston), 16 completions
- 41 David Woodley (12/20/80 vs. N.Y. Jets), 20 completions
- 39 Bob Griese (11/12/67 at San Diego), 13 completions
- 38 Dan Marino (10/30/83 vs. L.A. Rams), 25 completions

MOST PASS COMPLETIONS**Career**

- 4,967 Dan Marino (1983-99)
- 1,926 Bob Griese (1967-80)
- 508 David Woodley (1980-83)
- 388 Don Strock (1974-87)
- 156 Rick Norton (1966-69)

Season

- 385 Dan Marino (1994), 615 attempts
- 378 Dan Marino (1986), 623 attempts
- 362 Dan Marino (1984), 564 attempts
- 354 Dan Marino (1988), 606 attempts
- 336 Dan Marino (1985), 567 attempts

Game

- 39 Dan Marino (11/16/86 at Buffalo), 54 attempts
- 38 Dan Marino (11/23/97 at New England), 60 attempts
- 35 Dan Marino (12/2/84 vs. L.A. Raiders), 57 attempts
- 35 Dan Marino (10/23/88 vs. N.Y. Jets), 60 attempts
- 35 Dan Marino (12/3/95 vs. Atlanta), 50 attempts

MOST PASS COMPLETIONS BY ROOKIE**Season**

- 176 David Woodley (1980), 327 attempts
- 173 Dan Marino (1983), 296 attempts
- 166 Bob Griese (1967), 331 attempts

Game

- 25 Dan Marino (10/30/83 vs. L.A. Rams), 38 attempts

- 22 David Woodley (10/27/80 at N.Y. Jets), 42 attempts
- 22 David Woodley (11/20/80 vs. San Diego), 34 attempts
- 20 David Woodley (12/20/80 vs. N.Y. Jets), 41 attempts
- 19 Dan Marino (10/9/83 vs. Buffalo), 29 attempts

MOST CONSECUTIVE PASS COMPLETIONS

- 15 Dan Marino (11/8/92 at Indianapolis through 11/16/92 vs. Buffalo)
- 14 Dan Marino (11/17/96 at Houston through 11/25/96 vs. Pittsburgh)
- 13 Earl Morrall (12/1/75 vs. New England)
- 13 Dan Marino (11/10/96 vs. Indianapolis)
- *12 Don Strock (1/2/82 vs. San Diego)
- 12 Dan Marino (11/30/86 vs. Atlanta through 12/7/86 at New Orleans)

MOST TOUCHDOWN PASSES**Career**

- 420 Dan Marino (1983-99)
- 192 Bob Griese (1967-80)
- 39 Don Strock (1974-87)
- 34 David Woodley (1980-83)
- 17 Earl Morrall (1972-76)

Season

- 48 Dan Marino (1984) of 362 completions
- 44 Dan Marino (1986) of 378 completions
- 30 Dan Marino (1985) of 336 completions
- 30 Dan Marino (1994) of 385 completions
- 28 Dan Marino (1988) of 354 completions

Game

- 6 Bob Griese (11/24/77 at St. Louis)
- 6 Dan Marino (9/21/86 at N.Y. Jets)
- 5 Dan Marino (9/2/84 at Washington)
- 5 Dan Marino (12/8/85 at Green Bay)
- 5 Dan Marino (12/14/86 at L.A. Rams)
- 5 Dan Marino (11/27/88 at N.Y. Jets)
- 5 Dan Marino (9/4/94 vs. New England)
- 4 19 times (last - Dan Marino, 12/21/98 vs. Denver)

MOST TOUCHDOWN PASSES BY ROOKIE**Season**

- 20 Dan Marino (1983) of 173 completions
- 15 Bob Griese (1967) of 166 completions
- 14 David Woodley (1980) of 176 completions

Game

- 3 Bob Griese (12/17/67 vs. New England)
- 3 David Woodley (11/9/80 at L.A. Rams)
- 3 David Woodley (12/14/80 at Baltimore)
- 3 Dan Marino (10/9/83 vs. Buffalo)
- 3 Dan Marino (10/16/83 at N.Y. Jets)
- 3 Dan Marino (11/28/83 vs. Cincinnati)

MOST CONSECUTIVE GAMES WITH TOUCHDOWN PASS

- 30 Dan Marino (10th in 1985 through 2nd in 1987 and 6th through 10th in 1987)

MOST PASSES HAD INTERCEPTED**Career**

- 252 Dan Marino (1983-99)
- 172 Bob Griese (1967-80)

- 42 David Woodley (1980-83)
- 37 Don Strock (1974-87)
- 30 Rick Norton (1966-69)

Season

- 23 Dan Marino (1986), 623 attempts
- 23 Dan Marino (1988), 606 attempts
- 22 Dan Marino (1989), 550 attempts
- 21 Dan Marino (1985), 567 attempts
- 18 Bob Griese (1967), 331 attempts

Game

- 5 Bob Griese (12/23/67 vs. Houston), 41 attempts
- 5 Rick Norton (11/23/69 vs. Houston), 26 attempts
- 5 David Woodley (10/25/81 at Dallas), 37 attempts
- 5 Kyle Mackey (10/18/87 at N.Y. Jets), 55 attempts
- 5 Dan Marino (10/23/88 vs. N.Y. Jets), 60 attempts
- 5 Dan Marino (11/25/99 at Dallas), 36 attempts

MOST PASSES HAD INTERCEPTED AS ROOKIE

Season

- 18 Bob Griese (1967), 331 attempts
- 17 David Woodley (1980), 327 attempts
- 10 George Wilson, Jr. (1966), 112 attempts

Game

- 5 Bob Griese (12/23/67 vs. Houston), 41 attempts
- 3 Bob Griese (11/6/66 vs. Buffalo), 31 attempts
- 3 David Woodley (9/28/80 vs. New Orleans), 15 attempts

MOST CONSECUTIVE GAMES WITH NO PASSES INTERCEPTED

- 4 Bob Griese (5th through 8th in 1971)
- 4 Dan Marino (4th through 7th in 1997)

MOST CONSECUTIVE PASSES WITH NONE INTERCEPTED

- 156 Dan Marino (3rd through 8th in 1997)
- 122 Bob Griese (10th through 14th in 1967)

LOWEST INTERCEPTION RATE

Career (minimum 250 attempts)

- 3.02 Dan Marino (1983-99), 252 of 8,358 attempts
- 4.37 David Woodley (1980-83), 42 of 961 attempts
- 5.02 Bob Griese (1967-80), 172 of 3,429 attempts
- 5.38 Don Strock (1974-87), 37 of 388 attempts
- 5.99 Earl Morrall (1972-76), 17 of 284 attempts

Season (minimum 150 attempts)

- 1.85 Damon Huard (1999), 4 of 216 attempts
- 2.00 Dan Marino (1989), 3 of 150 attempts
- 2.01 Dan Marino (1997), 11 of 548 attempts
- 2.03 Dan Marino (1983), 6 of 296 attempts
- 2.07 Dan Marino (1990), 11 of 531 attempts

HIGHEST COMPLETION PERCENTAGE

Career (minimum 150 completions)

- 59.4 Dan Marino (1983-99), 4,967 of 8,358 attempts
- 56.4 Don Strock (1974-87), 388 of 688 attempts
- 56.2 Bob Griese (1967-80), 1,926 of 3,429 attempts
- 53.9 Earl Morrall (1972-76), 153 of 284 attempts

Season (minimum 75 completions)

- 64.2 Dan Marino (1984), 362 of 564 attempts
- 64.1 Dan Marino (1995), 309 of 482 attempts
- 63.0 Bob Griese (1978), 148 of 235 attempts
- 62.6 Dan Marino (1994), 385 of 615 attempts
- 61.8 Bob Griese (1975), 118 of 191 attempts

Game (minimum 12 completions)

- 92.3 Bob Griese (12/18/78 vs. New England), 12 of 13 attempts
- *84.2 David Woodley (1/8/83 vs. New England), 16 of 19 attempts
- 82.4 Earl Morrall (12/1/75 vs. New England), 14 of 17 attempts
- 81.8 Don Strock (12/10/83 vs. Atlanta), 18 of 22 attempts
- 81.3 Dan Marino (12/4/88 vs. Indianapolis), 26 of 32 attempts
- 81.0 Bob Griese (10/22/67 vs. N.Y. Jets), 17 of 21 attempts

HIGHEST COMPLETION PERCENTAGE BY ROOKIE

Season (minimum 75 completions)

- 58.4 Dan Marino (1983), 173 of 296 attempts
- 53.8 David Woodley (1980), 176 of 327 attempts
- 50.2 Bob Griese (1967), 166 of 331 attempts

Game (minimum 12 completions)

- 81.0 Bob Griese (10/22/67 vs. N.Y. Jets), 17 of 21 attempts
- 72.0 David Woodley (11/16/80 vs. San Francisco), 18 of 25 attempts
- 68.8 David Woodley (11/2/80 at Oakland), 11 of 16 attempts
- 66.7 Dan Marino (11/20/83 vs. Baltimore), 14 of 21 attempts
- 65.8 Dan Marino (10/30/83 vs. L.A. Rams), 25 of 38 attempts

HIGHEST PASSER RATING

Career (minimum 250 attempts)

- 86.4 Dan Marino (1983-99)
- 77.1 Bob Griese (1967-80)
- 76.2 Earl Morrall (1972-76)
- 73.5 Don Strock (1974-87)
- 65.4 David Woodley (1980-83)

Season (minimum 150 attempts)

- 108.9 Dan Marino (1984)
- 96.0 Dan Marino (1983)
- 95.9 Dan Marino (1993)
- 92.5 Dan Marino (1986)
- 91.0 Earl Morrall (1972)

HIGHEST PASSER RATING BY ROOKIE

Season (minimum 150 attempts)

- 96.0 Dan Marino (1983)

- 63.1 David Woodley (1980)
61.6 Bob Griese (1967)

HIGHEST AVERAGE GAIN

Career (minimum 250 attempts)

- 8.22 Earl Morrall (1972-76), 284/2,335 yards
7.34 Dan Marino (1983-99), 8,358/61,361 yards
7.32 Bob Griese (1967-80), 3,429/25,092 yards
6.70 Don Strock (1974-87), 688/4,613 yards
6.17 David Woodley (1980-83), 961/5,928 yards

Season (minimum 150 attempts)

- 9.07 Earl Morrall (1972), 150/1,360
9.01 Dan Marino (1984), 564/5,084
8.86 Bob Griese (1975), 191/1,693
8.24 Bob Griese (1970), 245/2,019
8.12 Dan Marino (1993), 150/1,218

Game (minimum 20 attempts)

- *13.16 Dan Marino (1/6/85 vs. Pittsburgh), 32/421
12.52 Earl Morrall (12/15/74 vs. New England), 23/288
11.92 Dan Marino (9/30/84 at St. Louis), 36/429
11.43 Dan Marino (11/20/83 vs. Baltimore), 21/240
11.26 Dan Marino (9/4/94 vs. New England), 42/473

MOST 300-YARD PASSING GAMES

Career

- 63 Dan Marino (1983-99)
3 Bob Griese (1967-80)
2 David Woodley (1980-83)
2 Steve DeBerg (1993)
1 John Stofa (1966-67, 1969-70)
1 Don Strock (1974-87)
1 Scott Mitchell (1990-93)
1 Bernie Kosar (1994-96)

Season

- 9 Dan Marino (1984)
6 Dan Marino (1985)
6 Dan Marino (1986)
6 Dan Marino (1988)
5 Dan Marino (1989)
5 Dan Marino (1994)

MOST CONSECUTIVE 300-YARD PASSING GAMES

- 3 Dan Marino (14th through 16th in 1984)
3 Dan Marino (13th through 15th in 1988)
3 Dan Marino (11th through 13th in 1994)
3 Dan Marino (14th through 16th in 1998)

LONGEST PASS PLAYS

- 86t Bob Griese to Paul Warfield (11/14/71 vs. Pittsburgh)
85t Dan Marino to Mark Duper (11/20/83 vs. Baltimore)
85t Dan Marino to Mark Duper (11/2/86 vs. Houston)
80t George Wilson, Jr. to Bo Roberson (10/23/66 at Houston)
80t Dan Marino to Mark Duper (9/23/84 vs. Indianapolis)
80t Dan Marino to Ferrell Edmunds (11/27/88 at N.Y. Jets)

- 80t Dan Marino to Tony Martin (10/4/93 vs. Washington)
79t Bob Griese to Nat Moore (11/2/75 at Chicago)
78t Dan Marino to Mark Clayton (11/12/89 at N.Y. Jets)
77t Scott Mitchell to Mark Ingram (10/31/93 vs. Kansas City)
**76t David Woodley to Jimmy Cefalo (1/30/83 vs. Washington)
*75t Bob Griese to Paul Warfield (1/2/72 vs. Baltimore)

PASS RECEIVING

MOST RECEPTIONS

Career

- 550 Mark Clayton (1983-92)
511 Mark Duper (1982-92)
510 Nat Moore (1974-86)
401 O.J. McDuffie (1993-99)
383 Tony Nathan (1979-87)

Season

- 90 O.J. McDuffie (1998), 1,050 yards
86 Mark Clayton (1988), 1,129 yards
76 O.J. McDuffie (1997), 943 yards
75 Terry Kirby (1993), 874 yards
74 O.J. McDuffie (1996), 918 yards

Game

- 12 Jim Jensen (11/6/88 at New England), 110 yards
*11 O.J. McDuffie (12/30/95 at Buffalo), 154 yards
11 O.J. McDuffie (12/13/98 vs. N.Y. Jets), 105 yards
10 Durliel Harris (10/28/79 vs. Green Bay), 180 yards
10 Tony Nathan (9/29/85 at Denver), 120 yards
**10 Tony Nathan (1/20/85 vs. San Francisco), 83 yards
10 Tony Nathan (12/8/85 at Green Bay), 86 yards
*10 Tony Nathan (1/4/86 vs. Cleveland), 101 yards
10 Tony Nathan (9/28/86 vs. San Francisco), 101 yards
10 Ron Davenport (12/7/87 vs. N.Y. Jets), 72 yards
10 Mark Clayton (10/23/88 vs. N.Y. Jets), 153 yards
10 Keith Byars (9/25/94 at Minnesota), 79 yards
10 Tony Martin (10/10/99 at Indianapolis), 166 yards
10 Rob Konrad (1/2/00 at Washington), 68 yards

MOST RECEPTIONS BY ROOKIE

Season

- 75 Terry Kirby (1993), 874 yards
67 Jack Clancy (1967), 868 yards
48 Troy Stradford (1987), 457 yards
44 Jim Kiick (1968), 422 yards

Game

- 10 Rob Konrad (1/2/00 at Washington), 68 yards
- 9 Terry Kirby (12/19/93 vs. Buffalo), 148 yards
- 8 Jack Clancy (11/19/67 at Oakland), 114 yards
- 8 Jack Clancy (12/10/67 vs. San Diego), 96 yards
- 8 Troy Stradford (11/1/87 vs. Pittsburgh), 46 yards
- 8 Terry Kirby (12/5/93 vs. N. Y. Giants), 95 yards

MOST CONSECUTIVE GAMES WITH RECEPTION

- 92 Mark Clayton (6th in 1986 through 16th in 1992 - missed 13th in 1986, 1st in 1989, 1st in 1990, 10th through 14th in 1990 and 1st through 3rd in 1992)
- 74 O.J. McDuffie (3rd in 1995 through 15th in 1999 - current, missed 11th through 13th and 16th in 1999)
- 43 Mark Duper (16th in 1989 through 10th in 1992)
- 43 Keith Byars (1st in 1993 through 2nd in 1996 - missed 10th through 16th in 1994)

MOST RECEIVING YARDS**Career**

- 8,869 Mark Duper (1982-92), 17.4 per catch
- 8,643 Mark Clayton (1983-92), 15.7 per catch
- 7,547 Nat Moore (1974-86), 14.8 per catch
- 4,931 O.J. McDuffie (1993-99), 12.3 per catch
- 4,534 Duriel Harris (1976-83, 1985), 16.9 per catch
- 3,592 Tony Nathan (1979-89), 9.4 per catch
- 3,355 Paul Warfield (1970-74), 21.5 per catch
- 3,190 Irving Fryar (1993-95), 16.0 per catch
- 3,064 Howard Twilley (1966-76), 14.5 per catch
- 2,759 Tony Martin (1989-93, 1999), 15.7 per catch

Season

- 1,389 Mark Clayton (1984), 73 receptions
- 1,313 Mark Duper (1986), 67 receptions
- 1,306 Mark Duper (1984), 71 receptions
- 1,270 Irving Fryar (1994), 73 receptions
- 1,150 Mark Clayton (1986), 60 receptions
- 1,129 Mark Clayton (1988), 86 receptions
- 1,085 Mark Duper (1991), 70 receptions
- 1,053 Mark Clayton (1991), 70 receptions
- 1,050 O.J. McDuffie (1998), 90 receptions
- 1,037 Tony Martin (1999), 67 receptions
- 1,011 Mark Clayton (1989), 64 receptions
- 1,010 Irving Fryar (1993), 64 receptions
- 1,003 Mark Duper (1983), 51 receptions

Game

- 217 Mark Duper (11/10/85 vs. N.Y. Jets), 8 receptions
- 211 Irving Fryar (9/4/94 vs. New England), 5 receptions
- 210 Nat Moore (10/4/81 vs. N.Y. Jets), 7 receptions
- 202 Mark Duper (10/9/83 vs. Buffalo), 7 receptions

- 180 Duriel Harris (10/28/79 vs. Green Bay), 10 receptions

MOST RECEIVING YARDS BY ROOKIE**Season**

- 874 Terry Kirby (1993), 75 receptions
- 868 Jack Clancy (1967), 67 receptions
- 605 Nat Moore (1974), 37 receptions
- 575 Ferrell Edmunds (1988), 33 receptions

Game

- 148 Terry Kirby (12/19/93 vs. Buffalo), 9 receptions
- 126 Jack Clancy (12/3/67 at Houston), 7 receptions
- 121 Mel Baker (12/15/74 vs. New England), 4 receptions
- 117 Ferrell Edmunds (11/27/88 at N.Y. Jets), 2 receptions
- 116 Duriel Harris (11/22/76 vs. Baltimore), 5 receptions
- 114 Jack Clancy (11/19/67 at Oakland), 8 receptions

MOST RECEIVING TOUCHDOWNS**Career**

- 81 Mark Clayton (1983-92), 550 receptions
- 74 Nat Moore (1974-86), 510 receptions
- 59 Mark Duper (1982-92), 511 receptions
- 33 Paul Warfield (1970-74), 156 receptions
- 29 O.J. McDuffie (1993-99), 401 receptions

Season

- 18 Mark Clayton (1984), 73 receptions
- 14 Mark Clayton (1988), 86 receptions
- 12 Nat Moore (1977), 52 receptions
- 12 Mark Clayton (1991), 70 receptions
- 11 Karl Noonan (1968), 58 receptions
- 11 Paul Warfield (1971), 43 receptions
- 11 Paul Warfield (1973), 29 receptions
- 11 Mark Duper (1986), 67 receptions

Game

- 4 Paul Warfield (12/15/73 vs. Detroit), 21,7,16,4
- 4 Mark Ingram (11/27/94 at N.Y. Jets), 10,17,28,8
- 3 Paul Warfield (11/14/71 vs. Pittsburgh), 12,86,60
- 3 Nat Moore (11/24/77 at St. Louis), 4,9,28
- 3 Mark Clayton (12/17/84 vs. Dallas), 41,39,63
- 3 Mark Duper (12/20/87 at L.A. Rams), 69,5,20
- 3 Mark Duper (12/20/87 vs. Washington), 26,59,6
- 3 Irving Fryar (9/4/94 vs. New England), 54,50,35
- 3 O.J. McDuffie (11/29/98 vs. New Orleans), 22,7,9
- 3 Lamar Thomas (12/21/98 vs. Denver), 9,56,17

MOST RECEIVING TOUCHDOWNS BY ROOKIE**Season**

- 5 Andre Brown (1989), 24 receptions
- 3 Jack Harper (1967), 11 receptions

- 3 Jimmy Cefalo (1978), 6 receptions
- 3 Ferrell Edmunds (1988), 33 receptions
- 3 Terry Kirby (1993), 75 receptions

MOST CONSECUTIVE GAMES WITH RECEIVING TOUCHDOWN

- 6 Paul Warfield (4th through 9th in 1971)
- 6 Mark Clayton (13th through 16th in 1988 and 2nd through 3rd in 1989)

HIGHEST RECEIVING AVERAGE

Career (minimum 100 receptions)

- 21.5 Paul Warfield (1970-74), 156 receptions
- 17.4 Mark Duper (1982-92), 511 receptions
- 16.9 Duriel Harris (1976-83, 1985), 269 receptions
- 16.0 Irving Fryar (1993-95), 199 receptions
- 15.7 Tony Martin (1990-93, 1999), 176 receptions

Season (minimum 24 receptions)

- 25.1 Paul Warfield (1970), 28/703 yards
- 23.2 Paul Warfield (1971), 43/996 yards
- 21.8 Jimmy Cefalo (1981), 29/631 yards
- 20.9 Paul Warfield (1972), 29/606 yards
- 20.0 Bo Roberson (1966), 26/519 yards

Game (minimum three receptions)

- 52.7 Paul Warfield (11/14/71 vs. Pittsburgh) 3/158
- 42.2 Irving Fryar (9/4/94 vs. New England), 5/211
- 41.3 Nat Moore (10/10/76 at Baltimore), 3/124
- 40.0 Paul Warfield (10/3/70 vs. Oakland), 3/120
- 38.0 Nat Moore (9/25/77 at San Francisco), 3/114

HIGHEST RECEIVING AVERAGE BY ROOKIE

Season (minimum 24 receptions)

- 17.4 Ferrell Edmunds (1988), 33/575 yards
- 17.1 Andre Brown (1989), 24/410 yards
- 16.4 Nat Moore (1974), 37/605 yards

Game (minimum three receptions)

- 30.3 Mel Baker (12/15/74 vs. New England), 4/121
- 23.2 Duriel Harris (11/12/76 vs. Baltimore), 5/116
- 21.0 Andre Brown (10/29/89 at Buffalo), 5/105

MOST 100-YARD RECEIVING GAMES

Career

- 28 Mark Duper (1982-92)
- 22 Mark Clayton (1983-92)
- 12 Nat Moore (1974-86)
- 10 Paul Warfield (1970-74)
- 10 Duriel Harris (1976-83, 1985)
- 10 Irving Fryar (1993-95)

Season

- 8 Mark Duper (1986)
- 6 Mark Clayton (1984)
- 6 Irving Fryar (1994)
- 5 Mark Clayton (1989)
- 5 Tony Martin (1999)
- 4 Paul Warfield (1971)

- 4 Duriel Harris (1979)
- 4 Mark Duper (1984)

MOST 100-YARD RECEIVING GAMES BY ROOKIE

Season

- 3 Jack Clancy (1967)
- 2 Terry Kirby (1993)
- 1 Mel Baker (1974)
- 1 Duriel Harris (1976)
- 1 Ferrell Edmunds (1988)
- 1 Andre Brown (1989)

MOST CONSECUTIVE 100-YARD RECEIVING GAMES

- 4 Irving Fryar (10th through 13th in 1994)
- 3 Mark Clayton (14th through 16th in 1984)
- 3 Mark Duper (3rd through 5th in 1986)

TOTAL YARDS FROM SCRIMMAGE

(rushing/receiving)

Career

- 8,859 Mark Duper (1982-92), -10/8,869
- 8,751 Mark Clayton (1983-92), 108/8,643
- 7,795 Nat Moore (1974-86), 248/7,547
- 7,425 Larry Csonka (1968-74, 1979), 6,737/688
- 7,135 Tony Nathan (1979-87), 3,543/3,592
- 5,854 Jim Kiick (1968-74), 3,644/2,210
- 4,983 O.J. McDuffie (1993-99), 52/4,931
- 4,567 Duriel Harris (1976-83, 1985), 33/4,534

Season

- 1,450 Delvin Williams (1978), 1,258/192
- 1,424 Mark Clayton (1984), 35/1,389
- 1,318 Tony Nathan (1985), 667/651
- 1,306 Mark Duper (1984), 0/1,306
- 1,303 Mark Duper (1986), -10/1,313
- 1,276 Lorenzo Hampton (1986), 830/446
- 1,270 Irving Fryar (1994), 0/1,270
- 1,264 Terry Kirby (1993), 390/874
- 1,255 Karim Abdul-Jabbar (1996), 1,116/139
- 1,234 Tony Nathan (1981), 782/452

Game

- 252 Troy Stradford (11/22/87 at Dallas), 169/83
- 217 Mark Duper (11/10/85 vs. N.Y. Jets), 0/217

By Rookie, Season

- 1,264 Terry Kirby (1993), 390/874
- 1,255 Karim Abdul-Jabbar (1996), 1,116/139
- 1,076 Troy Stradford (1987), 619/457
- 1,043 Jim Kiick (1968), 621/422
- 864 Jack Clancy (1967), -4/868

COMBINED YARDAGE

(rushing/receiving/returns)

Career

- 9,276 Mark Clayton (1983-92), 108/8,643/525
- 8,950 Nat Moore (1974-86), 248/7,547/1,155
- 8,859 Mark Duper (1982-92), -10/8,869/0
- 8,752 Tony Nathan (1979-87), 3,543/3,592/1,617
- 8,213 O.J. McDuffie (1993-99), 52/4,931/3,230
- 7,486 Mercury Morris (1969-75), 3,877/491/3,118

Season

- 1,655 John Avery (1998), 503/67/1,085

- 1,603 Tony Nathan (1979), 68/213/1,322
- 1,552 O.J. McDuffie (1995), 6/819/727
- 1,524 Brock Marion (1999), 0/0/1,524
- 1,518 Mark Clayton (1984), 35/1,389/94

Game

- 302 Mercury Morris (11/1/70 at Baltimore)
8-89/3-68/6-145
- *280 O.J. McDuffie (12/30/95 at Buffalo)
1-9/11-154/6-117
- 254 Freddie Solomon (10/9/77 at Baltimore)
0-0/4-51/7-203
- 252 Freddie Solomon (12/5/76 vs. Buffalo)
1-59/5-114/1-79t
- 252 Troy Stradford (11/22/87 at Dallas)
17-169/6-83/0-0

By Rookie, Season

- 1,655 John Avery (1998), 503/67/1,085
- 1,603 Tony Nathan (1979), 68/213/1,322
- 1,483 Mercury Morris (1969), 110/65/1,308

PUNTING

MOST PUNTS

Career

- 633 Larry Seiple (1967-77), 25,347 yards
- 555 Reggie Roby (1983-92), 24,035 yards
- 227 George Roberts (1978-80), 9,314 yards

Season

- 93 Klaus Wilmsmeyer (1998), 42.5 average
- 83 Tom Orosz (1981), 40.8 average
- 81 George Roberts (1978), 40.3 average

Game

- 10 George Wilson, Jr. (9/9/66 vs. N.Y. Jets), 483 yards
- 10 George Roberts (10/12/80 at New England), 445 yards
- 10 Klaus Wilmsmeyer (9/20/98 vs. Pittsburgh), 458 yards
- 9 Larry Seiple (9/18/77 at Buffalo), 325 yards

HIGHEST PUNTING AVERAGE

Career (minimum 120 punts)

- 44.2 John Kidd (1994-97), 201 punts
- 43.3 Reggie Roby (1983-92), 555 punts
- 41.0 George Roberts (1978-80), 227 punts

Season (minimum 40 punts)

- 46.3 John Kidd (1996), 78 punts
- 45.7 Reggie Roby (1991), 54 punts
- 44.7 Reggie Roby (1984), 51 punts
- 44.2 Reggie Roby (1986), 56 punts
- 43.7 Reggie Roby (1985), 59 punts

Game (minimum 4 punts)

- 58.5 Reggie Roby (9/28/86 vs. San Francisco),
4-234 yards
- 54.4 John Kidd (10/27/96 vs. Dallas), 5-272 yards
- 53.8 Reggie Roby (10/20/91 vs. Houston),
4-215 yards
- 52.7 Reggie Roby (9/22/91 vs. Green Bay),
7-369 yards
- 52.3 Reggie Roby (9/15/91 at Detroit), 4-
209 yards

LONGEST PUNTS

- 77 Reggie Roby (11/29/87 at Buffalo), net 77

- 73 Larry Seiple (11/14/71 vs. Pittsburgh),
touchback
- 73 Reggie Roby (9/28/86 vs. San Francisco),
touchback
- 73 Reggie Roby (10/5/86 at New England),
net 73
- 71 George Roberts (11/2/80 at Oakland),
net 62

PUNT RETURNS

MOST PUNT RETURNS

Career

- 127 Jake Scott (1970-75)
- 127 O.J. McDuffie (1993-99)
- 79 Tom Vigorito (1981-85)
- 75 Scott Schwedes (1987-90)
- 71 Freddie Solomon (1975-77)

Season

- 41 Mark Clayton (1983), 9.6 average
- 36 Tom Vigorito (1981), 10.5 average
- 33 Jake Scott (1971), 9.6 average

Game

- 7 Mercury Morris (10/19/69 at Kansas City), 17.6 average
- 6 Jake Scott (11/10/74 at New Orleans),
16.5 average
- 6 Freddie Solomon (12/5/77 vs. Baltimore),
9.3 average
- 6 Tom Vigorito (11/30/81 vs. Philadelphia),
12.2 average
- 6 Mark Clayton (11/20/83 vs. Baltimore),
16.2 average
- 6 Vince Heflin (9/23/84 vs. Indianapolis),
12.7 average
- *6 Nate Jacquet (1/9/00 at Seattle), 10.5 avg.

MOST PUNT RETURN YARDS

Career

- 1,330 Jake Scott (1970-75)
- 1,127 O.J. McDuffie (1993-99)
- 830 Tom Vigorito (1981-85)
- 810 Freddie Solomon (1975-77)

Season

- 392 Mark Clayton (1983), 9.6 average
- 379 Tom Vigorito (1981), 10.5 average
- 354 Terrell Buckley (1998), 12.2 average

Game

- 123 Mercury Morris (10/19/69 at Kansas City), 7 returns
- 114 O.J. McDuffie (12/13/93 vs. Pittsburgh),
5 returns
- 106 James Pruitt (9/14/86 vs. Indianapolis),
2 returns
- 99 Jake Scott (11/10/74 at New Orleans),
6 returns

MOST PUNT RETURN TOUCHDOWNS

Career

- 2 Freddie Solomon (1975-77)
- 2 Tom Vigorito (1981-85)
- 2 O.J. McDuffie (1993-99)

Season

- 2 O.J. McDuffie (1993)

LONGEST PUNT RETURNS

- 87t Tom Vigorito (9/10/81 vs. Pittsburgh)
- 86t Tony Nathan (10/14/79 vs. Buffalo)
- 79t Freddie Solomon (12/5/76 vs. Buffalo)
- 77t Jake Scott (11/22/70 vs. Baltimore)
- 72t O.J. McDuffie (12/13/93 vs. Pittsburgh)
- 71t James Pruitt (9/14/86 vs. Indianapolis)
- 71t O.J. McDuffie (10/24/93 vs. Indianapolis)

HIGHEST PUNT RETURN AVERAGE

Career (minimum 50 returns)

- 11.4 Freddie Solomon (1975-77), 71 returns
- 10.5 Jake Scott (1970-75), 127 returns
- 10.5 Tom Vigorito (1981-85), 79 returns

Season (minimum 14 returns)

- 12.5 Nate Jacquet (1999), 28 returns
- 12.3 Freddie Solomon (1975), 26 returns
- 12.2 Terrell Buckley (1998), 29 returns
- 12.1 Jake Scott (1973), 22 returns

Game (minimum 4 returns)

- 22.8 O.J. McDuffie (12/13/93 vs. Pittsburgh), 5-114 yards
- 21.5 O.J. McDuffie (10/24/93 vs. Indianapolis), 4-86 yards
- 21.5 Nate Jacquet (10/17/99 at New England), 4-86 yards
- 18.8 Charlie Babb (11/23/75 vs. Baltimore), 4-75 yards

MOST FAIR CATCHES

Career

- 90 O.J. McDuffie (1993-99) of 217 punts
- 55 Jake Scott (1970-75) of 182 punts
- 30 Scott Miller (1991-94) of 83 punts
- 29 Dick Anderson (1968-77) of 74 punts

Season

- 24 O.J. McDuffie (1996) of 46 punts
- 22 O.J. McDuffie (1993) of 36 punts
- 18 Jake Scott (1971) of 51 punts
- 16 Jake Scott (1973) of 38 punts

Game

- 6 Jake Scott (12/20/70 vs. Buffalo) of 8 punts

KICKOFF RETURNS

MOST KICKOFF RETURNS

Career

- 123 Fulton Walker (1981-85)
- 111 Mercury Morris (1969-75)
- 96 Lorenzo Hampton (1985-89)

Season

- 62 Brock Marion (1999), 24.6 average
- 45 Tony Nathan (1979), 22.6 average
- 45 Lorenzo Hampton (1985), 22.7 average
- 43 Mercury Morris (1969), 26.4 average
- 43 John Avery (1998), 25.2 average

Game

- 7 Don Bessillieu (10/12/80 at New England), 20.4 average
- 7 Fulton Walker (11/8/81 at New England), 23.7 average
- 7 Joe Cribbs (12/18/88 at Pittsburgh), 21.3 average
- 7 Brock Marion (12/12/99 at N.Y. Jets), 20.4 avg.

MOST KICKOFF RETURN YARDS

Career

- 2,947 Mercury Morris (1969-75)
- 2,944 Fulton Walker (1981-85)
- 2,103 O.J. McDuffie (1993-99)
- 2,058 Irving Spikes (1994-97)
- 2,025 Lorenzo Hampton (1985-89)

Season

- 1,524 Brock Marion (1999), 24.6 average
- 1,136 Mercury Morris (1969), 26.4 average
- 1,085 John Avery (1998), 25.2 average
- 1,020 Lorenzo Hampton (1985), 22.7 average

Game

- 204 Gene Milton (9/21/68 vs. Oakland), long 73
- **190 Fulton Walker (1/30/83 vs. Washington), long 98t
- 185 Fulton Walker (10/12/81 at Buffalo), long 90t

MOST KICKOFF RETURN TOUCHDOWNS

Career

- 3 Mercury Morris (1969-75)
- 1 by three players (last – Marc Logan, 10/1/89 at Houston)

Season

- 1 Six times (last – Marc Logan, 10/1/89 at Houston)

LONGEST KICKOFF RETURNS

- 105t Mercury Morris (9/14/69 at Cincinnati)
- **98t Fulton Walker (1/30/83 vs. Washington)
- 97t Marc Logan (10/1/89 at Houston)
- 96t Mercury Morris (12/6/70 vs. Boston)
- 95t Joe Auer (9/2/66 vs. Oakland)
- 95 Bobby Neff (9/14/68 vs. Houston)

HIGHEST KICKOFF RETURN AVERAGE

Career (minimum 50 returns)

- 26.5 Mercury Morris (1969-75), 111 returns
- 25.3 Duriel Harris (1976-83, 1985), 56 returns
- 24.0 Brock Marion (1998-99), 68 returns

Season (minimum 14 returns)

- 32.9 Duriel Harris (1976), 17 returns, 559 yards
- 29.6 Gary Davis (1977), 14 returns, 414 yards
- 29.0 Mercury Morris (1970), 28 returns, 812 yards

Game (minimum 4 returns)

- **47.5 Fulton Walker (1/30/83 vs. Washington), 4-190
- 42.8 Freddie Solomon (10/9/77 at Baltimore), 4-171
- 39.3 Brock Marion (10/4/99 vs. Buffalo), 4-157

INTERCEPTIONS

MOST INTERCEPTIONS

Career

- 35 Jake Scott (1970-75)
- 34 Dick Anderson (1968-77)
- 29 Glenn Blackwood (1979-87)
- 24 William Judson (1982-89)
- 24 Louis Oliver (1989-93, 1995-96)

Season

- 10 Dick Westmoreland (1967), 127 yards
- 8 Willie West (1966), 62 yards

- 8 Dick Anderson (1968), 230 yards
- 8 Dick Anderson (1970), 191 yards
- 8 Dick Anderson (1973), 163 yards
- 8 Jake Scott (1974), 75 yards
- 8 Terrell Buckley (1998), 157 yards
- 8 Sam Madison (1998), 114 yards

Game

- 4 Dick Anderson (12/3/73 vs. Pittsburgh), 121 yards
- 3 Willie West (10/23/66 at Houston), 49 yards
- 3 Dick Westmoreland (1/26/67 vs. Buffalo), 43 yards
- 3 Charlie Babb (9/22/75 vs. Oakland), 18 yards
- 3 Curtis Johnson (11/9/75 vs. N.Y. Jets), 25 yards
- 3 Larry Gordon (12/10/78 vs. Oakland), 35 yards
- *3 A.J. Duhe (1/23/83 vs. N.Y. Jets), 36 yards
- 3 William Judson (10/16/83 at N.Y. Jets), 23 yards
- 3 Louis Oliver (10/4/92 at Buffalo), 170 yards
- 3 Sam Madison (11/7/99 vs. Tennessee), 101 yards

MOST INTERCEPTIONS BY ROOKIE

Season

- 8 Dick Anderson (1968), 230 yards
- 5 Lloyd Mumphord (1969), 102 yards
- 5 Jake Scott (1970), 112 yards
- 5 Don McNeal (1980), 17 yards

Game

- 2 Dick Anderson (11/24/68 at Boston), 109 yards
- 2 Jake Scott (12/7/69 vs. Denver), 0 yards
- 2 Don McNeal (10/12/80 at New England), 2 yards
- 2 Jarvis Williams (10/9/88 at L.A. Raiders), 23 yards

MOST CONSECUTIVE GAMES WITH INTERCEPTION

- 5 Dick Westmoreland (9th through 13th in 1967)

MOST INTERCEPTION RETURN YARDS

Career

- 792 Dick Anderson (1968-77), 23.3 average
- 569 Louis Oliver (1989-93, 1995-96), 23.7 average
- 425 Jake Scott (1970-75), 12.1 average
- 398 Glenn Blackwood (1979-87), 13.7 average
- 378 Gerald Small (1978-83), 16.4 average

Season

- 230 Dick Anderson (1968), 8 for 28.8 average
- 200 Louis Oliver (1992), 5 for 40.0 average
- 198 Jimmy Warren (1966), 5 for 39.6 average
- 191 Dick Anderson (1970), 8 for 23.9 average

Game

- 170 Louis Oliver (10/4/92 at Buffalo), 3 interceptions

- 121 Dick Anderson (12/3/73 vs. Pittsburgh), 4 interceptions
- 109 Dick Anderson (11/24/68 at Boston), 2 interceptions

LONGEST INTERCEPTION RETURNS

- 103t Louis Oliver (10/4/92 at Buffalo), Jim Kelly
- 96t Dick Anderson (11/24/68 at Boston), Tom Sherman
- 91t Terrell Buckley (10/13/96 at Buffalo), Jim Kelly
- 86t Dick Anderson (12/20/70 vs. Buffalo), Dennis Shaw
- 86t William Judson (60t), Mike Kozlowski (26, lateral), (9/9/84 vs. New England), Steve Grogan
- 76t Troy Vincent (58t), Gene Atkins (18, lateral), (12/12/94 vs. Kansas City), Steve Bono
- 70t Jimmy Warren (11/13/66 at Kansas City), Len Dawson
- 67t Troy Vincent (9/3/95 vs. N.Y. Jets), Boomer Esiason
- *62t Dick Anderson (1/2/72 vs. Baltimore), John Unitas
- 61t William Judson (9/8/85 at Houston), Warren Moon
- 61t Calvin Jackson (11/25/96 vs. Pittsburgh), Mike Tomczak
- 61 Terrell Buckley (12/13/98 vs. N.Y. Jets), Vinny Testaverde

TOUCHDOWN INTERCEPTIONS

Career

- 3 Dick Anderson (1968-77)
- 3 Zach Thomas (1996-99)
- 2 Dick Westmoreland (1966-69)
- 2 Jimmy Warren (1966-67)
- 2 Bill Stanfill (1969-76)
- 2 Lloyd Mumphord (1969-74)
- 2 Mike Kozlowski (1979-86)
- 2 Don McNeal (1980-89)
- 2 William Judson (1982-89)
- 2 Louis Oliver (1989-93, 1995-96)
- 2 Troy Vincent (1992-95)
- 2 Terrell Buckley (1995-99)

Season

- 2 Bill Stanfill (1969), 15, 17 yards
- 2 Dick Anderson (1973), 27, 38 yards
- 2 Mike Kozlowski (1983), 35, 38 yards
- 2 Zach Thomas (1998), 17, 1 yards

Game

- 2 Dick Anderson (12/3/73 vs. Pittsburgh)
- 2 Mike Kozlowski (12/16/83 vs. N.Y. Jets)

SACKS

MOST SACKS

Career

- 67½ Bill Stanfill (1969-76)
- 65½ Doug Betters (1978-87)
- 64 Vern Den Herder (1971-81)
- 59½ Jeff Cross (1988-95)
- 40 Trace Armstrong (1995-99)

Season

- 18½ Bill Stanfill (1973)
- 16 Doug Betters (1983)
- 14 Doug Betters (1984)
- 14 Bryan Cox (1992)
- 12 Trace Armstrong (1996)

Game

- 5 Bill Stanfill (10/7/73 vs. N.Y. Jets)
- 5 Vern Den Herder (10/21/73 vs. Buffalo)
- 5 Bill Stanfill (11/17/74 vs. Buffalo)
- 4 Vern Den Herder (9/22/74 at Buffalo)
- 4 Vern Den Herder (11/11/79 vs. Baltimore)
- 4 Doug Betters (9/4/83 at Buffalo)
- 4 E.J. Junior (10/6/91 at New England)

MOST SACKS BY ROOKIE**Season**

- 8 Bill Stanfill (1969)
- 8 Lorenzo Bromell (1998)
- 7 A.J. Duhe (1977)
- 6 Marco Coleman (1992)
- 5 Derrick Rodgers (1997)
- 5 Jason Taylor (1997)

Game

- 3 A.J. Duhe (11/6/77 at N.Y. Jets)
- 3 Marco Coleman (10/25/92 vs. Indianapolis)
- 2 Bill Stanfill (10/26/69 vs. Buffalo)
- 2 Bob Baumhower (11/20/77 at Cincinnati)
- 2 A.J. Duhe (12/11/77 at New England)
- 2 Doug Betters (10/29/78 vs. Baltimore)
- 2 Charles Bowser (1/2/83 at Baltimore)
- 2 John Bosa (12/17/87 vs. N.Y. Jets)
- 2 Marco Coleman (11/1/92 at N.Y. Jets)
- 2 Shane Burton (12/1/96 at Oakland)
- 2 Derrick Rodgers (10/12/97 at N.Y. Jets)
- 2 Lorenzo Bromell (9/13/98 vs. Buffalo)
- 2 Lorenzo Bromell (11/29/98 vs. New Orleans)

FUMBLES

MOST FUMBLES**Career**

- 106 Dan Marino (1983-99)
- 52 Bob Griese (1967-80)
- 34 Tony Nathan (1979-87)
- 29 Mercury Morris (1969-75)
- 21 Larry Csonka (1968-74, 1979)

Season

- 9 Bob Griese (1971)
- 9 Tony Nathan (1980)
- 9 Dan Marino (1985)
- 9 Dan Marino (1986)
- 9 Dan Marino (1994)
- 9 Dan Marino (1998)
- 8 Five times (last - Dan Marino, 1997)

Game

- 4 Craig Erickson (10/6/96 vs. Seattle)
- 3 Rick Norton (9/9/66 vs. N.Y. Jets)
- 3 Rick Norton (11/9/69 at Boston)
- 3 Mercury Morris (11/15/70 vs. New Orleans)
- 3 Tony Nathan (11/30/80 vs. San Diego)
- 3 Scott Schwedes (12/13/87 at Philadelphia)
- 3 Dan Marino (10/27/97 vs. Chicago)

MOST FUMBLES BY ROOKIE**Season**

- 8 Tony Nathan (1979)
- 7 Scott Schwedes (1987)
- 6 Bob Griese (1967)
- 6 Rick Norton (1966)
- 6 Troy Stradford (1987)

Game

- 3 Rick Norton (9/9/66 vs. N.Y. Jets)
- 3 Scott Schwedes (12/13/87 at Philadelphia)

MOST OWN FUMBLE RECOVERIES**Career**

- 38 Dan Marino (1983-99)
- 23 Bob Griese (1967-80)

Season

- 7 Dan Marino (1988)
- 6 Bob Griese (1971)
- 4 Rick Norton (1969)
- 4 Dan Marino (1986)

Game

- 3 Rick Norton (11/9/69 at Boston)
- 3 Craig Erickson (10/6/96 vs. Seattle)

MOST OPPONENT FUMBLE RECOVERIES**Career**

- 17 Dick Anderson (1968-77)
- 17 Bob Baumhower (1977-86)
- 14 Vern Den Herder (1971-81)
- 12 Larry Gordon (1976-82)
- 11 Glenn Blackwood (1979-87)

Season

- 6 Dick Anderson (1972)
- 5 Bud Brown (1985)
- 4 Nine times (last - Louis Oliver, 1996)

Game

- 2 Tom Nomina (11/13/66 at Kansas City), 0 yards
- 2 Art Powell (10/18/70 at Buffalo), 0 yards
- 2 Jim Riley (11/7/76 vs. Buffalo), 0 yards
- 2 Jeris White (11/28/76 at Cleveland), 0 yards
- 2 Bob Baumhower (12/11/77 at New England), 0 yards
- 2 Tim Foley (11/29/79 vs. New England), 2 yards
- 2 Glenn Blackwood (10/19/80 vs. Buffalo), 0 yards
- 2 Doug Betters (11/6/83 at San Francisco), 0 yards
- 2 Bud Brown (9/8/85 vs. Houston), 6 yards
- 2 Bryan Cox (10/31/93 vs. Kansas City), 1 yard

LONGEST FUMBLE RETURN

- 68 A.J. Duhe (10/15/78 at San Diego), Dan Fouts

FUMBLE RETURNS FOR TOUCHDOWNS

- 59t Trell Hooper (10/11/87 vs. Kansas City), Robert Parker
- 55t Liffort Hobley (10/11/87 vs. Kansas City), Chris Smith
- 44t Don Bessillieu (10/19/80 vs. Buffalo), Joe Cribbs

- 37t Pat Johnson (12/24/95 at St. Louis),
Todd Kinchen
- 35t Dick Anderson (10/15/72 vs. San Diego),
Mike Garrett
- 25t Mike Kozlowski (12/6/81 vs. New
England), Sam Cunningham
- 22t Terrell Buckley (10/27/97 vs. Chicago),
Ricky Proehl
- 21t Bob Baumhower (10/7/84 at Pittsburgh),
Mark Malone
- 19t Liffort Hobley (10/9/88 at L.A. Raiders),
Vance Mueller
- 13t Nick Buoniconti (9/30/73 vs. New
England), John Tarver
- 13t Bob Baumhower (10/9/78 vs. Cincinnati),
Dave Turner
- 13t Brian Sochia (12/30/90 vs. Indianapolis),
Jeff George
- 10t Willie West (10/6/68 at Houston), Bob
Davis
- 10t Sean Hill (9/1/96 vs. New England),
Louis Oliver
- 7t Bob Brudzinski (10/27/85 at Detroit),
Eric Hipple
- 4t O.J. McDuffie (10/12/97 at N.Y. Jets),
Charles Jordan
- 4t Jason Taylor (9/13/99 at Denver), Brian
Griese
- 1t Cliff Odom (10/28/90 at Indianapolis),
Jack Trudeau
- 0t Chuck Klingbeil (9/22/91 vs. Green
Bay), Don Majkowski
- 0t Scott Miller (9/1/96 vs. New England),
Stanley Pritchett
- 0t Tim Bowens (11/30/97 at Oakland),
Jeff George

TOUCHDOWN FUMBLE RETURNS

Career

- 2 Bob Baumhower (1977-86)
2 Liffort Hobley (1987-93)

TAKEAWAYS

(interceptions/fumble recoveries)

MOST TAKEAWAYS

Career

- 51 Dick Anderson (1968-77), 34 INTs, 17 FRs
42 Jake Scott (1970-75), 35 INTs, 7 FRs
41 Glenn Blackwood (1979-87), 29 INTs,
12 FRs
31 Louis Oliver (1989-93, 1995-96), 24
INTs, 7 FRs
30 Curtis Johnson (1970-78), 22 INTs, 8
FRs
30 Tim Foley (1970-80), 22 INTs, 8 FRs

Season

- 11 Dick Anderson (1970), 8 INTs, 3 FRs
11 Jake Scott (1974), 8 INTs, 3 FRs
10 Dick Westmoreland (1967), 10 INTs
9 Dick Anderson (1968), 8 INTs, 1 FR
9 Dick Anderson (1972), 3 INTs, 6 FRs
9 Terrell Buckley (1998), 8 INTs, 1 FR

Game

- 4 Dick Anderson (12/3/73 vs. Pittsburgh),
4 INTs

- 4 Jeris White (11/26/76 at Cleveland), 2
INTs, 2 FRs

MOST TAKEAWAYS BY ROOKIE

Season

- 9 Dick Anderson (1968), 8 INTs, 1 FR
7 Lloyd Mumphord (1969), 5 INTs, 2 FRs
7 Curtis Johnson (1970), 3 INTs, 4 FRs
7 Jarvis Williams (1988), 4 INTs, 3 FRs

Game

- 3 Lloyd Mumphord (12/7/69 vs. Denver),
2 INTs, 1 FR

BLOCKED KICKS

MOST BLOCKED KICKS

Career

- 9 Curtis Johnson (1970-78), 6 FGs, 2
Punts, 1 PAT
8 Lloyd Mumphord (1969-74), 7 FGs, 1
Punt
5 Vern Den Herder (1971-81), 4 FGs, 1
Punt
5 William Judson (1982-89), 3 FGs, 2
Punts
5 Jeff Cross (1988-95), 3 FGs, 1 Punt, 1
PAT

Season

- 4 Wahoo McDaniel (1966), 1 FG, 3 PATs
3 Frank Cornish (1970), 2 FGs, 1 PAT
3 Curtis Johnson (1972), 1 FG, 2 Punts
3 Shane Burton (1998), 3 FGs

MOST BLOCKED FIELD GOALS

Career

- 7 Lloyd Mumphord (1969-74)
6 Curtis Johnson (1970-78)
4 Vern Den Herder (1971-81)
4 Bob Baumhower (1977-86)

Season

- 3 Shane Burton (1998)
2 Ten times, last 1984

BLOCKED FIELD GOAL RETURNS

- 51t Lloyd Mumphord (12/6/70 vs. Boston),
Gino Capelletti
47t Curtis Johnson (12/19/71 vs. Green
Bay), Tim Webster

SHORT FIELD GOAL RETURNS

- 50 Jake Scott (12/6/70 vs. Boston), Gino
Capelletti

MOST BLOCKED PUNTS

Career

- 3 Tim Foley (1970-80)
2 Curtis Johnson (1970-78)
2 William Judson (1982-89)
2 Marc Logan (1989-91)

Season

- 2 Curtis Johnson (1972)
2 Tim Foley (1973)
2 Marc Logan (1991)

BLOCKED PUNT RETURNS

- 19t Mark Higgs (10/18/90 vs. New
England), Brian Hansen

8t Tim Foley (11/11/73 vs. Baltimore),
David Lee
*5t Charlie Babb (12/24/72 vs. Cleveland),
Don Cockroft
5t Tim Foley (11/11/73 vs. Baltimore),
David Lee

MOST BLOCKED POINTS AFTER TOUCHDOWNS

Career

3 Wahoo McDaniel (1966-68)
3 Doug Betters (1978-87)

TEAM RECORDS

CHAMPIONSHIPS

SUPER BOWL:

2 1972, 1973

AMERICAN FOOTBALL CONFERENCE:

5 1971, 1972, 1973, 1982, 1984

AFC EASTERN DIVISION:

15 1971, 1972, 1973, 1974, 1975, 1977,
1978, 1979, 1981, 1982, 1983, 1984,
1985, 1992, 1994

PLAYOFF BERTHS:

19 1970, 1971, 1972, 1973, 1974, 1978,
1979, 1981, 1982, 1983, 1984, 1985,
1990, 1992, 1994, 1995, 1997, 1998,
1999

GAMES

REGULAR-SEASON RECORD: 308-200-4 (.605)

PLAYOFF RECORD: 19-17 (.528)

OVERALL RECORD: 327-217-4 (.600)

HOME REGULAR-SEASON RECORD:

177-74-3 (.703)

PRO PLAYER STADIUM REGULAR-SEASON

RECORD: 67-36 (.650)

HOME PLAYOFF RECORD: 14-5 (.737)

PRO PLAYER STADIUM PLAYOFF RECORD:

4-1 (.800)

HOME OVERALL RECORD: 191-79-3 (.705)

PRO PLAYER STADIUM OVERALL RECORD:

71-37 (.657)

ROAD REGULAR-SEASON RECORD:

131-126-1 (.510)

ROAD PLAYOFF RECORD: 5-12 (.294)

ROAD OVERALL RECORD: 136-138-1 (.496)

MOST WINS IN A SEASON:

17 in 1972 (14 regular season, 3 playoffs)
16 in 1984 (14 regular season, 2 playoffs)

BEST SEASON WINNING PERCENTAGE:

1.000 in 1972 (14-0 regular season, 3-0
playoffs)

FEWEST WINS IN A SEASON: 3 in 1966 and 1969

LOWEST SEASON WINNING PERCENTAGE:

.214 in 1966 (3-11)

CONSECUTIVES

MOST WINS:

18 1st in 1972 through 1st in 1973

MOST REGULAR-SEASON WINS:

16 14th in 1971 through 1st in 1973
16 12th in 1983 through 11th in 1984

MOST HOME WINS:

31 10/17/71 through 12/15/74

MOST REGULAR-SEASON HOME WINS:

27 10/17/71 through 12/15/74

MOST ROAD WINS:

9 9/17/72 through 1/14/73

MOST REGULAR-SEASON ROAD WINS:

7 9/17/72 through 12/10/72
7 12/4/83 through 11/4/84

MOST WINS IN A SERIES:

20 vs. Buffalo, 1970-79

MOST PRESEASON WINS:

11 5th in 1975 through 3rd in 1977

MOST LOSSES:

8 2nd through 9th in 1967

MOST REGULAR-SEASON LOSSES:

8 2nd through 9th in 1967

MOST HOME LOSSES:

4 12/23/67 through 9/28/68
4 10/23/88 through 12/4/88

MOST ROAD LOSSES:

10 11/13/66 through 12/3/67

MOST LOSSES IN A SERIES:

8 vs. N.Y. Jets, 1966-69

MOST PRESEASON LOSSES:

7 5th in 1988 through 2nd in 1990
5 1st through 5th in 1969

SCORING

MOST POINTS SCORED

Season 513 1984
Game 55 11/24/77 at St. Louis

FEWEST POINTS SCORED

Season 198 1982, 9 games
213 1966
Game 0 11 times, last 11/25/99 at
Dallas

MOST POINTS ALLOWED

Season 407 1967
Game *62 1/15/00 at Jacksonville
58 9/18/66 at Buffalo

51 9/21/86 at N.Y. Jets
50 9/7/86 at San Diego

FEWEST POINTS ALLOWED

Season 131 1982, 9 games
150 1973, 14 games
Game 0 23 times, last 11/7/99 vs. Tennessee

MOST POINTS, BOTH TEAMS

Game 96 at N.Y. Jets 51, Miami 45, ot (9/21/86)
81 Buffalo 47, at Miami 34 (12/19/93)
*79 San Diego 41, at Miami 38, ot (1/2/82)
79 L.A. Raiders 45, at Miami 34 (12/2/84)
79 at Miami 41, Tampa Bay 38 (10/20/85)
78 at San Diego 50, Miami 28 (9/7/86)
*78 at Buffalo 44, Miami 34 (1/12/91)

FEWEST POINTS, BOTH TEAMS

Game 3 at New England 3, Miami 0 (12/12/82)
9 New England 6, at Miami 3 (11/20/88)
12 at Miami 9, Kansas City 3 (10/20/74)
12 Miami 12, at Buffalo 0 (9/4/83)

MOST DECISIVE WIN

Game 52 52-0 vs. New England (11/12/72)
44 44-0 vs. Baltimore (11/11/73)
43 43-0 at N.Y. Jets (10/19/75)
42 45-3 vs. N.Y. Jets (11/24/86)
42 42-0 vs. Kansas City (10/11/87)

MOST DECISIVE LOSS

Game *55 62-7 at Jacksonville (1/15/00)
45 48-3 vs. Kansas City (9/28/68)
41 41-0 at Kansas City (10/8/67)
41 41-0 at Indianapolis (12/14/97)
35 35-0 at Baltimore (11/1/70)
35 42-7 at Kansas City (10/13/91)
*35 38-3 at Denver (1/9/99)

MOST TOUCHDOWNS SCORED

Season 70 1984
Game 8 11/24/77 at St. Louis

FEWEST TOUCHDOWNS SCORED

Season 26 1966

MOST TOUCHDOWNS ALLOWED

Season 53 1967
Game 8 9/18/66 at Buffalo
*8 1/15/00 at Jacksonville

FEWEST TOUCHDOWNS ALLOWED

Season 15 1973

MOST TOUCHDOWNS SCORED BY

Rushing
Season 26 1972, 1975
Game 4 Eight times, last 1989

Passing

Season 49 1984
Game 6 11/24/77 at St. Louis
6 9/21/86 at N.Y. Jets

Interception

Season 4 1966, 1998
Game 2 12/3/73 vs. Pittsburgh
2 9/12/82 at N.Y. Jets
2 12/16/83 vs. N.Y. Jets
2 12/6/98 at Oakland

Kickoff Return

1 Eight times, last 1989

Punt Return

2 1993

Fumble Return

Season 3 1997
2 1987, 1990, 1996
Game 2 10/11/87 vs. Kansas City
2 9/1/96 vs. New England

Blocked Punt Return

Season 2 1973
Game 2 11/11/73 vs. Baltimore

FEWEST TOUCHDOWNS SCORED BY

Rushing 5 1966
Passing 12 1969

MOST TOUCHDOWNS ALLOWED BY

Rushing

Season 23 1986
Game 5 9/4/88 at Chicago

Passing

Season 31 1967
Game 5 Four times, last 1983

Interception

Season 7 1999
Game 2 12/18/88 at Pittsburgh
2 11/23/97 at New England
2 10/17/99 at New England

Kickoff Return

2 1994

Punt Return

1 Seven times, last 1994

Fumble Return

2 1991, 1992, 1993, 1998, 1999

Blocked FG

Return 1 1979, 1989

FEWEST TOUCHDOWNS ALLOWED BY

Rushing 6 1998, 1999
Passing 5 1973

MOST POINTS AFTER TOUCHDOWN SCORED

Season 66 1984
Game 7 11/12/72 vs. New England
7 11/24/77 at St. Louis
7 9/3/95 vs. N.Y. Jets

MOST POINTS AFTER TOUCHDOWN SCORED, OPPONENT

Season 47 1967
Game *8 1/15/00 at Jacksonville
7 9/18/66 at Buffalo

MOST FIELD GOALS SCORED

Season 39 1999
Game 6 10/17/99 at New England

MOST FIELD GOALS SCORED, OPPONENT

Season 31 1999
Game 5 9/28/69 at Houston
5 9/25/88 at Indianapolis
*5 1/17/93 vs. Buffalo

MOST SAFETIES SCORED

Season	2	1978
Game	1	12 times, last 10/10/99 at Indianapolis

MOST SAFETIES SCORED, OPPONENT

Season	2	Five times, last 1989
Game	1	19 times, last 1997

SCORE BY QUARTERS, DOLPHINS

1st -	21	12/20/70 vs. Buffalo
	21	10/2/77 vs. Houston
2nd -	28	12/17/67 vs. Boston
	24	10/23/77 vs. Seattle
	24	10/29/78 vs. Baltimore
	24	11/20/83 vs. Baltimore
	24	10/9/88 at L.A. Raiders
	24	12/1/91 vs. Tampa Bay
3rd -	21	11/3/74 vs. Atlanta
	21	9/12/82 at N.Y. Jets
	21	9/2/84 at Washington
	21	10/11/87 vs. Kansas City
	21	11/12/89 at N.Y. Jets
	21	10/18/92 vs. New England
	21	12/12/94 vs. Kansas City
4th -	21	9/3/95 vs. N.Y. Jets
	25	10/10/99 at Indianapolis
	*22	12/30/95 at Buffalo
	21	9/30/73 vs. New England
	21	9/29/74 at San Diego

SCORE BY QUARTERS, OPPONENT

1st -	24	9/28/68 vs. Kansas City
	*24	1/2/82 vs. San Diego
	*24	1/15/00 at Jacksonville
2nd -	31	12/14/97 at Indianapolis
	28	9/21/86 at N.Y. Jets
3rd -	21	12/19/93 vs. Buffalo
	21	12/4/94 vs. Buffalo
4th -	28	10/2/66 at San Diego
	28	12/15/91 at San Diego

SCORE BY QUARTERS, BOTH TEAMS

1st -	27	9/28/68 vs. Kansas City
		Kansas City 24, Miami 3
2nd -	42	9/21/86 at N.Y. Jets
		N.Y. Jets 28, Miami 14
	35	9/3/95 vs. N.Y. Jets
		Miami 21, N.Y. Jets 14
3rd -	29	9/4/94 vs. New England
		Miami 15, New England 14
	28	12/10/67 vs. San Diego
		Miami 14, San Diego 14
	28	12/19/93 vs. Buffalo
		Buffalo 21, Miami 7
	28	11/27/94 at N.Y. Jets
		Miami 14, N.Y. Jets 14
4th -	39	10/10/99 at Indianapolis
		Miami 25, Indianapolis 14
	35	11/17/74 vs. Buffalo
		Buffalo 21, Miami 14
	35	12/15/91 at San Diego
		San Diego 28, Miami 7

MOST CONSECUTIVE QUARTERS HELD SCORELESS, DOLPHINS

13	1973, 3rd Q in 8th through 3rd Q in 11th
----	--

MOST CONSECUTIVE QUARTERS HELD SCORELESS, OPPONENT

11	1970, 1st Q in 6th through 3rd Q in 8th
----	---

SCORE BY HALVES, DOLPHINS

1st -	35	12/17/67 vs. Boston
	31	12/20/70 vs. Buffalo
	31	12/2/85 vs. Chicago
	31	12/7/86 at New Orleans
2nd -	31	9/22/85 vs. Kansas City
	31	12/12/94 vs. Kansas City
	31	9/3/95 vs. N.Y. Jets
	29	9/4/94 vs. New England
	29	9/25/94 at Minnesota

SCORE BY HALVES, OPPONENT

1st -	48	9/18/66 at Buffalo
2nd -	38	10/2/66 at San Diego
	35	12/4/94 vs. Buffalo
	31	10/3/76 vs. Los Angeles

SCORE BY HALVES, BOTH TEAMS

1st -	58	9/18/66 at Buffalo
		Buffalo 48, Miami 10
	52	9/21/86 at N.Y. Jets
		N.Y. Jets 31, Miami 21
2nd -	52	10/9/83 vs. Buffalo
		Miami 28, Buffalo 24

TIME OF POSSESSION (SINCE 1977)**HIGHEST TIME OF POSSESSION**

Season	32:38	1979
Game	43:39	12/7/87 vs. N.Y. Jets
	41:55	12/16/96 vs. Buffalo
	41:17	10/28/79 vs. Green Bay
	41:05	10/28/90 at Indianapolis
	40:56	10/9/83 vs. Buffalo (OT)

LOWEST TIME OF POSSESSION

Season	27:02	1988
Game	14:28	9/4/88 at Chicago
	16:32	10/1/89 at Houston
	18:02	10/27/96 vs. Dallas
	19:34	11/1/92 at N.Y. Jets
	19:42	9/23/90 at N.Y. Giants

HIGHEST TIME OF POSSESSION ALLOWED

Season	32:58	1988
Game	46:29	10/4/81 vs. N.Y. Jets (OT)
	45:32	9/4/88 at Chicago
	44:53	10/27/97 vs. Chicago (OT)
	43:28	10/1/89 at Houston
	42:28	12/9/90 vs. Philadelphia (OT)

LOWEST TIME OF POSSESSION ALLOWED

Season	27:22	1979
Game	16:21	12/7/87 vs. N.Y. Jets
	18:05	12/16/96 vs. Buffalo
	18:43	10/28/79 vs. Green Bay
	18:55	10/28/90 at Indianapolis
	*19:14	1/16/83 vs. San Diego

FIRST DOWNS**MOST FIRST DOWNS**

Season	387	1984
Game	34	11/24/77 at St. Louis
	34	12/12/88 vs. Cleveland

FEWEST FIRST DOWNS

Season	200	1966
Game	6	11/14/99 at Buffalo
	7	10/3/70 vs. Oakland
	7	9/23/90 at N.Y. Giants
	8	9/24/67 vs. Kansas City
	8	10/12/80 at New England

MOST FIRST DOWNS ALLOWED

Season	359	1988
Game	39	11/27/88 at N.Y. Jets
	*34	1/2/82 vs. San Diego
	34	11/18/84 at San Diego

FEWEST FIRST DOWNS ALLOWED

Season	186	1972
Game	4	11/11/73 vs. Baltimore
	5	9/2/79 at Buffalo
	7	9/24/72 vs. Houston
	7	10/28/90 at Indianapolis

MOST FIRST DOWNS, BOTH TEAMS

Season	701	1984
Game	*59	1/2/82 vs. San Diego
	59	10/9/83 vs. Buffalo
	59	11/27/88 at N.Y. Jets

FEWEST FIRST DOWNS, BOTH TEAMS

Season	312	1982
Game	15	11/9/69 at Boston
	21	Three times, last 1973

MOST FIRST DOWNS BY**Rushing**

Season	170	1972
Game	19	10/29/72 at Baltimore
	19	11/24/77 at St. Louis

Passing

Season	250	1986
Game	26	12/12/88 vs. Cleveland
	24	9/15/85 vs. Indianapolis
	24	9/21/86 at N.Y. Jets
	24	11/16/86 at Buffalo
	24	9/24/89 vs. N.Y. Jets

Penalty

Season	31	1979, 1983
Game	6	12/4/66 at Denver
	6	11/26/67 vs. Buffalo
	6	9/8/96 at Arizona

FEWEST FIRST DOWNS BY**Rushing**

Season	65	1967
Game	0	10/15/67 at Boston
	*0	1/15/00 at Jacksonville

Passing

Season	91	1973
Game	1	9/4/83 at Buffalo

Penalty

Season	13	1973
--------	----	------

MOST FIRST DOWNS ALLOWED BY**Rushing**

Season	155	1988
Game	**24	1/30/83 vs. Washington
	*18	12/30/95 at Buffalo
	17	Three times, last 1988

Passing

Season	205	1993
--------	-----	------

Game	23	11/27/88 at N.Y. Jets
	*21	1/2/82 vs. San Diego
	21	10/4/92 at Buffalo

Penalty

Season	34	1998
Game	7	10/9/83 vs. Buffalo
	5	Nine times, last 9/19/99 vs. Arizona

FEWEST FIRST DOWNS ALLOWED BY**Rushing**

Season	66	1969
Game	0	12/20/70 vs. Buffalo
	0	10/13/74 at Washington
	*0	1/9/00 at Seattle

Passing

Season	78	1973
Game	0	12/8/68 vs. Boston
	1	11/5/79 vs. Houston
	1	12/12/82 at New England

Penalty

Season	8	1973, 1974
--------	---	------------

TOTAL NET YARDS

MOST NET YARDS GAINED

Season	6,936	1984
Game	584	10/23/88 vs. N.Y. Jets
	*569	1/6/85 vs. Pittsburgh
	552	9/30/84 at St. Louis
	552	10/21/84 at New England

FEWEST NET YARDS GAINED

Season	3,458	1966
Game	88	10/12/80 at New England
	101	11/14/99 at Buffalo
	111	9/9/66 vs. N.Y. Jets

MOST NET YARDS ALLOWED

Season	6,050	1986
Game	597	11/27/88 at N.Y. Jets
	593	10/3/76 vs. Los Angeles
	582	9/1/91 at Buffalo
	581	9/21/86 at N.Y. Jets
	*564	1/2/82 vs. San Diego

FEWEST NET YARDS ALLOWED

Season	3,281	1973
Game	76	10/21/73 vs. Buffalo
	118	10/16/66 vs. Denver
	121	9/27/79 at Buffalo
	132	11/11/73 vs. Baltimore
	132	10/11/87 vs. Kansas City
	132	10/28/90 at Indianapolis

MOST NET YARDS GAINED, BOTH TEAMS

Season	12,374	1986
Game	1,066	9/21/86 at N.Y. Jets
	*1,038	12/30/95 at Buffalo
	1,037	11/27/88 at N.Y. Jets
	*1,036	1/2/82 vs. San Diego

FEWEST NET YARDS GAINED, BOTH TEAMS

Season	4,970	1982
Game	335	10/16/66 vs. Denver

RUSHING

MOST RUSHING YARDS

Season	2,960	1972
Game	315	11/11/73 vs. Baltimore
	304	12/3/72 at New England
	302	11/7/71 vs. Buffalo
	301	9/30/73 vs. New England

FEWEST RUSHING YARDS

Season	1,205	1988
Game	14	11/19/90 vs. L.A. Raiders
	*14	1/9/99 at Denver
	*21	1/15/00 at Jacksonville
	23	9/24/67 vs. Kansas City
	23	11/29/87 at Buffalo
	23	12/19/93 vs. Buffalo

MOST RUSHING YARDS ALLOWED

Season	2,506	1988
Game	*341	12/30/95 at Buffalo
	305	12/18/88 at Pittsburgh
	280	10/29/89 at Buffalo
	279	12/3/67 at Houston

FEWEST RUSHING YARDS ALLOWED

Season	1,430	1994
Game	16	9/2/66 vs. Oakland
	18	10/18/92 vs. New England
	26	10/13/74 at Washington
	26	12/19/99 vs. San Diego
	28	9/8/96 at Arizona

MOST RUSHING YARDS, BOTH TEAMS

Season	4,627	1978
Game	487	12/5/76 vs. Buffalo
	444	9/30/73 vs. New England

FEWEST RUSHING YARDS, BOTH TEAMS

Season	2,629	1982
Game	74	11/23/98 at New England
	79	12/19/99 vs. San Diego
	81	9/22/91 vs. Green Bay
	89	12/22/97 vs. New England
	94	12/21/98 vs. Denver

MOST RUSHING ATTEMPTS

Season	613	1972
Game	58	10/5/75 at Green Bay
	56	9/12/82 at N.Y. Jets
	55	11/24/77 at St. Louis

FEWEST RUSHING ATTEMPTS

Season	326	1967
Game	*8	1/8/95 at San Diego
	**9	1/20/85 vs. San Francisco
	9	9/7/86 at San Diego
	10	9/4/88 at Chicago
	10	12/2/90 at Washington

MOST RUSHING ATTEMPTS, OPPONENT

Season	557	1988
Game	*59	1/12/86 vs. New England
	54	9/4/88 at Chicago
	**52	1/30/83 vs. Washington
	*52	12/30/95 at Buffalo
	51	Five times, last 1989

FEWEST RUSHING ATTEMPTS, OPPONENT

Season	293	1982
--------	-----	------

Game	7	9/4/94 at Green Bay
	12	10/10/70 at N.Y. Jets
	12	12/7/87 vs. N.Y. Jets
	12	10/28/90 at Indianapolis

HIGHEST RUSHING AVERAGE

Season	5.00	1971
	4.97	1973

LOWEST RUSHING AVERAGE

Season	3.13	1997
	3.27	1999
	3.33	1989

HIGHEST RUSHING AVERAGE, OPPONENT

Season	4.88	1968
--------	------	------

LOWEST RUSHING AVERAGE, OPPONENT

Season	3.52	1979
	3.53	1969

PASSING

MOST NET YARDS PASSING

Season	5,018	1984
Game	521	10/23/88 vs. N.Y. Jets
	456	9/4/94 vs. New England
	446	9/24/89 vs. N.Y. Jets
	442	10/1/95 at Cincinnati
	*435	1/6/85 vs. Pittsburgh
	435	9/21/86 at N.Y. Jets

FEWEST NET YARDS PASSING

Season	1,582	1973
Game	22	11/23/69 vs. Houston
	*26	12/30/73 vs. Oakland
	26	9/4/83 at Buffalo

MOST NET YARDS PASSING ALLOWED

Season	3,655	1996
Game	449	9/21/86 at N.Y. Jets
	427	10/1/67 at N.Y. Jets
	426	10/3/76 vs. Los Angeles
	426	11/27/88 at N.Y. Jets
	418	9/4/94 vs. New England

FEWEST NET YARDS PASSING ALLOWED

Season	1,290	1973
Game	1	10/21/73 vs. Buffalo
	11	11/5/79 vs. Houston
	13	12/12/82 at New England
	20	11/11/73 vs. Baltimore
	24	10/22/72 vs. Buffalo

MOST NET YARDS PASSING, BOTH TEAMS

Season	8,336	1986
Game	884	9/21/86 at N.Y. Jets

FEWEST NET YARDS PASSING, BOTH TEAMS

Season	2,341	1982
	2,872	1973
Game	72	12/12/82 at New England

MOST GROSS YARDS PASSING

Season	5,146	1984
Game	521	10/23/88 vs. N.Y. Jets
	473	9/4/94 vs. New England
	470	12/2/84 vs. L.A. Raiders
	450	10/1/95 at Cincinnati
	448	9/21/86 at N.Y. Jets

FEWEST GROSS YARDS PASSING

Season	1,675	1973
Game	*34	12/30/73 vs. Oakland
	46	9/4/83 at Buffalo

MOST GROSS YARDS PASSING ALLOWED

Season	3,888	1996
Game	479	9/21/86 at N.Y. Jets
	440	10/1/67 at N.Y. Jets
	436	10/3/76 vs. Los Angeles
	*433	1/2/82 vs. San Diego
	433	11/27/88 at N.Y. Jets

FEWEST GROSS YARDS PASSING ALLOWED

Season	1,604	1973
Game	13	12/12/82 at New England
	25	11/5/79 vs. Houston
	35	12/9/73 at Baltimore
	45	10/22/72 vs. Buffalo

MOST PASS ATTEMPTS

Season	645	1986
Game	*66	12/30/95 at Buffalo
	60	10/23/88 vs. N.Y. Jets
	60	11/23/97 at New England
	59	12/29/93 vs. Buffalo
	58	9/28/86 vs. San Francisco

FEWEST PASS ATTEMPTS

Season	256	1973
Game	*6	12/30/73 vs. Oakland
	**7	1/13/74 vs. Minnesota
	10	11/9/69 at Boston
	10	11/22/73 at Dallas

MOST PASS ATTEMPTS, OPPONENT

Season	577	1994
Game	58	10/4/92 at Buffalo
	56	11/18/84 at San Diego
	55	10/9/83 vs. Buffalo
	55	12/12/94 vs. Kansas City

FEWEST PASS ATTEMPTS, OPPONENT

Season	320	1973
Game	5	12/12/82 at New England

MOST PASS COMPLETIONS

Season	392	1986
Game	39	11/16/86 at Buffalo
	38	11/23/97 at New England
	35	12/2/84 vs. L.A. Raiders
	35	9/28/86 vs. San Francisco
	35	10/23/88 vs. N.Y. Jets
	35	12/3/95 vs. Atlanta

FEWEST PASS COMPLETIONS

Season	133	1973
Game	3	10/15/73 at Cleveland
	*3	12/30/73 vs. Oakland

MOST PASS COMPLETIONS, OPPONENT

Season	334	1994
Game	38	10/9/83 vs. Buffalo
	37	11/18/84 at San Diego

FEWEST PASS COMPLETIONS, OPPONENT

Season	151	1973
Game	2	11/9/69 at Boston
	2	12/12/82 at New England
	4	11/14/76 at Pittsburgh

INTERCEPTIONS

MOST INTERCEPTIONS

Season	32	1978, 458 yards
Game	6	12/3/73 vs. Pittsburgh
	6	10/19/75 at N.Y. Jets
	6	9/10/78 at Baltimore
	6	11/21/82 at Buffalo
	6	10/16/83 at N.Y. Jets
	6	12/6/98 at Oakland

FEWEST INTERCEPTIONS

Season	10	1997, 92 yards
	11	1976, 144 yards

MOST INTERCEPTIONS, OPPONENT

Season	32	1966, 370 yards
Game	6	11/13/66 at Kansas City

FEWEST INTERCEPTIONS, OPPONENT

Season	10	1971, 166 yards
--------	----	-----------------

MOST INTERCEPTION RETURN YARDS

Season	522	1966
Game	218	10/4/92 at Buffalo

FEWEST INTERCEPTION RETURN YARDS

Season	92	1997
	124	1977

MOST INTERCEPTION RETURN YARDS, OPPONENT

Season	596	1969
Game	160	11/23/97 at New England
	151	12/2/84 vs. L.A. Raiders

FEWEST INTERCEPTION RETURN YARDS, OPPONENT

Season	96	1982
--------	----	------

PENALTIES

MOST PENALTIES

Season	111	1996, 852 yards
	111	1999, 936 yards
Game	14	10/1/95 at Cincinnati
	14	11/3/96 at New England
	13	11/26/95 at Indianapolis
	13	10/27/97 vs. Chicago (OT)
	13	10/17/99 at New England

MOST YARDS PENALIZED

Season	936	1999, on 111
Game	143	10/1/95 at Cincinnati
	135	10/3/70 vs. Oakland
	132	10/23/88 vs. N.Y. Jets
	126	11/30/69 vs. Boston (at Tampa)
	124	10/30/83 vs. L.A. Rams

FEWEST PENALTIES

Season	48	1968, 485 yards
Game	0	12/23/67 vs. Houston
	0	12/8/68 vs. Boston
	0	9/29/91 at N.Y. Jets
	*0	1/10/93 vs. San Diego
	0	12/21/98 vs. Denver

FEWEST YARDS PENALIZED

Season	416	1973, on 52
--------	-----	-------------

Game	0	12/23/67 vs. Houston
	0	12/8/68 vs. Boston
	0	9/29/91 at N.Y. Jets
	*0	1/10/93 vs. San Diego
	0	12/21/98 vs. Denver

MOST PENALTIES, OPPONENT

Season	108	1980, 923 yards
Game	19	12/22/85 vs. Buffalo
	17	10/18/87 at N.Y. Jets
	15	10/11/69 vs. San Diego
	15	10/9/83 vs. Buffalo

MOST YARDS PENALIZED, OPPONENT

Season	923	1980, on 108
Game	156	9/20/69 at Oakland
	144	11/5/67 at Buffalo
	126	11/15/87 vs. Indianapolis

FEWEST PENALTIES, OPPONENT

Season	59	1967, 691 yards
Game	1	Ten times, last 1997

FEWEST YARDS PENALIZED, OPPONENT

Season	525	1974, on 67
Game	5	Five times, last 1986

MOST PENALTIES, BOTH TEAMS

Season	209	1996, 1,638 yards
Game	26	12/22/85 vs. Buffalo
	23	11/10/85 vs. N.Y. Jets
	22	10/18/87 at N.Y. Jets
	22	12/1/96 at Oakland

MOST YARDS PENALIZED, BOTH TEAMS

Season	1,739	1998, on 203
	1,675	1997, on 185
Game	230	10/3/70 vs. Oakland
	227	11/30/69 vs. Boston (at Tampa)

FEWEST PENALTIES, BOTH TEAMS

Season	112	1967, 1,181 yards
Game	2	12/23/67 vs. Houston
	2	11/11/73 vs. Baltimore
	2	12/12/82 at New England

FEWEST YARDS PENALIZED, BOTH TEAMS

Season	1,032	1973, on 113
Game	10	11/11/73 vs. Baltimore
	10	12/12/82 at New England
	20	12/8/68 vs. Boston

PUNTING

MOST PUNTS

Season	97	1998
Game	10	9/9/66 vs. N.Y. Jets
	10	10/12/80 at New England
	*10	1/23/83 vs. N.Y. Jets
	10	9/20/98 vs. Pittsburgh

MOST PUNT YARDS

Season	4,064	1998, 41.9 average
Game	483	9/9/66 vs. N.Y. Jets

FEWEST PUNTS

Season	35	1982
Game	0	9/23/79 vs. Chicago
	0	10/12/86 vs. Buffalo
	0	12/12/88 vs. Cleveland

MOST PUNTS, OPPONENT

Season	90	1983
Game	11	11/11/73 vs. Baltimore

MOST PUNT YARDS OPPONENT

Season	3,986	1998, 45.3 average
Game	475	9/20/98 vs. Pittsburgh

FEWEST PUNTS, OPPONENT

Season	40	1982
Game	0	12/17/67 vs. Boston
	0	9/21/97 at Tampa Bay
	1	12 times, last 1997

MOST PUNTS, BOTH TEAMS

Season	185	1998
Game	*20	1/23/83 vs. N.Y. Jets
	20	9/20/98 vs. Pittsburgh

FEWEST PUNTS, BOTH TEAMS

Season	75	1982
Game	1	10/12/86 vs. Buffalo
	2	9/23/79 vs. Chicago
	2	12/12/88 vs. Cleveland

HIGHEST PUNTING AVERAGE

Season	46.3	1996, 78 punts
x-Game	58.5	9/28/86 vs. San Francisco

HIGHEST PUNTING AVERAGE, OPPONENT

Season	45.3	1998, 88 punts
x-Game	55.5	9/28/68 vs. Kansas City
x-minimum 4 punts		

PUNT RETURNS

MOST PUNT RETURNS

Season	55	1983, 581 yards
Game	7	10/19/69 at Kansas City

MOST PUNT RETURN YARDS

Season	581	1983, 55 returns
Game	123	10/19/69 at Kansas City
	123	12/13/93 vs. Pittsburgh

MOST PUNT RETURNS, OPPONENT

Season	45	1981, 286 yards
Game	8	9/9/66 vs. N.Y. Jets

MOST PUNT RETURN YARDS, OPPONENT

Season	424	1999, 42 returns
Game	115	10/12/80 at New England
	110	11/1/70 at Baltimore

KICKOFF RETURNS

MOST KICKOFF RETURNS

Season	72	1999, 1,713 yards
Game	9	9/18/66 at Buffalo
	9	9/7/86 at San Diego
	*9	1/15/00 at Jacksonville

MOST KICKOFF RETURN YARDS

Season	1,713	1999, 72 returns
Game	245	12/5/71 at New England
	229	11/13/66 at Kansas City

MOST KICKOFF RETURNS, OPPONENT

Season	70	1978, 1,459 yards
Game	9	11/24/77 at St. Louis

MOST KICKOFF RETURN YARDS, OPPONENT

Season	1,549	1975, 65 returns
	1,549	1994, 66 returns
Game	251	12/12/94 vs. Kansas City
	207	9/17/67 vs. Denver
	200	11/24/77 at St. Louis

SACKS**MOST SACKS**

Season	49	1983, 363 yards
	45	1973, 314 yards
	45	1990, 348 yards
	45	1998, 270 yards
Game	9-59	10/21/73 vs. Buffalo
	8-61	9/20/81 at Houston
	8-57	9/13/98 vs. Buffalo
	8-47	12/6/98 at Oakland

FEWEST SACKS

Season	16	1966, 180 yards
--------	----	-----------------

MOST SACKS, OPPONENT

Season	53	1969, 481 yards
	52	1968, 441 yards
Game	9-53	10/17/99 at New England
	8-83	11/16/69 at Buffalo
	8-80	9/20/70 at Boston

FEWEST SACKS, OPPONENT

Season	7	1988, 41 yards
	10	1989, 86 yards
	11	1982, 87 yards
	13	1973, 93 yards
	13	1987, 101 yards

MOST CONSECUTIVE GAMES WITH NO SACKS ALLOWED

19	5th through 16th in 1988 and 1st through 7th in 1989
----	--

MOST SACKS, BOTH TEAMS

Season	78	1969, 689 yards
--------	----	-----------------

FEWEST SACKS, BOTH TEAMS

Season	31	1988, 208 yards
--------	----	-----------------

FUMBLES**MOST FUMBLES**

Season	37	1986, 1987
Game	7	10/6/96 vs. Seattle
	6	11/26/89 vs. Pittsburgh
	*6	1/15/00 at Jacksonville

MOST FUMBLES LOST

Season	17	1987, 1992
Game	5-5	9/25/83 vs. Kansas City
	*6-5	1/15/00 at Jacksonville
	5-4	11/15/70 vs. New Orleans

*5-4	1/12/86 vs. New England
4-4	9/7/86 at San Diego
5-4	10/18/90 vs. New England
4-4	12/27/98 at Atlanta

FEWEST FUMBLES

Season	14	1976
--------	----	------

MOST FUMBLES, OPPONENT

Season	39	1983
Game	7	11/7/71 vs. Buffalo
	7	9/18/77 at Buffalo
	7	10/23/83 at Baltimore
	7	12/4/94 vs. Buffalo

MOST FUMBLES LOST, OPPONENT

Season	21	1971, 1978
--------	----	------------

TAKEAWAY/GIVEAWAY**BEST RATIO**

Season	+23	1978, 53 TAs, 30 GAs
	+18	1972, 46 TAs, 28 GAs
	+17	1983, 44 TAs, 27 GAs
	+12	1996, 36 TAs, 24 GAs
	+10	1968, 40 TAs, 30 GAs

WORST RATIO

Season	-18	1989, 23 TAs, 41 GAs
	-11	1969, 31 TAs, 42 GAs
	-10	1986, 31 TAs, 42 GAs
	-8	1967, 36 TAs, 44 GAs
	-7	1991, 21 TAs, 28 GAs
	-7	1993, 27 TAs, 34 GAs

MOST TAKEAWAYS

Season	53	1978, 21 FRs, 32 INTs
	46	1966, 15 FRs, 31 INTs
	46	1972, 20 FRs, 26 INTs
	45	1980, 17 FRs, 28 INTs
	44	1983, 18 FRs, 26 INTs

FEWEST TAKEAWAYS

Season	21	1991, 9 FRs, 12 INTs
	23	1989, 8 FRs, 15 INTs
	27	Five times, last 1997

MOST TAKEAWAYS, OPPONENT

Season	44	1967, 16 FRs, 28 INTs
	42	1966, 10 FRs, 32 INTs
	42	1969, 13 FRs, 29 INTs
	42	1980, 16 FRs, 26 INTs
	41	Two times, last 1989

FEWEST TAKEAWAYS, OPPONENT

Season	20	1997, 8 FRs, 12 INTs
	23	1971, 13 FRs, 10 INTs
	23	1976, 8 FRs, 15 INTs
	23	1982, 10 FRs, 13 INTs
	24	1996, 13 FRs, 11 INTs

**DOLPHIN FACT**

Since 1970, the Dolphins have won or shared the AFC East title in 15 of those 30 seasons and earned trips to post-season action in 19 of those 30 years.

ALL-TIME LEADERS

(**Boldface** indicates active player)

RUSHING

PLAYER	YEARS	NO.	YDS.	AVG.	LG	TD
1. Larry Csonka	1968-74, 1979	1506	6737	4.5	54t	53
2. Mercury Morris	1969-75	754	3877	5.1	70t	29
3. Jim Kiick	1968-74	997	3644	3.7	56	28
4. Tony Nathan	1979-87	732	3543	4.8	46	16
5. Karim Abdul-Jabbar	1996-99	888	3063	3.4	45	33
6. Mark Higgs	1990-94	702	2648	3.8	31	14
7. Delvin Williams	1978-80	643	2632	4.1	65	13
8. Andra Franklin	1981-84	622	2232	3.6	29	22
9. Benny Malone	1974-78	503	2129	4.2	66t	16
10. Bernie Parmalee	1992-98	513	1959	3.8	47t	15
11. Lorenzo Hampton	1985-89	500	1949	3.9	54t	22
12. Sammie Smith	1989-91	509	1787	3.5	33	15
13. Woody Bennett	1980-88	424	1761	4.2	27	10
14. Don Nottingham	1973-77	365	1524	4.2	56	25
15. Norm Bulaich	1975-79	340	1498	4.4	63	17
16. Gary Davis	1976-79	318	1389	4.4	65t	7
17. Troy Stradford	1987-90	343	1332	3.9	51	10
18. Ron Davenport	1985-89	274	1127	4.1	64	13
19. Terry Kirby	1993-95	287	1037	3.6	38	9
20. Bob Griese	1967-80	261	994	3.8	35	7
21. Irving Spikes	1994-97	252	934	3.7	49	8
22. Leroy Harris	1977-78	214	929	4.3	77t	6
23. David Woodley	1980-83	173	771	4.5	29	9
24. Joe Carter	1984-86	118	589	5.0	35	1
25. J.J. Johnson	1999	164	558	3.4	34	4
26. Stan Mitchell	1966-70	173	548	3.1	30	4
27. Joe Auer	1966-67	165	544	3.3	41	5
28. Marc Logan	1989-91	140	523	3.7	17	2
29. John Avery	1998-99	143	503	3.5	44	2
30. Bobby Humphrey	1992	102	471	4.6	21	1
31. Hubert Ginn	1970-75	101	415	4.1	46	3
32. Cecil Collins	1999	131	414	3.2	25t	2
33. David Overstreet	1983	85	392	4.6	44	1
34. Keith Byars	1993-96	98	377	3.8	77t	6
35. Sam Price	1966-68	82	313	3.8	38	1
36. Abner Haynes	1967	56	274	4.9	65t	2
37. Cookie Gilchrist	1966	72	262	3.6	22	0
38. Terry Robiskie	1980-81	78	250	3.2	36	2
39. Nat Moore	1974-86	40	248	6.2	36	1
40. Steve Howell	1979-81	68	235	3.4	23	1
41. Billy Joe	1966	71	232	3.3	14	0
42. Charles Leigh	1971-73	48	228	4.8	34t	1
43. Tom Vigorito	1981-85	54	215	4.0	30t	2
Stan Winfrey	1975-77	55	215	3.9	13	1
45. Stanley Pritchett	1996-99	63	211	3.3	25	2
46. Eddie Hill	1981-84	52	209	4.0	24	1
47. Ronald Scott	1987	47	199	4.2	24	3
48. Jack Harper	1967-68	41	197	4.8	37	1
49. Freddie Solomon	1975-77	14	190	13.6	59t	1
50. Jerris McPhail	1996-97	23	174	7.6	71t	1
51. Paul Warfield	1970-74	16	166	10.4	39	0
52. Larry Seiple	1967-77	16	159	9.9	34	0
Pete Johnson	1984	68	159	2.3	9	9
54. Jim Jensen	1981-92	26	142	5.5	23	0
55. George Wilson	1966	27	137	5.1	37	0
56. Rick Casares	1966	43	135	3.1	10	0

	PLAYER	YEARS	NO.	YDS.	AVG.	LG	TD
57.	Tony Paige	1990-92	49	131	2.7	11	3
58.	Damon Huard	1997-99	28	124	4.4	25	0
59.	Earl Morrall	1972-76	23	120	5.2	31t	1
60.	Aaron Craver	1991-94	29	110	3.8	19	1
61.	Gene Milton	1968-69	9	108	12.0	34	0
	Mark Clayton	1983-92	14	108	7.7	30	0
63.	Scott Secules	1989-91	16	103	6.4	17	1
64.	Scott Mitchell	1990-93	29	99	3.4	32	0
65.	Kyle Mackey	1987	17	98	5.8	17	2
	Autry Denson	1999	28	98	3.5	20	0
67.	Dan Marino	1983-99	301	87	0.3	15	9
68.	George Chesser	1966-67	18	77	4.3	19	0
69.	Frank Jackson	1966-67	3	70	23.3	48	0
70.	Bob Torrey	1979	13	61	4.7	17	1
71.	Clarence Bailey	1987	10	55	5.5	13	0
72.	O.J. McDuffie	1993-99	14	52	3.7	12	0
73.	Jim Braxton	1978	20	48	2.4	15	2
74.	Nick Giaquinto	1980-81	8	47	5.9	20	0
75.	Mark Konecny	1987	6	46	7.7	19	0
76.	John Tagliaferri	1987	13	45	3.5	7	1
77.	Lawrence Phillips	1997	18	44	2.4	8	0
78.	Bernie Kosar	1994-96	9	42	4.7	17	1
79.	Rickey Isom	1987	9	41	4.6	8	1
	Rick Norton	1966-69	19	41	2.2	13	0
81.	James Saxon	1992-94	17	36	2.1	9	0
82.	Duriel Harris	1976-83, 1985	3	33	11.0	20	0
83.	Rich Diana	1982	8	31	3.9	7	0
84.	Tom Brown	1987-89	16	29	1.8	6	0
85.	Larry Izzo	1996-99	1	26	26.0	26	0
86.	John Stofa	1966-67, 1969-70	7	24	3.4	14	1
	Craig Erickson	1996-98	15	24	1.6	12	0
88.	Joe Cribbs	1988	5	21	4.2	11	0
89.	Don Strock	1974-87	51	20	0.4	18	2
90.	Rob Konrad	1999	9	16	1.8	5	0
91.	Garrett Limbrick	1990	5	14	2.8	05	0
92.	Tom Orosz	1981-82	1	13	13.0	13	0
	Gary Tucker	1968	4	13	3.3	7	0
94.	Marlin Briscoe	1972-74	3	12	4.0	17	0
	Charles Jordan	1996-98	3	12	4.0	16	0
	Ron Moore	1998	4	12	3.0	4	0
97.	Terry Anderson	1977-78	1	11	11.0	11	0
	Terry Cole	1971	3	11	3.7	4	0
	Cleveland Gary	1994	7	11	1.6	4	0
100.	Nuu Faaola	1989	2	10	5.0	5	0
	Pete Roth	1987	3	10	3.3	9	0
102.	Jimmy Hines	1969	1	7	7.0	7	0
	Hendrick Lusk	1998	1	7	7.0	7	0
	John Kidd	1994-97	2	7	3.5	4	0
105.	Todd Doxzon	1998	2	6	3.0	3	0
	Craig Ellis	1986	3	6	2.0	2	0
	Tony Martin	1989-93, 1999	4	6	1.5	8	0
	Dick Wood	1966	5	6	1.2	7	1
109.	Don Testerman	1980	1	5	5.0	5	0
	Robert Wilson	1994-96	2	5	2.5	5	0
111.	Nate Jacquet	1998-99	1	4	4.0	4	0
112.	Fred Banks	1987-93	1	3	3.0	3	0
	Roosevelt Potts	1997	1	3	3.0	3	0
114.	Bruce Hardy	1978-89	1	2	2.0	2	0
	Ray Nealy	1997	1	2	2.0	2	0
116.	Jim Del Gaizo	1972, 1975	1	0	0.0	0	0
	Kim Hammond	1968	1	0	0.0	0	0
	Clayton Heath	1976	1	0	0.0	0	0
	Barry Pryor	1969-70	2	0	0.0	0	0
120.	Doug Pederson	1993	2	-1	-0.5	0	0
121.	Scott Zolak	1999	2	-2	-1.0	-1	0

	PLAYER	YEARS	NO.	YDS.	AVG.	LG	TD
	Guy Benjamin	1978-79	1	-2	-2.0	-2	0
	Mike Michel	1977	1	-2	-2.0	-2	0
	Doug Moreau	1966-69	1	-2	-2.0	-2	0
125.	Jack Clancy	1967-69	3	-4	-1.3	2	0
	Irving Fryar	1993-95	3	-4	-1.3	2	0
	Steve DeBerg	1993	4	-4	-1.0	-1	0
128.	George Roberts	1978-80	1	-7	-7.0	-7	0
129.	Reggie Roby	1983-92	5	-8	-1.6	0	0
130.	George Mira	1971	6	-9	-1.5	0	0
131.	Mark Duper	1982-92	1	-10	-10.0	-10	0
132.	Ferrell Edmunds	1988-92	2	-11	-5.5	-4	0
133.	Karl Noonan	1966-71	2	-20	-10.0	-9	0

PASSING

	PLAYER	YEARS	ATT.	COMP.	YDS.	PCT.	TD	INT	RATE
1.	Dan Marino	1983-99	8358	4967	61361	59.4	420	252	86.4
2.	Bob Griese	1967-80	3429	1926	25092	56.2	192	172	77.1
3.	David Woodley	1980-83	961	508	5928	52.9	34	42	65.4
4.	Don Strock	1974-87	688	388	4613	56.4	39	37	73.5
5.	Earl Morrall	1972-76	284	153	2335	53.9	17	17	76.2
6.	Scott Mitchell	1990-93	241	135	1805	56.0	12	9	81.0
7.	Rick Norton	1966-69	377	156	1751	41.4	6	30	28.1
8.	Steve DeBerg	1993	188	113	1521	60.1	6	7	81.0
9.	Damon Huard	1997-99	225	131	1373	58.2	8	5	78.6
10.	Dick Wood	1966	230	83	989	36.1	4	14	30.5
11.	Bernie Kosar	1994-96	152	105	987	69.1	5	6	74.7
12.	Craig Erickson	1996-98	127	68	945	53.5	4	3	78.4
13.	John Stofa	1966-67	135	61	862	45.2	7	6	65.1
		1969-70							
14.	George Wilson, Jr.	1966	112	46	764	41.1	5	10	42.4
15.	Kyle Mackey	1987	109	57	604	52.3	3	5	58.8
16.	Scott Secules	1989-92	70	33	393	47.1	2	5	68.3
17.	Jim Del Gaizo	1972, 1975	9	5	165	55.6	2	1	100.5
18.	George Mira	1971	30	11	159	36.7	1	1	51.9
19.	Ron Jaworski	1987-88	14	9	123	64.3	1	0	116.1
20.	Guy Benjamin	1978-79	12	9	119	75.0	1	1	99.0
21.	Kim Hammond	1968	26	13	116	50.0	0	2	30.3
22.	Jim Jensen	1981-92	7	4	102	57.1	2	0	141.4
23.	Marlin Briscoe	1972-74	3	3	72	1.000	0	0	118.8
24.	Larry Seiple	1967-77	3	3	69	1.000	0	0	118.8
25.	Tony Nathan	1979-87	8	4	61	50.0	1	0	115.1
26.	Mark Clayton	1983-92	2	1	48	50.0	1	0	135.4
27.	Doug Pederson	1993	8	4	41	50.0	0	0	65.1
28.	Terry Kirby	1993-95	1	1	31	100.0	1	0	158.3
29.	Jim Kiick	1968-74	2	1	25	50.0	0	0	95.8
30.	Jack Clancy	1967-69	1	1	17	1.000	0	0	118.8
31.	Eddie Hill	1981-84	1	1	14	1.000	0	0	118.8
32.	Keith Byars	1993-96	2	1	11	50.0	1	0	106.3
	Archie Roberts	1967	10	5	11	50.0	0	1	52.3
34.	Scott Stankavage	1987	7	4	8	57.1	0	1	22.6
35.	Troy Stradford	1987-90	2	1	6	50.0	0	0	56.3
36.	Bruce Hardy	1978-89	1	0	0	0.0	0	0	39.6
	Booth Lusteg	1967	1	0	0	0.0	0	0	39.6
	Tony Martin	1989-93, 1999	1	0	0	0.0	0	0	39.6
	Dan McGwire	1995	1	0	0	0.0	0	0	39.6
	Nat Moore	1978-89	1	0	0	0.0	0	0	39.6
	Freddie Solomon	1975-77	1	0	0	0.0	0	0	39.6
	Delvin Williams	1978-80	3	0	0	0.0	0	0	39.6
	Scott Zolak	1999	4	0	0	0.0	0	0	39.6

RECEIVING

	PLAYER	YEARS	NO.	YDS.	AVG.	LG	TD
1.	Mark Clayton	1983-92	550	8643	15.7	78t	81
2.	Mark Duper	1982-92	511	8869	17.4	85t	59

	PLAYER	YEARS	NO.	YDS.	AVG.	LG	TD
3.	Nat Moore	1974-86	510	7547	14.8	79t	74
4.	O.J. McDuffie	1993-99	401	4931	12.3	61t	29
5.	Tony Nathan	1979-87	383	3592	9.4	73	16
6.	Duriel Harris	1976-83, 1985	269	4534	16.9	64t	18
7.	Bruce Hardy	1978-89	256	2455	9.6	31	25
8.	Jim Jensen	1981-92	229	2171	9.5	31	19
9.	Jim Kiick	1968-74	221	2210	10.0	53t	3
10.	Howard Twilley	1966-76	212	3064	14.5	44	23
11.	Irving Fryar	1993-95	199	3190	16.0	67t	20
12.	Tony Martin	1989-93, 1999	176	2759	15.7	80t	14
13.	Keith Byars	1993-96	166	1433	8.6	34	10
14.	Troy Stradford	1987-90	159	1373	8.6	36	2
15.	Paul Warfield	1970-74	156	3355	21.5	86t	33
16.	Terry Kirby	1993-95	155	1646	10.6	47	6
17.	Keith Jackson	1992-94	146	1880	12.9	57t	18
18.	Bernie Parmalee	1992-98	144	1306	9.1	35	3
19.	Tony Paige	1990-92	140	1115	8.0	30	6
20.	Karl Noonan	1966-71	136	1808	13.2	51t	17
21.	Troy Drayton	1996-99	127	1511	11.9	51	8
22.	Lorenzo Hampton	1985-89	123	954	7.8	39t	6
23.	Jim Mandich	1970-77	121	1406	11.6	44	23
24.	Ferrell Edmunds	1988-92	117	1612	13.8	80t	10
25.	Joe Rose	1980-85	112	1493	13.3	50	13
	Norm Bulaich	1975-79	109	751	6.9	59t	6
27.	Fred Banks	1987-93	99	1555	15.7	61	8
28.	Stanley Pritchett	1996-99	98	798	8.1	74t	6
29.	Oronde Gadsden	1998-99	96	1516	15.8	62	13
30.	Dan Johnson	1983-87	94	1012	10.8	61t	16
31.	Jimmy Cefalo	1978-84	93	1739	18.7	69t	13
	Ron Davenport	1985-89	93	801	8.6	29	4
33.	Larry Csonka	1968-74, 1979	91	688	7.6	65	4
34.	Mark Ingram	1993-94	88	1213	13.8	77t	12
	Jack Clancy	1967-69	88	1157	13.1	50	3
36.	Lamar Thomas	1996-99	81	1171	14.5	56t	8
	Karim Abdul-Jabbar	1996-99	77	527	6.8	36t	1
38.	Gary Davis	1976-79	74	592	8.0	34	1
39.	Doug Moreau	1966-69	73	926	12.7	43	6
40.	Larry Seiple	1967-77	72	935	13.0	41t	7
41.	Delvin Williams	1978-80	70	574	8.2	42	1
42.	Andre Tillman	1975-78	66	757	11.5	37t	6
43.	Freddie Solomon	1975-77	61	973	16.0	58t	5
44.	Tom Vigorito	1981-85	59	439	7.4	31t	2
45.	James Pruitt	1986-88, 1990-91	58	942	16.2	37	8
46.	Marlin Briscoe	1972-74	57	858	15.1	53	7
47.	Jerris McPhail	1996-97	54	544	10.1	52	1
	Bobby Humphrey	1992	54	507	9.4	26	1
49.	Fred Barnett	1996-97	53	728	13.7	66	4
	Marv Fleming	1970-74	48	523	10.9	36	4
51.	Mercury Morris	1969-75	46	491	10.7	50	1
52.	Eric Green	1995	43	499	11.6	31t	3
53.	Stan Mitchell	1966-70	42	533	12.6	48	5
54.	Joe Auer	1966-67	40	481	12.0	68t	6
55.	Ed Perry	1997-99	39	308	7.9	46	2
	Woody Bennett	1980-89	39	295	7.6	27	3
57.	Gary Clark	1995	37	525	14.2	42t	2
	Mark Higgs	1990-94	37	294	7.9	21	0
59.	Charles Jordan	1996-98	36	640	17.8	44t	3
60.	Rob Konrad	1999	34	251	7.4	25	1
61.	Randal Hill	1991, 1995-96	33	669	20.3	61	4
62.	Sammie Smith	1989-91	32	310	9.7	53t	1
	Aaron Craver	1991-94	32	304	9.5	28	0
	Leroy Harris	1977-78	32	240	7.5	57	0
	James Saxon	1992-94	32	192	6.0	25	0
66.	Nick Giaquinto	1980-81	31	230	7.4	25	2
67.	Greg Baty	1990-94	30	377	12.6	32	4

	PLAYER	YEARS	NO.	YDS.	AVG.	LG	TD
68.	Andre Brown	1989-90	27	459	17.0	48t	5
	Dave Kocourek	1966	27	320	11.9	43	2
70.	Bo Roberson	1966	26	519	20.0	80t	2
71.	Frank Jackson	1966-67	25	439	17.6	48	3
	Don Nottingham	1973-77	25	213	8.5	29	0
	Ronnie Lee	1979-82, 1984-89	25	167	6.7	41	3
74.	Irving Spikes	1994-97	24	185	7.7	24	2
75.	Gene Milton	1968-69	21	322	15.3	49	1
	Mike Williams	1992-95	21	292	13.9	29	0
	Scott Miller	1991-96	21	274	13.0	27	1
78.	Scott Schwedes	1987-90	19	370	19.5	65t	2
	Brett Perriman	1997	19	309	16.3	26	1
80.	Otto Stowe	1971-72	18	344	19.1	49	3
	Yatil Green	1997-99	18	234	13.0	27	0
	Eddie Hill	1981-84	18	106	5.9	16	1
83.	Benny Malone	1974-78	17	234	13.8	43	0
84.	Billy Joe	1966	16	317	19.8	67	2
	Abner Haynes	1967	16	100	6.3	22	0
86.	J.J. Johnson	1999	15	100	6.7	17	0
87.	Tom Brown	1987-89	14	123	8.8	23	0
88.	Cookie Gilchrist	1966	13	116	8.9	22	1
	Terry Robiskie	1980-81	13	60	4.6	15	0
90.	John Tagliaferri	1987	12	117	9.8	27	0
	Marc Logan	1989-91	12	88	7.3	12	0
92.	Jack Harper	1967-68	11	212	19.3	40	3
	John Roderick	1966	11	156	14.2	64	1
	Jim Cox	1968	11	147	13.4	30	0
	Joe Carter	1984-86	11	66	6.0	15	0
96.	Preston Carpenter	1966	10	127	12.7	42	0
	Sam Price	1966-68	10	70	7.0	27	1
	John Avery	1998-99	10	67	6.7	19t	1
99.	Nate Jacquet	1998-99	9	140	15.6	29	0
	Leland Douglas	1987	9	92	10.2	17	1
	Hubert Ginn	1970-75	9	49	5.4	23	0
102.	Lawrence Sampleton	1987	8	64	8.0	19	0
	Steve Howell	1979-81	8	61	7.6	13	0
	Hunter Goodwin	1999	8	55	6.9	14	0
	David Overstreet	1983	8	55	6.9	20	2
	Rick Casares	1966	8	45	5.6	20	1
107.	Eddie Chavis	1987	7	108	15.4	27	0
	Loaird McCreary	1976-78	7	88	12.6	30	3
	Brian Manning	1997	7	85	12.1	21	0
	Bill Cronin	1966	7	83	11.9	21	1
	Willie Richardson	1970	7	67	9.6	27	1
112.	Vince Heflin	1982-85	6	98	16.3	46t	1
	Stan Winfrey	1975-77	6	55	9.2	16	1
	David Lewis	1987	6	53	8.8	22	1
	Cecil Collins	1999	6	32	5.3	12	0
	Andra Franklin	1981-84	6	15	2.5	6	1
117.	Damon Reilly	1987	5	70	14.0	20	0
	Ronnie Williams	1993-95	5	54	10.8	17	0
119.	Mel Baker	1974	4	121	30.0	46t	2
	Elmer Bailey	1980-81	4	105	26.3	39	0
	Brett Carolan	1996	4	48	12.0	21	1
	Jim Braxton	1978	4	47	11.8	19	0
	Tom Boutwell	1969	4	29	7.3	12	0
	Autry Denson	1999	4	28	7.0	10	0
	Garrett Limbrick	1990	4	23	5.8	9	0
	Charles Leigh	1971-73	4	9	2.3	7	0
127.	Robert Clark	1992	3	59	19.7	45	0
	Gene Mingo	1966-67	3	40	13.3	9	0
	Bill Darnall	1968-69	3	38	12.7	13	0
	Roosevelt Potts	1997	3	27	9.0	13	0
	Robert Wilson	1994-96	3	8	2.7	3t	1
132.	Ron Sellers	1973	2	54	27.0	42	0

	PLAYER	YEARS	NO.	YDS.	AVG.	LG	TD
	Mike Caterbone	1987	2	46	23.0	30	0
	Jim Mertens	1969	2	26	13.0	15	0
	Jimmy Hines	1969	2	23	11.5	22	0
	Rich Diana	1982	2	21	10.5	13	0
	David Woodley	1980-83	2	21	10.5	15t	1
	Cleveland Gary	1994	2	19	9.5	11	0
	Kevin McKenzie	1999	2	18	9.0	13	0
	Charles Henry	1991	2	17	8.5	9	0
	Brian Kinchen	1988-90	2	15	7.5	12	0
	Willie Smith	1987	2	13	6.5	8	1
	Ronald Scott	1987	2	7	3.5	5	0
	Bob Torrey	1979	2	3	1.5	8	0
	Barry Pryor	1969-70	2	-3	-1.5	0	0
146.	Bo Rather	1973, 1978	1	39	39.0	39	0
	Wes Matthews	1966	1	20	20.0	20	0
	Tom Beier	1967, 1969	1	19	19.0	19	0
	Mike Holmes	1976	1	11	11.0	11	0
	Ricky Isom	1987	1	11	11.0	11	0
	Keith Sims	1990-97	1	9	9.0	9	0
	Dick Anderson	1968-77	1	8	8.0	8	0
	Nuu Faaola	1989	1	8	8.0	8	0
	Vern Den Herder	1971-81	1	7	7.0	7t	1
	Lawrence Phillips	1997	1	6	6.0	6	0
	George Farmer	1987	1	5	5.0	5	0
	George Chesser	1966-67	1	4	4.0	4	0
	Dewayne Dotson	1994-95, 1997	1	4	4.0	4	0
	Frank Wainright	1995-98	1	2	2.0	2t	1
	Ron Moore	1998	1	1	1.0	1	0
	Damon Huard	1997-99	1	0	0.0	0	0
	Dan Marino	1983-99	1	-6	-6.0	-6	0

SCORING

	PLAYER	YEARS	TD	TDR	TDP	TDRT	FG	PAT	PTS.
1.	Gar0 Yepremian	1970-78	0	0	0	0	165	335	830
2.	Pete Stoyanovich	1989-95	0	0	0	0	176	246	774
3.	Uwe von Schamann	1979-84	0	0	0	0	101	237	540
4.	Mark Clayton	1983-92	82	0	81	1	0	0	492
5.	Nat Moore	1974-86	75	1	74	0	0	0	450
6.	Olindo Mare	1997-99	0	0	0	0	89	93	360
7.	Mark Duper	1982-92	59	0	59	0	0	0	354
8.	Larry Csonka	1968-74, 1979	57	53	4	0	0	0	342
9.	Fuad Reveiz	1985-88	0	0	0	0	53	161	320
10.	Karim Abdul-Jabbar	1996-99	34	33	1	0	0	0	204
	Mercury Morris	1969-75	33	29	1	3	0	0	198
	Tony Nathan	1979-87	33	16	16	1	0	0	198
	Paul Warfield	1970-74	33	0	33	0	0	0	198
14.	O.J. McDuffie	1993-99	32	0	29	3	0	0	194#
15.	Jim Kiick	1968-74	31	28	3	0	0	0	186
16.	Lorenzo Hampton	1985-89	28	22	6	0	0	0	168
17.	Bruce Hardy	1978-89	25	0	25	0	0	0	150
	Don Nottingham	1973-77	25	25	0	0	0	0	150
19.	Norm Bulaich	1975-79	23	17	6	0	0	0	138
	Andra Franklin	1981-84	23	22	1	0	0	0	138
	Jim Mandich	1970-77	23	0	23	0	0	0	138
	Howard Twilley	1966-76	23	0	23	0	0	0	138
23.	Irving Fryar	1993-95	20	0	20	0	0	0	124##
24.	Jim Jensen	1981-92	19	0	19	0	0	0	114
25.	Keith Jackson	1992-94	18	0	18	0	0	0	110#
	Bernie Parmalee	1992-98	18	15	3	0	0	0	110#
27.	Duriel Harris	1976-83, 1985	18	0	18	0	0	0	108
28.	Ron Davenport	1985-89	17	13	4	0	0	0	102
	Karl Noonan	1966-71	17	0	17	0	0	0	102
30.	Keith Byars	1993-96	16	6	10	0	0	0	96

	PLAYER	YEARS	TD	TDR	TDP	TDRT	FG	PAT	PTS.
	Dan Johnson	1983-87	16	0	16	0	0	0	96
	Benny Malone	1974-78	16	16	0	0	0	0	96
	Sammie Smith	1989-91	16	15	1	0	0	0	96
34.	Terry Kirby	1993-95	15	9	6	0	0	0	92#
35.	Mark Higgs	1990-94	15	14	0	1	0	0	90
36.	Joe Nedney	1996-97	0	0	0	0	18	35	89
37.	Tony Martin	1989-93, 1999	14	0	14	0	0	0	84
	Delvin Williams	1978-80	14	13	1	0	0	0	84
39.	Woody Bennett	1980-88	13	10	3	0	0	0	78
	Jimmy Cefalo	1978-84	13	0	13	0	0	0	78
	Oronde Gadsden	1998-99	13	0	13	0	0	0	78
	Joe Rose	1980-85	13	0	13	0	0	0	78
43.	Joe Auer	1966-67	12	5	6	1	0	0	72
	Mark Ingram	1993-94	12	0	12	0	0	0	72
	Troy Stradford	1987-90	12	10	2	0	0	0	72
46.	Karl Kremser	1969-70	0	0	0	0	13	28	67
47.	Gene Mingo	1966-67	0	0	0	0	11	32	65
48.	Ferrell Edmunds	1988-92	10	0	10	0	0	0	60
	Irving Spikes	1994-97	10	8	2	0	0	0	60
	David Woodley	1980-83	10	9	1	0	0	0	60
51.	Pete Johnson	1984	9	9	0	0	0	0	54
	Dan Marino	1983-99	9	9	0	0	0	0	54
	Stan Mitchell	1966-70	9	4	5	0	0	0	54
	Tony Paige	1990-92	9	3	6	0	0	0	54
	James Pruitt	1986-88, 1990-91	9	0	8	1	0	0	54
	Freddie Solomon	1975-77	9	1	5	3	0	0	54
57.	Jimmy Keyes	1968-69	0	0	0	0	7	30	51
58.	Troy Drayton	1996-99	8	0	8	0	0	0	50#
59.	Fred Banks	1987-93	8	0	8	0	0	0	48
	Gary Davis	1976-79	8	7	1	0	0	0	48
	Stanley Pritchett	1996-99	8	2	6	0	0	0	48
	Lamar Thomas	1996-99	8	0	8	0	0	0	48
63.	Doug Moreau	1966-69	6	0	6	0	1	6	45
64.	Marlin Briscoe	1972-74	7	0	7	0	0	0	42
	Bob Griesse	1967-80	7	7	0	0	0	0	42
	Larry Seiple	1966-67	7	0	7	0	0	0	42
67.	Booth Lusteg	1967	0	0	0	0	7	18	39
68.	Leroy Harris	1977-78	6	6	0	0	0	0	36
	Andre Tillman	1975-78	6	0	6	0	0	0	36
	Tommy Vigorito	1981-85	6	2	2	2	0	0	36
71.	Andre Brown	1989-90	5	0	5	0	0	0	30
72.	Dick Anderson	1968-77	4	0	0	4	0	0	24
	Fred Barnett	1996-97	4	0	4	0	0	0	24
	Greg Baty	1991-94	4	0	4	0	0	0	24
	Marv Fleming	1970-74	4	0	4	0	0	0	24
	Jack Harper	1967-68	4	1	3	0	0	0	24
	Randal Hill	1991, 1995-96	4	0	4	0	0	0	24
	J.J. Johnson	1999	4	4	0	0	0	0	24
	Marc Logan	1989-91	4	2	0	2	0	0	24
80.	Willie Beecher	1987	0	0	0	0	3	12	21
81.	Eric Green	1995	3	0	3	0	0	0	20#
82.	John Avery	1998-99	3	2	1	0	0	0	18
	Terrell Buckley	1995-99	3	0	0	3	0	0	18
	Jack Clancy	1967-69	3	0	3	0	0	0	18
	Tony Franklin	1988	0	0	0	0	4	6	18
	Nick Giaquinto	1980-81	3	0	2	1	0	0	18
	Hubert Ginn	1970-75	3	3	0	0	0	0	18
	Frank Jackson	1966-67	3	0	3	0	0	0	18
	Charles Jordan	1996-98	3	0	3	0	0	0	18
	Mike Kozlowski	1979-86	3	0	0	3	0	0	18
	Ronnie Lee	1979-82, 1984-89	3	0	3	0	0	0	18
	Loaird McCreary	1976-78	3	0	3	0	0	0	18

	PLAYER	YEARS	TD	TDR	TDP	TDRT	FG	PAT	PTS.
	Lloyd Mumphord	1969-74	3	0	0	3	0	0	18
	David Overstreet	1983	3	1	2	0	0	0	18
	Scott Schwedes	1987-90	3	0	2	1	0	0	18
	Ronald Scott	1987	3	3	0	0	0	0	18
	Otto Stowe	1971-72	3	0	3	0	0	0	18
	Zach Thomas	1996-99	3	0	0	3	0	0	18
99.	Tim Foley	1970-80	2	0	0	2	0	0	14*
	Billy Joe	1966	2	0	2	0	0	0	14#
101.	Mel Baker	1974	2	0	2	0	0	0	12
	Charlie Baumann	1991	0	0	0	0	2	6	12
	Bob Baumhower	1977-86	2	0	0	2	0	0	12
	Jim Braxton	1978	2	2	0	0	0	0	12
	Gary Clark	1995	2	0	2	0	0	0	12
	Cecil Collins	1999	2	2	0	0	0	0	12
	Abner Haynes	1967	2	2	0	0	0	0	12
	Eddie Hill	1981-84	2	1	1	0	0	0	12
	Liffort Hobley	1987-93	2	0	0	2	0	0	12
	Bobby Humphrey	1992	2	1	1	0	0	0	12
	William Judson	1982-89	2	0	0	2	0	0	12
	Dave Kocourek	1966	2	0	2	0	0	0	12
	Kyle Mackey	1987	2	2	0	0	0	0	12
	Don McNeal	1980-89	2	0	0	2	0	0	12
	Jerris McPhail	1996-97	2	1	1	0	0	0	12
	Scott Miller	1991-96	2	0	1	1	0	0	12
	Louis Oliver	1989-93, 1995-96	2	0	0	2	0	0	12
	Ed Perry	1997-99	2	0	2	0	0	0	12
	Sam Price	1966-68	2	1	1	0	0	0	12
	Bo Roberson	1966	2	0	2	0	0	0	12
	Terry Robiskie	1980-81	2	2	0	0	0	0	12
	Bill Stanfill	1969-76	2	0	0	2	0	0	12
	Don Strock	1974-87	2	2	0	0	0	0	12
	Troy Vincent	1992-95	2	0	0	2	0	0	12
	Jimmy Warren	1966-67	2	0	0	2	0	0	12
	Dick Westmoreland	1966-69	2	0	0	2	0	0	12
	Stan Winfrey	1975-77	2	1	1	0	0	0	12
128.	Kim Bokamper	1977-85	1	0	0	1	0	0	8*
	Sam Madison	1997-99	1	0	0	1	0	0	8*
	Don Bessillieu	1979-81	1	0	0	1	0	0	6
	Glenn Blackwood	1979-87	1	0	0	1	0	0	6
	Tim Bowens	1994-99	1	0	0	1	0	0	6
	J.B. Brown	1989-96	1	0	0	1	0	0	6
	Bob Brudzinski	1981-89	1	0	0	1	0	0	6
	Nick Buoniconti	1969-76	1	0	0	1	0	0	6
	Brett Carolan	1996	1	0	1	0	0	0	6
	Joe Carter	1984-86	1	1	0	0	0	0	6
	Rick Casares	1966	1	0	1	0	0	0	6
	Aaron Craver	1991-94	1	1	0	0	0	0	6
	Bill Cronin	1966	1	0	1	0	0	0	6
	Vern Den Herder	1971-81	1	0	1	0	0	0	6
	Leland Douglas	1987	1	0	1	0	0	0	6
	Frank Emanuel	1968-69	1	0	0	1	0	0	6
	Tom Erlandson	1966-67	1	0	0	1	0	0	6
	Cookie Gilchrist	1966	1	0	1	0	0	0	6
	Kerry Glenn	1990-92	1	0	0	1	0	0	6
	Vince Heflin	1982-85	1	0	1	0	0	0	6
	Sean Hill	1994-96	1	0	0	1	0	0	6
	Trell Hooper	1987	1	0	0	1	0	0	6
	Steve Howell	1979-81	1	1	0	0	0	0	6
	Ricky Isom	1987	1	1	0	0	0	0	6
	Calvin Jackson	1994-99	1	0	0	1	0	0	6
	Vestee Jackson	1991-93	1	0	0	1	0	0	6
	Pete Jaquess	1966-67	1	0	0	1	0	0	6
	Curtis Johnson	1970-78	1	0	0	1	0	0	6
	Pat Johnson	1995	1	0	0	1	0	0	6

PLAYER	YEARS	TD	TDR	TDP	TDRT	FG	PAT	PTS.
Robert Jones	1998-99	1	0	0	1	0	0	6
Chuck Klingbeil	1991-95	1	0	0	1	0	0	6
Rob Konrad	1999	1	0	1	0	0	0	6
Bernie Kosar	1994-96	1	1	0	0	0	0	6
Charles Leigh	1971-73	1	1	0	0	0	0	6
David Lewis	1987	1	0	1	0	0	0	6
Gene Milton	1968-69	1	0	1	0	0	0	6
Earl Morrall	1972-76	1	1	0	0	0	0	6
Cliff Odom	1990-93	1	0	0	1	0	0	6
Brett Perriman	1997	1	0	1	0	0	0	6
Willie Richardson	1970	1	0	1	0	0	0	6
John Roderick	1966	1	0	1	0	0	0	6
Jake Scott	1970-75	1	0	0	1	0	0	6
Scott Secules	1989-92	1	1	0	0	0	0	6
Gerald Small	1978-83	1	0	0	1	0	0	6
Willie Smith	1987	1	0	1	0	0	0	6
Brian Sochia	1986-91	1	0	0	1	0	0	6
John Stofa	1966-67, 1969-70	1	1	0	0	0	0	6
John Tagliaferri	1987	1	1	0	0	0	0	6
Jason Taylor	1997-99	1	0	0	1	0	0	6
Norris Thomas	1977-79	1	0	0	1	0	0	6
Bob Torrey	1979	1	1	0	0	0	0	6
Frank Wainright	1995-98	1	0	1	0	0	0	6
Fulton Walker	1981-84	1	0	0	1	0	0	6
Willie West	1966-68	1	0	0	1	0	0	6
Jarvis Williams	1988-93	1	0	0	1	0	0	6
Robert Wilson	1994-96	1	0	1	0	0	0	6
Dick Wood	1966	1	1	0	0	0	0	6
185. Van Tiffin	1987	0	0	0	0	0	4	4
186. Mike Charles	1983-86	0	0	0	0	0	0	2*
Aaron Craver	1991-94	0	0	0	0	0	0	2#
A.J. Duhe	1977-84	0	0	0	0	0	0	2*
Larry Gordon	1976-82	0	0	0	0	0	0	2*
Don Reese	1974-76	0	0	0	0	0	0	2*
George Wilson	1966	0	0	0	0	0	0	2#

* — safety

— two point conversion

INTERCEPTIONS

PLAYER	YEARS	NO.	YDS.	AVG.	LG	TD
1. Jake Scott	1970-75	35	425	12.1	47	0
2. Dick Anderson	1968-77	34	792	23.3	96t	3
3. Glenn Blackwood	1979-87	29	398	13.7	50	1
4. Louis Oliver	1989-93, 1995-96	24	569	23.7	103t	2
William Judson	1982-89	24	368	15.3	61t	2
6. Gerald Small	1978-83	23	378	16.4	46t	1
7. Terrell Buckley	1995-99	22	350	15.9	91t	2
Curtis Johnson	1970-78	22	150	6.8	34	0
Tim Foley	1970-80	22	96	4.4	18	0
10. Don McNeal	1980-89	18	163	9.1	30	2
11. Sam Madison	1997-99	16	299	18.7	42	1
J.B. Brown	1989-96	16	293	18.3	48	1
13. Dick Westmoreland	1966-69	15	236	15.7	42	1
14. Troy Vincent	1992-95	14	284	20.3	69	2
Jarvis Williams	1988-93	14	216	15.4	42	1
Lloyd Mumphord	1969-74	14	187	13.4	51	2
Lyle Blackwood	1981-86	14	175	12.5	45	0
Earnie Rhone	1975-84	14	110	7.9	16	0
19. Willie West	1966-68	13	180	13.8	32	0
Paul Lankford	1982-91	13	89	6.7	44	0
21. Charlie Babb	1972-79	12	141	11.8	36	0
22. Jimmy Warren	1966-69	11	247	22.5	70t	2
23. Mike Kozlowski	1979-86	8	172	21.5	38t	2

	PLAYER	YEARS	NO.	YDS.	AVG.	LG	TD
	Larry Gordon	1976-82	8	121	15.1	36	0
	Bob Matheson	1971-79	8	111	13.9	34	0
	Zach Thomas	1996-99	8	95	11.9	27	3
	Nick Buoniconti	1969-76	8	89	11.1	24	0
28.	Norris Thomas	1977-79	7	115	16.4	53t	1
29.	Bud Brown	1984-88	6	96	16.0	53	0
	Kim Bokamper	1977-85	6	55	9.2	24t	1
	John Bramlett	1977-85	6	49	8.2	22	0
32.	Bob Petrella	1966-71	5	104	20.8	33	0
	Neal Colzie	1979	5	86	17.2	56	0
	Mike Kolen	1970-77	5	85	17.0	29	0
	Liffort Hobley	1987-93	5	61	12.2	22	0
	Fulton Walker	1981-84	5	61	12.2	30	0
	Bob Brudzinski	1981-89	5	46	9.2	19	0
	Rick Volk	1977-78	5	42	8.4	24	0
	Doug Swift	1970-75	5	17	3.4	12	0
	Don Bessillieu	1979-81	5	13	2.6	12	0
41.	Calvin Jackson	1994-99	4	105	26.3	61t	1
	Tom Erlandson	1966-67	4	68	17.0	37	1
	John Offerdahl	1986-93	4	44	11.0	28	0
	Tim McKyer	1990	4	40	10.0	21	0
	Patrick Surtain	1998-99	4	29	7.3	28	0
	Shawn Wooden	1996-99	4	25	6.3	15	0
	Gene Atkins	1994-96	4	24	6.0	18	0
	Brian Walker	1997-98	4	12	3.0	7	0
	Michael Stewart	1994-96	4	11	2.8	11	0
50.	Vestee Jackson	1991-93	3	63	21.0	30t	1
	Ed Taylor	1979-82	3	55	18.3	44	0
	Rodney Thomas	1988-90	3	52	17.3	48	0
	Frank Emanuel	1968-69	3	46	15.3	24	0
	Bryan Cox	1991-95	3	38	12.7	26	0
	Wahoo McDaniel	1966-68	3	35	11.7	20	0
	Steve Towle	1975-80	3	30	10.0	16	0
	Pete Jaquess	1966-67	3	27	9.0	27	1
	Mark Brown	1983-88	3	18	6.0	13	0
	A.J. Duhe	1977-84	3	18	6.0	11	0
	Ed Weisacosky	1968-70	3	10	3.3	7	0
	Aubrey Beavers	1994-95	3	8	2.7	8	0
62.	Donovan Rose	1986-87	2	63	31.5	36	0
	Rusty Chambers	1976-80	2	53	26.5	49	0
	Dwight Hollier	1992-99	2	47	24.5	36	0
	Ken Ellis	1976	2	40	20.0	40	0
	Bobby Harden	1990-93	2	39	19.5	22	0
	Robert Sowell	1983-85, 1987	2	36	18.0	29	0
	Bill Stanfill	1969-76	2	32	16.0	17t	2
	Kerry Glenn	1990-92	2	31	15.5	31t	1
	Brock Marion	1998-99	2	30	15.0	28	0
	Henry Stuckey	1972-74	2	25	12.5	21	0
	George Teague	1997	2	25	12.5	23	0
	Tate Randle	1987	2	16	8.0	11	0
	John McGeever	1966	2	15	7.5	15	0
	Tom Beier	1967, 1969	2	14	7.0	7	0
	Robert Jones	1998-99	2	14	7.0	14t	1
	Jerry Wilson	1996-99	2	13	6.5	13	0
	Jeris White	1974-76	2	4	2.0	4	0
	Tyrone Braxton	1994	2	3	1.5	3	0
	Chris Green	1991-94	2	0	0.0	0	0
81.	Jay Brophy	1984-86	1	41	41.0	41	0
	Dean Brown	1970	1	32	32.0	32	0
	Bob Neff	1966-68	1	32	32.0	32	0
	Hugh Green	1985-91	1	28	28.0	28	0
	Earl Faison	1966	1	26	26.0	26	0
	Vern Den Herder	1971-81	1	24	24.0	24	0
	Charles Cornelius	1977-78	1	21	21.0	21	0
	Bob Bruggers	1966-68	1	20	20.0	20	0

PLAYER	YEARS	NO.	YDS.	AVG.	LG	TD
Ralph Ortega	1979-80	1	17	17.0	13	0
Ted Davis	1970	1	15	15.0	15	0
Rick Graf	1987-89	1	14	14.0	14	0
Shawn Lee	1990-91	1	14	14.0	14	0
Jackie Shipp	1984-88	1	7	7.0	7	0
Craig Veasey	1993-94	1	7	7.0	7	0
Eric Kumerow	1988-90	1	5	5.0	5	0
Derrick Rodgers	1997-99	1	5	5.0	5	0
Alex Moyer	1985-86	1	4	4.0	4	0
Jack Rudolph	1966	1	3	3.0	3	0
Chris Singleton	1993-96	1	3	3.0	3	0
Mike Charles	1983-86	1	2	2.0	2	0
Mike Reichenbach	1990-91	1	2	2.0	2	0
Larry Ball	1972-74, 1977-78	1	2	2.0	2	0
Randall Edmunds	1968-69	1	1	1.0	1	0
Bruce Alexander	1992	1	0	0.0	0	0
Bob Baumhower	1977-86	1	0	0.0	0	0
Jeff Cross	1989-95	1	0	0.0	0	0
Sean Hill	1994-96	1	0	0.0	0	0
Mack Lamb	1967-68	1	0	0.0	0	0
Cliff Odom	1990-93	1	0	0.0	0	0
Muhammad Oliver	1994	1	0	0.0	0	0
Vern Roberson	1977	1	0	0.0	0	0
Bryant Salter	1976	1	0	0.0	0	0
Jason Taylor	1997-99	1	0	0.0	0	0

SACKS

PLAYER	YEARS	NO.	PLAYER	YEARS	NO.
1. Bill Stanfill	1969-76	67.5	6. Bob Baumhower	1977-86	39.5
2. Doug Betters	1978-87	65.5	Kim Bokamper	1977-85	39.5
3. Vern Den Herder	1971-81	64.0	8. A.J. Duhe	1977-84	38.5
4. Jeff Cross	1988-95	59.5	9. Manny Fernandez	1968-75	35.0
5. Trace Armstrong	1995-99	40.0	10. Bryan Cox	1991-95	31.5

KICKOFF RETURNS

PLAYER	YEARS	NO.	YDS.	AVG.	LG	TD
1. Mercury Morris	1969-75	111	2947	26.5	105t	3
2. Fulton Walker	1981-85	123	2944	23.9	90t	1
3. O.J. McDuffie	1993-99	92	2103	22.9	48	0
4. Irving Spikes	1994-97	89	2058	23.1	55	0
5. Lorenzo Hampton	1985-89	96	2025	21.1	46	0
6. Brock Marion	1998-99	68	1633	24.0	93	0
7. Duriel Harris	1976-83, 1985	56	1416	25.3	69	0
8. Gary Davis	1976-79	55	1309	23.8	73	0
9. Marc Logan	1989-91	56	1171	20.9	97t	1
10. John Avery	1998-99	45	1140	25.3	55	0

PUNT RETURNS

PLAYER	YEARS	NO.	FC	YDS.	AVG.	LG	TD
1. Jake Scott	1970-75	127	55	1330	10.5	77t	1
2. O.J. McDuffie	1993-99	127	90	1127	8.9	72t	2
3. Tom Vigorito	1981-85	79	21	830	10.5	87t	2
4. Freddie Solomon	1975-77	71	4	810	11.4	79t	2
5. Scott Schwedes	1987-90	75	18	732	9.8	70t	1
6. Mark Clayton	1983-92	52	13	485	9.3	60t	1
7. Tony Nathan	1979-87	51	26	484	9.5	86t	1
8. Scott Miller	1991-96	54	30	451	8.4	32	0
9. Terrell Buckley	1995-99	44	9	449	10.2	35	0
10. Nate Jacquet	1998-99	28	0	351	12.5	45	0

TOP TWENTY SEASON LEADERS

RUSHING YARDS

	NAME	YEAR	YARDS
1.	Delvin Williams	1978	1258
2.	Larry Csonka	1972	1117
3.	Karim Abdul-Jabbar	1996	1116
4.	Larry Csonka	1971	1051
5.	Larry Csonka	1973	1003
6.	Mercury Morris	1972	1000
7.	Karim Abdul-Jabbar	1998	960
8.	Mercury Morris	1973	954
9.	Mark Higgs	1992	915
10.	Mark Higgs	1991	905
11.	Karim Abdul-Jabbar	1997	892
12.	Bernie Parmalee	1995	878
13.	Mercury Morris	1975	875
14.	Larry Csonka	1970	874
15.	Bernie Parmalee	1994	868
16.	Larry Csonka	1979	837
17.	Sammie Smith	1990	831
18.	Lorenzo Hampton	1986	830
19.	Benny Malone	1976	797
20.	Tony Nathan	1981	782

PASSING YARDS

	NAME	YEAR	YARDS
1.	Dan Marino	1984	5084
2.	Dan Marino	1986	4746
3.	Dan Marino	1994	4453
4.	Dan Marino	1988	4434
5.	Dan Marino	1985	4137
6.	Dan Marino	1992	4116
7.	Dan Marino	1989	3997
8.	Dan Marino	1991	3970
9.	Dan Marino	1997	3780
10.	Dan Marino	1995	3668
11.	Dan Marino	1990	3563
12.	Dan Marino	1998	3497
13.	Dan Marino	1987	3245
14.	Dan Marino	1996	2795
15.	Bob Griese	1968	2473
16.	David Woodley	1981	2470
17.	Dan Marino	1999	2448
18.	Bob Griese	1977	2252
19.	Dan Marino	1983	2210
20.	Bob Griese	1979	2160

PASSING TOUCHDOWNS

	NAME	YEAR	TOUCHDOWNS
1.	Dan Marino	1984	48
2.	Dan Marino	1986	44
3.	Dan Marino	1985	30
	Dan Marino	1994	30
5.	Dan Marino	1988	28
6.	Dan Marino	1987	26
7.	Dan Marino	1991	25
8.	Dan Marino	1989	24
	Dan Marino	1992	24
	Dan Marino	1995	24
11.	Dan Marino	1998	23
12.	Bob Griese	1977	22
13.	Bob Griese	1968	21

	NAME	YEAR	TOUCHDOWNS
	Dan Marino	1990	21
15.	Dan Marino	1983	20
16.	Bob Griese	1971	19
17.	Bob Griese	1973	17
	Dan Marino	1996	17
19.	Bob Griese	1974	16
	Dan Marino	1997	16

RECEPTIONS

	NAME	YEAR	RECEPTIONS
1.	O.J. McDuffie	1998	90
2.	Mark Clayton	1988	86
3.	O.J. McDuffie	1997	76
4.	Terry Kirby	1993	75
5.	O.J. McDuffie	1996	74
6.	Mark Clayton	1984	73
	Irving Fryar	1994	73
8.	Tony Nathan	1985	72
9.	Mark Duper	1984	71
10.	Mark Clayton	1985	70
	Mark Clayton	1991	70
	Mark Duper	1991	70
13.	Jack Clancy	1967	67
	Mark Duper	1986	67
	Tony Martin	1999	67
16.	Terry Kirby	1995	66
17.	Mark Clayton	1989	64
	Irving Fryar	1993	64
19.	Irving Fryar	1995	62
	O.J. McDuffie	1995	62

RECEIVING YARDS

	NAME	YEAR	YARDS
1.	Mark Clayton	1984	1389
2.	Mark Duper	1986	1313
3.	Mark Duper	1984	1306
4.	Irving Fryar	1994	1270
5.	Mark Clayton	1986	1150
6.	Mark Clayton	1988	1129
7.	Mark Duper	1991	1085
8.	Mark Clayton	1991	1053
9.	O.J. McDuffie	1998	1050
10.	Tony Martin	1999	1037
11.	Mark Clayton	1989	1011
12.	Irving Fryar	1993	1010
13.	Mark Duper	1983	1003
14.	Mark Clayton	1985	996
	Paul Warfield	1971	996
16.	O.J. McDuffie	1997	943
17.	O.J. McDuffie	1996	918
18.	Duriel Harris	1981	911
19.	Irving Fryar	1995	910
20.	Terry Kirby	1993	874

POINTS

	NAME	YEAR	POINTS
1.	Olindo Mare	1999	144
2.	Pete Stoyanovich	1992	124
3.	Pete Stoyanovich	1991	121
4.	Pete Stoyanovich	1995	118
5.	Garop Yepremian	1971	117
	Olindo Mare	1997	117
7.	Fuad Reveiz	1985	116
8.	Garop Yepremian	1972	115
9.	Garop Yepremian	1973	113

	NAME	YEAR	POINTS
10.	Uwe von Schamann	1981	109
	Pete Stoyanovich	1993	109
12.	Mark Clayton	1984	108
13.	Pete Stoyanovich	1994	107
14.	Pete Stoyanovich	1990	100
15.	Uwe von Schamann	1979	99
	Uwe von Schamann	1983	99
	Olindo Mare	1998	99
18.	Garo Yepremian	1978	98
19.	Garo Yepremian	1970	97
20.	Karim Abdul-Jabbar	1997	96

SACKS

	NAME	YEAR	SACKS
1.	Bill Stanfill	1973	18.5
2.	Doug Betters	1983	16.0
3.	Doug Betters	1984	14.0
4.	Bryan Cox	1992	14.0
5.	Trace Armstrong	1996	12.0
6.	Jeff Cross	1990	11.5
7.	Mel Branch	1968	11.0
	Vern Den Herder	1975	11.0
9.	Vern Den Herder	1972	10.5
	Jeff Cross	1993	10.5
	Trace Armstrong	1998	10.5
12.	Bill Stanfill	1972	10.0
	Vern Den Herder	1973	10.0
	Bill Stanfill	1974	10.0
	Jeff Cross	1989	10.0
16.	Jeff Cross	1994	9.5
17.	Vern Den Herder	1978	9.0
	Vern Den Herder	1979	9.0
	Bob Baumhower	1981	9.0
	Charles Bowser	1984	9.0
	Daniel Stubbs	1996	9.0
	Jason Taylor	1998	9.0

TACKLES

	NAME	YEAR	TACKLES
1.	Steve Towle	1976	217
2.	Zach Thomas	1996	180
3.	Rusty Chambers	1979	178
4.	Earnie Rhone	1981	171
5.	Zach Thomas	1999	167
6.	Steve Towle	1975	164
7.	Nick Buoniconti	1973	162
8.	Zach Thomas	1998	160
9.	Rusty Chambers	1978	151
10.	Zach Thomas	1997	149
11.	Bryan Cox	1994	147
12.	Nick Buoniconti	1972	146
13.	Bob Baumhower	1979	146
14.	Nick Buoniconti	1970	145
15.	Bob Baumhower	1978	144
16.	Bryan Cox	1995	142
17.	Steve Towle	1977	138
18.	Steve Towle	1979	137
19.	Bob Baumhower	1980	135
	John Offerdahl	1986	135

DOLPHINS OUTSTANDING PERFORMANCES

300-PLUS PASSING YARDS

PLAYER	DATE	OPPONENT	ATT.	COMP.	YDS.	TD	INT.	LG
Dan Marino	10/23/88	N.Y. JETS	60	35	521	3	5	56
Dan Marino	9/4/94	NEW ENGLAND	42	23	473	5	1	64t
Dan Marino	12/2/84	L.A. RAIDERS	57	35	470	4	2	64
Dan Marino	10/1/95	at Cincinnati	48	33	450	2	1	58
Dan Marino	9/21/86	at N.Y. Jets	50	30	448	6	2	46t
Dan Marino	9/25/94	at Minnesota	54	29	431	3	3	43
Dan Marino	9/30/84	at St. Louis	36	24	429	3	0	51
Dan Marino	9/24/89	N.Y. JETS	55	33	427	3	2	43t
Dan Marino	11/4/84	at N.Y. Jets	42	23	422	2	2	54
* Dan Marino	12/30/95	at Buffalo	64	33	422	2	3	45t
* Dan Marino	1/6/85	PITTSBURGH	32	21	421	4	1	41
David Woodley	10/25/81	at Dallas	37	21	408	3	5	69t
Dan Marino	12/9/84	at Indianapolis	41	29	404	4	1	42
Dan Marino	11/16/86	at Buffalo	54	39	404	4	0	39
Dan Marino	12/12/88	CLEVELAND	50	30	404	4	3	46
* Don Strock	1/2/82	SAN DIEGO	43	29	403	4	1	50t
Dan Marino	12/14/86	at L.A. Rams	46	29	403	5	1	69t
Dan Marino	12/20/87	WASHINGTON	50	22	393	3	1	59t
Dan Marino	10/10/99	at Indianapolis	38	25	393	2	0	62
Dan Marino	9/29/85	at Denver	43	25	390	3	0	73
Dan Marino	11/23/97	at New England	60	38	389	0	3	27
Dan Marino	12/13/87	at Philadelphia	39	25	376	3	1	54
Dan Marino	10/12/97	at N.Y. Jets	38	27	372	2	0	36t
Bernie Kosar	10/15/95	at New Orleans	42	29	368	3	2	31t
Dan Marino	12/9/90	PHILADELPHIA	54	27	365	2	0	37
Steve DeBerg	12/5/93	N.Y. GIANTS	41	26	365	1	2	44
Dan Marino	11/10/85	N.Y. JETS	37	21	362	3	3	60
Dan Marino	11/6/88	at New England	51	29	359	1	2	32
Dan Marino	11/12/89	at N.Y. Jets	34	18	359	3	2	78t
Dan Marino	11/27/94	at N.Y. Jets	44	31	359	4	2	28t
Dan Marino	10/25/92	INDIANAPOLIS	45	25	355	2	3	48t
Dan Marino	12/21/98	DENVER	38	23	355	4	1	56t
Dan Marino	11/27/88	at N.Y. Jets	35	17	353	5	0	80t
Bob Griese	11/20/78	at Houston	33	23	349	2	1	47
Dan Marino	12/8/85	at Green Bay	44	30	345	5	1	61
Scott Mitchell	10/31/93	KANSAS CITY	44	23	344	3	0	77t
Steve DeBerg	12/13/93	PITTSBURGH	44	27	344	1	2	47
Dan Marino	12/3/95	ATLANTA	50	35	343	2	2	32
Dan Marino	12/17/84	DALLAS	40	23	340	4	2	63
Dan Marino	12/24/89	KANSAS CITY	47	28	339	3	1	35
Dan Marino	11/18/84	at San Diego	41	28	338	2	2	32
Dan Marino	10/12/86	BUFFALO	41	24	337	1	1	39
Dan Marino	10/22/89	GREEN BAY	37	24	333	2	2	61
Dan Marino	11/12/95	NEW ENGLAND	37	27	333	2	2	31t
Dan Marino	11/1/87	PITTSBURGH	31	25	332	4	2	50t
Dan Marino	11/17/85	at Indianapolis	37	22	330	1	0	42
Dan Marino	9/15/85	INDIANAPOLIS	48	29	329	2	0	26
Dan Marino	10/16/88	SAN DIEGO	45	26	329	1	0	51
Bob Griese	9/14/69	at Cincinnati	39	19	327	1	2	50
Dan Marino	11/18/91	BUFFALO	42	23	326	2	2	41
Dan Marino	9/7/97	TENNESSEE	43	24	324	0	0	50
* Dan Marino	1/12/91	at Buffalo	49	23	323	3	2	64t
Dan Marino	10/12/98	at Jacksonville	49	30	323	2	1	28
Don Strock	12/15/79	N.Y. JETS	41	26	322	1	2	38
Dan Marino	10/9/83	BUFFALO	29	19	322	3	2	63

PLAYER	DATE	OPPONENT	ATT.	COMP.	YDS.	TD	INT.	LG
Dan Marino	9/14/92	at Cleveland	35	25	322	1	0	47
Dan Marino	12/27/99	N.Y. JETS	52	29	322	3	3	32t
Dan Marino	10/14/84	HOUSTON	32	25	321	3	0	32
Dan Marino	10/6/91	at New England	38	25	321	2	0	34
Dan Marino	11/16/92	BUFFALO	33	22	321	2	1	55
Dan Marino	12/13/98	N.Y. JETS	57	30	321	1	1	31
Dan Marino	12/27/98	at Atlanta	36	21	320	1	2	50
** Dan Marino	1/20/85	vs. San Francisco	50	29	318	1	2	30
Dan Marino	10/21/84	at New England	39	24	316	4	1	28
Dan Marino	12/5/99	INDIANAPOLIS	38	24	313	3	1	33t
Dan Marino	11/20/94	at Pittsburgh	45	31	312	1	1	45
Dan Marino	9/2/84	at Washington	28	21	311	5	0	74
Dan Marino	12/4/94	BUFFALO	42	25	311	3	3	45t
Dan Marino	12/7/97	DETROIT	39	24	310	2	1	27t
David Woodley	9/27/81	at Baltimore	30	19	309	2	0	48
John Stofa	12/18/66	HOUSTON	38	22	307	4	2	48t
Dan Marino	12/1/91	TAMPA BAY	32	20	307	2	0	51
Bob Griese	10/17/76	KANSAS CITY	35	25	306	1	2	39
Dan Marino	12/4/88	INDIANAPOLIS	32	26	304	3	1	55
Dan Marino	11/30/86	ATLANTA	40	20	303	2	4	54t
Dan Marino	10/25/87	BUFFALO	36	24	303	4	0	25t
Dan Marino	10/20/85	TAMPA BAY	39	27	302	3	1	42
Dan Marino	9/28/86	SAN FRANCISCO	46	27	301	1	4	24
Dan Marino	12/10/89	NEW ENGLAND	32	21	300	0	1	36

100-PLUS RECEIVING YARDS

PLAYER	DATE	OPPONENT	NO.	YDS.	TD	LG
Mark Duper	11/10/85	N.Y. JETS	8	217	2	60t
Irving Fryar	9/4/94	NEW ENGLAND	5	211	3	54t
Nat Moore	10/4/81	N.Y. JETS	7	210	2	52
Mark Duper	10/9/83	BUFFALO	7	202	2	63
Duriel Harris	10/28/79	GREEN BAY	10	180	1	37t
Mark Duper	9/2/84	at Washington	6	178	2	74t
Mark Clayton	12/2/84	L.A. RAIDERS	9	177	2	64t
Mark Clayton	9/21/86	at N.Y. Jets	8	174	1	42
Mark Duper	9/23/84	INDIANAPOLIS	7	173	2	80t
Mark Duper	12/20/87	WASHINGTON	6	170	3	59t
Tony Martin	10/10/99	at Indianapolis	10	166	1	40
Duriel Harris	10/25/81	at Dallas	6	165	0	45
Jimmy Cefalo	10/25/81	at Dallas	5	164	1	69t
Mark Duper	9/30/84	at St. Louis	8	164	0	51
Bo Roberson	12/4/66	at Denver	6	161	0	71
Irving Fryar	9/25/94	at Minnesota	6	160	0	43
Paul Warfield	11/14/71	PITTSBURGH	3	158	3	86t
Mark Duper	11/4/84	at N.Y. Jets	7	155	0	54
Mark Duper	9/21/86	at N.Y. Jets	7	154	2	46t
* O.J. McDuffie	12/30/95	at Buffalo	11	154	1	31
Mark Clayton	10/23/88	N.Y. JETS	10	153	2	45t
Oronde Gadsden	12/27/98	at Atlanta	9	153	0	50
Mark Clayton	12/17/84	DALLAS	4	150	3	63t
* Mark Duper	1/6/85	PITTSBURGH	5	148	2	41t
Terry Kirby	12/19/93	BUFFALO	9	148	1	30t
Paul Warfield	9/19/71	at Denver	6	146	1	36
Duriel Harris	11/8/81	at New England	8	145	0	55
Mark Duper	12/14/86	at L.A. Rams	5	145	3	69t
Nat Moore	12/17/77	BUFFALO	5	144	1	67
Mark Clayton	9/30/84	at St. Louis	5	143	1	42
Mark Clayton	9/7/86	at San Diego	5	143	2	49t
Otto Stowe	11/27/72	ST. LOUIS	6	140	2	37t
* Paul Warfield	12/25/71	at Kansas City	7	140	0	42
Paul Warfield	11/17/74	BUFFALO	4	139	1	54
Fred Barnett	12/8/96	N.Y. GIANTS	4	139	0	66
Mark Clayton	9/1/91	at Buffalo	6	138	2	43t
O.J. McDuffie	10/27/97	CHICAGO	7	137	0	55
Lamar Thomas	12/21/98	DENVER	6	136	3	56t

PLAYER	DATE	OPPONENT	NO.	YDS.	TD	LG
O.J. McDuffie	9/7/97	TENNESSEE	8	135	0	50
Mark Duper	10/30/83	L.A. RAMS	7	134	1	46t
Mark Duper	12/9/91	CINCINNATI	7	134	1	43t
Paul Warfield	12/10/72	at N.Y. Giants	4	132	1	44
Mark Duper	10/23/88	N.Y. JETS	6	132	0	56
O.J. McDuffie	11/8/98	INDIANAPOLIS	9	132	2	61t
Mark Duper	10/15/89	at Cincinnati	5	129	0	41
Bo Roberson	9/18/66	at Buffalo	5	128	1	54t
Marlin Briscoe	11/12/72	NEW ENGLAND	4	128	2	51t
Mark Clayton	12/3/89	at Kansas City	9	128	1	47
Duriel Harris	10/9/77	at Baltimore	4	127	0	47
Nat Moore	9/30/79	at N.Y. Jets	8	127	1	36
Mark Clayton	12/9/84	at Indianapolis	9	127	1	32
Jack Clancy	12/3/67	at Houston	7	126	1	44t
* Paul Warfield	1/2/72	BALTIMORE	2	125	1	75t
Mark Clayton	11/5/89	INDIANAPOLIS	4	125	1	78t
Mark Duper	10/7/90	N.Y. JETS	5	125	2	69t
Howard Twilley	11/3/68	at San Diego	7	124	1	38
Nat Moore	10/10/76	at Baltimore	3	124	1	67t
Mark Duper	9/23/87	at New England	9	123	2	26
Oronde Gadsden	10/10/99	at Indianapolis	4	123	1	62
Paul Warfield	10/10/70	at N.Y. Jets	5	122	1	40
Mark Clayton	11/3/85	at New England	7	122	0	39
Mark Clayton	10/29/89	at Buffalo	7	122	1	44t
Mel Baker	12/15/74	NEW ENGLAND	4	121	2	46t
Nat Moore	9/23/79	CHICAGO	5	121	1	36
Mark Duper	11/20/83	BALTIMORE	5	121	1	85t
O.J. McDuffie	10/20/96	at Philadelphia	7	121	2	36
Paul Warfield	10/3/70	OAKLAND	3	120	2	54t
Tony Nathan	9/29/85	at Denver	10	120	0	73
Duriel Harris	11/18/79	at Cleveland	4	119	0	51
Fred Banks	12/10/89	NEW ENGLAND	6	119	0	36
Tony Nathan	9/28/80	NEW ORLEANS	7	118	0	22
Mark Duper	10/16/88	SAN DIEGO	7	118	1	51
Fred Banks	12/12/88	CLEVELAND	6	118	0	46
* O.J. McDuffie	1/9/99	at Denver	9	118	0	23
Tony Martin	10/17/99	at New England	7	118	1	69t
Paul Warfield	10/3/71	N.Y. JETS	5	117	0	32
Duriel Harris	9/9/79	SEATTLE	5	117	0	51
* Mark Duper	12/31/83	SEATTLE	9	117	1	32t
Ferrell Edmunds	11/27/88	at N.Y. Jets	2	117	1	80t
Mark Ingram	11/27/94	at N.Y. Jets	9	117	4	28t
Duriel Harris	11/12/76	BALTIMORE	5	116	0	44
Duriel Harris	11/25/79	at Baltimore	7	116	2	31t
Mark Clayton	11/27/88	at N.Y. Jets	7	116	2	31t
Mark Duper	11/30/86	ATLANTA	4	115	1	54t
Jack Clancy	11/19/67	at Oakland	8	114	0	39
Nat Moore	9/25/77	at San Francisco	3	114	1	73t
Duriel Harris	11/30/81	PHILADELPHIA	9	114	1	39
* Tony Nathan	1/2/82	SAN DIEGO	9	114	1	32
Freddie Solomon	12/5/76	BUFFALO	5	114	1	53t
* Tony Nathan	1/6/85	PITTSBURGH	8	114	0	30
Oronde Gadsden	1/2/00	at Washington	9	114	1	26
Joe Auer	9/17/67	DENVER	2	113	1	68t
Marlin Briscoe	9/15/74	at New England	9	113	1	20
Nat Moore	11/2/75	at Chicago	4	113	1	79t
Mark Duper	9/24/89	N.Y. JETS	6	113	0	26
* Mark Duper	1/12/91	at Buffalo	3	113	1	64t
Irving Fryar	11/20/94	at Pittsburgh	6	113	0	45
Irving Fryar	9/10/95	at New England	3	113	2	67t
Irving Fryar	11/13/94	CHICAGO	9	112	0	21
Frank Jackson	12/18/66	HOUSTON	4	110	1	48t
Mark Clayton	10/7/84	at Pittsburgh	5	110	0	33
Mark Duper	11/2/86	HOUSTON	2	110	1	85t
Jim Jensen	11/6/88	at New England	12	110	0	17
Scott Schwedes	12/18/88	at Pittsburgh	4	110	0	42

PLAYER	DATE	OPPONENT	NO.	YDS.	TD	LG
Tony Martin	10/4/93	WASHINGTON	4	110	1	80t
Irving Fryar	12/4/94	BUFFALO	5	110	2	45t
Irving Fryar	9/3/95	N.Y. JETS	5	110	2	50t
O.J. McDuffie	11/23/97	at New England	9	110	0	27
Durriel Harris	9/11/83	NEW ENGLAND	4	109	1	64t
Nat Moore	9/29/85	at Denver	5	109	1	69t
Mark Clayton	10/19/86	L.A. RAIDERS	4	109	1	68t
Mark Duper	11/16/86	at Buffalo	7	109	1	27t
* Keith Jackson	1/8/95	at San Diego	8	109	2	31
Tony Martin	12/5/99	INDIANAPOLIS	6	109	1	33t
Paul Warfield	10/31/71	at L.A. Rams	3	108	1	74t
Mark Clayton	12/12/88	CLEVELAND	8	108	2	21
O.J. McDuffie	11/6/94	INDIANAPOLIS	7	108	1	28t
Mark Duper	12/2/85	CHICAGO	5	107	0	52
Scott Schwedes	11/12/89	at N.Y. Jets	3	107	1	65t
Terry Kirby	12/13/93	PITTSBURGH	7	107	0	47
Larry Seiple	11/16/69	at Buffalo	8	106	0	25
Nat Moore	10/17/76	KANSAS CITY	5	106	0	39
* Durriel Harris	1/2/82	SAN DIEGO	6	106	0	34
Mark Clayton	10/28/84	BUFFALO	3	106	2	65t
Mark Clayton	9/15/85	INDIANAPOLIS	8	106	1	26
Tony Martin	12/1/91	TAMPA BAY	5	106	1	51
Mark Duper	12/15/91	at San Diego	8	106	0	39
O.J. McDuffie	11/10/96	INDIANAPOLIS	6	106	1	36
Charles Jordan	11/30/97	at Oakland	5	106	2	44t
Nat Moore	11/4/84	at N.Y. Jets	5	105	1	37t
Andre Brown	10/29/89	at Buffalo	5	105	1	44t
O.J. McDuffie	12/13/98	N.Y. JETS	11	105	1	20
Joe Auer	11/27/66	NEW ENGLAND	5	104	1	22
Karl Noonan	9/14/68	HOUSTON	7	104	1	44
Paul Warfield	9/15/74	at New England	5	104	0	39
Howard Twilley	10/17/76	KANSAS CITY	8	104	0	20
Mark Clayton	12/13/87	at Philadelphia	7	104	2	21
Tony Martin	10/13/91	at Kansas City	4	104	0	54
Paul Warfield	12/15/73	DETROIT	6	103	4	29
Irving Fryar	9/26/93	at Buffalo	7	103	1	36t
Mark Ingram	10/31/93	KANSAS CITY	4	103	1	77t
Irving Fryar	11/7/93	at N.Y. Jets	6	103	1	65t
Irving Fryar	11/27/94	at N.Y. Jets	5	103	0	25
Oronde Gadsden	12/5/99	INDIANAPOLIS	6	103	1	24t
Jack Clancy	10/8/67	KANSAS CITY	6	102	0	28
Larry Seiple	11/2/69	at N.Y. Jets	7	102	2	29t
Nat Moore	11/9/75	N.Y. JETS	4	102	0	63
Nat Moore	12/15/79	N.Y. JETS	5	102	0	34
Tony Nathan	11/20/80	SAN DIEGO	7	102	1	20
Mark Duper	9/28/86	SAN FRANCISCO	7	102	0	24
Mark Duper	10/5/86	at New England	4	102	0	45
Mark Clayton	12/10/89	NEW ENGLAND	6	102	0	34
Mark Clayton	12/24/89	KANSAS CITY	6	102	1	35
O.J. McDuffie	11/29/98	NEW ORLEANS	9	102	3	22t
Tony Martin	12/27/99	N.Y. JETS	6	102	1	32t
Jim Mandich	9/29/74	at San Diego	4	101	0	44
* Tony Nathan	1/4/86	CLEVELAND	10	101	0	39
Tony Nathan	9/28/86	SAN FRANCISCO	10	101	0	18
Mark Duper	10/19/86	L.A. RAIDERS	4	101	0	44
Tony Martin	9/13/99	at Denver	4	101	0	40
Mark Duper	11/1/87	PITTSBURGH	5	100	1	50t
Mark Clayton	9/29/91	at N.Y. Jets	7	100	1	25
Mark Duper	11/16/92	BUFFALO	5	100	0	55
Keith Jackson	9/18/94	N.Y. JETS	6	100	0	35
Charles Jordan	9/14/97	at Green Bay	4	100	1	44

100-PLUS RUSHING YARDS

PLAYER	DATE	OPPONENT	NO.	YDS.	TD	LG
+ Mercury Morris	9/30/73	NEW ENGLAND	15	197	3	70t
Gary Davis	12/17/77	BUFFALO	26	172	1	60t
Troy Stradford	11/22/87	at Dallas	17	169	1	51
Sammie Smith	9/9/90	at New England	23	159	1	27
Karim Abdul-Jabbar	12/22/96	at N.Y. Jets	30	152	1	17t
Abner Haynes	9/17/67	DENVER	12	151	2	65t
Delvin Williams	11/9/80	at Los Angeles	12	151	0	65
Bernie Parmalee	10/16/94	L.A. RAIDERS	30	150	0	26
Lorenzo Hampton	11/24/86	N.Y. JETS	19	148	2	54t
Mark Higgs	9/1/91	at Buffalo	30	146	1	20
** Larry Csonka	1/13/74	vs. Minnesota	33	145	2	14t
Mercury Morris	11/11/73	BALTIMORE	12	144	2	53t
Delvin Williams	11/12/78	at Buffalo	26	144	2	26t
Leroy Harris	12/5/77	BALTIMORE	17	140	1	77t
Benny Malone	10/9/77	at Baltimore	12	139	2	62t
Larry Csonka	10/24/71	at N.Y. Jets	20	137	2	21t
Delvin Williams	9/17/78	BUFFALO	24	135	1	18t
Mark Higgs	12/1/91	TAMPA BAY	25	131	1	19t
Andra Franklin	12/5/82	MINNESOTA	28	129	1	12t
Bernie Parmalee	12/12/94	KANSAS CITY	19	127	1	47t
Karim Abdul-Jabbar	11/15/98	at Carolina	25	127	1	30
Mercury Morris	10/5/75	at Green Bay	31	125	0	11
Mercury Morris	10/26/75	at Buffalo	20	124	0	35
Karim Abdul-Jabbar	9/15/96	N.Y. JETS	23	124	2	29
Larry Csonka	12/2/74	CINCINNATI	24	123	0	24
Sammie Smith	11/5/89	INDIANAPOLIS	25	123	0	25
Bernie Parmalee	10/30/94	at New England	25	123	0	17
Larry Csonka	11/9/69	at Boston	16	121	1	54t
Jim Kiick	10/24/71	at N.Y. Jets	17	121	0	24
Don Nottingham	9/28/75	at New England	16	120	1	40t
Troy Stradford	12/7/87	N.Y. JETS	30	120	3	21
Bernie Parmalee	10/22/95	at N.Y. Jets	24	120	0	25
Benny Malone	10/31/76	NEW ENGLAND	21	119	0	17
Delvin Williams	9/3/78	at N.Y. Jets	11	119	1	58t
Tony Nathan	12/6/81	NEW ENGLAND	17	119	0	24
Larry Csonka	9/17/72	at Kansas City	21	118	1	17t
Benny Malone	10/24/76	at Tampa Bay	22	118	1	28
* Larry Csonka	12/30/73	OAKLAND	29	117	3	15
Mercury Morris	11/7/71	BUFFALO	13	116	1	45
Delvin Williams	10/22/78	at New England	19	116	1	24
Larry Csonka	12/6/70	NEW ENGLAND	21	115	1	30
Karim Abdul-Jabbar	9/1/96	NEW ENGLAND	26	115	1	14
Larry Csonka	11/27/72	ST. LOUIS	16	114	0	20
Larry Csonka	10/15/73	at Cleveland	21	114	2	13
* Larry Csonka	12/21/74	at Oakland	24	114	0	26
Mercury Morris	10/18/75	at N.Y. Jets	16	114	1	49
Mark Higgs	10/24/93	INDIANAPOLIS	17	114	0	31
Mercury Morris	12/3/72	at New England	15	113	0	20
** Larry Csonka	1/14/73	vs. Washington	15	112	0	22
* Andra Franklin	1/8/83	NEW ENGLAND	26	112	1	13
Jim Kiick	11/10/68	at Buffalo	23	111	1	25t
Benny Malone	10/3/76	L.A. RAMS	19	111	1	20
Mark Higgs	9/8/91	INDIANAPOLIS	27	111	0	24
Mark Higgs	9/20/92	L.A. RAMS	23	111	0	12
Troy Stradford	11/1/87	PITTSBURGH	19	110	1	13
Lorenzo Hampton	12/22/86	NEW ENGLAND	13	109	0	20
Larry Csonka	11/30/70	at Atlanta	19	108	1	18
Jim Kiick	9/26/71	at Buffalo	20	108	0	16
Benny Malone	11/3/74	ATLANTA	24	108	1	13
Leroy Harris	11/20/77	at Cincinnati	20	108	0	16
Sammie Smith	12/30/90	INDIANAPOLIS	29	108	1	13
Mark Higgs	11/21/93	NEW ENGLAND	19	108	0	29
Karim Abdul-Jabbar	10/19/97	at Baltimore	22	108	3	15

PLAYER	DATE	OPPONENT	NO.	YDS.	TD	LG
Karim Abdul-Jabbar	9/6/98	at Indianapolis	23	108	1	16
Karim Abdul-Jabbar	9/20/98	PITTSBURGH	33	108	1	18
Larry Csonka	10/22/72	BUFFALO	18	107	1	21
Mercury Morris	11/19/72	N.Y. JETS	23	107	2	20t
Larry Csonka	11/4/73	at N.Y. Jets	19	107	0	16
Norm Bulaich	9/13/76	at Buffalo	19	107	0	26
Delvin Williams	10/9/78	CINCINNATI	24	107	0	19
Andra Franklin	12/12/82	at New England	23	107	0	15
Mark Higgs	11/8/92	at Indianapolis	20	107	1	22
Jim Kiick	11/2/69	at N.Y. Jets	15	106	0	27
Mercury Morris	11/5/72	at Buffalo	11	106	2	33
* Mercury Morris	12/23/73	CINCINNATI	20	106	1	25
Larry Csonka	9/29/74	at San Diego	21	106	2	14
J.J. Johnson	11/21/99	NEW ENGLAND	31	106	1	14
Benny Malone	10/16/77	N.Y. JETS	22	105	1	15t
Joe Carter	10/14/84	HOUSTON	13	105	1	25
Jim Kiick	10/6/68	at Houston	26	104	0	12
Larry Csonka	11/29/71	CHICAGO	16	104	1	19
Larry Csonka	9/16/73	SAN FRANCISCO	22	104	0	25
Benny Malone	10/27/74	BALTIMORE	19	104	1	23t
Benny Malone	12/8/74	at Baltimore	17	104	0	17
Gary Davis	11/24/77	at St. Louis	20	104	0	16
Karim Abdul-Jabbar	11/3/96	at New England	29	104	2	15
Larry Csonka	9/26/71	at Buffalo	20	103	1	17
Andra Franklin	9/12/82	at N.Y. Jets	28	103	2	18
Bernie Parmalee	11/5/95	at San Diego	19	103	0	40
Karim Abdul-Jabbar	11/9/97	N.Y. JETS	25	103	2	13
Larry Csonka	10/8/72	at N.Y. Jets	18	102	0	15
Don Nottingham	10/27/74	BALTIMORE	19	102	1	24
Don Nottingham	10/5/75	at Green Bay	21	102	3	14
Bernie Parmalee	11/26/95	at Indianapolis	20	102	0	15
Andra Franklin	11/1/81	BALTIMORE	23	101	0	15
Mercury Morris	10/28/73	at New England	14	100	1	11
Terry Kirby	9/8/94	N.Y. JETS	15	100	1	30

* Playoff game

** Super Bowl

+ Single-game record by two rushers, 277 yards; includes Larry Csonka 18 for 80.



DOLPHIN FACT

Running back Bernie Parmalee holds the team record for rushing yardage in consecutive games. Parmalee gained 150 yards on 30 carries against the L.A. Raiders on October 16, 1994, and followed that performance with a 123-yard effort on 25 carries at New England on October 30. His 273 rushing yards in those two games set a team record for rushing yards in consecutive games, surpassing the previous best of 258 yards rushing by Mercury Morris accomplished with 197 yards against New England on September 30, 1973, and 61 yards at the New York Jets on October 7, 1973.



DOLPHIN FACT

In the 34-year history of the franchise, the Dolphins have had four dual 100-yard rushing games. Two of the dual 100-yard games were accounted for by the tandem of Larry Csonka and Jim Kiick (both in 1971). The most recent game in which the Dolphins had two runners surpass the 100-yard mark occurred on October 5, 1975 at Green Bay when Mercury Morris rushed for 125 yards on 31 attempts, while Don Nottingham ran for 102 yards and three touchdowns on 21 carries.

OPPONENTS INDIVIDUAL RECORDS

The following individual records relate solely to service against the Miami Dolphins. They include National Football League regular-season statistics only — with the exception of those single-game records marked by * or **.

* Playoff game ** Super Bowl

RUSHING

MOST RUSHING YARDS

Career

- 1,620 Thurman Thomas, Buffalo (20 games), 364 attempts
- 1,507 Freeman McNeil, N.Y. Jets (21 games), 281 attempts
- 1,177 O.J. Simpson, Buffalo (17 games), 240 attempts
- 1,065 Eric Dickerson, L.A. Rams, Ind., L.A. Raiders (11 games), 231 attempts
- 912 Lydell Mitchell, S.D., Balt. (12 games), 235 attempts

Game

- 203 O.J. Simpson, Buffalo (12/5/76 at Miami), 24 attempts
- 203 Rueben Mayes, New Orleans (12/7/86 at New Orleans), 28 attempts
- 199 Earl Campbell, Houston (11/20/78 at Houston), 28 attempts
- *199 Terrell Davis, Denver (1/9/99 at Denver), 21 attempts
- 173 Freeman McNeil, N.Y. Jets (11/14/85 at New York), 28 attempts
- 173 Ricky Watters, Philadelphia (10/20/96 at Philadelphia), 25 attempts

MOST RUSHING ATTEMPTS

Career

- 364 Thurman Thomas, Buffalo (20 games)
- 281 Freeman McNeil, N.Y. Jets (21 games)
- 240 O.J. Simpson, Buffalo (17 games)
- 235 Lydell Mitchell, S.D., Balt. (eight games)
- 231 Eric Dickerson, L.A. Rams, Ind., L.A. Raiders (11 games)

Game

- **38 John Riggins, Washington (1/30/83 at Pasadena), 166 yards
- 36 James Jones, Detroit (10/27/85 at Detroit), 114 yards
- 36 Curtis Martin, N.Y. Jets (10/4/98 at New York), 108 yards
- 35 Lydell Mitchell, Baltimore (12/9/73 at Baltimore), 104 yards
- 35 Thurman Thomas, Buffalo (12/17/95 at Buffalo), 148 yards

MOST RUSHING TOUCHDOWNS

Career

- 8 Jim Nance, Boston, N.Y. Jets (10 games)
- 8 Thurman Thomas, Buffalo (20 games)

- 8 Curtis Martin, N.E., N.Y. Jets (nine games)
- 7 Marcus Allen, Oak./L.A. Raiders, K.C. (eight games)
- 6 Eric Dickerson, L.A. Rams, Ind., L.A. Raiders (11 games)
- 6 Lydell Mitchell, S.D., Balt. (12 games)
- 6 Kenneth Davis, G.B., Buff. (13 games)

Game

- 4 Earl Campbell, Houston (11/20/78 at Houston)
- 3 Paul Robinson, Cincinnati (11/17/68 at Cincinnati)
- 3 Don McCauley, Baltimore (11/23/75 at Miami)
- 3 Marcus Allen, L.A. Raiders (12/2/84 at Miami)
- 3 Merril Hoge, Pittsburgh (11/26/89 at Miami)
- 3 Earnest Byner, Washington (12/2/90 at Washington)
- 3 Rod Bernstine, San Diego (12/15/91 at San Diego)
- 3 Kenneth Davis, Buffalo (12/19/93 at Miami)
- 3 Natrone Means, San Diego (12/27/93 at San Diego)
- 3 Curtis Martin, New England (11/3/96 at New England)

HIGHEST RUSHING AVERAGE

Career (minimum 125 attempts)

- 5.4 Freeman McNeil, N.Y. Jets (21 games), 281/1,507 yards
- 5.2 Jim Nance, Bost., N.Y. Jets (10 games), 167/867 yards
- 5.0 O.J. Simpson, Buffalo (17 games), 240/1,177 yards

Game (minimum 10 attempts)

- 10.4 Curtis Brown, Buffalo (11/12/78 at Buffalo), 11/114 yards
- 10.2 Johnny Hector, N.Y. Jets (12/22/91 at Miami), 13/132 yards
- *10.1 Earnest Byner, Cleveland (1/4/86 at Miami), 16/161 yards
- 9.8 Robert Holmes, Kansas City (9/28/68 at Miami), 13/128 yards

MOST 100-YARD RUSHING GAMES

- 7 Eric Dickerson, L.A. Rams, Ind., L.A. Raiders (11 games)
- 6 Thurman Thomas, Buffalo (20 games)
- 5 Freeman McNeil, N.Y. Jets (21 games)
- 5 Jim Nance, Bost., N.Y. Jets (10 games)

LONGEST RUNS FROM SCRIMMAGE

- *90t Fred Taylor, Jacksonville (1/15/00 at Jacksonville)
- 81t Earl Campbell, Houston (11/20/78 at Houston)

- 80t Carl Garrett, Boston (11/9/69 at Boston)
 77t Fred Taylor, Jacksonville (10/12/98 at Jacksonville)
 76t Robert Holmes, Kansas City (9/28/68 at Miami)
 75t O.J. Simpson, Buffalo (12/5/76 at Miami)
 *66t Earnest Byner, Cleveland (1/4/86 at Miami)
 65t Natrone Means, San Diego (12/27/93 at San Diego)
 64t Hoyle Granger, Houston (12/23/67 at Miami)
 64t Lydell Mitchell, Baltimore (10/9/77 at Baltimore)
 63t Rod Bernstine, San Diego (12/15/91 at San Diego)
 *62 Terrell Davis, Denver (1/9/99 at Denver)
 59t Henry Marshall, Kansas City (10/17/76 at Miami)
 58 Freeman McNeil, N.Y. Jets (9/29/91 at New York)
 56t Don Woods, San Diego (9/29/74 at San Diego)
 55t Mosi Tatupu, New England (11/13/83 at New England)

PASSING

MOST YARDS PASSING

Career

- 4,902 Joe Ferguson, Buff., T.B., Ind. (25 games)
 4,560 Jim Kelly, Buffalo (20 games)
 3,837 Ken O'Brien, N.Y. Jets, Phil. (16 games)
 3,736 Drew Bledsoe, New England (14 games)
 3,709 Steve Grogan, New England (22 games)

Game

- 479 Ken O'Brien, N.Y. Jets (9/21/86 at New York), 29 of 43
 436 James Harris, L.A. Rams (10/3/76 at Miami), 17 of 29
 *433 Dan Fouts, San Diego (1/2/82 at Miami), 33 of 53
 423 Drew Bledsoe, New England (11/23/98 at New England), 28 of 54
 421 Drew Bledsoe, New England (9/4/94 at Miami), 32 of 51

MOST PASS ATTEMPTS

Career

- 723 Joe Ferguson, Buff., T.B., Ind. (25 games)
 621 Jim Kelly, Buffalo (20 games)
 535 Steve Grogan, New England (22 games)
 533 Drew Bledsoe, New England (14 games)
 489 Ken O'Brien, N.Y. Jets, Phil. (16 games)

Game

- 56 Dan Fouts, San Diego (11/18/84 at San Diego), 37 completions
 55 Joe Ferguson, Buffalo (10/9/83 at Miami), 38 completions
 55 Steve Bono, Kansas City (12/12/94 at Miami), 33 completions
 54 Drew Bledsoe, New England (11/23/98 at New England), 28 completions
 *53 Dan Fouts, San Diego (1/2/82 at Miami), 33 completions

MOST PASS COMPLETIONS

Career

- 418 Joe Ferguson, Buff., T.B., Ind. (25 games)
 388 Jim Kelly, Buffalo (20 games)
 303 Ken O'Brien, N.Y. Jets, Phil. (16 games)
 292 Drew Bledsoe, New England (14 games)
 280 Steve Grogan, New England (22 games)

Game

- 38 Joe Ferguson, Buffalo (10/9/83 at Miami), 55 attempts
 37 Dan Fouts, San Diego (11/18/84 at San Diego), 56 attempts
 *33 Dan Fouts, San Diego (1/2/82 at Miami), 53 attempts
 33 Steve Bono, Kansas City (12/12/94 at Miami), 55 attempts
 33 Troy Aikman, Dallas (10/27/96 at Miami), 41 attempts

MOST CONSECUTIVE PASS COMPLETIONS

- 15 Steve DeBerg, San Francisco (11/16/80 at Miami)

MOST TOUCHDOWN PASSES

Career

- 26 Joe Ferguson, Buff., T.B., Ind. (25 games)
 25 Ken O'Brien, N.Y. Jets, Phil. (16 games)
 24 Jim Kelly, Buffalo (20 games)
 21 Steve Grogan, New England (22 games)
 19 Joe Namath, N.Y. Jets (16 games)
 19 Drew Bledsoe, New England (14 games)

Game

- 5 Len Dawson, Kansas City (10/8/67 at Kansas City)
 5 Babe Parilli, Boston (10/15/67 at Boston)
 5 Joe Ferguson, Buffalo (10/9/83 at Miami)
 4 17 times (last – Jim Harbaugh at Indianapolis, 12/14/97)

MOST PASSES HAD INTERCEPTED

Career

- 33 Joe Ferguson, Buff., T.B., Ind. (25 games)
 25 Richard Todd, N.Y. Jets (14 games)
 25 Joe Namath, N.Y. Jets (16 games)
 25 Steve Grogan, New England (22 games)

Game

- 6 Joe Namath, N.Y. Jets (10/19/75 at New York), 24 attempts
 6 Donald Hollas, Oakland (12/6/98 at Oakland), 31 attempts
 *5 Mike Phipps, Cleveland (12/24/72 at Miami), 23 attempts
 5 Bill Troup, Baltimore (9/10/78 at Baltimore), 33 attempts
 5 Ken Stabler, Oakland (12/10/78 at Miami), 36 attempts
 *5 Dan Fouts, San Diego (1/6/83 at Miami), 34 attempts
 *5 Richard Todd, N.Y. Jets (1/23/83 at Miami), 37 attempts
 5 Richard Todd, N.Y. Jets (10/16/83 at New York), 26 attempts
 5 Drew Bledsoe, New England (11/21/99 at Miami), 34 attempts

HIGHEST COMPLETION PERCENTAGE

Career (minimum 100 completions)

- 69.9 Troy Aikman, Dallas (four games), 102 of 146 attempts
- 68.9 Warren Moon, Hou., Minn. (six games), 102 of 148 attempts
- 65.3 Bernie Kosar, Cleveland (seven games), 130 of 199 attempts
- 62.4 Jim Kelly, Buffalo (20 games), 388 of 621 attempts
- 62.4 Dan Fouts, San Diego (six games), 136 of 218 attempts

Game (minimum 12 completions)

- 86.7 Joe Namath, N.Y. Jets (10/22/67 at Miami), 13 of 15
- 82.6 Warren Moon, Houston (10/1/89 at Houston), 19 of 23
- 80.5 Troy Aikman, Dallas (10/27/96 at Miami), 33 of 41
- 80.0 Babe Parilli, Boston (10/15/67 at Boston), 16 of 20
- 80.0 Chris Chandler, Indianapolis (12/4/88 at Miami), 12 of 15

MOST 300-YARD PASSING GAMES

Career

- 4 Drew Bledsoe, New England (14 games)
- 3 Ken O'Brien, N.Y. Jets, Phil. (16 games)
- 3 Joe Ferguson, Buff., T.B., Ind. (25 games)
- 3 Jim Kelly, Buffalo (20 games)

LONGEST PASS PLAYS

- 93t Mike Livingston to Otis Taylor, 79 yards; lateral to Robert Holmes, 14 yards (10/19/69 at Kansas City)
- 92t Joe Ferguson to Frank Lewis (9/17/78 vs. Buffalo)
- 89t Len Dawson to Otis Taylor (11/13/66 at Kansas City)
- 89t Joe Namath to Richard Caster (10/7/74 at N.Y. Jets)
- 84t Drew Bledsoe to Ben Coates (11/3/96 at New England)
- 83t Jim Kelly to Andre Reed (12/4/94 vs. Buffalo)
- *82t Daryle Lamonica to Rod Sherman (12/27/70 at Oakland)
- 82t Dan Pastorini to Charlie Joiner (9/24/72 vs. Houston)
- 80t Sam Wyche to Bob Trumpy (11/17/68 vs. Cincinnati)
- 80t Ken Anderson to Isaac Curtis (11/28/83 vs. Cincinnati)
- 80t Warren Moon to Butch Woolfolk (9/8/85 at Houston)
- 80t Mike Pagel to Wayne Capers (11/17/85 at Indianapolis)
- 80t John Friesz to Brian Blades (10/6/96 vs. Seattle)

RECEIVING

MOST RECEPTIONS

Career

- 122 Andre Reed, Buffalo (28 games)
- 78 Al Toon, N.Y. Jets (14 games)

- 71 Stanley Morgan, N.E., Ind. (23 games)
- 70 Wesley Walker, N.Y. Jets (18 games)
- 67 Thurman Thomas, Buffalo (20 games)

Game

- 15 Isaac Bruce, St. Louis (12/24/95 at St. Louis), 210 yards
- 14 Al Toon, N.Y. Jets (11/27/88 at New York), 181 yards
- *13 Kellen Winslow, San Diego (1/2/82 at Miami), 166 yards
- 12 Eric Sievers, San Diego (11/18/84 at Miami), 119 yards
- 12 Michael Irvin, Dallas (10/27/96 at Miami), 186 yards

MOST RECEIVING YARDS

Career

- 1,731 Andre Reed, Buffalo (28 games), 122 receptions
- 1,423 Stanley Morgan, N.E., Ind. (23 games), 71 receptions
- 1,342 Wesley Walker, N.Y. Jets (18 games), 70 receptions
- 1,094 Al Toon, N.Y. Jets (14 games), 78 receptions
- 978 Irving Fryar, N.E., Phil., Wash. (20 games), 61 receptions

Game

- *240 Eric Moulds, Buffalo (1/2/99 at Miami), 9 receptions
- 220 Ron Jessie, Los Angeles (10/3/76 at Miami), 7 receptions
- 210 Isaac Bruce, St. Louis (12/24/95 at St. Louis), 15 receptions
- 194 Wesley Walker, N.Y. Jets (9/21/86 at New York), 6 receptions
- 186 Michael Irvin, Dallas (10/27/96 at Miami), 12 receptions

MOST RECEIVING TOUCHDOWNS

Career

- 17 Wesley Walker, N.Y. Jets (18 games), 70 receptions
- 13 Irving Fryar, N.E., Phil., Wash. (20 games), 61 receptions
- 10 Andre Reed, Buffalo (28 games), 122 receptions
- 9 Ben Coates, New England (14 games), 59 receptions
- 6 Bob Chandler, Buff., Oak. (13 games), 48 receptions
- 6 Don Maynard, N.Y. Jets (11 games), 31 receptions
- 6 Stanley Morgan, N.E., Ind. (23 games), 71 receptions
- 6 Johnny Mitchell, N.Y. Jets (eight games), 27 receptions
- 6 Keyshawn Johnson, N.Y. Jets (eight games), 41 receptions

Game

- 4 Jimmie Giles, Tampa Bay (10/20/85 at Miami)
- 4 Wesley Walker, N.Y. Jets (9/21/86 at New York)
- 4 Irving Fryar, Philadelphia (10/20/96 at Philadelphia)

- 3 Jim Whalen, Boston (10/15/67 at Boston)
- 3 Billy Cannon, Oakland (11/19/67 at Oakland)
- 3 Don Maynard, N.Y. Jets (12/1/68 at New York)
- 3 Morris Owens, Tampa Bay (10/24/76 at Tampa)
- 3 Sammy White, Minnesota (12/11/76 at Miami)
- 3 Cris Carter, Minnesota (9/25/94 at Minnesota)
- 3 Carl Pickens, Cincinnati (10/1/95 at Cincinnati)
- 3 Ken Dilger, Indianapolis (12/14/97 at Indianapolis)
- 3 Ed McCaffrey, Denver (9/13/99 at Denver)

HIGHEST RECEIVING AVERAGE

Career (minimum 40 receptions)

- 20.0 Stanley Morgan, N.E., Ind. (23 games), 71/1,423 yards
- 19.2 Wesley Walker, N.Y. Jets (18 games), 70/1,342 yards
- 16.8 Shawn Jefferson, S.D., N.E. (11 games), 40/670 yards
- 16.6 Rob Moore, N.Y. Jets, Ariz. (12 games), 48/799
- 16.0 Irving Fryar, N.E., Phil., Wash. (20 games), 61/978 yards

Game (minimum three receptions)

- 43.3 Theo Bell, Pittsburgh (11/30/80 at Pittsburgh), 4/173 yards
- 40.0 Butch Woolfolk, Houston (9/8/85 at Houston), 3/120 yards
- 39.0 Richard Caster, N.Y. Jets (10/7/74 at Miami), 3/117 yards
- 38.0 Stanley Morgan, New England (10/21/84 at New England), 3/114 yards

MOST 100-YARD RECEIVING GAMES

- 5 Al Toon, N.Y. Jets (14 games)
- 5 Andre Reed, Buffalo (28 games)
- 5 Stanley Morgan, N.E., Ind. (23 games)
- 4 Wesley Walker, N.Y. Jets (18 games)
- 3 Otis Taylor, Kansas City (6 games)
- 3 Tim Brown, Oakland (eight games)

FIELD GOALS

MOST FIELD GOALS

Game

- 5 Roy Gerela, Houston (9/28/69 at Houston), 5 attempts
- 5 Dean Biasucci, Indianapolis (9/25/88 at Indianapolis), 6 attempts
- *5 Steve Christie, Buffalo (1/17/93 at Miami), 6 attempts
- 4 George Blanda, Oakland (9/23/73 at Oakland), 4 attempts
- 4 Rick Danmeier, Minnesota (9/16/79 at Minnesota), 4 attempts
- 4 Matt Bahr, Cleveland (11/10/86 at Cleveland), 5 attempts
- 4 Dean Biasucci, Indianapolis (11/15/87 at Miami), 4 attempts

- 4 Gary Anderson, Pittsburgh (12/18/88 at Pittsburgh), 4 attempts
- 4 Steve Christie, Buffalo (11/16/92 at Miami), 5 attempts
- 4 Jeff Jaeger, Chicago (10/27/97 at Miami), 4 attempts (OT)
- 4 Adam Vinatieri, New England (11/23/98 at New England), 4 attempts

LONGEST FIELD GOALS

- 59 Steve Christie, Buffalo (9/26/93 at Buffalo)
- 55 Dean Biasucci, Indianapolis (12/30/90 at Miami)
- 55 Matt Bahr, New England (11/12/95 at Miami)
- 54 Steve Christie, Buffalo (11/16/92 at Miami)
- 53 Roger Ruzek, Philadelphia (12/9/90 at Miami)
- 53 David Akers, Philadelphia (10/24/99 at Miami)
- 53 Mike Vanderjagt, Indianapolis (12/5/99 at Miami)
- 52 Jan Stenerud, Kansas City (9/28/68 at Miami)
- 52 Raul Allegre, Indianapolis (12/9/84 at Indianapolis)
- 52 Norm Johnson, Atlanta (10/11/92 at Miami)
- 52 Jason Elam, Denver (12/21/98 at Miami)
- 52 Steve Christie, Buffalo (10/4/99 at Miami)
- 51 Charlie Gogolak, New England (10/17/71 at Miami)
- 51 Bruce Alford, Buffalo (10/12/68 at Miami)
- 51 Dean Biasucci, Indianapolis (9/25/88 at Indianapolis)
- 51 Mike Vanderjagt, Indianapolis (9/6/98 at Indianapolis)
- 50 John Leyboldt, Buffalo (10/21/73 at Miami)
- 50 Eddie Murray, Detroit (10/27/85 at Detroit)
- 50 Dean Biasucci, Indianapolis (9/20/87 at Indianapolis)
- 50 Dean Biasucci, Indianapolis (9/25/88 at Indianapolis)
- 50 Matt Bahr, Cleveland (10/18/89 at Miami)
- 50 Jim Breech, Cincinnati (12/9/91 at Miami)
- 50 Cary Blanchard, Indianapolis (12/14/97 at Indianapolis)
- *50 Todd Peterson, Seattle (1/9/00 at Seattle)

INTERCEPTIONS

MOST INTERCEPTIONS

Career

- 7 Johnny Robinson, Kansas City (six games)
- 6 Raymond Clayborn, N.E., Clev. (16 games)
- 6 Willie Brown, Oakland (10 games)
- 6 Ronnie Lippett, New England (16 games)
- 6 Mike Prior, Ind., G.B. (12 games)

Game

- 3 Clarence Duren, San Diego (10/30/77 at Miami), 45 yards

- 3 Jeff Nixon, Buffalo (9/7/80 at Buffalo), 51 yards
- 3 Erik McMillan, N.Y. Jets (10/23/88 at Miami), 57 yards

MOST INTERCEPTION RETURN YARDS

Game

- 151 Mike Haynes, L.A. Raiders (12/2/84 at Miami), 2 interceptions

LONGEST INTERCEPTION RETURNS

- 102t Eddie Anderson, L.A. Raiders (12/14/92 at Miami), Dan Marino
- 100t Aaron Glenn, N.Y. Jets (9/15/96 at Miami), Dan Marino
- 100t Jimmy Hitchcock, New England (11/23/97 at New England), Dan Marino
- 98t Marcus Coleman, N.Y. Jets (12/27/99 at Miami), Dan Marino
- 97t Mike Haynes, L.A. Raiders (12/2/84 at Miami), Dan Marino
- 97t Najee Mustafaa, Cleveland (10/10/93 at Cleveland), Scott Mitchell
- 90t Steve Emtman, Indianapolis (10/25/92 at Miami), Dan Marino
- 87 Victor Green, N.Y. Jets (12/13/98 at Miami), Dan Marino
- 83t Erik McMillan, N.Y. Jets (9/29/91 at New York), Dan Marino
- 79t Rob Kelly, New Orleans (11/29/98 at Miami), Dan Marino
- 78t Dwayne Woodruff, Pittsburgh (12/18/88 at Pittsburgh), Dan Marino
- 76t Dave Grayson, Oakland (9/20/69 at Oakland), Bob Griese
- 73 Ronnie Lippett, New England (9/9/90 at New England), Dan Marino
- 71t Darrol Ray, N.Y. Jets (12/20/80 at Miami), David Woodley
- 70t Ronnie Lott, four yards; lateral to Tom Holmoe, 66 yards, San Francisco (9/20/86 at Miami), Dan Marino
- 68 Freddie Robinson, Indianapolis (11/15/87 at Miami), Don Strock
- 67t Brian Dawkins, Philadelphia (10/24/99 at Miami), Damon Huard
- 67t Omar Stoutmire, N.Y. Jets (12/12/99 at N.Y. Jets), Dan Marino
- 66t Ken Houston, Houston (9/14/68 at Miami), Bob Griese
- 65t Kenny Graham, San Diego (10/11/69 at Miami), Bob Griese
- 64t Bryant Westbrook, Detroit (12/7/97 at Miami), Dan Marino
- 60t Butch Byrd, Buffalo (9/18/66 at Buffalo), Rick Norton
- 60t Larry Whigham, New England (11/23/97 at New England), Dan Marino

LONGEST PLAYS

PUNTS

- 89 Luke Prestridge, New England (10/21/84 at New England)

- 80 Chris Mohr, Buffalo (10/13/96 at Buffalo)
- 73 Rich Camarillo, New England (9/13/87 at New England)
- 73 Josh Miller, Pittsburgh (9/20/98 at Miami)
- 72 Rohn Stark, Indianapolis (9/23/84 at Miami)

PUNT RETURNS

- 84t Clarence Verdin, Indianapolis (10/25/92 at Miami)
- 83t Billy Johnson, Houston (11/16/75 at Houston)
- 80t Ron Gardin, Baltimore (11/1/70 at Baltimore)
- 75t Dewell Brewer, Indianapolis (12/18/94 at Indianapolis)
- 72t Butch Byrd, Buffalo (9/18/66 at Buffalo)
- 70t Robbie Martin, Indianapolis (11/17/85 at Indianapolis)
- 64t Kevin Williams, Dallas (11/25/93 at Dallas)
- *56t Wes Chandler, San Diego (1/2/82 at Miami)

KICKOFF RETURNS

- 102t Harold Hart, Oakland (9/22/75 at Oakland)
- 99t Jim Duncan, Baltimore (11/1/70 at Baltimore)
- 97t Terrence Wilkins, Indianapolis (10/10/99 at Indianapolis)
- 96t Emerson Boozer, N.Y. Jets (11/20/66 at New York)

FUMBLE RETURNS

- 100t Chris Martin, Kansas City (10/13/91 at Kansas City), Sammie Smith
- *79t Neil Smith, Denver (1/9/99 at Denver), Oronde Gadsden
- 66t Greg Townsend, L.A. Raiders (9/19/83 at L.A. Raiders), David Woodley
- 62t Hugh Douglas, N.Y. Jets (12/22/96 at N.Y. Jets), Stanley Pritchett
- 59t Gabe Northern, Buffalo (10/4/99 at Miami), Dan Marino
- 58t Rick Redman, San Diego (10/2/66 at San Diego), Dick Wood
- 58 Randy McClanahan, Buffalo (11/12/78 at Buffalo), Bob Griese
- 56t Rodney Culver, Indianapolis (9/5/93 at Indianapolis), O.J. McDuffie
- 54t Chris Goode, Indianapolis (10/28/90 at Indianapolis), Tony Paige
- 50 Gary Hogeboom, Indianapolis (9/14/86 at Miami), his own
- **49t Mike Bass, Washington (1/14/73 at Los Angeles), Garo Yepremian

BLOCKED FIELD GOALS

- 78t George Radachowsky, N.Y. Jets (9/24/89 at Miami), Pete Stoyanovich
- 76t Charles Romes, Buffalo (9/2/79 at Buffalo), Uwe von Schamann

OPPONENTS TOP TENS

RUSHING

PLAYER	TEAMS	GAMES	NO.	YDS.	AVG.	LG	TD
1. Thurman Thomas	Buffalo	20	364	1620	4.5	30t	8
2. Freeman McNeil	N.Y. Jets	21	281	1507	5.4	58	2
3. O.J. Simpson	Buffalo	17	240	1177	4.9	75t	4
4. Eric Dickerson	L.A. Rams, Indianapolis, L.A. Raiders	11	231	1065	4.6	40	6
5. Lydell Mitchell	San Diego, Baltimore	12	235	912	3.9	64t	6
6. Jim Nance	N.Y. Jets, Boston	10	167	867	5.2	30t	8
7. Curtis Martin	New England, N.Y. Jets	9	198	661	3.3	37	8
8. Sam Cunningham	New England	12	167	610	3.7	19	5
9. Joe Cribbs	Buffalo	9	146	607	4.2	62t	3
10. Marcus Allen	L.A. Raiders, K.C.	10	117	603	5.2	52t	7

PASSING

PLAYER	TEAMS	GAMES	ATT.	COMP.	YDS.	PCT.	TD	INT.
1. Joe Ferguson	Buffalo, Tampa Bay, Indianapolis	25	723	418	4902	57.8	26	33
2. Jim Kelly	Buffalo	20	621	388	4560	62.5	24	19
3. Ken O'Brien	N.Y. Jets, Philadelphia	16	489	303	3837	62.0	25	13
4. Drew Bledsoe	New England	14	533	292	3736	54.8	19	22
5. Steve Grogan	New England	22	535	280	3709	52.3	21	25
6. Joe Namath	N.Y. Jets	16	388	201	2952	51.8	19	25
7. Richard Todd	N.Y. Jets	14	354	203	2718	57.3	18	25
8. Bert Jones	Baltimore, L.A. Rams	13	326	188	2388	57.7	15	6
9. Boomer Esiason	Cincinnati, N.Y. Jets, Arizona	9	282	167	2101	59.2	12	12
10. Jim Plunkett	New England, Oakland	11	274	142	1771	51.8	10	12

RECEIVING

PLAYER	TEAMS	GAMES	NO.	YDS.	AVG.	LG	TD
1. Andre Reed	Buffalo	28	122	1731	14.2	83t	10
2. Al Toon	N.Y. Jets	14	78	1094	14.0	44t	3
3. Stanley Morgan	New England, Indianapolis	23	71	1423	20.0	76t	6
4. Wesley Walker	N.Y. Jets	18	70	1342	19.2	71t	17
5. Thurman Thomas	Buffalo	20	67	745	11.1	50t	3
6. Bill Brooks	Indianapolis, Buffalo	20	63	658	10.4	47	3
7. Irving Fryar	N.E., Phil., Wash.	20	61	978	16.0	54t	13
8. Ben Coates	New England	14	59	779	13.2	84t	9
9. Lydell Mitchell	San Diego, Baltimore	12	53	430	8.1	18	1
10. Albert Bentley	Indianapolis	10	51	439	8.6	26	2

OPPONENTS OUTSTANDING PERFORMANCES

300-PLUS PASSING YARDS

PLAYER	TEAM	DATE	ATT.	COMP.	YDS.	TD	INT.	LG
Ken O'Brien	N.Y. Jets	9/21/86	43	29	479	4	1	65t
James Harris	L.A. Rams	10/3/76	29	17	436	2	1	58
* Dan Fouts	San Diego	1/2/82	55	33	433	4	1	43
Drew Bledsoe	New England	11/23/98	54	28	423	2	2	49
Drew Bledsoe	New England	9/4/94	51	32	421	4	2	62t
Joe Ferguson	Buffalo	10/9/83	55	38	419	5	1	35
Drew Bledsoe	New England	11/3/96	41	30	419	3	2	84t

PLAYER	TEAM	DATE	ATT.	COMP.	YDS.	TD	INT.	LG
Joe Namath	N.Y. Jets	10/1/67	39	23	415	3	1	62
Bernie Kosar	Cleveland	11/10/86	50	32	401	0	0	44
Ken O'Brien	N.Y. Jets	11/10/85	43	26	393	2	0	44
Boomer Esiason	N.Y. Jets	11/27/94	41	26	382	2	2	69
Elvis Grbac	San Francisco	11/20/95	41	31	382	4	0	47t
Jim Kelly	Buffalo	9/1/91	39	29	381	2	1	54t
Dan Fouts	San Diego	11/18/84	56	37	380	4	1	44
Steve DeBerg	Tampa Bay	10/20/85	32	19	365	4	1	57
Troy Aikman	Dallas	10/27/96	41	33	363	3	0	61
Brett Favre	Green Bay	9/11/94	51	31	362	2	1	35
* Doug Flutie	Buffalo	12/2/99	36	21	360	1	1	65
Jim Kelly	Buffalo	10/25/87	39	29	359	2	0	34
Dennis Shaw	Buffalo	10/18/70	32	24	358	2	2	48
Brian Sipe	Cleveland	11/18/79	42	23	358	3	0	54
Bert Jones	Baltimore	9/27/81	27	20	357	3	1	67t
Steve Grogan	New England	11/8/81	40	23	355	1	4	76t
Danny White	Dallas	10/25/81	32	22	354	3	1	38
Steve Grogan	New England	11/29/79	39	21	350	3	2	38
Daryle Lamonica	Oakland	9/21/68	24	15	344	4	0	73t
Mike Tomczak	Pittsburgh	11/20/94	42	26	343	0	0	40
Erik Kramer	Chicago	10/27/97	50	32	343	2	0	54
Ken Anderson	Cincinnati	11/28/83	36	23	342	1	2	80t
Pat Ryan	N.Y. Jets	11/27/88	43	27	341	2	1	35
Tony Eason	New England	9/17/89	49	25	341	1	1	45
* Jim Kelly	Buffalo	1/12/91	29	19	339	3	1	44
Joe Ferguson	Buffalo	10/12/81	29	20	338	3	0	65t
Steve Bartkowski	Atlanta	9/21/80	36	18	332	2	0	53
Joe Ferguson	Buffalo	12/7/77	40	25	331	3	1	27
** Joe Montana	San Francisco	1/20/85	35	24	331	3	0	34
Vinny Testaverde	Baltimore	10/19/97	47	32	331	1	0	34t
Ken O'Brien	N.Y. Jets	9/24/89	37	27	329	3	1	37t
Drew Bledsoe	New England	1/2/94	43	27	329	4	1	42
Bruce Matheson	Seattle	10/4/87	42	20	326	2	3	30
Warren Moon	Minnesota	9/25/94	37	26	326	3	0	44
Neil O'Donnell	N.Y. Jets	9/15/96	44	25	325	3	3	78t
Boomer Esiason	N.Y. Jets	9/12/93	33	22	323	2	1	51
Glenn Foley	N.Y. Jets	11/9/97	48	25	322	1	1	33
Mark Rypien	St. Louis	12/24/95	42	27	320	2	1	31
Jim Harbaugh	Indianapolis	10/8/95	33	25	319	3	0	47t
Neil O'Donnell	N.Y. Jets	10/12/97	37	24	319	2	0	70
Steve Bono	Kansas City	12/12/94	55	33	314	2	3	22t
* Joe Montana	Kansas City	12/31/94	37	26	314	2	1	57t
Dan Fouts	San Diego	10/15/78	30	22	313	1	2	46
Tony Eason	New England	10/21/84	29	19	313	3	0	76t
* Mark Malone	Pittsburgh	1/6/85	36	20	312	3	3	29t
Richard Todd	N.Y. Jets	10/4/81	39	28	310	4	1	46
Mike Livingston	Kansas City	10/19/69	34	17	308	1	1	93t
Neil Lomax	St. Louis	9/30/84	37	22	308	1	0	29
* Dan Pastorini	Houston	12/24/78	29	20	306	1	0	34
Jim Kelly	Buffalo	10/4/92	48	25	306	1	4	28
Greg Landry	Baltimore	11/25/79	42	25	304	3	2	31t
Sonny Jurgensen	Washington	10/13/74	39	26	303	2	3	37
Peyton Manning	Indianapolis	9/6/98	37	21	302	1	3	42
Pat Ryan	N.Y. Jets	10/4/87	49	30	301	4	2	35t

100-PLUS RECEIVING YARDS

PLAYER	TEAM	DATE	NO.	YDS.	TD	LG
* Eric Moulds	Buffalo	1/2/99	9	240	1	65
Ron Jessie	L.A. Rams	10/3/76	7	220	2	58t
Isaac Bruce	St. Louis	12/24/95	15	210	1	31
Wesley Walker	N.Y. Jets	9/21/86	6	194	4	65t
Michael Irvin	Dallas	10/27/96	12	186	1	61
Stanley Morgan	New England	11/8/81	5	182	1	76t
Al Toon	N.Y. Jets	11/27/88	14	181	0	29
Reggie Rucker	Cleveland	11/18/79	9	177	1	54

PLAYER	TEAM	DATE	NO.	YDS.	TD	LG
Theo Bell	Pittsburgh	11/30/80	4	173	0	45
Johnnie Morton	Detroit	12/7/97	9	171	1	41
* Kellen Winslow	San Diego	1/2/82	13	166	1	31
Tommy Kane	Seattle	12/16/90	10	162	0	25
Ben Coates	New England	9/4/94	8	161	2	62t
Don Maynard	N.Y. Jets	12/1/68	7	160	3	54t
Al Toon	N.Y. Jets	9/24/89	10	159	1	37t
Bake Turner	N.Y. Jets	9/3/78	7	157	0	71
Al Toon	N.Y. Jets	11/10/85	10	156	0	44
Andre Reed	Buffalo	9/1/91	11	154	1	54t
Frank Lewis	Buffalo	9/17/78	5	153	1	92t
* James Lofton	Buffalo	1/12/91	7	149	1	44
Jerry Rice	San Francisco	11/20/95	8	149	2	47t
Stanley Morgan	New England	12/22/86	8	148	2	30t
Marlin Briscoe	Buffalo	10/18/70	7	145	2	46t
Raymond Butler	Baltimore	9/27/81	4	145	2	67t
Keyshawn Johnson	N.Y. Jets	12/12/99	11	144	2	27
Mark Carrier	Tampa Bay	10/30/88	9	142	0	47
* Stephone Paige	Kansas City	1/5/91	8	142	1	33
Jimmy Teal	Seattle	10/4/87	9	137	0	32
Joey Galloway	Seattle	10/6/96	5	137	2	65t
Alfred Jenkins	Atlanta	9/21/80	4	136	0	33
Jeff Graham	N.Y. Jets	9/15/96	5	136	1	78t
* Jimmy Smith	Jacksonville	1/15/00	5	136	2	70t
Ben Coates	New England	11/3/96	5	135	2	84t
Andre Reed	Buffalo	10/13/96	10	134	0	49
Stephone Paige	Kansas City	12/3/89	7	133	1	38t
Fred Biletnikoff	Oakland	9/20/69	9	132	1	13t
Otis Taylor	Kansas City	10/19/69	4	131	0	79
J.J. Birden	Kansas City	12/12/94	10	131	1	22t
Shawn Jefferson	New England	11/23/98	6	131	1	38
Chris Burkett	Buffalo	10/25/87	9	130	1	34
Randy Vataha	New England	12/5/71	7	129	2	51t
* Steve Largent	Seattle	12/29/84	6	128	1	56t
Cris Collinsworth	Cincinnati	11/28/83	8	127	0	48
Jake Reed	Minnesota	9/25/94	9	127	0	21
Andre Reed	Buffalo	12/16/96	6	127	1	67t
Charlie Mitchell	Denver	12/4/66	4	126	1	79t
Wesley Walker	N.Y. Jets	11/26/78	6	126	1	42
Lance Alworth	San Diego	11/12/67	4	125	1	54t
Stanley Morgan	New England	10/5/86	6	125	1	27t
Tim Brown	Oakland	11/30/97	8	125	1	36
Raghib Ismail	Dallas	11/25/99	5	125	1	65t
Marvin Harrison	Indianapolis	12/5/99	8	125	0	36
Stanley Morgan	New England	11/29/79	5	124	1	38t
Rob Moore	N.Y. Jets	9/12/93	6	124	0	51
Rob Moore	N.Y. Jets	11/27/94	7	124	0	35
Jim Whalen	Boston	12/17/67	4	122	0	33
* Fred Biletnikoff	Oakland	12/21/74	8	122	1	20
Dokie Williams	L.A. Raiders	12/2/84	2	122	1	75t
Leonard Thompson	Detroit	10/27/85	7	122	1	38t
Andre Reed	Buffalo	9/11/88	8	122	0	21
* Andre Reed	Buffalo	1/12/91	4	122	2	43
Don Maynard	N.Y. Jets	11/2/69	4	121	2	42t
Wayne Patrick	Buffalo	10/18/70	6	121	0	48
Joe Washington	Baltimore	11/11/79	10	121	0	23
Henry Ellard	L.A. Rams	12/14/86	8	121	1	22
Tony Martin	San Diego	11/5/95	7	121	1	50t
Sammy White	Minnesota	12/11/76	9	120	3	36t
Butch Woolfolk	Houston	9/8/85	3	120	1	80t
Eric Sievers	San Diego	11/18/84	12	119	2	24
Fred Biletnikoff	Oakland	10/4/69	9	119	1	23
Mike Jones	New Orleans	12/7/86	6	119	0	34
Vincent Brisby	New England	11/12/95	6	118	1	47t
Richard Caster	N.Y. Jets	10/7/74	3	117	1	89t
O.J. Simpson	Buffalo	12/7/75	8	117	1	62t

PLAYER	TEAM	DATE	NO.	YDS.	TD	LG
Eric Sievers	New England	12/10/89	6	117	0	41
Carl Pickens	Cincinnati	10/1/95	9	117	3	44t
Paul Coffman	Green Bay	10/28/79	5	116	1	78t
Jimmie Giles	Tampa Bay	10/20/85	7	116	4	39t
Irving Fryar	Philadelphia	10/20/96	8	116	4	38t
Shawn Jefferson	New England	10/25/98	4	116	0	54
Tony Hill	Dallas	12/17/84	6	115	1	66t
Isaac Curtis	Cincinnati	11/28/83	4	114	1	80t
Stanley Morgan	New England	10/21/84	3	114	1	76t
Otis Taylor	Kansas City	11/13/66	4	113	1	89t
Otis Taylor	Kansas City	9/28/68	3	113	1	44
Eric Crabtree	Cincinnati	9/14/69	3	113	2	69t
James Lofton	L.A. Raiders	10/9/88	5	113	0	32
Tim Brown	Oakland	10/31/99	7	113	0	32
Jim Colclough	Boston	12/17/67	3	112	0	52
Mike Barber	Houston	12/24/78	4	112	0	55
Wesley Walker	N.Y. Jets	10/4/81	8	112	2	46
Will Moore	New England	9/10/95	8	112	0	33
Terry Glenn	New England	11/3/96	10	112	0	20
Roy Jefferson	Washington	10/13/74	7	111	1	37t
John Holland	Buffalo	9/13/76	2	111	2	58t
* John Stallworth	Pittsburgh	1/6/85	4	111	2	65t
Al Toon	N.Y. Jets	9/21/86	7	111	0	31
* Ed Podolak	Kansas City	12/25/71	8	110	1	29
Anthony Miller	San Diego	12/27/93	7	110	2	41t
Wesley Walker	N.Y. Jets	9/3/78	4	108	2	47t
* Charlie Joiner	San Diego	1/2/82	7	108	0	39
Art Monk	N.Y. Jets	11/27/94	5	108	0	69
* Steve Tasker	Buffalo	12/30/95	5	108	1	37t
Dedric Ward	N.Y. Jets	11/9/97	6	108	0	33
Jack Snow	L.A. Rams	10/31/71	5	107	1	51t
Warren Wells	Oakland	9/21/68	3	106	1	73t
Raymond Chester	Baltimore	12/1/76	5	106	0	48
Frank Lewis	Buffalo	10/12/81	5	106	0	30
Tony Hill	Dallas	10/25/81	5	106	0	38
* Wes Chandler	San Diego	1/2/82	6	106	0	47
Andre Reed	Buffalo	12/4/94	3	106	2	83t
Warrick Dunn	Tampa Bay	9/21/97	6	106	1	58t
Bake Turner	N.Y. Jets	12/14/69	4	105	2	34t
Harold Jackson	New England	11/29/79	5	105	1	33
Eddie Brown	Cincinnati	11/8/87	8	105	0	32
Jermaine Lewis	Baltimore	10/19/97	6	105	0	28
Wayne Chrebet	N.Y. Jets	12/13/98	5	105	1	52
Tony Martin	Atlanta	12/27/98	3	105	1	53
Ed McCaffrey	Denver	9/13/99	6	105	3	61t
Art Powell	Oakland	9/2/66	8	104	1	17t
* Elmo Wright	Kansas City	12/25/71	3	104	0	63
Derrick Gaffney	N.Y. Jets	9/30/79	4	104	0	43
Wayne Chrebet	N.Y. Jets	10/12/97	5	104	1	70
Tim Brown	Oakland	12/6/98	9	104	2	27
Gary Garrison	San Diego	10/11/69	4	103	2	40t
* Ken Burrough	Houston	12/24/78	6	103	0	53
Thurman Thomas	Buffalo	9/1/91	8	103	1	50t
* Kimble Anders	Kansas City	12/31/94	6	103	1	57t
Marvin Harrison	Indianapolis	9/6/98	5	102	1	42
Andre Rison	Atlanta	10/11/92	7	101	1	22t
Richard Caster	N.Y. Jets	11/24/74	6	100	2	45t
Al Toon	N.Y. Jets	12/7/87	5	100	1	44t
Lawrence Dawsey	Tampa Bay	12/1/91	8	100	1	17t
Curtis Conway	Chicago	10/27/97	6	100	0	54
Ken Dilger	Indianapolis	12/14/97	5	100	3	43

100-PLUS RUSHING YARDS

PLAYER	TEAM	DATE	NO.	YDS.	TD	LG
O.J. Simpson	Buffalo	12/5/76	24	203	1	75t
Rueben Mayes	New Orleans	12/7/86	28	203	2	34t

PLAYER	TEAM	DATE	NO.	YDS.	TD	LG
Earl Campbell	Houston	11/20/78	28	199	4	81t
* Terrell Davis	Denver	1/9/99	21	199	2	62
Freeman McNeil	N.Y. Jets	10/14/85	28	173	0	20
Ricky Watters	Philadelphia	10/20/96	25	173	1	49t
Gerald Riggs	Atlanta	11/30/86	33	172	1	31
Eric Dickerson	Indianapolis	12/4/88	31	169	1	19
** John Riggins	Washington	1/30/83	38	166	1	43t
Thurman Thomas	Buffalo	9/1/91	25	165	1	20
Jim Nance	Boston	12/17/67	24	164	2	29
William Andrews	Atlanta	12/10/83	21	161	1	24t
* Earnest Byner	Cleveland	1/4/86	16	161	2	66t
Hoyle Granger	Houston	12/23/67	21	160	1	23
Wayne Wilson	New Orleans	10/2/83	34	160	0	12
* Thurman Thomas	Buffalo	12/30/95	25	158	1	32
Don Woods	San Diego	9/29/74	18	157	2	56t
Earnest Byner	Washington	12/2/90	32	157	3	21
Marcus Allen	L.A. Raiders	12/2/84	20	155	3	52t
Eric Dickerson	Indianapolis	11/15/87	30	154	1	13
Thurman Thomas	Buffalo	12/23/90	30	154	1	13t
Christian Okoye	Kansas City	10/13/91	23	153	1	38t
Dick Post	San Diego	11/3/68	21	151	0	24
Thurman Thomas	Buffalo	12/3/89	27	148	1	30t
Christian Okoye	Kansas City	12/24/89	32	148	1	13
Thurman Thomas	Buffalo	12/17/95	35	148	1	15
Barry Sanders	Detroit	9/15/91	32	143	0	14
Lydell Mitchell	Baltimore	10/9/77	17	142	1	64t
Curtis Martin	New England	11/12/95	30	142	2	23
* Natrone Means	San Diego	1/8/95	24	139	1	24t
Earl Campbell	Houston	12/4/83	28	138	1	35t
Barry Sanders	Detroit	12/7/97	30	137	1	19
Thurman Thomas	Buffalo	11/18/91	23	135	1	30
* Fred Taylor	Jacksonville	1/15/00	18	135	1	90t
Paul Robinson	Cincinnati	11/17/68	22	134	3	54t
Jim Nance	Boston	11/27/66	23	133	1	27t
Freeman McNeil	N.Y. Jets	11/4/84	20	132	1	52
Johnny Hector	N.Y. Jets	12/22/91	13	132	0	47
Edgerrin James	Indianapolis	12/5/99	23	130	2	41t
Robert Holmes	Kansas City	9/28/68	13	128	1	76t
Joe Washington	Baltimore	10/29/78	20	126	0	29
Floyd Little	Denver	10/27/68	25	126	1	19
Antowain Smith	Buffalo	11/14/99	29	126	0	24
Eric Dickerson	Indianapolis	9/25/88	30	125	0	9
Thurman Thomas	Buffalo	10/9/94	31	125	2	26t
Earnest Jackson	San Diego	11/18/84	28	124	0	16
Eric Dickerson	L.A. Rams	12/14/86	28	124	1	25
Neal Anderson	Chicago	9/4/88	24	123	2	15
Scott Lockwood	New England	12/27/92	30	123	0	23
Tony Dorsett	Dallas	10/25/81	24	122	0	18
Walter Payton	Chicago	12/2/85	23	121	0	15
Larry Kinnebrew	Buffalo	10/29/89	21	121	1	25
Dorsey Levens	Green Bay	9/14/97	21	121	0	23
O.J. Simpson	Buffalo	11/18/73	20	120	0	28
Earl Campbell	Houston	11/5/79	32	120	0	11
* Chuck Muncie	San Diego	1/2/82	24	120	1	19
Jim Braxton	Buffalo	11/18/73	17	119	0	36
Craig James	New England	11/3/85	23	119	0	14
Ronnie Harmon	Buffalo	11/29/87	23	119	0	19
Jerome Bettis	Pittsburgh	11/25/96	27	119	0	14
Natrone Means	San Diego	12/27/93	18	118	3	65t
Warren Williams	Pittsburgh	12/18/88	16	117	0	33
* Thurman Thomas	Buffalo	1/12/91	32	117	2	14
Franco Harris	Pittsburgh	11/30/80	28	116	1	9t
Freeman McNeil	N.Y. Jets	9/19/82	13	116	0	48
Freeman McNeil	N.Y. Jets	11/26/84	24	116	0	39
Emerson Boozer	N.Y. Jets	12/13/70	18	114	0	21
Curtis Brown	Buffalo	11/12/78	11	114	1	58t

PLAYER	TEAM	DATE	NO.	YDS.	TD	LG
James Jones	Detroit	10/27/85	36	114	1	8
Jim Nance	Boston	10/15/67	20	113	0	19
Mel Owens	Detroit	12/15/73	27	113	1	10
Horace Ivory	New England	10/22/78	15	113	2	28
* Curt Warner	Seattle	12/31/83	29	113	2	18
Terry Allen	Minnesota	9/25/94	15	113	1	45
Jim Nance	Boston	12/8/68	19	111	1	30t
Wilbert Montgomery	Philadelphia	9/24/78	25	111	0	12
Franco Harris	Pittsburgh	11/14/76	22	110	1	26
Rocky Bleier	Pittsburgh	11/14/76	20	110	0	13
Eric Dickerson	Indianapolis	12/30/90	20	110	0	16
Jim Nance	Boston	11/30/69	17	109	0	23
Stump Mitchell	St. Louis	9/30/84	20	109	2	19
Joe Cribbs	Buffalo	12/27/82	19	108	1	62t
Curtis Martin	N.Y. Jets	10/4/98	36	108	1	15
Freeman McNeil	N.Y. Jets	11/10/85	26	107	0	13
Eric Dickerson	Indianapolis	12/17/89	21	107	2	17
Lydell Mitchell	Baltimore	11/23/75	26	106	1	32t
Sam Cunningham	New England	9/19/76	21	106	0	15
Eddie George	Tennessee	9/7/97	23	106	1	13t
Raymont Harris	Chicago	10/27/97	25	106	1	9
Franco Harris	Pittsburgh	12/3/73	15	105	1	21t
Marcus Allen	L.A. Raiders	9/19/83	22	105	0	15
* Craig James	New England	11/12/86	22	105	0	21
Lydell Mitchell	Baltimore	12/9/73	35	104	0	9
John Stephens	New England	11/6/88	25	104	1	13t
Rod Bernstine	San Diego	12/15/91	13	104	3	63t
Sammy Winder	Denver	9/29/85	20	103	2	19
Brad Baxter	N.Y. Jets	11/1/92	20	103	0	28
Jamal Anderson	Atlanta	12/27/98	18	103	1	36t
Emmitt Smith	Dallas	11/25/99	31	103	0	28
Eric Dickerson	L.A. Rams	10/30/83	14	101	1	40
* Wendell Hayes	Kansas City	12/25/71	22	100	0	22
Mark van Eeghen	New England	12/12/82	22	100	0	11

* Playoff game

** Super Bowl

THE LAST TIME . . .

(regular season)

KICKOFF RETURNED FOR A TOUCHDOWN

By Dolphins – Marc Logan at Houston (97 yards), 10/1/89

By Opponents – Terrence Wilkins at Indianapolis (97 yards), 10/10/99

PUNT RETURNED FOR A TOUCHDOWN

By Dolphins – O.J. McDuffie vs. Pittsburgh (72 yards), 12/13/93

By Opponents – Dewell Brewer at Indianapolis (75 yards), 12/18/94

INTERCEPTED PASS RETURNED FOR A TOUCHDOWN

By Dolphins – Sam Madison vs. Indianapolis (21 yards), 12/5/99

By Opponents – Marcus Coleman of N.Y. Jets (98 yards), 12/27/99

FUMBLE RETURNED FOR A TOUCHDOWN

By Dolphins – Jason Taylor at Denver (four yards), 9/13/99

By Opponents – Chad Cota of Indianapolis (25 yards), 12/5/99

OPPONENTS FUMBLE RETURNED FOR A TOUCHDOWN

By Dolphins – Jason Taylor at Denver (four yards), 9/13/99

By Opponents – Chad Cota of Indianapolis (25 yards), 12/5/99

BLOCKED FIELD GOAL RETURNED FOR A TOUCHDOWN

By Dolphins – Curtis Johnson vs. Green Bay (47 yards), 12/19/71

By Opponents – George Radachowsky of N.Y. Jets (78 yards), 9/24/89

BLOCKED PUNT RETURNED FOR A TOUCHDOWN

By Dolphins – Mark Higgs vs. New England (19 yards), 10/18/90

By Opponents – Chris Burkett at N.Y. Jets (11 yards), 9/29/91

SAFETY SCORED

By Dolphins – Sam Madison at Indianapolis (forces Peyton Manning out of endzone), 10/10/99

By Opponents – John Thierry of Chicago (sacks Dan Marino in end zone), 10/27/97

SHUTOUT

By Dolphins – at Miami 17, Tennessee 0, 11/7/99

By Opponents – at Dallas 20, Miami 0, 11/25/99

200 YARDS RUSHING

By Dolphins – None

By Opponents – Rueben Mayes at New Orleans (203 yards), 12/7/86

100 YARDS RUSHING

By Dolphins – J.J. Johnson vs. New England (106 yards), 11/21/99

By Opponents – Edgerrin James of Indianapolis (130 yards), 12/5/99

100 YARDS RUSHING IN A HALF

By Dolphins – Karim Abdul-Jabbar at Carolina (114 yards in first half), 11/15/98

By Opponents – Edgerrin James of Indianapolis (104 yards in first half), 12/5/99

TWO 100-YARD RUSHERS

By Dolphins – Mercury Morris (125 yards) and Don Nottingham (102 yards) at Green Bay, 10/5/75

By Opponents – Thurman Thomas (148 yards) and Larry Kinnebrew (121 yards) at Buffalo, 10/29/89

100 YARDS RUSHING AND RECEIVING

By Dolphins – None

By Opponents – Thurman Thomas at Buffalo (165 rushing yards and 103 receiving yards), 9/1/91

400 YARDS PASSING

By Dolphins – Dan Marino at Cincinnati (450 yards), 10/1/95

By Opponents – Drew Bledsoe at New England (423 yards), 11/23/98

300 YARDS PASSING

By Dolphins – Dan Marino vs. N.Y. Jets (322 yards), 12/27/99

By Opponents – Drew Bledsoe at New England (423 yards), 11/23/98

200 YARDS RECEIVING

By Dolphins – Irving Fryar vs. New England (211 yards), 9/4/94

By Opponents – Isaac Bruce at St. Louis (210 yards), 12/24/95

100 YARDS RECEIVING

By Dolphins – Oronde Gadsden at Washington (114 yards), 1/2/00

By Opponents – Keyshawn Johnson at N.Y. Jets (144 yards), 12/12/99

100 YARDS RECEIVING IN A HALF

By Dolphins – Oronde Gadsden at Indianapolis (112 yards in second half), 10/10/99

By Opponents – Marvin Harrison of Indianapolis (123 yards in second half), 12/5/99

TWO 100-YARD RECEIVERS

By Dolphins – Tony Martin (109 yards) and Oronde Gadsden (103 yards) vs. Indianapolis, 12/5/99

By Opponents – Ben Coates (135 yards) and Terry Glenn (112 yards) at New England, 11/3/96

FIVE TOUCHDOWN PASSES

By Dolphins – Dan Marino vs. New England, 9/4/94

By Opponents – Joe Ferguson of Buffalo, 10/9/83

FOUR TOUCHDOWN PASSES

By Dolphins – Dan Marino vs. Denver, 12/21/98

By Opponents – Jim Harbaugh at Indianapolis, 12/14/97

THREE TOUCHDOWN PASSES

By Dolphins – Dan Marino vs. N.Y. Jets, 12/27/99

By Opponents – Ray Lucas of N.Y. Jets, 12/27/99

FOUR TOUCHDOWN RECEPTIONS

By Dolphins – Mark Ingram at N.Y. Jets, 11/27/94

By Opponents – Irving Fryar at Philadelphia, 10/20/96

THREE TOUCHDOWN RECEPTIONS

By Dolphins – Lamar Thomas vs. Denver, 12/21/98

By Opponents – Ed McCaffrey at Denver, 9/13/99

TWO TOUCHDOWN RECEPTIONS

By Dolphins – Oronde Gadsden vs. New England, 11/21/99

By Opponents – Keyshawn Johnson at N.Y. Jets, 12/12/99

FOUR TOUCHDOWNS RUSHING

By Dolphins – None

By Opponents – Earl Campbell at Houston, 11/20/78

THREE TOUCHDOWNS RUSHING**By Dolphins** – Karim Abdul-Jabbar at New England, 11/23/97**By Opponents** – Curtis Martin at New England, 11/3/96**TWO TOUCHDOWNS RUSHING****By Dolphins** – Karim Abdul-Jabbar at New England (3), 11/23/97**By Opponents** – Edgerrin James of Indianapolis, 12/5/99**FOUR FIELD GOALS****By Dolphins** – Olindo Mare vs. San Diego, 12/19/99**By Opponents** – Adam Vinatieri at New England, 11/23/98**THREE FIELD GOALS****By Dolphins** – Olindo Mare vs. San Diego (4), 12/19/99**By Opponents** – John Carney of San Diego, 12/19/99**THREE INTERCEPTIONS****By Dolphins** – Sam Madison vs. Tennessee, 11/7/99**By Opponents** – Erik McMillan of N.Y. Jets, 10/23/88**TWO INTERCEPTIONS****By Dolphins** – Sam Madison vs. Tennessee (3), 11/7/99**By Opponents** – Mark McMillian at Washington, 1/2/00**THREE SACKS****By Dolphins** – Jeff Cross at Philadelphia, 11/14/93**By Opponents** – Darrell Russell at Oakland, 10/31/99**TWO SACKS****By Dolphins** – Patrick Surtain at Washington, 1/2/00**By Opponents** – Bruce Smith at Buffalo, 11/14/99**BLOCKED FIELD GOAL****By Dolphins** – Lorenzo Bromell at Denver (Jason Elam, 44 yards), 9/13/99**By Opponents** – Flozell Adams at Dallas (Olindo Mare, 47 yards), 11/25/99**BLOCKED PUNT****By Dolphins** – Kirby Dar Dar at Houston (Reggie Roby), 11/17/96**By Opponents** – Terry Wooden at Oakland (Klaus Wilmsmeyer), 12/6/98**MISSED POINT AFTER TOUCHDOWN ATTEMPT****By Dolphins** – Olindo Mare at Atlanta, 12/27/98**By Opponents** – John Hall at N.Y. Jets, 12/12/99**TWO POINT CONVERSION****By Dolphins** – Troy Drayton pass from Craig Erickson at Philadelphia, 10/20/96**By Opponents** – Ed McCaffrey pass from Bobby Brister of Denver, 12/21/98

YEAR-BY-YEAR LEADERS

RUSHING

YEAR	PLAYER	G	NO.	YDS.	AVG.	LG	TD
1966	Joe Auer	14	121	416	3.4	41	4
1967	Abner Haynes	10	56	274	4.9	65t	2
1968	+ Jim Kiick	14	165	621	3.8	25	4
1969	Jim Kiick	14	180	575	3.2	27	9
1970	Larry Csonka	14	193	874	4.5	53	6
1971	Larry Csonka	14	195	1051	5.4	28	7
1972	Larry Csonka	14	213	1117	5.2	45	6
1973	Larry Csonka	14	219	1003	4.6	25	5
1974	Larry Csonka	12	197	749	3.8	24	9
1975	Mercury Morris	14	219	875	4.0	49	4
1976	Benny Malone	14	186	797	4.3	31	4
1977	Benny Malone	14	129	615	4.8	66t	5
1978	Delvin Williams	16	272	1258	4.6	58t	8
1979	Larry Csonka	16	220	837	3.8	22	12
1980	Delvin Williams	15	187	671	3.6	65	2
1981	Tony Nathan	13	147	782	5.3	46	5
1982	Andra Franklin	9	177	701	4.0	25t	7
1983	Andra Franklin	15	224	746	3.3	18	8
1984	Woody Bennett	16	144	606	4.2	23	7
1985	Tony Nathan	16	143	667	4.7	22	5

YEAR	PLAYER	G	NO.	YDS.	AVG.	LG	TD
1986	Lorenzo Hampton	16	189	830	4.5	54t	9
1987	+ Troy Stradford	12	145	619	4.3	51	6
1988	Lorenzo Hampton	16	117	414	3.5	33	9
1989	+ Sammie Smith	13	200	659	3.3	25	6
1990	Sammie Smith	16	226	831	3.7	33	8
1991	Mark Higgs	14	231	905	3.9	24	4
1992	Mark Higgs	16	256	915	3.6	23	7
1993	Mark Higgs	16	186	693	3.7	31	3
1994	Bernie Parmalee	15	216	868	4.0	47t	6
1995	Bernie Parmalee	16	236	878	3.7	40	9
1996	+ Karim Abdul-Jabbar	16	307	1116	3.6	29	11
1997	Karim Abdul-Jabbar	16	283	892	3.2	22	15
1998	Karim Abdul-Jabbar	15	270	960	3.6	45	6
1999	+ J.J. Johnson	13	164	558	3.4	34	4

RECEIVING

YEAR	PLAYER	G	NO.	YDS.	AVG.	LG	TD
1966	Dave Kocourek	14	27	320	11.9	43	2
1967	+ Jack Clancy	14	67	868	13.0	44	2
1968	Karl Noonan	14	58	760	13.1	50	11
1969	Larry Seiple	13	41	577	14.1	41t	5
1970	Jim Kiick (RB)	14	42	497	11.8	47	0
1971	Paul Warfield	14	43	996	23.2	86t	11
1972	Paul Warfield	12	29	606	20.9	47	3
1973	Marlin Briscoe	14	30	447	14.9	53	2
1974	Nat Moore	13	37	605	16.4	48	2
1975	Nat Moore	14	40	705	17.6	79t	4
1976	Nat Moore	9	33	625	18.9	67t	4
1977	Nat Moore	14	52	765	14.7	73t	12
1978	Nat Moore	16	48	645	13.5	47	10
1979	Nat Moore	16	48	840	17.5	53	6
1980	Tony Nathan (RB)	16	57	588	10.3	61	5
1981	Duriel Harris	15	53	911	17.2	55	2
1982	Tom Vigorito (RB)	9	24	186	7.8	26	0
1983	Tony Nathan (RB)	16	52	461	8.9	25	1
1984	Mark Clayton	15	73	1389	19.0	65t	18
1985	Tony Nathan (RB)	16	72	651	9.0	73	1
1986	Mark Duper	16	67	1313	19.6	85t	11
1987	+ Troy Stradford (RB)	12	48	457	9.5	34	1
1988	Mark Clayton	16	86	1129	13.1	45t	14
1989	Mark Clayton	15	64	1011	15.8	78t	9
1990	Mark Duper	16	52	810	15.6	69t	5
1991	Mark Duper	16	70	1085	15.5	43t	5
	Mark Clayton	16	70	1053	15.0	43t	12
1992	Bobby Humphrey (RB)	16	54	507	9.4	26	1
1993	+ Terry Kirby (RB)	16	75	874	11.7	47	3
1994	Irving Fryar	16	73	1270	17.4	54t	7
1995	Terry Kirby (RB)	16	66	618	9.4	46	3
1996	O.J. McDuffie	16	74	918	12.4	36	8
1997	O.J. McDuffie	16	76	943	12.4	55	1
1998	O.J. McDuffie	16	90	1050	11.7	61t	7
1999	Tony Martin	16	67	1037	15.5	69t	5

PASSING (minimum 150 attempts)

YEAR	PLAYER	G	ATT.	CMP.	YDS.	PCT.	TD	INT.	RATE
1976	Bob Griese	13	272	162	2097	59.6	11	12	78.9
1966	Dick Wood	10	230	83	993	36.1	4	14	30.6
1967	+ Bob Griese	12	331	166	2005	50.2	15	18	61.6
1968	Bob Griese	13	355	186	2473	52.4	21	16	75.7
1969	Bob Griese	9	252	121	1695	48.0	10	16	56.9
1970	Bob Griese	14	245	142	2019	58.0	12	17	72.1
1971	Bob Griese	14	263	145	2089	55.1	19	9	90.9
1972	Earl Morrall	14	150	83	1360	55.3	11	7	91.0
1973	Bob Griese	13	218	116	1422	53.2	17	8	84.3
1974	Bob Griese	13	253	152	1968	60.1	16	15	80.9
1975	Bob Griese	10	191	118	1693	61.8	14	13	86.6

YEAR	PLAYER	G	ATT.	CMP.	YDS.	PCT.	TD	INT.	RATE
1976	Bob Griese	13	272	162	2097	59.6	11	12	78.9
1977	Bob Griese	14	307	180	2252	58.6	22	13	87.7
1978	Bob Griese	11	235	148	1791	63.0	11	11	82.4
1979	Bob Griese	14	310	176	2160	56.8	14	16	72.0
1980	+ David Woodley	13	327	176	1850	53.8	14	17	63.1
1981	David Woodley	15	366	191	2470	52.2	12	13	69.8
1982	David Woodley	9	179	98	1080	54.7	5	8	63.5
1983	+ Dan Marino	11	296	173	2210	58.4	20	6	96.0
1984	Dan Marino	16	564	362	5084	64.2	48	17	108.9
1985	Dan Marino	16	567	336	4137	59.3	30	21	84.1
1986	Dan Marino	16	623	378	4746	60.7	44	23	92.5
1987	Dan Marino	12	444	263	3245	59.2	26	13	89.2
1988	Dan Marino	16	606	354	4434	58.4	28	23	80.8
1989	Dan Marino	16	550	308	3997	56.0	24	22	76.9
1990	Dan Marino	16	531	306	3563	57.6	21	11	82.6
1991	Dan Marino	16	549	318	3970	57.9	25	13	85.8
1992	Dan Marino	16	554	330	4116	59.6	24	16	85.1
1993	Scott Mitchell	13	233	133	1773	57.1	12	8	84.2
1994	Dan Marino	16	615	385	4453	62.6	30	17	89.2
1995	Dan Marino	14	482	309	3668	64.1	24	15	90.8
1996	Dan Marino	13	373	221	2795	59.2	17	9	87.8
1997	Dan Marino	16	548	319	3780	58.2	16	11	80.7
1998	Dan Marino	16	537	310	3497	57.7	23	15	80.0
1999	Dan Marino	11	369	204	2448	55.3	12	17	67.4

PUNT RETURNS

YEAR	PLAYER	NO.	YDS.	AVG.	LG	TD
1966	Joe Auer	5	99	19.8	56	0
1967	Abner Haynes	6	37	6.2	20	0
1968	Bob Neff	8	71	8.9	20	0
1969	+ Mercury Morris	25	172	6.9	38	0
1970	+ Jake Scott	27	290	10.7	77t	1
1971	Jake Scott	33	318	9.6	31	0
1972	Charlie Leigh	22	210	9.5	27	0
1973	Jake Scott	22	266	12.1	33	0
1974	Jake Scott	31	346	11.2	30	0
1975	+ Freddie Solomon	26	320	12.3	50t	1
1976	Freddie Solomon	13	205	15.8	79t	1
1977	Freddie Solomon	32	285	8.9	39	0
1978	+ Jimmy Cefalo	28	232	8.3	26	0
1979	+ Tony Nathan	28	306	10.9	86t	1
1980	Tony Nathan	23	178	7.7	30	0
1981	Tom Vigorito	36	379	10.5	87t	1
1982	Tom Vigorito	20	192	9.6	59t	1
1983	+ Mark Clayton	41	392	9.6	60t	1
1984	Fulton Walker	21	169	8.0	33	0
1985	Tom Vigorito	22	197	9.0	21	0
1986	Craig Ellis	24	149	6.2	17	0
1987	+ Scott Schwedes	24	203	8.5	31	0
1988	Scott Schwedes	24	230	9.6	36	0
1989	Scott Schwedes	18	210	11.7	70t	1
1990	Tony Martin	26	140	5.4	35	0
1991	+ Scott Miller	28	248	8.9	32	0
1992	Scott Miller	24	175	7.3	19	0
1993	+ O.J. McDuffie	28	317	11.3	72t	2
1994	O.J. McDuffie	32	228	7.1	26	0
1995	O.J. McDuffie	24	163	6.8	24	0
1996	O.J. McDuffie	22	212	9.6	19	0
1997	Charles Jordan	26	273	10.5	38	0
1998	Terrell Buckley	29	354	12.2	35	0
1999	Nate Jacquet	28	351	12.5	45	0

KICKOFF RETURNS

YEAR	PLAYER	NO.	YDS.	AVG.	LG	TD
1966	Joe Auer	28	698	24.9	95t	1
1967	Bob Neff	15	351	23.4	69	0

YEAR	PLAYER	NO.	YDS.	AVG.	LG	TD
1968	Gene Milton	18	408	22.7	74	0
1969	+ Mercury Morris	43	1136	26.4	105t	1
1970	Mercury Morris	28	812	29.0	96t	1
1971	Mercury Morris	15	423	28.2	94t	1
1972	Mercury Morris	14	334	23.9	33	0
1973	Charlie Leigh	9	251	27.9	51	0
1974	+ Nat Moore	22	587	26.7	40	0
1975	+ Freddie Solomon	17	348	20.5	31	0
1976	+ Duriel Harris	17	559	32.9	69	0
1977	Gary Davis	14	414	29.6	73	0
1978	Duriel Harris	29	657	22.7	53	0
1979	+ Tony Nathan	45	1016	22.6	43	0
1980	Don Bessillieu	40	890	22.3	87	0
1981	+ Fulton Walker	38	932	24.5	90t	1
1982	Fulton Walker	20	433	21.7	32	0
1983	Fulton Walker	36	962	26.7	78	0
1984	Fulton Walker	29	617	21.3	41	0
1985	+ Lorenzo Hampton	45	1020	22.7	46	0
1986	Craig Ellis	25	541	21.6	41	0
1987	Lorenzo Hampton	16	304	19.0	32	0
1988	Joe Cribbs	41	863	21.0	44	0
1989	Marc Logan	24	613	25.5	97t	1
1990	Marc Logan	20	367	18.4	35	0
1991	+ Aaron Craver	32	615	19.2	49	0
1992	Mike Williams	19	328	17.3	28	0
1993	+ O.J. McDuffie	32	755	23.6	48	0
1994	O.J. McDuffie	36	767	21.3	46	0
1995	O.J. McDuffie	23	564	24.5	47	0
1996	Irving Spikes	28	681	24.3	59	0
1997	Irving Spikes	24	565	23.5	48	0
1998	+ John Avery	43	1085	25.2	55	0
1999	Brock Marion	62	1524	24.6	93	0

INTERCEPTIONS

YEAR	PLAYER	NO.	YDS.	AVG.	LONG	TD
1966	Willie West	8	62	7.8	27	0
1967	Dick Westmoreland	10	127	12.7	29	1
1968	+ Dick Anderson	8	230	28.8	96t	1
1969	+ Lloyd Mumphord	5	102	20.4	51	0
1970	Dick Anderson	8	191	23.9	86	0
1971	Jake Scott	7	34	4.9	21	0
1972	Jake Scott	5	73	14.6	31	0
1973	Dick Anderson	8	163	20.4	38t	2
1974	Jake Scott	8	75	9.4	30	0
1975	Jake Scott	6	60	10.0	38	0
1976	(four players)	(two interceptions)				
1977	Curtis Johnson	4	35	8.8	19	0
1978	Tim Foley	6	12	2.0	8	0
1979	Neal Colzie	5	86	17.2	56	0
	Gerald Small	5	74	14.8	40	0
1980	Gerald Small	7	46	6.6	22	0
1981	Glenn Blackwood	4	124	31.0	39	0
1982	Don McNeal	4	42	10.5	23	1
1983	William Judson	6	60	10.0	29	0
1984	Glenn Blackwood	6	169	28.2	50	0
1985	Glenn Blackwood	6	36	6.0	17	0
1986	(four players)	(two interceptions)				
1987	Paul Lankford	3	44	14.7	44	0
	Glenn Blackwood	3	17	5.7	17	0
1988	+ Jarvis Williams	4	62	15.5	23	0
	William Judson	4	57	14.3	52	0
1989	+ Louis Oliver	4	32	8.0	23	0
1990	Louis Oliver	5	87	17.4	35	0
	Jarvis Williams	5	82	16.4	42t	1
1991	Louis Oliver	5	80	16.0	37	0
1992	Louis Oliver	5	200	40.0	103t	1

YEAR	PLAYER	NO.	YDS.	AVG.	LONG	TD
1993	J.B. Brown	5	43	8.6	29	0
1994	Troy Vincent	5	113	22.6	58t	1
1995	Troy Vincent	5	95	19.0	69t	1
1996	Terrell Buckley	6	164	27.3	91t	1
1997	Terrell Buckley	4	26	6.5	12	0
1998	Terrell Buckley	8	157	19.6	61	1
	Sam Madison	8	114	14.3	35	0
1999	Sam Madison	7	164	23.4	42	1

SCORING*

YEAR	PLAYER	TDs	RUN	REC.	PATs	FGs	PTS.
1966	Joe Auer	9	5	4	0-0	0-0	54
	Gene Mingo	0	0	0	23-23	10-22	53
1967	Booth Lusteg	0	0	0	18-18	7-12	39
	Jack Harper	4	1	3	0-0	0-0	24
1968	Karl Noonan	11	0	11	0-0	0-0	66
	+ Jim Keyes	0	0	0	30-30	7-16	51
1969	Karl Kremser	0	0	0	26-27	13-22	65
	Jim Kiick	10	9	1	0-0	0-0	60
1970	Garo Yepremian	0	0	0	31-31	22-29	97
1971	Garo Yepremian	0	0	0	33-33	28-40	117
	Paul Warfield	11	0	11	0-0	0-0	66
1972	Garo Yepremian	0	0	0	43-45	24-37	115
	Mercury Morris	12	12	0	0-0	0-0	72
1973	Garo Yepremian	0	0	0	38-38	25-37	113
	Paul Warfield	11	0	11	0-0	0-0	66
1974	Garo Yepremian	0	0	0	43-43	8-15	67
	Larry Csonka	9	9	0	0-0	0-0	54
1975	Garo Yepremian	0	0	0	40-46	13-16	79
	Don Nottingham	12	12	0	0-0	0-0	72
1976	Garo Yepremian	0	0	0	29-31	16-23	77
1977	Nat Moore	13	1	12	0-0	0-0	78
	Garo Yepremian	0	0	0	37-41	10-22	67
1978	Garo Yepremian	0	0	0	41-45	19-23	98
	Nat Moore	10	0	10	0-0	0-0	60
1979	+ Uwe von Schamann	0	0	0	36-40	21-29	99
	Larry Csonka	13	12	1	0-0	0-0	78
1980	Uwe von Schamann	0	0	0	32-32	14-23	74
	Nat Moore	7	0	7	0-0	0-0	42
1981	Uwe von Schamann	0	0	0	37-38	24-31	109
1982	Uwe von Schamann	0	0	0	21-22	15-20	66
	Andra Franklin	7	7	0	0-0	0-0	42
1983	Uwe von Schamann	0	0	0	45-48	18-27	99
	Mark Duper	10	0	10	0-0	0-0	60
1984	Mark Clayton	18	0	18	0-0	0-0	108
	Uwe von Schamann	0	0	0	66-70	9-19	93
1985	+ Fuad Reveiz	0	0	0	50-52	22-27	116
	+ Ron Davenport	13	11	2	0-0	0-0	78
1986	Fuad Reveiz	0	0	0	52-55	14-22	94
	Lorenzo Hampton	12	9	3	0-0	0-0	72
1987	Fuad Reveiz	0	0	0	28-30	9-11	55
	Mark Duper	8	0	8	0-0	0-0	48
1988	Mark Clayton	14	0	14	0-0	0-0	84
	Fuad Reveiz	0	0	0	31-32	8-12	55
1989	+ Pete Stoyanovich	0	0	0	38-39	19-26	95
	Mark Clayton	9	0	9	0-0	0-0	54
1990	Pete Stoyanovich	0	0	0	37-37	21-25	100
	Sammie Smith	9	8	1	0-0	0-0	54
1991	Pete Stoyanovich	0	0	0	28-29	31-37	121
	Mark Clayton	12	0	12	0-0	0-0	72
1992	Pete Stoyanovich	0	0	0	34-36	30-37	124
1993	Pete Stoyanovich	0	0	0	37-37	24-32	109
1994	Pete Stoyanovich	0	0	0	35-35	24-31	107
	Irving Fryar	7	0	7	0-0	0-0	46
1995	Pete Stoyanovich	0	0	0	37-37	27-34	118
	Bernie Parmalee	10	9	1	0-0	0-0	80

YEAR	PLAYER	TDs	RUN	REC.	PATs	FGs	PTS.
1996	Joe Nedney	0	0	0	35-36	18-29	89
	+ Karim Abdul-Jabbar	11	11	0	0-0	0-0	66
1997	Olindo Mare	0	0	0	33-33	28-36	117
	Karim Abdul-Jabbar	16	15	1	0-0	0-0	96
1998	Olindo Mare	0	0	0	33-34	22-27	99
	Oronde Gadsden	7	0	7	0-0	0-0	42
	O.J. McDuffie	7	0	7	0-0	0-0	42
1999	Olindo Mare	0	0	0	27-27	39-46	144
	Oronde Gadsden	6	0	6	0-0	0-0	36

* In years where only one player is listed, several players were tied for second with same point total

TACKLES

YEAR	PLAYER	G	SOLO	ASST.	TOTAL
1966	Willie West	14	95	23	118
1967	Wahoo McDaniel	14	69	49	118
1968	Frank Emanuel	14	82	37	119
1969	Nick Buoniconti	13	79	35	114
1970	Nick Buoniconti	14	96	49	145
1971	Nick Buoniconti	14	86	40	126
1972	Nick Buoniconti	14	72	74	146
1973	Nick Buoniconti	13	91	71	162
1974	Bob Matheson	14	71	32	103
1975	+ Steve Towle	12	90	74	164
1976	Steve Towle	13	131	86	217
1977	Steve Towle	16	75	63	138
1978	Rusty Chambers	16	85	66	151
1979	Rusty Chambers	16	80	98	178
1980	Bob Baumhower	16	88	47	135
1981	Earnie Rhone	16	120	51	171
1982	Earnie Rhone	9	62	20	82
1983	Bob Brudzinski	16	73	31	104
1984	Mark Brown	16	59	18	77
1985	Mark Brown	15	78	18	96
1986	+ John Offerdahl	15	109	26	135
1987	Jackie Shipp	12	63	16	79
1988	John Offerdahl	16	99	18	117
1989	Barry Krauss	16	100	19	119
1990	John Offerdahl	16	98	18	116
1991	Louis Oliver	16	73	15	88
1992	Bryan Cox	16	84	43	127
1993	Bryan Cox	16	87	35	122
1994	Bryan Cox	16	106	41	147
1995	Bryan Cox	16	104	38	142
1996	+ Zach Thomas	16	131	49	180
1997	Zach Thomas	15	107	42	149
1998	Zach Thomas	16	124	36	160
1999	Zach Thomas	16	117	50	167

SACKS

1968: Mel Branch, 11.0; **1969:** Bill Stanfill, 8.0; **1970:** Bill Stanfill, 6.0; **1971:** Manny Fernandez, 8.0; **1972:** Vern Den Herder, 10.5; **1973:** Bill Stanfill, 18.5; **1974:** Bill Stanfill, 10.0; **1975:** Vern Den Herder, 11.0; **1976:** Don Reese and Bill Stanfill, 4.0; **1977:** +A.J. Duhe, 7.0; **1978:** Vern Den Herder, 11.0; **1979:** Vern Den Herder, 9.0; **1980:** Kim Bokamper and A.J. Duhe, 5.5; **1981:** Bob Baumhower, 9.0; **1982:** Bob Brudzinski, 4.5; **1983:** Doug Betters, 16.0; **1984:** Doug Betters, 14.0; **1985:** Mike Charles, 7.0; **1986:** Mark Brown, 5.0 (47 yards); **1987:** T.J. Turner, 4.0 (34 yards); **1988:** T.J. Turner, 5.0 (22 yards); **1989:** Jeff Cross, 10.0 (94 yards); **1990:** Jeff Cross, 11.5 (95.5 yards); **1991:** Jeff Cross 7.0 (60 yards); **1992:** Bryan Cox 14.0 (115 yards); **1993:** Jeff Cross 10.5 (62 yards); **1994:** Jeff Cross 9.5 (58.5 yards); **1995:** Bryan Cox 7.5 (46 yards); **1996:** Trace Armstrong 12.0 (81.5 yards); **1997:** Trace Armstrong 5.5 (45 yards); **1998:** Trace Armstrong 10.5 (63 yards); **1999:** Rich Owens 8.5 (61 yards).

+ Rookie

DOLPHINS OFFENSE YEAR BY YEAR

YEAR	PLAYS	FIRST DOWNS	RUSH YARDS	PASS YARDS	TOTAL YARDS	NFL RANK* T-R-P	TOTAL POINTS
1966	884	200	1410	2048	3458	22-21-19	213
1967	847	212	1323	2336	3659	17-18-17	219
1968	892	247	1704	2402	4106	12-15-11	276
1969	878	224	1513	2077	3590	23-23-21	233
1970	827	228	2082	1957	4039	11- 3-20	297
1971	804	232	2429	1983	4412	5- 1-19	315
1972	893	291	2960	2076	5036	1- 1-16	385
1973	776	215	2521	1582	4103	9- 3- 1	343
1974	884	272	2191	2084	4275	11- 4-16	327
1975	896	266	2500	2009	4509	11- 4-20	357
1976	874	267	2118	2268	4386	13-13-10	263
1977	866	267	2366	1961	4327	10- 5-16	313
1978	954	270	2366	2469	4835	13-11-15	372
1979	1006	297	2187	2763	4950	16-17-14	341
1980	1015	284	1876	2688	4564	26-17-24	266
1981	1063	306	2173	3149	5322	16-10-16	345
1982	582	165	1344	1314	2658	19- 3-27	198
1983	1033	314	2150	3045	5195	16-13-19	389
1984	1070	387	1918	5018	6936	1-16- 1	513
1985	1039	361	1729	4114	5843	6-18- 2	428
1986	1011	351	1545	4779	6324	2-25- 1	430
1987	1005	331	1662	3876	5538	4-23- 1	362
1988	963	321	1205	4516	5721	5-28- 1	319
1989	1011	311	1330	4216	5546	7-27- 3	331
1990	975	303	1535	3512	5047	14-22- 5	336
1991	970	312	1352	3889	5241	7-25- 3	343
1992	998	316	1525	3975	5500	5-24- 2	340
1993	1030	309	1459	4353	5812	2-25- 1	349
1994	1078	344	1658	4420	6078	1-13- 2	389
1995	1034	345	1506	4210	5716	8-21- 4	398
1996	1000	293	1622	3543	5165	14-19-11	339
1997	1028	311	1343	3792	5135	11-29- 2	339
1998	1028	269	1535	3395	4930	16-24-10	321
1999	1071	287	1453	3485	4938	20-22-13t	326

*1966-69 are AFL-NFL combined rankings

DOLPHINS DEFENSE YEAR BY YEAR

YEAR	PLAYS	FIRST DOWNS	RUSH YARDS	PASS YARDS	TOTAL YARDS	NFL RANK* T-R-P	TOTAL POINTS
1966	857	237	1510	3101	4611	19- 7-22	362
1967	843	269	2145	2835	4980	22-25-17	407
1968	808	240	2172	2712	4884	23-22-20	355
1969	851	206	1489	2637	4126	10- 9-16	332
1970	808	226	1453	2551	4004	14- 7-22	228
1971	800	214	1661	2000	3661	5- 8- 6	174
1972	770	186	1548	1749	3297	1- 3- 5	171
1973	878	195	1991	1290	3281	3-12- 1	150
1974	807	208	1624	2182	3806	8- 7-16	216
1975	858	224	1768	2021	3789	6- 5- 6	222
1976	892	268	2411	2670	5081	26-22-28	264
1977	901	227	1749	2233	3982	16- 6-24	197
1978	1021	298	2261	2908	5169	23-16-26	254
1979	938	238	1702	2737	4439	4- 2-12	257
1980	1062	309	2018	3206	5224	14-15-15	305

YEAR	PLAYS	FIRST DOWNS	RUSH YARDS	PASS YARDS	TOTAL YARDS	NFL RANK* T-R-P	TOTAL POINTS
1981	1039	296	2032	3331	5363	15-14-19	275
1982	548	147	1285	1027	2312	1-24- 1	131
1983	992	288	2037	3002	5139	7-13- 8	250
1966	857	237	1510	3101	4611	19- 7-22	362
1984	1051	314	2155	3265	5420	19-22-14	298
1985	1033	314	2256	3511	5767	23-23-22	320
1986	1058	337	2493	3557	6050	26-27-22	405
1987	1013	314	2198	3247	5445	26-25-21	335
1988	1072	359	2506	3275	5781	26-26-14	380
1989	1045	337	2153	3543	5696	24-25-18	379
1990	968	268	1831	2716	4547	7-16- 3	242
1991	1019	327	2301	3105	5406	25-27-12	349
1992	976	273	1600	2983	4583	10- 6-14	281
1993	1061	332	1665	3485	5150	20-14-21	351
1994	1000	305	1430	3794	5224	19- 6-25	327
1995	1000	309	1675	3569	5244	16-12-19	332
1996	987	306	1536	3655	5191	18-13-22	325
1997	1004	299	1813	3551	5364	26-17-25	327
1998	944	257	1511	2924	4435	3- 6- 6	265
1999	936	252	1476	2928	4404	5- 8- 5	336

*1966-69 are AFL-NFL combined rankings

DOLPHINS IN OVERTIME

LOCATION	W	L	T	WON TOSS	LOST TOSS
HOME	6	7	1	7	7
ROAD	4	7	0	5	6
PLAYOFFS	1	1	0	0	2
TOTALS	11	15	1	12	15

When they have won the toss, the Dolphins are 7-5 (4-3 home, 3-2 road).

When they have lost the toss, the Dolphins are 4-10-1 (2-5-1 home, 2-5 road).

***Dec. 25, 1971 – Miami 27, at Kansas City 24 (2 OT):** Chiefs win toss. Jan Stenerud has 42-yard FG attempt blocked by Nick Buoniconti of Dolphins. Teams trade punts. Garo Yepremian misses FG try from 52 yards. K.C. QB Len Dawson is intercepted by Jake Scott and teams trade punts. Yepremian kicks a 37-yard FG at 7:40 of the second overtime.

Dec. 14, 1975 – at Baltimore 10, Miami 7: Dolphins win toss. Miami is forced to punt. Colts drive from their own 4 to the Miami 14. Toni Linhart kicks 31-yard FG at 12:44.

Oct. 17, 1976 – Kansas City 20, at Miami 17: Chiefs win toss. Kansas City punts and Miami drives to 20-yard line of Chiefs. Norm Bulaich fumbles into end zone and K.C. recovers for touchback. Chiefs drive to Miami 17 and Jan Stenerud kicks 34-yard FG at 14:48.

Nov. 18, 1979 – at Cleveland 30, Miami 24: Browns win toss. Brian Sipe throws 39-yard TD pass to Reggie Rucker at 1:59.

Nov. 20, 1980 – San Diego 27, at Miami 24: Chargers win toss. San Diego is forced to punt, but Woodrow Lowe intercepts David Woodley at the Miami 40 and returns it to the 12 of the Dolphins. Rolf Benirschke kicks 28-yard FG for Chargers at 7:14.

Dec. 8, 1980 – at Miami 16, New England 13: Dolphins win toss. Miami drives from its own 13 to the 5 of New England with the big play being a 54-yard pass to Duriel Harris from David Woodley. Uwe von Schamann kicks 23-yard FG at 3:20.

Oct. 4, 1981 – at Miami 28, N.Y. Jets 28 (tie): Jets win toss. Teams trade punts twice. Pat Leahy of Jets misses 48-yard FG attempt near end of OT period.

Nov. 8, 1981 – Miami 30, at New England 27: Dolphins win toss. Miami punts, but Bob Brudzinski intercepts Steve Grogan at New England 45 and returns it to 26 of the Pats. Thirteen yards is tacked on for unnecessary roughness on tackle of Brudzinski, before Uwe von Schamann kicks 30-yard FG at 7:09.

***Jan. 2, 1981 – San Diego 41, at Miami 38:** Chargers win toss. Rolf Benirschke misses 27-yard FG for San Diego and Uwe von Schamann of Miami has 34-yard FG blocked by Leroy Jones of Chargers. Benirschke kicks 29-yard FG at 13:52.

Oct. 9, 1983 – Buffalo 38, at Miami 35: Dolphins win toss. Uwe von Schamann misses FGs of 52 and 43 yards for Miami. Joe Danelo kicks 36-yard FG at 13:58.

Nov. 18, 1984 – at San Diego 34, Miami 28: Chargers win toss. Buford McGee runs for 25-yard TD at 3:17.

Sept. 21, 1986 – at N.Y. Jets 51, Miami 45: Jets win toss. Ken O'Brien throws a 43-yard TD pass to Wesley Walker at 2:35.

Dec. 14, 1986 – Miami 37, at L.A. Rams 31: Dolphins win toss. Dan Marino throws a 20-yard TD pass to Mark Duper at 3:04.

Oct. 18, 1987 – at N.Y. Jets 37, Miami 31: Jets win toss. Both teams exchange punts, then interceptions before Jets take over on another Dolphin interception. Pat Ryan passes eight yards to Eddie Hunter with :34 left in OT (at 14:26).

Oct. 25, 1987 – Buffalo 34, at Miami 31: Bills win toss. Scott Norwood kicks 27-yard FG at 4:12.

Oct. 8, 1989 – at Miami 13, Cleveland 10: Browns win toss. Cleveland drives to Miami 26-yard line, but Matt Bahr misses 44-yard FG. Miami drives 55 yards and Pete Stoyanovich kicks 35-yard FG at 6:28.

Dec. 9, 1990 – at Miami 23, Philadelphia 20: Eagles win toss. Both teams exchange punts, then Eagles' Jeff Feagles boots 23-yard punt. Miami drives 35 yards and Pete Stoyanovich kicks 39-yard FG at 12:32.

Nov. 24, 1991 – Miami 16, at Chicago 13: Dolphins win toss. Pete Stoyanovich kicks 27-yard FG at 4:11.

Dec. 22, 1991 – N.Y. Jets 23, at Miami 20: Dolphins win toss. Miami is forced to punt. Raul Allegre kicks 30-yard FG at 6:15.

Dec. 27, 1992 – Miami 16, at New England 13: Patriots win toss. New England is forced to punt. Pete Stoyanovich kicks 35-yard FG at 6:43.

Jan. 2, 1994 – at New England 33, Miami 27: Dolphins win toss. Miami is forced to punt. Dolphins intercept pass but are forced to punt. Drew Bledsoe passes 36 yards to Michael Timpson for touchdown at 10:14.

Oct. 16, 1994 – at Miami 20, L.A. Raiders 17: Dolphins win toss. Pete Stoyanovich kicks 29-yard FG at 5:46.

Nov. 20, 1994 – at Pittsburgh 16, Miami 13: Steelers win toss. Pittsburgh stopped on fourth down. Dolphins forced to punt. Gary Anderson kicks 39-yard FG at 10:19.

Oct. 8, 1995 – Indianapolis 27, at Miami 24: Colts win toss. Cary Blanchard kicks 27-yard FG at 4:58.

Sept. 7, 1997 – at Miami 16, Tennessee 13: Dolphins win toss. Olindo Mare kicks 29-yard FG at 12:45.

Oct. 27, 1997 – Chicago 36, at Miami 33: Dolphins win toss. Both teams exchange punts, then Dan Marino is sacked and fumbles on Dolphins 17-yard line. Jeff Jaeger kicks 35-yard FG at 5:35.

Oct. 25, 1998 – at Miami 12, New England 9: Dolphins win toss. Olindo Mare kicks 43-yard FG at 10:24.

***Playoff Game**

LARGEST COMEBACKS

DOLPHINS

MARGIN	SCORE/ QUARTER	FINAL SCORE	DATE	OPPONENT
1. 24 points	0-24 (3rd)	34-27	12/15/74	NEW ENGLAND
2. 18 points	3-21 (2nd)	24-21	1/4/86	CLEVELAND*
3. 18 points	3-21 (2nd)	24-21	11/14/71	PITTSBURGH
4. 17 points	0-17 (3rd)	21-17	11/10/68	at Buffalo
17 points	3-20 (2nd)	31-23	11/12/89	at N.Y. Jets
17 points	7-24 (3rd)	28-24	11/27/94	at N.Y. Jets

NOTE: Miami's largest fourth-quarter comeback was from a 16-point deficit (0-16 to 21-16) against New Orleans on September 28, 1980.

OPPONENTS

MARGIN	SCORE/ QUARTER	FINAL SCORE	DATE	OPPONENT
1. 21 points	0-21 (2nd)	34-31 (OT)	10/25/87	BUFFALO
2. 21 points	3-24 (3rd)	27-24 (OT)	10/8/95	INDIANAPOLIS
3. 18 points	10-28 (2nd)	45-28	10/9/77	at Baltimore
4. 15 points	6-21 (3rd)	22-21	1/9/95	at San Diego*

	MARGIN	SCORE/ QUARTER	FINAL SCORE	DATE	OPPONENT
6.	15 points	18-33 (4th)	36-33 (OT)	10/27/97	CHICAGO
	14 points	0-14 (3rd)	21-24	10/27/68	at Denver
	14 points	0-14 (3rd)	31-28	10/3/76	L.A. RAMS
	14 points	14-28 (4th)	34-28 (OT)	11/18/84	at San Diego
	14 points	7-21 (2nd)	28-21	9/13/87	NEW ENGLAND
	14 points	0-14 (1st)	40-21	11/15/87	at Indianapolis
	14 points	0-14 (2nd)	34-14	11/26/89	PITTSBURGH
	14 points	0-14 (1st)	35-31	9/1/91	at Buffalo

* Playoff Game

DOLPHINS' 10 LARGEST MARGINS

... OF VICTORY

	MARGIN	SCORE	DATE	OPPONENT
1.	52 points	52-0	11/12/72	NEW ENGLAND
2.	44 points	44-0	11/11/73	BALTIMORE
3.	43 points	43-0	10/19/75	at N.Y. Jets
4.	42 points	42-0	9/10/78	at Baltimore
	42 points	45-3	11/24/86	N.Y. JETS
	42 points	42-0	10/11/87	KANSAS CITY
7.	41 points	55-14	11/24/77	at St. Louis
8.	38 points	45-7	12/20/70	BUFFALO
	38 points	41-3	10/17/71	NEW ENGLAND
	38 points	52-14	9/3/95	N.Y. JETS

... OF DEFEAT

	MARGIN	SCORE	DATE	OPPONENT
1.	55 points	62-7	1/15/00	at Jacksonville*
2.	45 points	48-3	9/28/68	KANSAS CITY
3.	41 points	41-0	10/8/67	at Kansas City
	41 points	41-0	12/14/97	at Indianapolis
5.	35 points	35-0	11/1/70	at Baltimore
	35 points	42-7	10/13/91	at Kansas City
	35 points	38-3	1/9/99	at Denver*
8.	34 points	58-24	9/18/66	at Buffalo
	34 points	44-10	10/2/66	at San Diego
	34 points	34-0	10/12/80	at New England

* Playoff Game

THE ORANGE BOWL

The 1986 season marked the end of an era for the Miami Dolphins as the team played its final season in the Orange Bowl. In 21 years, the Dolphins posted a 110-38-3 (.738) regular-season record.

In the playoffs, Miami was 10-4 at the 75,206-seat Orange Bowl, giving the team a 120-43-3 (.736) mark in all games played there.

Miami played in the Orange Bowl from the team's initial season in 1966 through the 1986 campaign. From 1966 to 1969, the Orange Bowl had a grass playing field. The playing surface was changed to Poly-Turf in 1970, was replaced in 1972 and finally removed in March, 1976, so that Prescription Athletic Turf could be installed.

The Orange Bowl has been the site of many great sporting events, including five Super Bowls, the annual Orange Bowl Classic, Olympic soccer matches and championship boxing matches.

DOLPHINS HOME & AWAY

YEAR	HOME	PCT.	ROAD	PCT.	OVERALL	PCT.
1966	2-5	.286	1-6	.143	3-11	.214
1967	4-3	.571	0-7	.000	4-10	.286
1968	1-5-1	.214	4-3	.571	5-8-1	.393
1969	2-3-1	.417	1-7*	.125	3-10-1	.250
1970	6-1	.857	4-3	.571	10-4	.714
1971	6-1	.857	4-2-1	.643	10-3-1	.750
1972	7-0	1.000	7-0	1.000	14-0	1.000
1973	7-0	1.000	5-2	.714	12-2	.857
1974	7-0	1.000	4-3	.571	11-3	.786
1975	5-2	.714	5-2	.714	10-4	.714
1976	3-4	.429	3-4	.429	6-8	.429
1977	6-1	.857	4-3	.571	10-4	.714
1978	7-1	.875	4-4	.500	11-5	.688
1979	6-2	.750	4-4	.500	10-6	.625
1980	5-3	.625	3-5	.375	8-8	.500
1981	6-1-1	.813	5-3	.625	11-4-1	.719
1982	4-0	1.000	3-2	.600	7-2	.778
1983	7-1	.875	5-3	.625	12-4	.750
1984	7-1	.875	7-1	.875	14-2	.875
1985	8-0	1.000	4-4	.500	12-4	.750
1986	4-4	.500	4-4	.500	8-8	.500
1987	4-3	.571	4-4	.500	8-7	.533
1988	4-4	.500	2-6	.250	6-10	.375
1989	4-4	.500	4-4	.500	8-8	.500
1990	7-1	.875	5-3	.625	12-4	.750
1991	5-3	.625	3-5	.375	8-8	.500
1992	6-2	.750	5-3	.625	11-5	.688
1993	4-4	.500	5-3	.625	9-7	.563
1994	6-2	.750	4-4	.500	10-6	.625
1995	5-3	.625	4-4	.500	9-7	.563
1996	4-4	.500	4-4	.500	8-8	.500
1997	6-2	.750	3-5	.375	9-7	.563
1998	7-1	.875	3-5	.375	10-6	.625
1999	5-3	.625	4-4	.500	9-7	.563
TOTALS	177-74-3	.703	131-126-1	.510	308-200-4	.605

*Includes 38-23 loss to Boston at Tampa

DOLPHINS MONTH-BY-MONTH

(Regular Season)

YEAR	SEPTEMBER	OCTOBER	NOVEMBER	DECEMBER	RECORD
1966	0-3	2-2	0-4	1-2	3-11
1967	1-1	0-4	1-3	2-2	4-10
1968	0-3	2-1-1	2-2	1-2	5-8-1
1969	0-3	1-2-1	1-4	1-1	3-10-1
1970	1-1	3-1	3-2	3-0	10-4
1971	1-0-1	4-1	4-0	1-2	10-3-1
1972	2-0	5-0	4-0	3-0	14-0
1973	2-1	4-0	4-0	2-1	12-2
1974	2-1	3-1	3-1	3-0	11-3
1975	1-1	4-0	2-2	3-1	10-4
1976	2-1	2-3	1-3	1-1	6-8
1977	2-0	3-2	3-1	2-1	10-4
1978	2-2	4-1	2-2	3-0	11-5
1979	4-1	2-2	3-2	1-1	10-6
1980	3-1	1-3	2-3	2-1	8-8

YEAR	SEPTEMBER	OCTOBER	NOVEMBER	DECEMBER	RECORD
1981	4-0	1-2-1	2-2	4-0	11-4-1
1982	2-0	0-0	1-1	4-1*	7-2
1983	3-1	3-2	3-1	3-0	12-4
1984	5-0	4-0	3-1	2-1	14-2
1985	3-1	2-2	3-1	4-0	12-4
1986	1-3	2-2	3-2	2-1	8-8
1987	1-1	1-3	3-2	3-1	8-7
1988	1-3	4-1	0-4	1-2	6-10
1989	1-2	3-2	3-1	1-3	8-8
1990	3-1	3-0	3-1	3-2	12-4
1991	2-3	1-2	3-1	2-2	8-8
1992	3-0	3-1	2-3	3-1	11-5
1993	2-1	4-0	3-1	0-5+	9-7
1994	3-1	3-1	2-2	2-2	10-6
1995	3-0	2-3	1-3	3-1	9-7
1996	3-1	1-3	2-2	2-2	8-8
1997	2-2@	3-1	3-2	1-2	9-7
1998	3-0	2-2	3-2	2-2	10-6
1999	2-0	4-1	2-2	1-4^	9-7
TOTALS	70-39-1	86-51-3	80-63	72-47	308-200-4

* Includes January 2, 1983, 34-7 win at Baltimore; + Includes January 2, 1994, 33-27 loss at New England; @ Includes August 31, 1997, 16-10 win over Indianapolis; ^ includes January 2, 2000 21-10 loss at Washington.

PRIME TIME DOLPHINS

YEAR	DATE	OPPONENT	SCORE	NETWORK	ATTENDANCE
1970	Mon., Nov. 30	at Atlanta	20-7 W	ABC	53,303
1971	Mon., Nov. 29	CHICAGO	34-3 W	ABC	73,071
1972	Mon., Nov. 27	ST. LOUIS	31-10 W	ABC	78,190
1973	Mon., Oct. 15	at Cleveland	17-9 W	ABC	72,070
1973	Mon., Dec. 3	PITTSBURGH	30-26 W	ABC	68,901
1974	Mon., Oct. 7	N.Y. JETS	21-17 W	ABC	61,527
1974	Mon., Dec. 2	CINCINNATI	24-3 W	ABC	71,962
1975	Mon., Sept. 22	OAKLAND	21-31 L	ABC	78,744
1975	Mon., Dec. 1	NEW ENGLAND	20-7 W	ABC	61,963
1976	Mon., Sept. 13	at Buffalo	30-21 W	ABC	77,683
1976	Mon., Nov. 22	BALTIMORE	16-17 L	ABC	62,104
1977	Mon., Dec. 5	BALTIMORE	17-6 W	ABC	68,977
1978	Mon., Oct. 9	CINCINNATI	21-0 W	ABC	54,729
1978	Mon., Nov. 20	at Houston	30-35 L	ABC	50,290
1978	Mon., Dec. 18	NEW ENGLAND	23-3 W	ABC	72,071
1979	Mon., Oct. 8	at Oakland	3-13 L	ABC	52,419
1979	Mon., Nov. 5	HOUSTON	6-9 L	ABC	70,273
1979	Thur., Nov. 29	NEW ENGLAND	39-24 W	ABC	69,174
1980	Mon., Oct. 27	at N.Y. Jets	14-17 L	ABC	53,046
1980	Thur., Nov. 20	SAN DIEGO	24-27 L (OT)	ABC	63,013
1980	Mon., Dec. 8	NEW ENGLAND	16-13 W (OT)	ABC	63,292
1981	Thur., Sept. 10	PITTSBURGH	30-10 W	ABC	74,190
1981	Mon., Oct. 12	at Buffalo	21-31 L	ABC	78,576
1981	Mon., Nov. 30	PHILADELPHIA	13-10 W	ABC	67,797
1982	Mon., Nov. 29	at Tampa Bay	17-23 L	ABC	54,854
1982	Mon., Dec. 27	BUFFALO	27-10 W	ABC	73,924
1983	Mon., Sept. 19	at L.A. Raiders	14-27 L	ABC	57,796
1983	Mon., Nov. 28	CINCINNATI	38-14 W	ABC	74,506
1983	Fri., Dec. 16	N.Y. JETS	34-14 W	ABC	59,975
1984	Mon., Sept. 17	at Buffalo	21-17 W	ABC	65,455
1984	Mon., Nov. 26	N.Y. JETS	28-17 W	ABC	74,884
1984	Mon., Dec. 17	DALLAS	28-21 W	ABC	74,139
1985	Mon., Oct. 14	at N.Y. Jets	7-23 L	ABC	73,807
1985	Mon., Dec. 2	CHICAGO	38-24 W	ABC	75,594
1985	Mon., Dec. 16	NEW ENGLAND	30-27 W	ABC	69,489
1986	Mon., Nov. 10	at Cleveland	16-26 L	ABC	77,949
1986	Mon., Nov. 24	N.Y. JETS	45-3 W	ABC	70,206

YEAR	DATE	OPPONENT	SCORE		NETWORK	ATTENDANCE
1986	Mon., Dec. 22	NEW ENGLAND	27-34	L	ABC	74,516
1987	Sun., Nov. 22	at Dallas	20-14	W	ESPN	56,519
1987	Mon., Dec. 7	N.Y. JETS	37-28	W	ABC	62,592
1987	Sun., Dec. 20	WASHINGTON	23-21	W	ESPN	65,715
1987	Mon., Dec. 28	NEW ENGLAND	10-24	L	ABC	61,192
1988	Mon., Nov. 14	BUFFALO	6-31	L	ABC	67,091
1988	Sun., Nov. 20	NEW ENGLAND	3-6	L	ESPN	53,526
1988	Mon., Dec. 12	CLEVELAND	38-31	W	ABC	61,884
1989	Sun., Dec. 10	NEW ENGLAND	31-10	W	ESPN	55,918
1990	Thur., Oct. 18	NEW ENGLAND	17-10	W	TNT	62,630
1990	Mon., Nov. 19	L.A. RAIDERS	10-13	L	ABC	70,553
1990	Sun., Dec. 9	PHILADELPHIA	23-20	W (OT)	ESPN	67,034
1991	Sun., Nov. 10	NEW ENGLAND	30-20	W	ESPN	56,065
1991	Mon., Nov. 18	BUFFALO	27-41	L	ABC	71,062
1991	Mon., Dec. 9	CINCINNATI	37-13	W	ABC	60,616
1992	Mon., Sept. 14	at Cleveland	27-23	W	ABC	74,765
1992	Mon., Nov. 16	BUFFALO	20-26	L	ABC	70,629
1992	Mon., Dec. 14	L.A. RAIDERS	20-7	W	ABC	67,098
1992	Sun., Dec. 20	N.Y. JETS	19-17	W	ESPN	68,275
1993	Mon., Oct. 4	WASHINGTON	17-10	W	ABC	68,568
1993	Sun., Oct. 24	INDIANAPOLIS	41-27	W	TNT	57,301
1993	Mon., Dec. 13	PITTSBURGH	20-21	L	ABC	70,232
1993	Mon., Dec. 27	at San Diego	20-45	L	ABC	60,311
1994	Sun., Oct. 2	at Cincinnati	23-7	W	TNT	55,056
1994	Sun., Dec. 4	BUFFALO	31-42	L	ESPN	69,358
1994	Mon., Dec. 12	KANSAS CITY	45-28	W	ABC	71,578
1994	Sun., Dec. 25	DETROIT	27-20	W	ESPN	70,980
1995	Mon., Sept. 18	PITTSBURGH	23-10	W	ABC	72,874
1995	Sun., Nov. 5	at San Diego	24-14	W	ESPN	61,996
1995	Mon., Nov. 20	SAN FRANCISCO	20-44	L	ABC	73,080
1995	Mon., Dec. 11	KANSAS CITY	13-6	W	ABC	70,321
1996	Sun., Sept. 8	at Arizona	38-10	W	TNT	55,444
1996	Mon., Sept. 23	at Indianapolis	6-10	L	ABC	60,891
1996	Mon., Nov. 25	PITTSBURGH	17-24	L	ABC	73,489
1996	Mon., Dec. 16	BUFFALO	16-14	W	ABC	67,016
1997	Sun., Sept. 21	at Tampa Bay	21-31	L	TNT	73,314
1997	*Mon., Oct. 27	CHICAGO	33-36	L (OT)	ABC	73,156
1997	Mon., Nov. 17	BUFFALO	30-13	W	ABC	74,155
1997	Sun., Dec. 7	DETROIT	33-30	W	ESPN	72,266
1997	Mon., Dec. 22	NEW ENGLAND	12-14	L	ABC	74,379
1998	Mon., Oct. 12	at Jacksonville	21-28	L	ABC	74,051
1998	Mon., Nov. 23	at New England	23-26	L	ABC	58,729
1998	Sun., Dec. 13	N.Y. JETS	16-21	L	ESPN	74,369
1998	Mon., Dec. 21	DENVER	31-21	W	ABC	74,363
1999	Mon., Sept. 13	at Denver	38-21	W	ABC	75,623
1999	Mon., Oct. 4	BUFFALO	18-23	L	ABC	74,073
1999	Sun., Nov. 7	TENNESSEE	17-0	W	ESPN	74,109
1999	Mon., Dec. 27	N.Y. JETS	31-38	L	ABC	74,230

TOTALS: 35-28 Monday Night (29-16 home, 6-12 road); 17-5 Other (13-4 home, 4-1 road)

* Game originally scheduled for Sun., Oct. 26 postponed to Mon., Oct. 27 due to Game 7 of World Series

DOLPHINS' 10 LARGEST CROWDS

1966-96 = actual attendance

1997-99 = paid attendance

HOME (Pro Player Stadium, 1987-99)

	ATTENDANCE	DATE	OPPONENT		RESULT
1.	75,283	10/27/96	Dallas	10-29	L
2.	74,379	12/22/97	New England	12-14	L
3.	74,369	12/13/98	N.Y. Jets	16-21	L
4.	74,363	12/21/98	Denver	31-21	W
5.	74,295	11/21/99	New England	27-17	W

	ATTENDANCE	DATE	OPPONENT		RESULT
6.	74,230	12/27/99	N.Y. Jets	31-38	L
7.	74,155	11/17/97	Buffalo	30-13	W
8.	74,109	11/7/99	Tennessee	17-0	W
9.	74,096	12/5/99	Indianapolis	34-37	L
10.	74,073	10/4/99	Buffalo	18-23	L

HOME (Orange Bowl, 1966-86)

	ATTENDANCE	DATE	OPPONENT		RESULT
1.	78,939	1/2/72	Baltimore	21-0	W
2.	78,914	11/19/72	N.Y. Jets	28-24	W
3.	78,744	9/22/75	Oakland	21-31	L
4.	78,196	12/24/72	Cleveland	20-14	W
5.	77,596	10/15/72	San Diego	24-10	W
6.	76,801	11/27/72	St. Louis	31-10	W
7.	76,696	12/16/72	Baltimore	16-0	W
8.	76,029	1/6/85	Pittsburgh	45-28	W
9.	75,770	12/23/73	Cincinnati	34-16	W
10.	75,594	12/2/85	Chicago	38-24	W

ROAD

	ATTENDANCE	DATE	OPPONENT		RESULT
1.	103,667	1/30/83	*Washington (at Pasadena)	17-27	L
2.	85,462	1/14/73	*Washington (at L.A.)	14-7	W
3.	84,059	1/20/85	*San Francisco (at Stanford)	16-38	L
4.	80,591	1/16/72	*Dallas (at New Orleans)	3-24	L
5.	80,374	11/18/79	Cleveland	24-30	L
6.	80,368	10/4/92	Buffalo	37-10	W
7.	80,252	9/1/91	Buffalo	31-35	L
8.	80,235	12/23/90	Buffalo	14-24	L
9.	80,208	10/29/89	Buffalo	17-31	L
10.	79,829	9/17/72	Kansas City	20-10	W

*Super Bowl

ATTENDANCE

7 home, 7 away from 1966-1977; 8 home, 8 away from 1979-1981, 1983-86, 1988-99; 4 home, 5 away in 1982; 7 home, 8 away in 1987

TICKETS DISTRIBUTED, REGULAR SEASON

YEAR	HOME TOTAL	HOME AVERAGE	ROAD TOTAL	ROAD AVERAGE	TICKETS DIST.
1966	183,934	26,276	243,276	34,754	427,210
1967	202,874	28,982	256,029	36,576	458,903
1968	216,734	30,962	252,271	36,039	469,005
1969	242,815	34,687	280,957	40,137	523,772
1970	440,141	62,877	348,918	49,845	789,059
1971	482,879	68,982	413,194	59,028	896,073
1972	557,881	79,697	421,503	60,215	979,384
1973	551,270	78,753	474,477	67,782	1,025,747
1974	537,418	76,774	409,643	58,520	947,061
1975	487,758	69,680	424,325	60,618	912,083
1976	400,109	57,158	431,595	61,656	831,704
1977	370,282	52,898	405,979	57,997	776,261
1978	488,068	61,009	434,188	54,274	922,256
1979	498,080	62,260	498,262	62,283	996,342
1980	423,500	52,938	463,890	57,986	887,390
1981	515,103	64,388	468,204	58,526	983,307
1982	247,173	61,975	235,044	47,008	482,217
1983	527,358	65,920	490,497	61,312	1,017,855
1984	542,722	67,840	488,166	61,021	1,030,888
1985	560,447	70,055	514,831	64,354	1,075,278
1986	538,683	67,335	556,232	69,529	1,094,915

YEAR	HOME TOTAL	HOME AVERAGE	ROAD TOTAL	ROAD AVERAGE	TICKETS DIST.
1987	476,610	68,087	451,943	56,493	928,553
1988	535,851	66,981	533,744	66,178	1,069,595
1989	492,455	61,557	504,448	63,056	996,903
1990	532,931	66,616	528,665	66,083	1,057,287
1991	507,935	63,492	527,132	65,892	1,035,067
1992	543,995	67,999	539,319	67,415	1,083,314
1993	570,676	71,335	540,515	67,564	1,111,191
1994	593,480	74,185	517,482	64,685	1,110,962
1995	601,954	75,244	528,517	65,940	1,130,471
1996	600,849	75,106	514,408	64,301	1,115,257

ACTUAL, REGULAR SEASON

YEAR	HOME TOTAL	HOME AVERAGE	ROAD TOTAL	ROAD AVERAGE	ALL ACTUAL
1966	177,349	25,336	237,423	33,918	414,772
1967	189,815	27,116	238,289	34,041	428,104
1968	208,987	29,856	237,849	33,978	446,836
1969	226,348	32,335	264,191	37,742	490,539
1970	413,422	59,060	334,422	47,774	747,844
1971	464,658	66,380	403,174	57,596	867,832
1972	544,162	77,737	414,056	59,151	880,058
1973	442,482	63,212	437,554	62,508	880,036
1974	457,768	65,395	397,324	56,761	855,092
1975	453,353	64,765	401,731	57,390	855,084
1976	358,817	51,260	418,727	59,818	777,544
1977	339,698	48,528	383,253	54,750	722,951
1978	465,251	58,156	421,856	52,732	887,107
1979	455,137	56,892	475,116	59,390	930,253
1980	384,829	48,104	439,024	54,878	823,853
1981	489,292	61,161	459,962	57,495	949,254
1982	239,346	59,837	205,948	43,390	445,294
1983	487,939	60,992	451,995	56,499	939,934
1984	524,874	65,609	471,050	58,883	995,924
1985	542,228	67,812	491,990	61,499	1,034,218
1986	467,288	58,411	529,603	66,200	996,891
1987	394,672	56,382	392,118	49,015	786,790
1988	469,276	58,660	470,243	58,780	939,519
1989	447,663	55,958	481,003	60,125	928,666
1990	510,359	63,794	508,113	63,514	1,018,472
1991	476,858	59,607	496,006	62,001	972,864
1992	512,576	64,072	505,503	63,188	1,018,079
1993	537,920	67,240	519,542	64,943	1,057,462
1994	558,057	69,757	506,381	63,298	1,064,438
1995	560,917	70,115	501,583	62,698	1,062,500
1996	545,918	68,240	476,379	59,547	1,022,297

PAID, REGULAR SEASON

YEAR	HOME TOTAL	HOME AVERAGE	ROAD TOTAL	ROAD AVERAGE	PAID TOTAL
1997	574,811	71,851	522,208	65,276	1,097,019
1998	581,784	72,723	546,530	68,316	1,128,314
1999	592,161	74,020	547,485	68,436	1,139,646

SEASON TICKETS, PRESEASON

YEAR	SEASON TICKETS	PRESEASON HOME	PRESEASON ROAD	PRESEASON TOTAL
1966	12,503	1- 36,366	3- 55,154	4- 91,520
1967	13,050	2- 86,693	3- 39,414	5-126,107
1968	14,924	3-145,257	2- 27,003	5-172,260
1969	17,478	3-140,514	3- 67,759	6-208,273
1970	26,161	4-246,176	2- 46,008	6-292,184
1971	44,834	4-237,753	2- 92,344	6-330,097
1972	69,303	3-222,821	3-161,100	6-383,921
1973	74,961	4-313,411	2-104,550	6-417,961
1974	67,322	3-193,442	3-157,681	6-351,123

YEAR	SEASON TICKETS	PRESEASON HOME	PRESEASON ROAD	PRESEASON TOTAL
1975	49,026	4-213,186	2-107,190	6-320,376
1976	44,494	2-102,338	4-227,598	6-329,936
1977	34,838	2- 81,517	4-218,777	6-300,294
1978	41,456	2- 97,461	*3-142,278	5-239,739
1979	41,140	2- 94,095	2-118,327	4-212,422
1980	38,385	2- 83,331	2-115,230	4-198,561
1981	37,574	2- 82,792	2-102,272	4-185,064
1982	39,208	2- 91,938	2-115,581	4-207,519
1983	42,039	1- 38,735	3-160,308	4-199,043
1984	43,187	1- 46,705	3-147,125	4-193,830
1985	46,435	2- 78,686	2- 78,501	4-157,187
1986	50,729	2- 96,581	2-104,500	4-201,081
1987	63,096	2-129,687	2-113,016	4-242,703
1988	53,839	2-101,065	≠3-152,384	5-253,449
1989	44,869	2- 92,833	2-108,150	4-200,983
1990	45,570	2- 89,586	2-108,853	4-198,439
1991	47,148	2- 94,038	#3-175,064	5-269,102
1992	43,846	2- 92,939	‡3-183,934	5-276,873
1993	47,996	2- 93,129	2-111,181	4-204,310
1994	48,809	2- 98,466	3-161,412	5-259,878
1995	53,606	2-100,301	2-101,174	4-201,475
1996	60,808	2-106,739	2- 90,898	4-197,637
1997	55,373	2-115,182	@3-198,742	5-313,924
1998	56,002	2-121,099	2-117,457	4-238,556
1999	60,042	2-121,038	2-124,347	4-245,385

* includes 18,355 in Hall of Fame game at Canton, Ohio.

≠ includes 70,535 in American Bowl game in London, England

includes 51,122 in American Bowl game in Tokyo, Japan

‡ includes 60,813 in American Bowl game in Berlin, Germany

@ includes 104,629 in American Bowl game in Mexico City, Mexico

HISTORICAL HIGHLIGHTS

1965

- March 3 – Minneapolis lawyer Joseph Robbie meets AFL Commissioner Joe Foss in Washington, and Foss advises Robbie to apply for an expansion franchise in Miami.
- May 6 – Joseph Robbie meets Miami Mayor Robert King High to ascertain the availability of the Orange Bowl stadium, and the mayor agrees to invite the AFL to Miami.
- June 7 – AFL Executive Committee votes to expand in 1966 at a meeting in Monmouth Park, N.J.
- Aug. 16 – AFL awards its first expansion franchise to Joseph Robbie and television star Danny Thomas for \$7.5 million.
- Nov. 27 – Miami picks Kentucky QB Rick Norton and Illinois RB Jim Grabowski in first round of AFL's college draft. Tulsa WR Howard Twilley is selected in 12th round.
- Dec. 16 – Miami Dolphins, Ltd. organizes as a Florida limited partnership. Joseph Robbie becomes Managing General Partner and Danny Thomas Sports, Inc., becomes the other general partner.

1966

- Jan. 15 – Miami picks 31 players from eight teams in AFL expansion draft. One of the draftees, T Norm Evans of Houston, would play 10 seasons at right tackle.
- Jan. 29 – George Wilson becomes first head coach after eight years coaching the Detroit Lions (57-46-6 and NFL champions in 1957) and one year as a Washington assistant.
- June 8 – AFL merges into NFL with Pete Rozelle as commissioner. An AFL-NFL championship game is scheduled for the next January followed by a common draft.
- July 5 – Dolphins open first training camp at St. Petersburg Beach as 83 players report.
- Aug. 7 – Training camp moves to St. Andrews School in Boca Raton, Fla.
- Sept. 2 – Joe Auer returns opening kickoff 95 yards for Dolphin TD in first regular-season game,

but Oakland wins, 23-14, at Orange Bowl before 26,776 spectators.

- Oct. 16 - Dolphins end string of nine losses (four in pre-season) by defeating Denver, 24-7, with a George Wilson, Jr. screen pass to Billy Joe turning into a 67-yard TD. Only 23,393 spectators were at Orange Bowl.
- Dec. 18 - QB John Stofa passes for four TDs, capped by 14-yard strike to Joe Auer with 38 seconds remaining, for 29-28 victory over Houston at Orange Bowl before 20,045 spectators.

1967

- March 14 - Miami picks Purdue QB Bob Griese in first round of common draft. Griese is the fourth player selected.
- June 1 - Joseph Robbie and W. H. Keland purchase the interest of Danny Thomas and agree to equalize present holdings in Miami Dolphins, Ltd., whenever either acquires outside holdings.
- Aug. 19 - Record crowd of 50,822 sees first interleague game, which Atlanta wins, 27-17.
- Sept. 17 - QB John Stofa breaks his right ankle shortly after scoring a TD, and rookie Bob Griese directs 35-21 victory over Denver at Orange Bowl. RB Abner Haynes gains 151 yards in season opener. Griese throws 68-yard TD pass to Joe Auer.
- Nov. 26 - Dolphins end eight-game losing streak by defeating Buffalo, 17-14, on a fourth-down, 31-yard TD pass from Bob Griese to Howard Twilley with 1:01 remaining.
- Dec. 27 - Miami trades QB John Stofa to expansion club Cincinnati for 1968 draft picks in first and second rounds

1968

- Jan. 30 - Miami picks Syracuse FB Larry Csonka in first round of draft. Csonka is the eighth player selected.
- Aug. 17 - Dolphins gain first interleague victory, 23-7 over Philadelphia at Orange Bowl.
- Aug. 31 - AFL-record crowd of 68,125 at Orange Bowl sees Coach Don Shula's Baltimore Colts win interleague game, 22-13. WR Jack Clancy (67 catches as rookie) injures left knee, putting him out for season.
- Nov. 24 - Rookie strong safety Dick Anderson returns interception 96 yards for TD in 34-10 victory over Boston at Fenway Park.
- Dec. 8 - QB Bob Griese sets then-club records with 2,473 yards, 186 completions and 21 TDs for season after directing 38-7 victory over Boston at Orange Bowl. Griese misses final game due to bruised knee.

1969

- Jan. 28 - Miami picks Georgia DE Bill Stanfill in first round of draft. Stanfill is the 11th player selected.
- March 24 - Miami obtains all-time AFL middle linebacker Nick Buoniconti from Boston in trade for QB Kim Hammond and LB John Bramlett.
- May 10 - Pro football realignment for 1970 places Dolphins in AFC East with Boston, Buffalo, New York Jets and NFL's Baltimore.
- May 16 - Joseph Robbie becomes majority owner of Dolphins when he is joined by five Miami businessmen in purchasing the interest of W. H. Keland.
- July 2 - Miami obtains G Larry Little, a native of Miami, from San Diego in trade for CB Mack Lamb.
- Sept. 14 - QB Bob Griese passes for a then-record 327 yards and rookie Mercury Morris returns kickoff 105 yards for TD, but Dolphins lose season opener, 27-21 at Cincinnati.
- Oct. 26 - Dolphins notch first victory after 0-4-1 start as LB Nick Buoniconti helps restrict rookie O.J. Simpson to 12 yards on 10 carries. Miami wins 24-6 over Buffalo at Orange Bowl.
- Nov. 9 - Only 8,374 spectators brave a downpour at Boston College and FB Larry Csonka splashes 54 yards for TD in 17-16 victory over Patriots. QB Bob Griese injures right knee, putting him out for final five games.

1970

- Jan. 27 - Miami obtains WR Paul Warfield from Cleveland in trade for 1970 first-round draft pick.
- Feb. 18 - Don Shula, 40, becomes head coach and vice president after seven years coaching

- the Baltimore Colts (71-23-4). He succeeds George Wilson, who coached the Dolphins for four years (15-39-2).
- April 11 – Dolphins join scouting combine BLESTO-V.
 - April 13 – NFL Commissioner Pete Rozelle gives the Dolphins' 1971 first- round draft pick to Baltimore as compensation for loss of Don Shula.
 - April 20 – Don Shula completes coaching staff with Mike Scarry (defensive line), Monte Clark (offensive line), Bill Arnsparger (defensive coordinator), Howard Schnellenberger (offensive coordinator), Carl Taseff (offensive backs) and holdover Tom Keane (defensive backs).
 - April 25 – Don Shula meets 47 players for indoctrination camp at University of Miami.
 - July 12 – Rookies report to new training headquarters at Biscayne College in North Miami.
 - Aug. 29 – Record crowd of 76,712 sees fourth consecutive pre-season victory, 20-13 over Baltimore.
 - Oct. 3 – Dolphins post first-ever victory over Oakland, 20-13, as WR Paul Warfield catches two TD passes.
 - Oct. 10 – Dolphins post first-ever victory over New York Jets, 20-6, and QB Joe Namath (93-161 for 1,506 yards and 12 TDs in eight previous meetings), 20-6.
 - Nov. 22 – Dolphins reverse a 35-0 loss by defeating Baltimore, 34-17 at Orange Bowl, as free safety Jake Scott returns punt 77 yards for TD.
 - Dec. 20 – Dolphins extend winning streak to six games and clinch playoff berth with 45-7 victory over Buffalo at Orange Bowl.

1971

- Sept. 1 – Miami obtains LB Bob Matheson from Cleveland in trade for 1972 second-round pick and Matheson later becomes key to the 53 Defense.
- Oct. 17 – QB Bob Griese sets NFL record with three consecutive passes for TDs in first quarter of 41-3 victory over New England at Orange Bowl.
- Nov. 7 – Dolphins post first-ever shutout, 34-0 over Buffalo at Orange Bowl, although Bills gained 364 yards.
- Nov. 14 – QB Bob Griese, despite illness, rallies Dolphins from 21-3 deficit to a 24-21 victory over Pittsburgh at Orange Bowl with record 86-yard TD pass to Paul Warfield.
- Dec. 19 – Record regular-season crowd of 74,215 paid sees Dolphins win AFC East title by defeating Green Bay, 27-6. FB Larry Csonka becomes club's first 1,000-yard rusher with 1,051 yards, and placekicker Garo Yepremian leads NFL with 117 points.
- Dec. 25 – Dolphins win longest game (82 minutes, 40 seconds) in pro football history, 27-24 at Kansas City, as Garo Yepremian kicks 37-yard field goal in second overtime of AFC semifinal playoff.

1972

- Jan. 2 – Dolphins stymie Baltimore, 21-0, for first AFC Championship before 78,629 spectators at Orange Bowl. Colts are scoreless for first time in 97 games and strong safety Dick Anderson returns interception 62 yards for clinching TD.
- Jan. 16 – Dallas rushes for 252 yards in defeating Dolphins 24-3 in Super Bowl VI before 81,035 spectators at Tulane Stadium in New Orleans.
- April 25 – Dolphins claim 16-year pro QB Earl Morrall, age 38, on waivers from Baltimore.
- Oct. 1 – Dolphins end season ticket sale at record 69,303.
- Oct. 15 – QB Earl Morrall replaces injured Bob Griese (broken right leg, dislocated ankle) at Orange Bowl and finishes 24-10 victory over San Diego for 5-0 record.
- Nov 12 – Don Shula becomes first NFL coach to win 100 regular-season games in 10 seasons as Dolphins smother New England, 52-0, with 501 total yards at Orange Bowl.
- Dec. 16 – Dolphins achieve NFL's first 14-0 regular-season record and break NFL rushing record with 2,960 yards by defeating Baltimore 16-0 at Orange Bowl.
- Dec. 31 – QB Bob Griese comes off bench in 7-7 battle in third quarter after 10-game absence and rallies Dolphins to 21-17 victory at Pittsburgh to repeat as AFC Champions.

1973

- Jan. 14 – Dolphins cap a perfect season in Super Bowl VII at Los Angeles by defeating Washington 14-7 for NFL's first unbeaten, untied record. A 28-yard TD pass from Bob

Griese to Howard Twilley and interceptions by LB Nick Buoniconti and safety Jake Scott are key plays.

- April 18 – Dolphins surpass NFL record with 74,961 season ticket sales. Kansas City held old record of 72,855 in 1972.
- Sept. 30 – RB Mercury Morris sets single-game rushing record of 197 yards on 15 carries with three TDs (24, 70, 35) in 44-23 win over New England at Orange Bowl.
- Nov. 11 – Dolphins shut out Baltimore for fourth consecutive time, 44-0, as CB Tim Foley returns two blocked punts for TDs at Orange Bowl.
- Dec. 15 – WR Paul Warfield catches four TD passes (21, 7, 16, 4) from Bob Griese in first half of 34-7 victory over Detroit at Orange Bowl. Dolphins compile best two-year record (26-2) in NFL history.
- Dec. 30 – Dolphins rush for 266 yards in defeating Oakland 27-10 for unprecedented third straight AFC Championship at Orange Bowl.

1974

- Jan. 13 – Dolphins overpower Minnesota 24-7 in Super Bowl VIII at Rice Stadium in Houston for second consecutive NFL Championship. FB Larry Csonka gains 145 yards on 33 carries as Dolphins outscore three playoff foes, 85-33.
- Jan. 20 – Garo Yepremian kicks five field goals for AFC, including 42- yarder with 21 seconds remaining, for 15-13 victory in Pro Bowl at Kansas City.
- March 31 – FB Larry Csonka, WR Paul Warfield and RB Jim Kiick sign \$3.3 million package deal in Toronto to play for John Bassett in World Football League.
- July 1 – NFL Players Association declares strike, and Dolphin Managing General Partner Joseph Robbie charges NFLPA with search and destroy mission.
- July 10 – Chicago Tribune Charities cancels July 26 College All-Star Game with Dolphins due to strike.
- July 17 – Seven veterans cross picket line: C Jim Langer, S Jake Scott, TE Jim Mandich, LB Bob Matheson, QB Earl Morrall and RBs Don Nottingham and Mercury Morris.
- Aug. 14 – Strike ends after seven weeks.
- Nov. 17 – Dolphins outlast Buffalo 35-28 at Orange Bowl on 23-yard TD by Don Nottingham with 19 seconds remaining; third time in season that Dolphins score winning points with less than 20 seconds to play.
- Dec. 2 – FB Larry Csonka gains 100 yards for 19th time with 123 yards in 24-3 victory over Cincinnati at Orange Bowl; is Miami's seventh consecutive win on Monday night TV.
- Dec. 15 – Dolphins rally from 24-point deficit to defeat New England 34-27 for 31st consecutive victory (excluding pre-season) at Orange Bowl. QB Earl Morrall passes for 288 yards as Miami closes with 11-3 record.
- Dec. 21 – Raiders spoil Dolphins' bid for third consecutive NFL Championship, 28-26, in AFC semifinal at Oakland on 8-yard TD pass from Ken Stabler to Clarence Davis with 26 seconds remaining.

1975

- Sept. 22 – Winning streak at Orange Bowl stops at 31 games after 31-21 loss to Oakland.
- Oct. 19 – Dolphins intercept Jets QB Joe Namath six times in 43-0 victory at New York.
- Oct. 22 – World Football League folds after losing \$30 million, but three ex-Dolphins remain under contract to John Bassett.
- Nov. 23 – QB Bob Griese suffers torn tendons in right foot during third quarter of 33-17 loss to Baltimore at Orange Bowl.
- Dec. 7 – Third-string QB Don Strock directs 31-21 victory over Buffalo at Orange Bowl for 12th consecutive win over Bills.
- Dec. 14 – Dolphins suffer 10-7 loss in overtime at Baltimore on 31-yard FG by Toni Linhart and miss qualifying for playoffs for first time in six years under Don Shula.

1976

- Jan. 22 – Prescription Athletic Turf (grass) approved for Orange Bowl stadium at a cost of \$244,500.
- March 30 – Seattle selects Dolphin original T Norm Evans in expansion draft; Tampa Bay selects LBs Bruce Elia and Doug Swift, who retires to enter medical school.
- Sept. 26 – Dolphins face QB Joe Namath of New York Jets for last time and post 16-0 shutout at

- Orange Bowl.
- Oct. 17 – WR Howard Twilley, last of Dolphin originals, surpasses 3,000 career yards with eight catches for 104 yards in 20-17 overtime loss to Kansas City at Orange Bowl.
- Dec. 5 – WR Freddie Solomon gains 252 yards in three-TD spectacular that includes 79-yard punt return, 53-yard pass play and 59-yard flanker reverse in 45-27 victory over Buffalo Bills at Orange Bowl.

1977

- March 14 – Dolphins agree to 10-year lease for use of Orange Bowl with three-year cancellation notice. New lease doubles rent to \$45,000 per game, but is less than City of Miami's proposed 10 percent of gross ticket sales.
- May 2 – QB Earl Morrall, age 43, who spent five seasons with the Dolphins, retires after a 21-year career. Morrall passed for 20,809 career yards and guided the Dolphins through most of undefeated 1972 season.
- Sept. 11 – QB Bob Griese, forced to wear eyeglasses because of problems with contact lenses, passes for two TDs in 27-21 pre-season victory at New York Giants.
- Nov. 24 – QB Bob Griese becomes first NFL quarterback since 1972 to throw six TD passes in a game, and Dolphins set records of 55 points and 503 yards in 55-14 rout on Thanksgiving Day at St. Louis.
- Dec. 5 – Rookie RB Leroy Harris gallops 77 yards for longest TD run in Dolphin history, capping a 17-6 victory over Baltimore at Orange Bowl.
- Dec. 15 – Maxwell Club of Philadelphia names QB Bob Griese as its Pro Player of Year.

1978

- Feb. 17 – Chuck Connor, 40, becomes Director of Player Personnel after three years of scouting for BLESTO. He succeeds Bobby Beathard, who resigned Feb. 7 to become general manager of the Washington Redskins.
- April 17 – Dolphins acquire RB Delvin Williams from San Francisco 49ers in exchange for WR Freddie Solomon, S Vern Roberson and picks in the first and fifth rounds of 1978 draft.
- Aug. 25 – QB Bob Griese suffers torn ligaments in left knee during 24-20 pre-season victory at Tampa Bay, and backup Don Strock guides Dolphins to 5-2 record before Griese returns as starter Oct. 22.
- Nov. 5 – A 17-point blitz in first quarter and five quarterback sacks enable Dolphins to upset defending Super Bowl champion Dallas Cowboys, 23-16 at Orange Bowl.
- Nov. 12 – Delvin Williams becomes first 1,000-yard rusher of 1978 with 144 yards and two TDs in 25-24 triumph at Buffalo, marking 18th straight win over Bills. Williams sets Dolphin record of 1,258 yards rushing in season.
- Dec. 10 – LB Larry Gordon intercepts three passes in 23-6 rout of Oakland Raiders at Orange Bowl to clinch wild-card berth in playoffs.
- Dec. 18 – Garo Yepremian ties NFL record with 16th consecutive field goal, capping 23-3 victory over New England and boosting Dolphins to 11-5 record.

1979

- Jan. 8 – Howard Schnellenberger, receivers and passing game coach, is named head coach at the University of Miami.
- Feb. 22 – FB Larry Csonka, 32, re-signs with Dolphins as a free agent after four-year absence in World Football League (1975) and with NFL's New York Giants (1976-78).
- Oct. 14 – Tony Nathan escapes on record 86-yard punt return for TD as Dolphins defeat Buffalo, 17-7, for 20th consecutive win in series.
- Nov. 29 – QB Bob Griese, benched in favor of Don Strock for second straight game, rallies Dolphins to 26 points in second half for 39-24 victory over New England as FB Larry Csonka scores three TDs.
- Dec. 9 – QB Bob Griese completes 17 of 22 passes for 229 yards in 28-10 win at Detroit which clinches AFC East title.
- Dec. 30 – Pittsburgh overpowers Dolphins with 20-point first quarter in 34-14 playoff victory at Pittsburgh, and Steelers eventually win Super Bowl XIV.

1980

- Sept. 5 – Don Shula signs four-year contract through 1983 season, canceling old pact which had one year remaining.
- Sept. 21 – QB Bob Griese wins his 100th game, coming off bench and passing for two TDs in fourth quarter for 20-17 victory at Atlanta.
- Nov. 9 – Rookie QB David Woodley passes for three TDs and runs for another two TDs in stunning 35-14 upset of defending National Conference champion Los Angeles Rams at Anaheim.

1981

- Feb. 5 – Six-time All-Pro guard Larry Little, 35, retires following a 14-year career which included 12 years with the Dolphins. He ended with 152 career starts.
- June 25 – QB Bob Griese, the 14th passer in football history to eclipse 25,000 yards, retires following a 14-year career with the Dolphins. He had presided over 101 of the 135 victories in the club's history (101-62-3) and was consensus All-Pro in 1971 and 1977. The six-time Pro Bowl quarterback held records of 1,926 completions in 3,429 attempts, 25,092 yards and 56.2 percent passing accuracy. He guided Miami to Super Bowl triumphs in 1972 and 1973.
- July 1 – Dolphin linebacker Rusty Chambers is killed in an automobile accident in Hammond, La.
- Sept. 10 – Rookie Tom Vigorito rambles 87 yards for record punt-return TD as Dolphins crush Pittsburgh 30-10 before 74,190 fans, the largest Orange Bowl crowd since 1975.
- Sept. 27 – Coach and son clash as Shula Bowl I has Don Shula opposed by Baltimore rookie punt returner David Shula. Dolphins outlast Colts 31-28 for fourth straight win in Baltimore.
- Oct. 4 – Wide receiver Nat Moore sets Dolphin record (since broken) with 210 receiving yards (on seven catches) as Miami and New York Jets play to 28-28 tie.
- Nov. 1 – Shula Bowl II, as the Dolphins defeat the Colts and David Shula 27-0 in Miami.
- Nov. 8 – Don Shula captures 200th NFL coaching victory when linebacker Bob Brudzinski intercepts pass in overtime to set up Uwe von Schamann for 30-yard field goal in 30-27 triumph at New England.

1982

- Jan. 2 – Dolphins overcome 24-0 deficit but succumb in overtime, 41-38, to San Diego in highest-scoring playoff game in history. Rolf Benirschke ends four-hour struggle with 29-yard field goal. It is the first game in NFL history where two quarterbacks, Miami reliever Don Strock and San Diego star Dan Fouts, both passed for more than 400 yards. Orange Bowl crowd of 73,735 comprised fourth sell-out of season.
- Sept. 21 – NFLPA calls players strike with games not resuming until November 21.
- Dec. 12 – In one of the most bizarre incidents in Miami Dolphin history, a work release parolee (Mark Henderson) cleared a space on the snow-frozen turf at New England's Sullivan Stadium that enabled the Patriots to kick a late fourth-quarter field goal and win the game 3-0 before 25,716 fans.
- Dec. 27 – The incredible record of not having won in 16 years in the Orange Bowl continued as the Dolphins scored 20 unanswered points in the second half to defeat the Buffalo Bills 27-10.

1983

- Jan. 8 – For the first time in nine years, the Dolphins win a playoff game, defeating the New England Patriots 28-13 before 68,842 fans.
- Jan. 16 – The Dolphins choke off the San Diego Chargers famed offense and defeat them 34-13 before 71,383 fans. The Chargers were held to only 247 yards in total offense, 203 yards below their league-leading average.
- Jan. 23 – A.J. Duhe sets an AFC playoff record with three interceptions, including one for a 35-yard touchdown romp, as the Dolphins defeat the New York Jets for the third time in one season to win the AFC crown, 14-0.
- Jan. 30 – In Pasadena, California, the Dolphins appear in their fourth Super Bowl, and in spite of leading with only 10 minutes to play, they lose 27-17 to Washington before a sell out crowd of 103,667 and a TV audience estimated at 115 million. Fulton Walker sets

a Super Bowl record with a 98-yard kickoff return for a touchdown as he returns four kickoffs for a total of 190 yards.

- April 26 – The Dolphins select quarterback Dan Marino in the first-round of the 1983 draft (27th player overall).
- June 25 – Starting linebacker Larry Gordon dies of a rare heart disease while jogging in Arizona at the age of 28. Gordon had been the Dolphins' first-round draft choice in 1976 out of Arizona State.
- Oct. 9 – Quarterback Dan Marino and wide receiver Mark Duper make their first-ever starts for the Miami Dolphins, with Marino passing for 322 yards and Duper netting seven catches for 202 yards. The offensive explosion produces 971 total yards between the Dolphins and Bills, with Buffalo winning the Orange Bowl encounter, 38-35 in overtime.
- Nov. 28 – Dolphin Owner Joseph Robbie announces the signing of Head Coach Don Shula to a multi-year contract.
- Dec. 2 – Bill Arnsparger, the Dolphins' Assistant Head Coach and mastermind of the team's defense, resigns to become the head coach at Louisiana State University. His resignation is effective at the end of the season.
- Dec. 16 – With starting QB Dan Marino sidelined for the second consecutive game, relief pitcher Don Strock again steps in to help lead Miami to a 34-14 Orange Bowl win over the Jets. Safety Mike Kozlowski breaks open a close game when he returns two interceptions for touchdowns in a 61-second span in the fourth quarter. WR Mark Duper catches four passes for 71 yards to become the first Dolphin receiver to go over the 1,000-yard mark in a single season.
- Dec. 27 – The Dolphins name 54-year-old Chuck Studley as their Defense Coach to replace Bill Arnsparger. Studley had spent the 1983 season as defensive coordinator and then interim head coach of the Houston Oilers.

1984

- March 5 – Miami Dolphin Owner Joseph Robbie announces plans to build a new multi-purpose stadium in north Dade County. Mr. Robbie also announces acquisition of the land and discusses possible stadium funding.
- June 24 – Running back David Overstreet is killed in an automobile accident in Winona, Texas.
- Oct. 7 – The Dolphins beat Pittsburgh 31-7 to move Head Coach Don Shula into third place on the NFL's list for all-time winningest coaches.
- Oct. 21 – Wide receiver Nat Moore catches a 19-yard TD pass from QB Dan Marino for the 58th touchdown of his Dolphin career. That surpasses Larry Csonka's all-time club record of 57.
- Nov. 11 – The Dolphins remain the NFL's only unbeaten team as they improve their record to 11-0 (16 straight regular-season wins) with a 24-23 victory over Philadelphia. DE Doug Betters' block of an Eagle PAT with 1:52 remaining in the game seals the win.
- Dec. 2 – The Dolphins lose a 45-34 decision to the Raiders, but QB Dan Marino breaks the all-time NFL record for TD passes in a season with his 37th. He also shatters Dolphin single-game records for most yards passing (470), most completions (35) and most attempts (57).
- Dec. 17 – Miami ends the regular season with the best record in the AFC (14-2) following a 28-21 victory over Dallas. WR Mark Clayton catches three touchdown passes to give him 18 for the season as he eclipses the all-time NFL mark in that category. Dan Marino becomes the first-ever NFL quarterback to pass for over 5,000 yards in a season as he ends up with 5,084. Both Clayton (73-1,389) and WR Mark Duper (71-1,306) surpass prior Dolphin records for receptions and reception yardage in one season.
- Dec. 20 – QB Dan Marino is named as the NFL's Most Valuable Player by the Associated Press.

1985

- Jan. 6 – The Dolphins defeat the Steelers 45-28 in the AFC Championship game in Miami to earn a berth in Super Bowl XIX.
- Jan. 8 – Joseph Robbie gives the go-ahead to prepare final plans and specifications to construct the new 75,000-seat Dolphin Stadium.
- Jan. 20 – The Dolphins drop a 38-16 decision to the San Francisco 49ers in Super Bowl XIX before 84,059 fans at Stanford Stadium in Palo Alto, California.
- Feb. 15 – Miami names 42-year-old Mel Phillips as its new defensive backfield coach. Phillips comes to the Dolphins after five seasons in the same capacity for the Detroit Lions.
- March 14 – Following a presentation led by Joseph Robbie to NFL owners at the league meetings

- in Phoenix, Miami is selected as the site for Super Bowl XXIII (1989).
- Sept. 29 – In a game billed nationally as "Marino-Elway I," Miami's Dan Marino wins this one over Denver, 30-26, completing 25 of 43 passes for three TDs and a season-best 390 yards. Veteran WR Nat Moore also produces his top performance of 1985 with the 12th 100-plus yard game of his career. WR Vince Heflin's first-ever NFL TD, a 46-yard catch, proves to be the game-winner.
 - Oct. 9 – The Dolphins acquire All-Pro linebacker Hugh Green from Tampa Bay in exchange for a first- and second-round draft pick in 1986.
 - Nov. 10 – Wide receiver Mark Duper, in his first game back after being sidelined for seven weeks with a broken leg, establishes a new Dolphin record by gaining 217 reception yards. In addition, his 50-yard scoring catch from Dan Marino with less than a minute remaining gives the Dolphins a 21-17 win over the Jets and the start of an eight-game winning streak.
 - Dec. 1 – Owner Joseph Robbie officially breaks ground on the new 75,000-seat Dolphin Stadium.
 - Dec. 2 – Led by a swarming defense that produces six sacks and three interceptions, the Dolphins administer the only defeat to be suffered by the eventual Super Bowl champion Chicago Bears, 38-24. A season-high Orange Bowl crowd of 75,594 witness the Monday night affair.
 - Dec. 31 – Owner Joseph Robbie obtains the construction loan and is granted permanent financing for the new Dolphin Stadium.

1986

- Jan. 4 – The Dolphins rally from a 21-3 deficit to defeat the Cleveland Browns 24-21 in an AFC divisional playoff game. Miami is led offensively by Tony Nathan's 10 receptions for 101 yards and rookie Ron Davenport's two touchdowns.
- Jan. 12 – Despite 20 tackles by LB Bob Brudzinski, the Dolphins commit six turnovers and lose 31-14 to the New England Patriots in the AFC Championship game before 74,978 fans in the Orange Bowl. It marks Miami's first loss in an AFC title game in six tries.
- Jan. 21 – Dolphin C Dwight Stephenson is named the recipient of the NFL's Man of the Year award at a press conference in New Orleans. The award is in recognition of Stephenson's outstanding performance on the playing field and in the community.
- Jan. 22 – The Dolphins announce the retirement of Defensive Line Coach Mike Scarry, a member of Don Shula's staff since 1970. Dan Sekanovich, formerly of the Jets and Falcons, is named to replace him.
- Feb. 19 – Miami appoints Receivers and Quarterbacks Coach David Shula to the position of Assistant Head Coach. In addition, the club names Mike Westhoff as the Special Teams/Tight Ends Coach.
- June 3 – Owner Joseph Robbie plants a ceremonial 30-foot Royal Palm tree to begin a million dollar beautification project near Dolphin Stadium.
- Sept. 6 – Dan Marino signs a multi-year contract to remain as QB of the Dolphins. Two days before, Marino's wife, Claire, had given birth to the couple's first child – Daniel Charles.
- Sept. 21 – Miami suffers a heart-breaking 51-45 overtime loss to the N.Y. Jets in the Meadowlands as Dan Marino reaches 1,500 career attempts to qualify as the NFL's top-ranked passer of all-time. Marino finishes the afternoon 30 of 50 for 448 yards and six TDs. The six TDs are a personal high for Marino and tie the team record held by Bob Griese. Mark Duper (154) and Mark Clayton (174) each have over 100 yards receiving in the game. Standout LB Hugh Green suffers a knee injury which sidelines him for the season.
- Oct. 12 – In what was billed as "Marino-Kelly I," the Dolphins and Dan Marino (24 of 41 for 337 yards) defeat the Buffalo Bills and Jim Kelly (20 of 28 for 218 yards, two INTs) 27-14 at the Orange Bowl.
- Nov. 24 – The N.Y. Jets enter the Orange Bowl with a nine-game winning streak and the league's best record at 10-1. They leave with a 45-3 loss as Lorenzo Hampton rushes for 148 yards and two TDs on 19 carries (7.8 average) including a 54-yard TD run. Hampton's 100 yards snap a streak of 36 regular-season games (41 overall) for Miami without a 100-yard rusher. Marino completes a personal-high 80.6 percent of his passes (29 of 36) for 288 yards and four TDs.
- Nov. 25 – Less than 24 hours after the memorable 45-3 win over the Jets, General Manager Mike Robbie announces at a press conference that Don Shula has signed a multi-year contract to remain as head coach.
- Dec. 14 – Dan Marino sets an NFL career record with the seventh 400-yard game of his career as he passes for 403 yards in a thrilling 37-31 overtime win in Anaheim, Calif., over the playoff-bound L.A. Rams. Marino completes 29 of 46 with five TDs, including a 20-

yarder to Mark Duper in OT to win the game. Marino is named AFC Offensive Player of the Week for his efforts.

- Dec. 22 – The Dolphins play their final game in the Orange Bowl – a 34-27 loss to the New England Patriots. New England captures the AFC East title with the win. The Dolphins finish 21 years in the Orange Bowl with an impressive 110-38-3 (.738) regular-season record. Marino sets NFL single-season records for completions (378) and attempts (623).

1987

- Jan. 8 – Four former Dolphins – Bob Griese, Larry Csonka, Jim Langer and Larry Little – are among a group of 14 finalists under consideration for the 1987 class of enshrinees for the Pro Football Hall of Fame, it is announced by the Hall of Fame in Canton, Ohio.
- Jan. 10 – John Offerdahl is named Old Spice NFL Rookie of the Year
- Jan. 20 – Tom Olivadotti, an assistant for the Cleveland Browns, is named Defensive Coach for Miami. He is put in charge of the overall defense with the prime responsibility of pass defense. Chuck Studley is re-assigned as Linebacker Coach, with prime responsibility of run defense. Linebacker Coach Bob Matheson resigns.
- Jan. 27 – Former Dolphin greets Larry Csonka and Jim Langer are among a group of seven named to the Pro Football Hall of Fame. They join Paul Warfield as the only members of the franchise to earn the honor, with induction scheduled for August 8.
- Aug. 16 – The Dolphins play host to the Chicago Bears in the first game ever played in Joe Robbie Stadium. The date marks the 22nd anniversary of the Dolphin franchise. The Bears put a damper on the festive evening with a 10-3 preseason victory before 63,451. QB Dan Marino (dislocated ring finger on right hand) and LB John Offerdahl (torn right bicep) suffer injuries. Marino is out for three weeks; Offerdahl will miss the first six regular-season games.
- Sept. 22 – NFL Players Association goes on strike; the Dolphins' home contest with New York Giants (first regular-season game in Joe Robbie Stadium) on September 27 is cancelled because of strike.
- Oct. 4 – The Dolphins' "replacement" team takes the field for the first time, traveling to Seattle to meet the Seahawks. The Dolphins lose, 24-20.
- Oct. 11 – Miami's replacement team records a 42-0 shutout victory over the Kansas City Chiefs in the first regular-season game played in Joe Robbie Stadium. Safety Liffort Hobley (two interceptions, 55-yard fumble recovery for a TD, four tackles, two passes defended) is named AFC defensive player of the week for his efforts. Don Shula and Joe Robbie are given game balls by the replacement team following the contest in honor of Miami's first win in the new stadium. The next week (October 18), the replacement team loses its last game, 37-31 in overtime, to the N.Y. Jets at the Meadowlands.
- Oct. 25 – After four missed weeks of action (one game cancellation, three replacement games), the regular Dolphin players return to action. Miami loses 34-31 in overtime at home to the Buffalo Bills. The 21-point comeback by Buffalo is the best ever by an opponent against a Dolphins team.
- Nov. 1 – Don Shula wins his 250th regular-season game as the Dolphins defeat Pittsburgh 35-24 at Joe Robbie Stadium.
- Nov. 29 – The Dolphins suffer their first shutout loss (27-0 at Buffalo) since December 12, 1982 – the famous snowplow game at New England (3-0). The game also sees the end of Dan Marino's streak of 30 straight games with at least one touchdown pass. His string is second all-time to Johnny Unitas' 47.
- Dec. 20 – Miami picks up its final win of 1987 with a 23-21 victory over Washington at Joe Robbie Stadium. The Dolphins lose the following week (December 28) in the '87 finale to New England, 24-10, at home. The Redskins, meanwhile, go on to win Super Bowl XXII, 42-10 over Denver.
- Dec. 30 – RB Troy Stradford is named NFL Offensive Rookie of the Year by the Associated Press.

1988

- Jan. 14 – It is announced that former Dolphins QB Bob Griese is among a group of 15 finalists under consideration for the 1988 class of enshrinees in the Pro Football Hall of Fame in Canton, Ohio.
- Feb. 29 – Former Dolphin Larry Seiple is named receivers coach. Seiple, who had been out of pro coaching for a year, had been receivers coach at Detroit (1980-84) and Tampa Bay (1985-86).

- July 11 – Training camp opens for the Dolphins at St. Thomas University as Head Coach Don Shula welcomes 109 players – the largest group of players in Shula's tenure as Dolphin head coach.
- July 31 – The Dolphins make their first ever trip abroad and take on the San Francisco 49ers at Wembley Stadium in London for the third-annual American Bowl. Miami comes from behind to defeat the 49ers, 27-21, before 70,535 British fans to open the pre-season.
- Sept. 18 – Miami registers its first win of the season in a 24-17 triumph over the Green Bay Packers. It marks Miami's 18th win in 23 home openers, including 13 straight years, and a 17-2 record under Don Shula. Dan Marino goes over the 20,000-yard mark in career passing yardage and becomes only the 45th quarterback in NFL history to do so.
- Oct. 9 – The Dolphins reverse history by defeating the Raiders, 24-17, at the Los Angeles Memorial Coliseum. It marks Miami's first win ever against the Raiders in their home stadium and the Dolphins' first victory over the Raiders in 10 years. The game is played in 96 degree heat - the warmest game in Dolphins' history.
- Oct. 16 – Miami wins its third consecutive game of the season as the Dolphins defeat the San Diego Chargers, 31-28. Quarterback Dan Marino throws for 329 yards and moves into sole possession of second-place on the NFL's career 300-yard passing games list with his 27th such game (behind only Dan Fouts with 51).
- Oct. 23 – Dan Marino records the second-best single-game passing yardage total in NFL history – 521 yards (Norm Van Brocklin holds the single-game record of 554 yards) and completes 35 of a team record 60 attempts, all to no avail as the N.Y Jets defeat the Dolphins, 44-30, at Joe Robbie Stadium.
- Oct. 30 – Shula Bowl III – Head Coach Don Shula and his assistant head coach and son, David Shula, are on the opposite side of the field of Mike Shula, a coaches' assistant for Tampa Bay, as the Dolphins defeat the Bucs, 17-14, in Tampa Stadium.
- Dec. 12 – Dan Marino becomes the first quarterback in NFL history to pass for over 4,000 yards four times in a career in the Dolphins' 37-31 win over Cleveland. He also throws for his 193rd career touchdown, setting a new Dolphin record and surpassing the total of former quarterback Bob Griese, who had previously held the mark. Marino tops the record that took Griese 14 seasons to accomplish in only six-plus seasons. Also, receiver Mark Clayton surpasses Nat Moore in the record books as he catches a pass in his 37th consecutive game.

1989

- Jan. 22 – Joe Robbie Stadium hosts Super Bowl XXIII only two-and-a-half years after its initial opening. San Francisco comes back in the final minutes of the game to defeat the Cincinnati Bengals, 20-16. The game marks the first time since Super Bowl XIII (January 21, 1979) that the NFL's championship game is played in Miami.
- Jan. 23 – Dolphin Linebackers Coach Chuck Studley resigns after five seasons with Miami.
- Jan. 25 – Former Miami Hurricanes defensive coordinator Dave Wannstedt joins the Dolphins coaching staff as linebackers coach.
- Feb. 27 – David Shula, the Dolphins' assistant head coach and passing game coordinator, and Dave Wannstedt, the team's linebackers coach, resign their position to accept new posts with the Dallas Cowboys.
- March 1 – George Hill is named the new linebackers coach for the Dolphins, while John Sandusky, the Dolphins' offensive line coach, is promoted to assistant head coach.
- March 6 – Gary Stevens, formerly of the University of Miami, is named quarterbacks/pass offense coach for the Dolphins.
- May 15 – Chuck Connor, the Dolphins director of player personnel for 11 seasons, announces his resignation to join the Atlanta Falcons as director of pro scouting.
- June 12 – Tom Heckert, formerly a college scout with the Tampa Bay Buccaneers and Cleveland Browns, is named Miami's Director of College Scouting.
- Sept. 10 – Jim Kelly scores on a two-yard run on the game's last play to give the Buffalo Bills a 27-24 win over the Dolphins. The loss dropped Miami's record in season openers to 10-13-1 and in home openers to 18-5-1 and it also snapped a 13-game winning streak in home openers, which had been the NFL's longest active home opener winning streak.
- Sept. 17 – In Miami's 24-10 win at New England, Dan Marino throws his 200th career touchdown pass, becoming the 13th player in NFL history to throw for 200 TDs. It was just his 89th career game, and he reaches the 200 touchdown pass mark faster than any quarterback in NFL history.
- Oct. 8 – In Miami's 13-10 overtime win vs. Cleveland, Dan Marino goes over 25,000 yards passing in his career, becoming the 25th player in NFL history to reach the 25,000 yards passing milestone. Marino also breaks Bob Griese's Dolphin team record of 25,092 career passing yards.

- Nov. 5 – Sammie Smith rushes for 123 yards in Miami's 19-13 win over the Indianapolis Colts, the third best single game rushing total ever by a Dolphin rookie. It also breaks a 27-game streak in which the Dolphins did not have a running back gain 100 or more yards.
- Nov. 12 – Pete Stoyanovich kicks a team-record 59-yard field goal in a 31-23 victory over the New York Jets, a kick that also tied the third longest field goal in NFL history.
- Nov. 19 – Miami defeats Dallas 17-14 in Shula Bowl IV, as Don Shula extends his record to 4-0 in Shula vs. Shula contests. This time Shula was opposed by son Dave, the Assistant Head Coach of the Cowboys. The win also was the Dolphins' sixth win in their last seven games and moved them into a first-place tie with the Buffalo Bills atop the AFC East.
- Dec. 3 – Dan Marino goes over 3,000 yards passing for the year in Miami's 26-21 loss at Kansas City. It was his sixth season passing for 3,000 yards and he ties Dan Fouts' NFL record of six 3,000 yard seasons.
- Dec. 24 – The Dolphins are eliminated from playoff contention with a 27-24 loss to the Kansas City Chiefs in the season finale at Joe Robbie Stadium. The game is played in 40-degree weather, the coldest home game in the history of the Dolphins.

1990

- Jan. 7 – Joseph Robbie, founder and owner of the Dolphins and the driving force behind the construction of Joe Robbie Stadium, dies of respiratory failure at age 73.
- Jan. 12 – The Miami Dolphins and Robbie Stadium Corporation undergo an organization realignment to ensure continued administration of both entities by the Robbie family. Tim Robbie becomes President of the Dolphins, Dan and Janet Robbie are named Executive Vice Presidents of the team, while Eddie Jones is named Executive Vice President and General Manager of the club. In addition, J. Michael Robbie is named Executive Vice President of Robbie Stadium Corporation.
- Jan. 19 – Dolphin President Tim Robbie announces that the Dolphins have signed Don Shula to a three-year contract to remain as head coach.
- Jan. 27 – Former Dolphin great Bob Griese is among a group of seven named to the Pro Football Hall of Fame. The Dolphin quarterback becomes the fourth player in Miami history to earn the honor with induction scheduled for August 4.
- Feb. 7 – Monte Clark, former San Francisco and Detroit Head Coach and Dolphin Assistant Coach, is named Miami's Director of Pro Personnel, while Charley Winner is given expanded duties and is named the club's Director of Player Personnel.
- March 7 – H. Wayne Huizenga, Chairman of the Board and Chief Executive Officer of Blockbuster Video, purchases fifty percent of the Robbie Stadium Corporation (the parent company of Joe Robbie Stadium) as well as a fifteen percent limited partnership in the Miami Dolphins.
- Sept. 9 – Sammie Smith rushes for an opening-day record 159 yards and a touchdown as the Dolphins break a five-year losing streak in season openers with a 27-24 win at the New England Patriots.
- Sept. 16 – Team founder Joe Robbie is the first enshrinee on the "Dolphin Honor Roll" at Joe Robbie Stadium. In addition, the Dolphins end a six-game losing streak to the Buffalo Bills and move into undisputed first place in the AFC East for the first time since Week 15 of the 1985 season with a 30-7 triumph. It is also Don Shula's 200th career regular season win as head coach of the Dolphins.
- Oct. 18 – In Miami's 17-10 win over the New England Patriots, Don Shula coaches in his 400th career regular season game as a head coach in the NFL.
- Nov. 19 – During halftime of Miami's 13-10 loss to the Los Angeles Raiders, the team's four Hall of Fame enshrinees, Larry Csonka, Bob Griese, Jim Langer and Paul Warfield, are inducted into the "Dolphin Honor Roll."
- Nov. 25 – Miami improves its record to 9-2 and clinches the team's first winning season since 1987 with a 30-13 win over the Cleveland Browns. Also, Dan Marino goes over 30,000 yards passing in his career, becoming the 11th player in NFL history to reach the 30,000-yard mark. It is just his 114th career game, and he reaches the 30,000-yard plateau faster than any quarterback in NFL history.
- Dec. 9 – The Dolphins earn a 23-20 overtime win over the Philadelphia Eagles and clinch the team's first playoff berth since 1985.
- Dec. 16 – In Miami's 24-17 win over the Seattle Seahawks, Dan Marino goes over 3,000 yards passing for the year. It is his seventh season passing for 3,000 yards and he ties Joe Montana's NFL record of seven 3,000-yard seasons.
- Dec. 19 – Richmond Webb becomes the first rookie offensive tackle – and second rookie offensive lineman overall – to be selected to the NFL's annual Pro Bowl contest.
- Dec. 23 – Dan Marino throws his 20th touchdown pass of the season in Miami's 24-14 loss at

the Buffalo Bills. It is his eighth season with 20 or more touchdown passes and he ties Johnny Unitas' NFL record of eight 20-plus touchdown seasons.

1991

- Jan. 5 – The Dolphins return to the playoffs after a four-year absence with a 17-16 win over the Kansas City Chiefs in Joe Robbie Stadium. In the contest, Pete Stoyanovich sets an NFL playoff record with a 58-yard field goal.
- Jan. 12 – Miami drops a 44-34 playoff decision at the Buffalo Bills. The teams combine for 78 points – the highest scoring non-overtime playoff game in history. The only higher scoring playoff was Miami's 41-38 overtime loss to the San Diego Chargers on Jan. 2, 1982.
- Jan. 24 – Monte Clark, the Dolphins director of pro personnel, announces his resignation.
- Jan. 27 – Larry Csonka is named to the NFL's all-time Super Bowl Silver Anniversary team.
- Feb. 2 – Richmond Webb is named NFL Rookie of the Year by The Sporting News.
- March 8 – Mike Shula joins Dolphins as a Coaches' Assistant.
- March 26 – The Robbie Family and Wayne Huizenga purchase 107 acres of land adjacent to Joe Robbie Stadium for additional parking and future development.
- May 23 – At the NFL owners meetings in Minneapolis, Joe Robbie Stadium is selected as the site for Super Bowl XXIX (1995).
- Aug. 3 – The Dolphins make the longest road trip in team history as they travel 14,912 round-trip miles to Tokyo to battle the Los Angeles Raiders at the Tokyo Dome in American Bowl '91. Miami comes from behind to defeat the Raiders, 19-17, before 51,122 Japanese fans.
- Aug. 20 – Dan Marino signs a five-year contract extension to remain as quarterback of the Miami Dolphins.
- Sept. 22 – Don Shula captures the 300th win of his coaching career with Miami's 16-13 win over the Green Bay Packers. With career coaching win number 300, Shula joins the immortal George Halas (324 wins) as the only NFL coaches to win 300 or more games.
- Nov. 10 – In Miami's 30-20 win over New England, both Mark Duper and Mark Clayton surpass Nat Moore's team record of 7,547 career receiving yards. Duper is the first to move past Moore with a 17-yard reception in the first quarter, while Clayton passes Moore with a 32-yard touchdown catch in the fourth quarter.
- Nov. 18 – During halftime of Miami's 41-27 loss to the Buffalo Bills, former Dolphin great middle linebacker Nick Buoniconti is inducted into the Dolphin Honor Roll.
- Nov. 24 – The Dolphins record a 16-13 overtime win at Chicago in 27-degree snowy weather, only the second win ever for the Dolphins in their nine games in which the temperature has been 27 degrees or colder.
- Dec. 1 – Dan Marino sets an NFL record as he goes over 3,000 yards passing in a season for the eighth time in his career in Miami's 33-14 win over Tampa Bay. Marino entered the 1991 campaign with seven such seasons and was tied with Joe Montana for the record.
- Dec. 9 – Miami defeats Cincinnati 37-13 in Shula Bowl V as Don Shula extends his record to 5-0 in Shula vs. Shula contests. This time, Shula teamed with son Mike, a Dolphins coaches assistant, and was opposed by son David, the receivers coach for the Bengals. In the contest, Dan Marino set an NFL record by throwing his 20th touchdown pass of the season. It is his ninth season with 20 or more touchdown passes. He entered 1991 with eight such seasons and was tied with Johnny Unitas for the record. Also, Mark Clayton breaks Nat Moore's team record for career TDs (75) and career receiving scores (74) with a 16-yard TD reception in the fourth quarter to give Clayton his 76th career score (75 catch, one punt return) and 75th receiving TD.
- Dec. 15 – Pete Stoyanovich breaks Garo Yepremian's single-season team record of 28 field goals in Miami's 38-30 loss to the San Diego Chargers. Stoyanovich boots his 29th of the year with a 24-yarder in the first quarter. He would go on to hit on 31 field goals during the 1991 season which tied for the league high with Washington's Chip Lohmiller.
- Dec. 22 – The Dolphins drop a 23-20 overtime decision to the New York Jets in a winner-take-all battle for the AFC's final wild card spot. Miami takes a 20-17 lead with just 44 seconds left in regulation on a one-yard scoring toss from Dan Marino to Ferrell Edmunds. However, the Jets move the ball and tie the game at 20-20 on a 44-yard field goal by Raul Allegre with no time left on the clock. New York wins the game in overtime on a 30-yard field goal by Allegre.

1992

- Feb. 1 – Former Dolphin All-Pro center Dwight Stephenson rejoins Miami as assistant offensive line coach.
- Feb. 3 – Hall of Fame defensive tackle Joe Greene is named as the Dolphins' defensive line

- coach. Greene replaced Dan Sekanovich, who announced his resignation.
- May 20 – Dolphins sign a long-term agreement to build a new training facility at Nova University in Davie, to be ready by the start of the 1993 training camp.
 - June 1 – Charley Winner announces his retirement as Miami's Director of Player Personnel. Winner, who had served 37 years in the NFL as a coach and administrator, originally joined the Dolphins in 1981.
 - June 4 – Tom Heckert is named as the Dolphins' Director of Player Personnel. Heckert had worked the previous three years as Miami's Director of College Scouting.
 - June 12 – Tom Braatz, a 27-year NFL executive with the Atlanta Falcons and Green Bay Packers, is named as Miami's Director of College Scouting.
 - July 17 – Don Shula signs a two-year contract extension to continue as the Dolphins' Head Coach through the 1994 season. The extension takes effect at the conclusion of Shula's current contract which expires following the 1992 season.
 - Aug. 16 – The Dolphins travel 9,908 round-trip miles and earn a 31-27 preseason win over the Denver Broncos before a crowd of 60,813 fans at Berlin's Olympic Stadium. The game marks the third time overall and second consecutive season that the Dolphins have travelled abroad to play a preseason contest and the win improves Miami's record to 3-0 in games played on foreign soil. The Dolphins join the L.A. Rams as only teams which have recorded wins in contests played in each of the three American Bowl sites (London, Tokyo and Berlin).
 - Aug. 31 – Miami's season opening contest, scheduled for September 6 at Joe Robbie Stadium against the New England Patriots, is rescheduled for October 18, the National Football League announces. The date change is made in the aftermath of Hurricane Andrew, which struck the South Florida area on August 25. Both teams originally were off that weekend, based on the NFL's 16-games-over-17-weeks schedule which allows each team one bye during the season. The Patriots and Dolphins will have their Open Week on September 6, which marks the beginning of the 1992 regular season.
 - Sept. 29 – The Dolphins dip into the free agent market and sign perennial all-pro tight end Keith Jackson.
 - Oct. 4 – The Dolphins improve to 4-0 and take over sole possession of first place in the AFC East for the first time in 34 weeks with a 37-10 win over the Buffalo Bills at Rich Stadium. The win snaps Miami's six-game losing streak to the Bills at Rich Stadium. The Dolphins' last triumph in Buffalo was a 34-24 win on November 16, 1986. With the win, Miami moves ahead of the second-place Bills (4-1) in the AFC East for the first time since the second week of the 1990 season. Individually, safety Louis Oliver records three interceptions and returns one of his INTs for a 103-yard touchdown. Oliver's return ties for the NFL's all-time longest interception return with a 103-yard return by San Diego's Vencie Glenn against Denver on November 29, 1987.
 - Oct. 18 – Dan Marino throws four touchdown passes as Miami earns a 38-17 win over the Patriots at Joe Robbie Stadium in a game that is rescheduled from September 6 due to the effects of Hurricane Andrew. Marino throws four-or-more touchdowns in a game for the 17th time in his career and ties the all-time NFL record for most career games with four or more touchdown passes with Johnny Unitas.
 - Nov. 8 – The Dolphins record a 28-0 win at the Indianapolis Colts. Miami's shutout is the first by the team since October 11, 1987, when the Dolphins posted a 42-0 win over the Kansas City Chiefs in a replacement contest at Joe Robbie Stadium. In addition, it is the first Dolphin shutout in a non-replacement game since December 22, 1985, in a 28-0 win over the Buffalo Bills in the Orange Bowl and the first road shutout since September 4, 1983, in a 12-0 win at the Buffalo Bills in Rich Stadium.
 - Nov. 16 – During halftime ceremonies of Miami's 26-20 loss to the Buffalo Bills, the 1972 Miami Dolphins team, holders of the only perfect season in NFL history and winners of Super Bowl VII, are honored and inducted into the Dolphin Honor Roll.
 - Dec. 14 – Miami reverses history by earning a 20-7 win over the Los Angeles Raiders on Monday Night Football at Joe Robbie Stadium. The contest marks the Dolphins' first win over the Raiders in a game played in Miami since a 23-6 triumph on December 10, 1978, in the Orange Bowl.
 - Dec. 20 – The Dolphins clinch the team's second trip to the playoffs in the last three seasons with a 19-17 come-from-behind win over the New York Jets at Joe Robbie Stadium. In the contest, Dolphins quarterback Dan Marino throws the 290th touchdown pass of his NFL career and ties Johnny Unitas for second place on the NFL's all-time touchdown pass list.
 - Dec. 23 – Dan Marino is named to his team-record seventh Pro Bowl team. He breaks the former team record of six Pro Bowl appearances which he shared with Bob Griese, Bob Kuechenberg and Jim Langer. In addition, Marino is named as a starter in the NFL's annual all-star game for the fifth time in his career and he ties the team record held by Jim Langer.

- Dec. 27 – The Dolphins clinch the AFC East title with a 16-13 overtime win over the New England Patriots at Foxboro Stadium. Miami closes the regular season with an 11-5 record and coupled with Buffalo's 27-3 loss at Houston later in the day, the Dolphins win the team's first division championship since 1985. In addition, the win marks the 300th regular season victory of Dolphins' Head Coach Don Shula's coaching career.

1993

- Jan. 10 – The Dolphins earn a 31-0 win over the San Diego Chargers in the AFC Divisional Playoffs before a crowd of 71,224 at Joe Robbie Stadium. Miami's 31-point margin of victory is the largest by the team in a playoff game. The previous largest margin of victory in the post-season by the Dolphins was three 21-point wins as Miami had a 21-0 win over the Baltimore Colts on Jan. 2, 1972; a 34-13 win over the San Diego Chargers on Jan. 16, 1983; and a 31-10 win over the Seattle Seahawks on Dec. 29, 1984.
- Jan. 17 – The 1992 season comes to a close. Miami suffers five turnovers (two interceptions and three fumbles) as the team drops a 29-10 decision to the Buffalo Bills in the AFC Championship contest before a crowd of 72,703 at Joe Robbie Stadium. The attendance of 72,703 marks the largest crowd to witness a Dolphin game at JRS. The previous high was 71,224 which was set the previous week on January 10 to witness the Dolphins' 31-0 win over San Diego in an AFC Divisional Playoff game.
- Jan. 26 – Kim Helton is named the team's offensive line coach. John Sandusky, who served as assistant head coach/offensive line, remains with the team as assistant head coach and assumes the responsibility of coaching the tight ends. In addition, assistant offensive line coach Dwight Stephenson resigns to pursue his interests in the construction and real estate business.
- Jan. 30 – Former Dolphins great Larry Little is among a group of five named to the Pro Football Hall of Fame. The former Dolphin guard becomes the fifth player in Miami history to earn the honor, joining RB Larry Csonka, QB Bob Griese, C Jim Langer and WR Paul Warfield.
- Feb. 7 – The Dolphin coaching staff leads the AFC to a 23-20 overtime win over the NFC in the Pro Bowl contest played in Honolulu, Hawaii.
- Feb. 11 – Mike Shula resigns as a coaches assistant and is named as tight end coach of the Chicago Bears.
- Feb. 22 – Tony Nathan, who spent the past five years as a coaches' assistant on the Miami Dolphins coaching staff, is promoted to offensive backs coach. In addition, Carl Taseff, who served as the team's offensive backs coach since joining the Dolphins in 1970, will become more active in other areas of the football operation, including personnel scouting and evaluation, and will maintain a continued involvement in various coaching responsibilities.
- May 21 – Kim Helton resigns as offensive line coach to become head coach at the University of Houston. John Sandusky, who served as offensive line coach from 1976-92, resumes his offensive line coaching responsibilities.
- June 1 – Rich McGeorge is named as assistant offensive line/tight ends coach of the Dolphins.
- June 4 – Dolphins hold last practice session at St. Thomas University, which had served as host to team's training facility since July 12, 1970.
- July 11 – Ribbon cutting ceremonies officially open the Dolphins' new training facility on campus of Nova University in Davie, Fla.
- Sept. 12 – Dan Marino surpasses the 40,000-yard passing mark during Miami's 24-14 loss to the N.Y. Jets. He joins Fran Tarkenton (47,003), Dan Fouts (43,040) and Johnny Unitas (40,239) as the only quarterbacks to gain 40,000 passing yards. Marino attains the 40,000-yard mark in only 153 regular-season games and accomplishes the feat faster than any QB in league history. The previous record for fastest ascent to 40,000 yards was 168 games by Dan Fouts.
- Oct. 10 – Scott Mitchell comes off the bench and replaces an injured Dan Marino (torn Achilles in right foot) and throws a pair of touchdown passes to lead the Dolphins to a 24-14 win at the Cleveland Browns. Mitchell enters the game just before halftime and completes 10 of 16 passes for 118 yards with two touchdowns and an interception. Mitchell is named as AFC Offensive Player of the Week for his performance against the Browns. Marino is placed on Injured Reserve on October 13 and misses the remainder of the season.
- Oct. 24 – Dan Marino misses his first starting assignment in 145 consecutive non-replacement regular season games as Miami earns a 41-27 win over Indianapolis. The game marks the first career NFL start at quarterback for Scott Mitchell as he hits on 12 of 19 passes for 190 yards with a touchdown. Mitchell becomes the eighth player to start at quarterback for the Dolphins since Don Shula was named head coach in 1970.

- Oct. 31 – Don Shula wins the 324th game of his coaching career and ties George Halas for the all-time record for most wins by an NFL head coach as Miami earns a 30-10 win over the Kansas City Chiefs. Shula achieves the coaching milestone in his 31st year (482nd game) of his NFL coaching career as compared to 40 seasons (506 games) for Halas to accomplish the feat. On the field, Scott Mitchell throws for 344 yards and three touchdowns and becomes the first Dolphin quarterback other than Dan Marino to pass for over 300 yards and throw three or more touchdown passes since David Woodley gained 408 yards and threw three scores on October 25, 1981, at the Dallas Cowboys.
- Nov. 14 – The Dolphins endure another quarterback injury as Scott Mitchell suffers a separated shoulder during Miami's 19-14 win at Philadelphia. The win enables Don Shula to record the 325th triumph of his coaching career as he becomes the winningest coach in NFL history surpassing George Halas. In the contest, Doug Pederson replaces Mitchell and enters the game in the third quarter with Miami trailing 14-13. He guides the Dolphins to a pair of field goals and the defense holds the Eagles scoreless in the second half to garner the victory.
- Nov. 21 – Steve DeBerg becomes the third player to start at quarterback for the Dolphins in 1993 as he throws for 252 yards and a pair of touchdowns to lead Miami to a 17-13 win over New England. DeBerg, the NFL's oldest player, had joined the team just 11 days prior to the Pats game and was forced into his first start in place of the injured Scott Mitchell.
- Nov. 25 – The Dolphins post a come-from-behind 16-14 win over the defending and eventual Super Bowl champion Dallas Cowboys on Thanksgiving Day on a sleet covered field at Texas Stadium. Miami improves 3-0 on Thanksgiving as the team had posted victories at St. Louis (55-14 on November 24, 1977) and at Dallas (14-7 on November 22, 1973). In the contest, Miami trails 14-13 with just 15 seconds left in regulation and Pete Stoyanovich's 41-yard field goal attempt for the win is blocked by the Cowboys' Jimmie Jones. However, Dallas' Leon Lett attempts to pick up the loose ball and fumbles and Miami's Jeff Dellenbach recovers the ball on the one-yard line with three seconds remaining. Stoyanovich converts on his second chance and boots a 19-yard field goal on the game's final play to win the contest. The win improves Miami's record to an NFL best 9-2, but the team will fail to win another game during the remainder of the season.
- Dec. 5 – Miami drops a 19-14 decision to the New York Giants at Joe Robbie Stadium. The Dolphins fall to 12-1 at home against teams in the NFC East since the NFL merger in 1970 and 11-1 at home against opponents from the NFC since the team moved to Joe Robbie Stadium in 1987. The last team to defeat the Dolphins in an inter-conference game played in Miami was the Atlanta Falcons who earned a 20-14 win on November 30, 1986, in the Orange Bowl.
- Dec. 13 – During halftime ceremonies of Miami's 21-20 loss to Pittsburgh, former Dolphin great and Hall of Famer Larry Little is honored and inducted into the Dolphin Honor Roll.
- Dec. 14 – Don Shula is named Sports Illustrated Sportsman of the Year. He is the first professional coach to receive the honor.

1994

- Jan. 2 – The Dolphins lose by a 33-27 count in overtime at New England. It is the fifth consecutive loss for the Dolphins and the team is eliminated from the playoffs later in the day as the Raiders rally from a 17-point deficit to win over Denver and qualify for the playoffs.
- Jan. 24 – The trustees of the Miami Dolphins sign a definitive agreement with H. Wayne Huizenga to purchase the Robbie family's interests in the Dolphin franchise. The agreement also includes an option for Huizenga to purchase the Robbies' interest in Joe Robbie Stadium.
- Feb. 8 – Joel Collier joins the Dolphins as a staff assistant, replacing Carl Taseff.
- March 16 – John Gamble is named as the Dolphins' strength coach.
- March 23 – The National Football League clubs approve transfer of the majority interests in the Miami Dolphins from the Robbie family to H. Wayne Huizenga at the annual league meetings in Orlando, Fla.
- June 28 – H. Wayne Huizenga's purchase of the Robbie Family's remaining 85% of the Miami Dolphins as well as their 50% share of the Joe Robbie Stadium is finalized. The closing leaves Huizenga with 100% ownership of both the Dolphins and Stadium.
- July 8 – The Dolphins and WIOD Radio (610 AM) announce the hiring of Bill Zimpher as the team's play-by-play announcer and "Voice of the Dolphins." Zimpher replaces Rick Weaver, who had served as play-by-play announcer for the Dolphins since 1970 and

announced his retirement at the club's annual awards dinner on May 6, 1993. Zimpher joins former Dolphin tight end and color analyst Jim Mandich in the broadcast booth.

- July 21 - H. Wayne Huizenga announces that he has entered into a new agreement with Head Coach Don Shula that extends through the 1996 season. Under the new contract extension, Shula assumes the position of Vice President/Head Coach, and also adds an ownership interest in the team.
- Sept. 4 - Dan Marino throws for 473 yards and five touchdowns to lead the Dolphins to a 39-35 win over the New England Patriots at Joe Robbie Stadium. Marino sets an NFL record by throwing for four or more touchdown passes in a game for the 18th time in his career, breaking his tie with Johnny Unitas, and also throws the 300th touchdown pass of his career to join Fran Tarkenton (343 touchdowns) as the only quarterbacks in NFL history with 300-plus career touchdowns.
- Oct. 2 - Shula Bowl VI makes sports history as it marks the first time in the history of the four major American professional sports (football, baseball, hockey and basketball) that a father and son battle as head coaches with Don Shula and the Dolphins taking on his son, Head Coach David Shula, and the Cincinnati Bengals. The elder Shula improves to 6-0 when coaching against teams which feature one of his sons as a coach with a 23-7 win over the Bengals.
- Oct. 16 - Bernie Parmalee receives two game balls - one for offense and one for special teams - for his performance in Miami's 20-17 overtime win against the Los Angeles Raiders. Parmalee rushes for 150 yards on 30 carries and adds a pair of tackles and a fumble recovery on special teams. In addition, the Dolphins reverse history in the all-time series against the Raiders as Miami records wins in consecutive games against the Raiders for the first time in the history of the series. Miami earned a 20-7 win over the Raiders on December 14, 1992, in the last meeting between the two teams.
- Oct. 30 - The Dolphins earn a 23-3 win at the New England Patriots to sweep the season series over the Patriots for the fifth time in the last six years and win for the 11th time in the last 12 games played between the two teams. The win improves Miami to 6-0 in games following a bye weekend. In addition, Bernie Parmalee gains 123 rushing yards and ties the all-time team record for consecutive 100-yard performances. His 273 rushing yards in consecutive games surpasses the previous best of 258 yards rushing by Mercury Morris who accomplished the feat with 197 yards against New England on September 30, 1973, and 61 yards at the New York Jets on October 7, 1973.
- Nov. 13 - Chicago's Kevin Butler boots a 40-yard field goal with 54 seconds left in regulation and James Williams deflects a Dolphins field goal attempt with just seven seconds remaining in the game to give the Bears a 17-14 win over the Dolphins in Shula Bowl VII. Miami Head Coach Don Shula battles his son and Bears tight ends coach Mike Shula in the contest and it marks the first time that the elder Shula lost a game in which one of his sons, David or Mike, were either players or assistant coaches on the opposing NFL team.
- Nov. 27 - Mark Ingram catches four touchdown passes, including the game winner with just 22 seconds left in regulation, to lead the Dolphins to a come-from-behind 28-24 win over the New York Jets at Giants Stadium. The Dolphins trail by an 18-point margin midway through the third period (24-6) before rebounding to outscore the Jets by a 22-0 edge to win the game. Ingram's four touchdowns and 24 points in the game tie the team's single-game records with Paul Warfield's four touchdowns (all receiving) and 24 points against Detroit on December 15, 1973.
- Dec. 7 - Don Shula suffers a torn Achilles' tendon in his right leg and undergoes surgery on the injury on December 9 by Dr. Peter Indelicato and Dr. Dan Kanell. He misses a regular season practice for the first time in his 25 seasons with the team. Shula returns to practice on December 10 and coaches for the remainder of the season on a golf cart.
- Dec. 12 - Bernie Parmalee rushes for 127 yards and scores a pair of touchdowns (one rushing and one receiving) as the Dolphins clinch a playoff spot with a 45-28 win over the Kansas City Chiefs at Joe Robbie Stadium. In the contest, Dolphins Head Coach Don Shula wins his 318th career regular season game and ties George Halas (318 regular season coaching wins) for the all-time record for most career regular season wins by an NFL coach. Center Dwight Stephenson is inducted into the Dolphin Honor Roll during halftime ceremonies.
- Dec. 25 - The Dolphins earn a 27-20 win over the Detroit Lions and clinch the AFC East title. Miami and the New England Patriots both finish with 10-6 records, however the Dolphins win the division title by virtue of a two-game head-to-head sweep over New England during the 1994 season. Dolphins Head Coach Don Shula wins the 319th regular season game of his coaching career and surpasses George Halas (318 regular season coaching wins) for the all-time record for most career regular season wins by an NFL coach. Miami plays on Christmas Day for the second time in team history with the only other Christmas game for the Dolphins being the longest game in NFL

history as Miami earned a 27-24 playoff win in double overtime at Kansas City on December 25, 1971.

- Dec. 27 – Defensive tackle Tim Bowens is named NFL Defensive Rookie of the Year by the Associated Press. He becomes the first Dolphins player to win A.P.'s defensive rookie award since A.J. Duhe in 1977.
- Dec. 31 – Dan Marino throws a pair of touchdown passes to lead the Dolphins to a 27-17 win in a First-Round playoff contest against the Kansas City Chiefs at Joe Robbie Stadium. The game is billed as Marino-Montana III and the duel between the two future Hall of Famers lives up to its pregame hype. Marino completes 22 of 29 passes for 257 yards with two touchdowns and no interceptions and Montana counters by hitting on 26 of 37 passes for 314 yards with two scores and an interception. Marino sets an NFL playoff record as he throws for a touchdown pass in his 11th consecutive post-season game and moves past a tie with Montana (San Francisco/Kansas City) and Ken Stabler (Oakland) for the longest all-time streak in NFL post-season history.

1995

- Jan. 9 – Natrone Means rushes for 139 yards and a touchdown to lead the San Diego Chargers to a 22-21 win over the Miami Dolphins in an AFC Divisional Playoff contest at Jack Murphy Stadium. San Diego took a 22-21 lead with just 35 seconds left in regulation as Stan Humphries threw an eight-yard touchdown pass to wide receiver Mark Seay. The Dolphins had one final chance to win the game as Dan Marino drove the team to the Chargers' 30-yard line but Pete Stoyanovich's 48-yard field goal attempt with eight seconds left was wide right.
- Jan. 18 – Assistant head coach/offensive line John Sandusky announces his retirement. A veteran of over three decades of NFL coaching (he concluded his 36th season in 1994), Sandusky was one of only two coaches to serve as offensive line coach on a Don Shula coached team. Sandusky was offensive line coach with the Colts (1963-69) and Dolphins (1976-94) under Shula, while Monte Clark coached the offensive line with the Dolphins under Shula from 1970-75.
- Feb. 6 – Monte Clark is named as the team's offensive line coach. Clark enters his third tour of duty with the Dolphins, re-joining the team after having served as head offensive line coach at Stanford University during 1993-94.
- Feb. 9 – Dolphins Executive Vice President and General Manager Eddie Jones signs a two-year contract to remain in that capacity through the 1996 season.
- May 19 – The Miami Dolphins sign a two-year agreement with WCMQ radio (1210 AM) to be the Spanish radio outlet for Dolphins games. WCMQ replaces WQBA radio, which had been the team's Spanish station for the previous 13 seasons.
- Sept. 3 – The Dolphins open the season with an explosive offensive display in a 52-15 win over the N.Y. Jets at Joe Robbie Stadium. The 52 points are the second-highest single-game total in team history (behind 55 points at St. Louis on November 24, 1977). In addition, the game is played in 94-degree weather, making it the warmest home game in team history.
- Oct. 1 – The Shula coaching family again makes sports history as father and son battle as head coaches with Don Shula and the Dolphins taking on his son, Head Coach David Shula, and the Cincinnati Bengals. The elder Shula improves to 7-1 when coaching against teams which feature one of his sons as a coach with a 26-23 win at the Bengals.
- Oct. 8 – Dan Marino passes Fran Tarkenton (3,686 completions) to become the NFL's all-time leader in career pass completions with a six-yard toss to fullback Keith Byars during the Dolphins' 27-24 overtime loss at Joe Robbie Stadium. In the contest, Marino suffers knee and hip injuries which force him to miss the next two games (at New Orleans and at the N.Y. Jets).
- Oct. 30 – The Dolphins earn their first home win over the Buffalo Bills since the 1990 season with a 23-6 triumph at Joe Robbie Stadium. Miami's last home win against Buffalo was a 30-7 victory on September 10, 1990. The game marks the first time that the Dolphins have held the Bills without a touchdown since Miami dropped a 9-6 decision at Rich Stadium on September 11, 1988.
- Nov. 12 – Dan Marino becomes the NFL's all-time career passing yardage leader as he jumps past Fran Tarkenton (47,003 career yards) with a nine-yard pass to Irving Fryar in the first quarter of the Dolphins' 34-17 loss to the New England Patriots at Joe Robbie Stadium.
- Nov. 26 – Dan Marino tosses a six-yard touchdown pass to fullback Keith Byars with 1:03 remaining in the first half for his 343rd career scoring pass and becomes the NFL's all-time touchdown pass leader (surpassing Fran Tarkenton's 342 TDs) during Miami's 36-28 loss at Indianapolis.

- Dec. 11 – Guard/Tackle Bob Kuechenberg is inducted into the Dolphin Honor Roll during half-time ceremonies of Miami's 13-6 win over Kansas City at Joe Robbie Stadium. In the contest, Dan Marino breaks the last of Fran Tarkenton's major passing records (6,467 career attempts) with an incomplete pass attempt to wide receiver Randal Hill in the fourth quarter. In addition, the game is a sellout and marks the second consecutive season and fourth time overall (also 1972-73) that every home game has been sold out and it is just the second time in team history (also 1973) that every game has been sold out before the television blackout deadline.
- Dec. 24 – The Dolphins post a 41-22 win at St. Louis to finish the regular season with a 9-7 record and clinch a playoff berth for the second consecutive season later in the day as the Denver Broncos come from behind late in the contest to win at Oakland and eliminate the Raiders from playoff consideration.
- Dec. 30 – Miami's season ends following a 37-22 loss in an AFC First-Round Playoff Contest in Buffalo. The game is an offensive shootout as the teams combine for an NFL post-season record of 1,038 yards. Dan Marino leads the Dolphins by completing 33 of a career-high 64 pass attempts for 422 yards and a pair of scores, while WR O.J. McDuffie sets team playoff records with 11 catches for 154 yards.

1996

- Jan. 5 – Don Shula, the winningest coach in the history of the NFL, moves from his role as head coach of the team as he assumes another role within the Dolphins organization. He continues to serve as a partner to owner H. Wayne Huizenga and becomes Vice Chairman of the Board of Directors in addition to his status as a part-owner of the team. Shula leaves the sidelines with an overall record 347-173-6 in his 33 years as a head coach, including the last 26 years with the Dolphins (1970-95). He won Super Bowl titles with Miami in 1972 and 1973, posting a combined 32-2 record in those two seasons, and his 1972 team went 17-0, the only undefeated season in NFL annals.
- Jan. 11 – Jimmy Johnson signs a four-year contract to become head coach of the Dolphins, becoming the third head coach in club history, joining George Wilson (1966-69) and Don Shula (1970-95). Johnson joins the team with one of the most successful coaching records in football on both the professional and collegiate levels before spending the previous two years as an NFL analyst for FOX Sports. He is the first head coach in football history to win both a Super Bowl title (Dallas, 1992 and 1993) and a national collegiate championship (Univ. of Miami, 1987).
- Jan. 16 – Dolphins owner H. Wayne Huizenga announces that Eddie Jones has been named President and Chief Operating Officer of the team, and Jimmy Johnson has been named as the club's General Manager/Head Coach. Jones had spent the last six seasons with the team as the club's Executive Vice President and General Manager.
- Jan. 17 – The Dolphins name Cary Godette (defensive line), Pat Jones (tight ends) and Bill Lewis (defense nickel package) to the coaching staff. Prior to joining the Dolphins, Godette, who replaces Joe Greene, had served as defensive line coach for the Carolina Panthers in 1995. Jones was head coach at Oklahoma State University from 1984-94, and Lewis was head coach at Georgia Tech University from 1992-94.
- Jan. 19 – Kippy Brown joins the Dolphins coaching staff as running backs coach, replacing Tony Nathan. Brown had served as running backs coach with the Tampa Bay Buccaneers (1995) and N.Y. Jets (1990-92).
- Jan. 24 – Bob Ackles is named as the Dolphins Director of Football Operations. Ackles joins the team after serving as Director of Football Administration for the Philadelphia Eagles in 1995 and working three years with the Arizona Cardinals as Director of College Scouting (1992-93) and Assistant General Manager (1994).
- Feb. 16 – The Dolphins name Larry Beightol as assistant head coach/offensive line, replacing Monte Clark. In addition to his coaching the offensive line, Beightol also assumes additional administrative responsibilities involving the entire football staff. Beightol joins the Dolphins after having served as offensive line coach with the Houston Oilers (1995), N.Y. Jets (1990-94), San Diego Chargers (1989), Tampa Bay Buccaneers (1987-88) and Atlanta Falcons (1985-86).
- March 1 – The Dolphins name Kevin O'Neill as head athletic trainer and Brad Roll as assistant strength and conditioning coach.
- April 23 – Dan Marino, who broke every significant passing record in NFL history during the 1995 season, signs a three-year contract through the 1998 season to remain as quarterback of the Miami Dolphins.
- April 26 – The Jimmy Johnson era officially begins as the Dolphins take the field for the first time in mini-camp under the new Dolphins head coach.

- Aug. 26 – Pro Player, a sports apparel company, enters into a ten-year agreement with Joe Robbie Stadium, home of the Dolphins since 1987, to re-name the stadium Pro Player Park. The deal is worth \$2 million annually over the term of the contract.
- Sept. 1 – The Dolphins defeat the New England Patriots, 24–10 at Pro Player Park, in Jimmy Johnson's debut as head coach. Of the three head coaches in team history, Johnson is the only one to record a victory in his initial game. Also, rookie running back Karim Abdul-Jabbar rushes for 115 yards and a TD on 26 carries in Miami's victory over the Patriots, the first Dolphin rookie since Sammie Smith on November 5, 1989, against Indianapolis to rush for 100 yards. He also becomes the first player in Dolphins history to rush for 100 yards in his NFL debut.
- Sept. 10 – Pro Player Park is re-named Pro Player Stadium.
- Sept. 15 – On his 35th birthday, quarterback Dan Marino throws for 257 yards and three touchdowns as the Dolphins defeat the New York Jets, 36-27, at Pro Player Stadium. One of the scoring passes is a 74-yard strike to rookie fullback Stanley Pritchett, the longest completion to a Dolphins running back in team history. The win marks the third straight year and fourth time in the last five campaigns that Miami has opened the regular season with three consecutive victories.
- Oct. 27 – Quarterback Dan Marino plays in his 191st regular season game, against Dallas at Pro Player Stadium. In the process, he breaks Bob Kuechenberg's club career record for regular season games played of 190. The game is witnessed by 75,651 fans, the highest attendance figure in Pro Player Stadium history. The previous high was 75,129 for Super Bowl XXIII between San Francisco and Cincinnati on January 22, 1989. The former record for a Dolphins game was 73,080 for a November 20, 1995 contest against San Francisco.
- Oct. 29 – WQAM Radio (560 AM) signs a five-year contract for broadcast rights to the Dolphins, Florida Marlins and Florida Panthers. Dolphins football will be aired on WQAM through the year 2001. The Dolphins' flagship station had been WIOD Radio since the team's inception in 1966.
- Oct. 31 – At the NFL fall meetings in New Orleans, the league awards the 1999 Super Bowl to the city of Miami. The game will be played at Pro Player Stadium.
- Nov. 10 – A 36-yard completion to O.J. McDuffie in the second quarter puts quarterback Dan Marino over the 50,000-yard mark for his career, the first quarterback in NFL history to reach that plateau. His eight-yard completion to Fred Barnett in the second quarter is the 4,000th completion of Marino's career, also making him the first quarterback in league history to achieve that feat. These accomplishments occur in a 37-13 victory over Indianapolis at Pro Player Stadium.
- Nov. 17 – The Dolphins defeat the Houston Oilers, 23-20 at the Astrodome, the 50th career regular season victory for head coach Jimmy Johnson.
- Nov. 25 – At halftime of a 24-17 loss to the Pittsburgh Steelers on Monday Night Football at Pro Player Stadium, former Head Coach Don Shula is inducted into the Dolphin Honor Roll. In that game, running back Karim Abdul-Jabbar rushes for 57 yards on 16 attempts, breaking the club's rookie rushing record of 711 formerly held by Andra Franklin (1981).
- Dec. 16 – On Monday Night Football, the Dolphins record a 16-14 victory over Buffalo at Pro Player Stadium, marking the first time since 1986 that Miami has swept the season series from the Bills. It's also the first time since December 22, 1985, that the Dolphins have defeated Buffalo in the month of December or January, snapping a seven-game losing streak against Buffalo in such games.
- Dec. 22 – In a season-ending 31-28 win at the New York Jets, running back Karim Abdul-Jabbar rushes for 152 yards and a TD on 30 carries. His performance is the fifth-highest single-game total in franchise history, and the second-most by a rookie. It is his fourth 100-yard rushing game of the year, establishing a new club rookie standard, also tying for the second-best mark in team annals. In the process, he also surpasses the 1,000-yard rushing plateau for the season, the sixth Dolphins player to achieve that feat and the first since Delvin Williams in 1978. Abdul-Jabbar's 1,116 rushing yards is the third-best single-season total in team history. He scores on a 17-yard run in the third quarter, his 11th rushing touchdown of the year, tying Ron Davenport's club rookie record, first achieved in 1985.

1997

- Jan. 14 – Miami Dolphins unveil a modified team logo and new uniforms for the 1997 season. The basic logo and team colors remain the same. The sunburst on the logo is more prominently displayed with the elimination of the hashmarks around the sun's perimeters, while the dolphin's features are accentuated by navy highlights. The home

and road jerseys added a script "Dolphins" below the collar, and several subtle accents were added to the uniform to highlight and strengthen the team's traditional colors.

- Jan. 25 - Former head coach Don Shula (1970-95), the NFL's all-time winningest coach with 347 victories, is selected for induction into the Pro Football Hall of Fame in Canton, Ohio.
- March 11 - At the NFL spring meetings in Palm Desert, Calif., the NFL Owners approve limited cross ownership, finalizing H. Wayne Huizenga's ownership of the Dolphins.
- March 21 - Eddie Jones signs a two-year contract extension, which runs through 1998, to remain as the team's president and chief operating officer.
- April 17 - Les Koenning, wide receivers coach at Texas A&M the previous three seasons, is named as an offensive assistant.
- April 18 - The Dolphins unveil the first "official" mascot in team history during a press conference at the team's training facility. He makes his public debut on April 19 at the team's Draft Day party at Pro Player Stadium.
- June 3 - Doug Blevins is named as the team's kicking coach.
- June 4 - "T.D." is picked as the name of the Dolphins official team mascot, it is announced at the team's annual Awards Banquet. Sarah Fernandez and her two sons, Nelson and Vincent, win the "Name the Mascot" contest, and receive two tickets to Super Bowl XXXII in San Diego.
- June 13 - Dan Marino signs a one-year contract extension through the 1999 season.
- July 26 - Don Shula becomes the sixth former Dolphin to be enshrined into the Pro Football Hall of Fame in Canton, Ohio. He is inducted along with Mike Haynes, Wellington Mara and Mike Webster.
- Aug. 16 - The Dolphins travel to Mexico City and earn a 38-19 preseason win over the Denver Broncos before a crowd of 104,629 fans at Estadio Guillermo Canedo. The attendance is the most to ever witness a Dolphins game, surpassing the previous high of 103,667 that saw Miami's 27-17 loss to the Washington Redskins in Super Bowl XVII on January 30, 1983, in the Rose Bowl. The game marks the fourth time overall that the Dolphins have travelled abroad to play a preseason contest and the win improves Miami's record to 4-0 in games played on foreign soil. Miami's previous American Bowl games had been in London (1988), Tokyo (1991) and Berlin (1992). The Dolphins became the first NFL team to win four American Bowl contests, and they also became the first team to win an American Bowl matchup in each of the three continents in which the games have been played.
- Aug. 31 - The Dolphins defeat the Indianapolis Colts, 16-10, at Pro Player Stadium in their 1997 season-opener. It's the Dolphins' first-ever regular season game in month of August. It also marks their sixth consecutive opening-day victory.
- Oct. 5 - The Dolphins defeat the Kansas City Chiefs, 17-14, at Pro Player Stadium, marking the 300th victory in franchise history, including playoffs. The Dolphins become the second team from the old AFL to reach the 300-win plateau. The Oakland Raiders were the first.
- Oct. 27 - After the Dolphins built a 33-18 fourth-quarter lead, the Chicago Bears stormed back for 18 unanswered points, including a Jeff Jaeger 35-yard field goal with 5:35 remaining in overtime, to come away with a 36-33 victory on a Monday night at Pro Player Stadium. It equaled the fourth-largest comeback win ever against Miami. The game originally was scheduled to be played on Sunday, October 26, but was pushed back due to Game 7 of the Marlins-Indians World Series.
- Nov. 17 - At halftime of a 30-13 win over the the Buffalo Bills on Monday Night Football at Pro Player Stadium, the Dolphins honor the 25th anniversary of the 1972 Dolphins team, holders of the only perfect season in NFL history and winners of Super Bowl VII.
- Nov. 23 - RB Karim Abdul-Jabbar scores three rushing touchdowns in a 27-24 loss to the Patriots in Foxboro. His third touchdown of the game came on a one-yard run in the fourth quarter. It was his 13th rushing TD of the year, a new Dolphins record. His 12 rushing scores had been tied with Mercury Morris, Don Nottingham and Larry Csonka.
- Nov. 30 - The Dolphins record a 33-15 victory over the Raiders at the Oakland-Alameda County Coliseum. It's the first-ever win by Miami against the Raiders in Oakland after Miami had dropped each of their previous eight meetings there.
- Dec. 14 - The Dolphins are shut out, 41-0, by the Indianapolis Colts in the RCA Dome. The shutout snaps a streak of 162 consecutive games - the second longest active streak in the NFL at the time - in which the Dolphins had scored. The last time Miami had been held scoreless was on November 29, 1987, in a 27-0 loss at the Buffalo Bills.
- Dec. 22 - In the season finale against New England at Pro Player Stadium, left tackle Richmond

Webb starts his 110th consecutive regular season game, a new Dolphins record. His 109 straight starts were tied with Jim Langer.

- Dec. 28 – The Dolphins drop a 17-3 decision to the New England Patriots in Foxboro in an AFC First-Round Playoff game, Miami's first postseason appearance under Head Coach Jimmy Johnson.

1998

- Jan. 24 – Former Dolphins center Dwight Stephenson (1980-87) is among a group of five who are elected into the Pro Football Hall of Fame.
- Feb. 11 – Dolphins Head Coach Jimmy Johnson announces the following changes to the team's coaching staff: Kippy Brown, the Dolphins' running backs coach for the last two years, is named as offensive coordinator, replacing Gary Stevens; Larry Seiple, formerly the club's wide receiver coach, handles the quarterbacks; Joel Collier, a defensive assistant since 1994, coaches the running backs; Robert Ford, tight ends coach with the Dallas Cowboys since 1991, takes over as Miami's wide receivers coach; and Randy Shannon, an assistant at the University of Miami (Fla.), serves as a defensive assistant on the staff.
- March 23 – Jimmy Johnson signs a one-year contract extension to remain the Dolphins General Manager and Head Coach through the year 2000. Johnson originally signed a four-year contract with the club on January 21, 1996.
- Aug. 1 – Center Dwight Stephenson becomes the seventh former Dolphin to be enshrined into the Pro Football Hall of Fame in Canton, Ohio. He is inducted along with Anthony Munoz, Mike Singletary, Tommy McDonald and Paul Krause.
- Sept. 6 – The Dolphins defeat the Indianapolis Colts, 24-15, at the RCA Dome, marking Miami's seventh straight opening day victory.
- Sept. 20 – The Dolphins shut out the Pittsburgh Steelers, 21-0, at Pro Player Stadium. It marks Miami's first shutout under Head Coach Jimmy Johnson and their first since November 8, 1992, when they defeated the Colts, 28-0, at the RCA Dome.
- Nov. 29 – In a 30-10 victory over the New Orleans Saints at Pro Player Stadium, quarterback Dan Marino throws three touchdown passes, all to O.J. McDuffie. The second one, a seven-yard strike in the fourth quarter, was the 400th TD pass of Marino's career, the first quarterback in NFL history ever to reach that plateau.
- Dec. 21 – The Dolphins record a 31-21 victory over the Denver Broncos at Pro Player Stadium in front of an ABC Monday Night Football audience. The win is Miami's 34th on Monday night, as they surpassed Oakland as the winningest team in MNF history.
- Dec. 27 – In a season-ending 38-16 loss to the Falcons in Atlanta, wide receiver O.J. McDuffie catches five passes for 82 yards. His second reception of the afternoon, a 28-yard catch in the second quarter, is his 87th of the season, surpassing Mark Clayton (86 in 1988) as the Dolphins' single-season reception leader. McDuffie finishes the year with an NFL-high 90 receptions, the first Dolphin ever to lead the league in this category.

1999

- Jan. 2 – The Dolphins defeat the Buffalo Bills, 24-17, in an AFC First-Round Playoff game at Pro Player Stadium. It represents Miami's first-ever playoff win under Head Coach Jimmy Johnson, and their first since December 31, 1994, when they posted a 27-17 victory over the Kansas City Chiefs in a First-Round contest at Pro Player Stadium.
- Jan. 14 – Dave Wannstedt, head coach with the Chicago Bears from 1993-98, is named the Dolphins' assistant head coach.
- Jan. 21 – Paul Boudreau is named offensive line coach, replacing Larry Beightol.
- Mar. 2 – Eddie Jones signs a three-contract to remain as the team's President and Chief Operating Officer.
- June 15 – Dan Marino signs a two-year contract extension through 2001.
- Sept. 13 – The Dolphins defeat the two-time defending Super Bowl champion Denver Broncos, 38-21, in a season-opening Monday night game at Mile High Stadium. The win was the 300th during the regular season in Dolphins history.
- Oct. 17 – Dan Marino completes an eight-yard pass to Tony Martin in the first quarter against the New England Patriots at Foxboro Stadium. The completion, the first and only one of the game for Marino, puts him over the 60,000-yard passing plateau for his career, the only quarterback in NFL history to attain that mark. Marino leaves the game following the next series with a shoulder injury.

- Oct. 24 – Against Philadelphia on October 24 at Pro Player Stadium, Dan Marino sits out the first of five straight games with a shoulder injury. The Eagles games snaps a string of 46 straight games in which Marino had started, the third-longest current streak among NFL signal callers at the time. Prior to this game, the last time Marino missed a game was on October 20, 1996, also against the Eagles, at Veterans Stadium.
- Dec. 5 – Former wide receiver Nat Moore becomes the 12th member of the Dolphin Honor Roll during halftime ceremonies against the Indianapolis Colts at Pro Player Stadium.
- Dec. 12 – Kicker Olindo Mare accounts for two field goals against the Jets at Giants Stadium. His first field goal of the game, a 24-yarder, was his 32nd of the season, breaking Pete Stoyanovich's club single-season records of 31, which Stoyanovich had set in 1991.
- Dec. 21 – Cornerback Sam Madison, kicker Olindo Mare and linebacker Zach Thomas are named to the AFC Pro Bowl squad, the first selection for all three. Madison becomes the first cornerback in team history to be voted to the Pro Bowl squad.
- Dec. 27 – Kicker Olindo Mare boots a 37-yard field goal against the Jets in a Monday night game at Pro Player Stadium. The field goal was his 38th of the season, as he became the NFL's single-season field goal leader, surpassing John Kasay, who had amassed 37 field goals with Carolina in 1996.

2000

- Jan. 9 – The Dolphins defeat the Seattle Seahawks, 20-17, in an AFC First-Round Playoff game at the Kingdome, the final football game at the stadium. The win was Miami's first road playoff victory since they defeated the Pittsburgh Steelers in the 1972 AFC Championship Game at Three Rivers Stadium. Quarterback Dan Marino completes 17 of 30 passes for 196 yards with one touchdown and no interceptions in the victory, in which he guided a late drive that led to the game-winning touchdown with 4:48 remaining.
- Jan. 15 – The Dolphins drop a 62-7 decision to the Jacksonville Jaguars in an AFC Divisional Playoff game at ALLTEL Stadium. The contest would be the final one in the career of quarterback Dan Marino.
- Jan. 16 – Jimmy Johnson, the Dolphins' General Manager/Head Coach since 1996, retires. Dave Wannstedt, the team's Assistant Head Coach in 1999, is named Head Coach.
- Jan. 24 – Jim Bates is named defensive coordinator, replacing George Hill. Clarence Brooks is named defensive line coach, replacing Cary Godette.
- Feb. 1 – Chan Gailey, the Head Coach with the Dallas Cowboys from 1998-99, is named offensive coordinator, replacing Kippy Brown. Randy Shannon, a defensive assistant with the Dolphins from 1998-99, is promoted to linebackers coach.
- Feb. 7 – Mike Shula, the offensive coordinator with the Tampa Bay Buccaneers from 1996-99, re-joins the Dolphins as quarterbacks coach, replacing Larry Seiple. Shula previously had served as an assistant on Miami's coaching staff from 1991-92. Judd Garrett is named as an offensive assistant, and Robert Nunn is named as a defensive assistant.
- Feb. 10 – Quarterback Dan Marino, the Dolphins' first-round draft choice in 1983 and the NFL's all-time leading passer, voids the final two years of his contract, thus becoming a free agent.
- Mar. 7 – The Dolphins sign 12-year veteran running back Thurman Thomas to a three-year contract as a free agent. Thomas, who played with Buffalo for each of the first 12 years of his career and was a member of four Bills Super Bowl teams, is the all-time leading rusher against the Dolphins.
- Mar. 13 – Dan Marino announces his retirement from professional football.
- Apr. 14 – The Dolphins unveil Dan Marino's permanent encased locker at the team's Nova Southeastern University training facility, the first of its kind in club history.
- Apr. 28 – The Dave Wannstedt era officially begins as the Dolphins take the field for the first time in minicamp under the new Dolphins head coach.
- May 3 – The Dolphins name Rick Spielman as Vice President-Player Personnel. Spielman had served as Director of Pro Personnel with the Chicago Bears since 1997.
- June 12 – Huizenga Holdings, Inc., the private company that represents many of the non-publicly traded business interests of the Huizenga family, announce that it retained the investment banking firm of Morgan Stanley Dean Whitter to explore strategic alternatives regarding the financial structure of the Miami Dolphins and Pro Player Stadium. Alternatives include the potential of additional investors in the team and the stadium, as well as naming rights for the stadium.

1999 DOLPHINS PLAYOFF STATISTICS

PLAYOFF RESULTS (1-1)

DATE	OPPONENT	SCORE	W/L	ATTENDANCE
Jan. 9	at Seattle	20-17	W	66,170
Jan. 15	at Jacksonville	7-62	L	75,173

TEAM STATISTICS

	DOLPHINS	OPPONENTS
TOTAL FIRST DOWNS.....	28	33
By Rushing	7	10
By Passing.....	16	20
By Penalty.....	5	3
Third Down: Made/Att.....	8/30	13/31
Third Down Efficiency.....	26.7	41.9
Fourth Down: Made/Att.....	0/2	1/1
POSSESSION AVERAGE.....	29:43	30:18
TOTAL NET YARDS.....	432	691
Average Per Game	216.0	345.5
Total Plays.....	133	124
Average Per Play	3.2	5.6
NET YARDS RUSHING.....	131	298
Average Per Game	65.5	149.0
Total Rushes.....	56	66
NET YARDS PASSING.....	301	393
Average Per Game	150.0	196.5
Tackled/Yards Lost.....	6/36	8/46
Gross Yards.....	337	439
Attempts/Completions.....	71/33	50/26
Completion Percentage	46.5	52.0
Had Intercepted.....	2	3
PUNTS/AVERAGE.....	17/40.4	12/44.2
NET PUNTING AVERAGE.....	17/36.4	12/31.4
PENALTIES/YARDS.....	15/154	9/61
FUMBLES/BALL LOST.....	6/5	1/1
TOUCHDOWNS.....	3	10
By Rushing	1	3
By Passing.....	2	5
By Returns.....	0	2

Score By Quarters	1	2	3	4	OT	Total
DOLPHINS	3	7	10	7	-	27
OPPONENT	31	20	21	7	-	79

RUSHING

	NO.	YDS.	AVG.	LG	TD
Johnson	35	95	2.7	18	1
Denson	13	29	2.2	17	0
Pritchett	4	14	3.5	7	0
Huard	1	2	2.0	2	0
Marino	2	-1	-0.5	0	0
Hutton	1	-8	-8.0	-8	0
DOLPHINS.....	56	131	2.3	18	1
OPPONENTS.....	66	298	4.5	90t	3

PASSING

	ATT.	COMP.	YDS.	PCT.	TD	INT.	LG	SACK/ LOST	RATING
Marino	55	28	291	50.9	2	2	27	3/19	63.5
Huard	16	5	46	31.3	0	0	15	3/17	40.6
DOLPHINS	71	33	337	46.5	2	2	27	6/36	58.2
OPPONENTS..	50	26	439	52.0	5	3	70t	8/46	90.3

RECEIVING

	NO.	YDS.	AVG.	LG	TD
Gadsden	8	87	10.9	24	2
McDuffie	7	101	14.4	27	0
Martin	5	70	14.0	23	0
Konrad	4	37	9.3	13	0
Johnson	4	14	3.5	7	0
Pritchett	2	17	8.5	10	0
Goodwin	1	6	6.0	6	0
Perry	1	3	3.0	3	0
Drayton	1	2	2.0	2	0
DOLPHINS	33	337	10.2	27	2
OPPONENTS	26	439	16.9	70t	5

INTERCEPTIONS

	NO.	YDS.	AVG.	LG	TD
Marion	1	31	31.0	31	0
Buckley	1	6	6.0	6	0
Jackson	1	0	0.0	0	0
DOLPHINS	3	37	12.3	31	0
OPPONENTS	2	5	2.5	5	0

PUNTING

	NO.	YDS.	AVG.	TB	IN 20	LG	BLK
Hutton	16	686	42.9	0	8	58	1
DOLPHINS	17	686	40.4	0	8	58	1
OPPONENTS	12	530	44.2	1	3	54	0

PUNT RETURNS

	RET.	FC	YDS.	AVG.	LG	TD
Jacquet	8	0	110	13.8	29	0
McDuffie	1	0	23	23.0	23	0
DOLPHINS	9	0	133	14.8	29	0
OPPONENTS	8	2	68	8.5	24	0

KICKOFF RETURNS

	NO.	YDS.	AVG.	LG	TD
Marion	7	178	25.4	47	0
Jacquet	3	77	25.7	35	0
Wilson	1	20	20.0	20	0
Drayton	1	19	19.0	19	0
DOLPHINS	12	294	24.5	47	0
OPPONENTS	6	183	30.5	85t	1

FIELD GOALS

	1-19	20-29	30-39	40-49	50+	TOTALS
Mare	0/0	0/0	1/1	0/0	1/1	2/2
DOLPHINS	0/0	0/0	1/1	0/1	1/1	2/2
OPPONENTS	0/0	1/1	0/1	1/1	1/1	3/4

SCORING

	TDR	TDP	TDRt	PAT	FG	S	2-PT	TP
Gadsden	0	2	0	0/0	0/0	0	0	12
Mare	0	0	0	3/3	2/2	0	0	9
Johnson	1	0	0	0/0	0/0	0	0	6
DOLPHINS	1	2	0	3/3	2/2	0	0	27
OPPONENTS	3	5	2	10/10	3/4	0	0	79

TWO-POINT CONVERSIONS

DOLPHINS 0-0, OPPONENTS 0-0

SACKS

Armstrong 3.0, Owens 1.5, Bowens 1.0, Mixon 1.0, Z. Thomas 1.0, Wilson 0.5.

DOLPHINS 8.0, OPPONENTS 6.0

1999 PLAYOFF DEFENSIVE STATISTICS

PLAYER	TOTAL TACK.	SOLO	ASST.	SACKS/ YARDS	INT./ YARDS	FUM. REC.	FUM. FOR.	PASS DEF.
Z. Thomas	19	16	3	1/9				2
Surtain	13	13	0					3
Wooden	11	10	1			1	1	
Marion	9	6	3		1/31			1
Owens	8	7	1	1.5/8				
Jones	7	7	0					
Madison	7	6	1					2
Rodgers	7	5	2					
Armstrong	6	5	1	3/12				
Jackson	6	5	1		1/0			1
Bowens	5	5	0	1/7				
Gardener	5	3	2					
Mixon	3	2	1	1/7				
Taylor	3	3	0					
Wilson	3	2	1	0.5/3				1
Bromell	1	0	1					
Buckley	1	1	0		1/6			3

NOTE: special teams and miscellaneous tackles not included above.

MISCELLANEOUS TACKLES: Martin (1): 1 at Jacksonville (1/15).

MISCELLANEOUS FUMBLE RECOVERIES: Richmond Webb (1): 1 at Jacksonville (1/15).

SACK CHART:

Armstrong: 3.0 Sacks – at Sea, 1/9/00, 3-12 yds

Owens: 1.5 Sacks – at Sea, 1/9/00, 1.5-8 yds

Bowens: 1 Sack – at Jac, 1/14/00, 1-7 yds

Mixon: 1 Sack – at Jac, 1/14/00, 1-7 yds

Z. Thomas: 1 Sack – at Sea, 1/9/00, 1-9 yds

Wilson: 0.5 Sacks – at Sea, 1/9/00, 0.5-3 yds



DOLPHIN FACT

Miami's 31-0 playoff win over San Diego on January 10, 1993, at Pro Player Stadium marked the largest margin of victory by the team in a playoff game. The previous largest margin of victory in the post-season by the Dolphins was three 21-point wins as

Miami came away with a 21-0 win over Baltimore on January 2, 1972 in the Orange Bowl, a 31-10 win over San Diego on January 16, 1983 in the O.B. and a 31-10 win over Seattle on December 29, 1984 in the O.B.

1999 PLAYOFF SPECIAL TEAMS STATISTICS

PLAYER	TOTAL TACK.	SOLO	ASST.	FUM. REC.	FUM. FOR.	BLKD KICKS
Hollier	5	5	0			
Brigance	2	0	2			
Izzo	2	2	0			
Wooden	2	2	0			
Denson	1	1	0			
Jeffries	1	1	0			
Jones	1	1	0			
Rodgers	1	1	0			
Taylor	1	1	0			
Wilson	1	1	0			

1999 PLAYOFF STATISTICAL BESTS

DOLPHINS INDIVIDUAL

YARDS RUSHING	86	J.J. Johnson, at Seattle, 1/9/00
RUSHING ATTEMPTS.....	27	J.J. Johnson, at Seattle, 1/9/00
RUSHING TOUCHDOWNS	1	J.J. Johnson, at Seattle, 1/9/00
YARDS PASSING(gross)	196	Dan Marino, at Seattle, 1/9/00
PASS ATTEMPTS	30	Dan Marino, at Seattle, 1/9/00
PASS COMPLETIONS	17	Dan Marino, at Seattle, 1/9/00
COMPLETION PERCENTAGE	56.7	Dan Marino, at Seattle, 1/9/00
TOUCHDOWN PASSES	1	Dan Marino, at Seattle, 1/9/00
	1	Dan Marino, at Jacksonville, 1/15/00
PASSES HAD INTERCEPTED	2	Dan Marino, at Jacksonville, 1/15/00
RECEPTIONS.....	6	Oronde Gadsden, at Jacksonville, 1/15/00
RECEIVING YARDS	82	O.J. McDuffie, at Seattle, 1/9/00
RECEIVING TOUCHDOWNS	1	Oronde Gadsden, at Seattle, 1/9/00
	1	Oronde Gadsden, at Jacksonville, 1/15/00
TOTAL YARDS FROM SCRIMMAGE ...	89	J.J. Johnson, at Seattle, 1/9/00
FIELD GOALS	2	Olindo Mare, at Seattle, 1/9/00
TACKLES	10	Zach Thomas, at Jacksonville, 1/15/00
INTERCEPTIONS.....	1	Terrell Buckley, at Seattle, 1/9/00
	1	Brock Marion, at Seattle, 1/9/00
	1	Calvin Jackson, at Jacksonville, 1/15/00
SACKS	3	Trace Armstrong, at Seattle, 1/9/00
LONGEST RUN FROM SCRIMMAGE .	18	J.J. Johnson, at Seattle, 1/9/00
LONGEST PASS RECEPTION	27	O.J. McDuffie, at Seattle, 1/9/00
LONGEST INTERCEPTION RETURN.	31	Brock Marion, at Seattle, 1/9/00
LONGEST FUMBLE RETURN	0	Shawn Wooden, at Jacksonville, 1/15/00
LONGEST PUNT RETURN	29	Nate Jacquet, at Jacksonville, 1/15/00
LONGEST KICKOFF RETURN	47	Brock Marion, at Seattle, 1/9/00
LONGEST PUNT	58	Tom Hutton, at Seattle, 1/9/00
MOST PUNTS	8	Tom Hutton, at Seattle, 1/9/00
	8	Tom Hutton, at Jacksonville, 1/15/00
LONGEST FIELD GOAL	50	Olindo Mare at Seattle, 1/9/00
LONGEST FIELD GOAL ATTEMPT	50	Olindo Mare at Seattle, 1/9/00

OPPONENTS INDIVIDUAL

YARDS RUSHING	135	Fred Taylor, at Jacksonville, 1/15/00
RUSHING ATTEMPTS.....	19	Ricky Watters, at Seattle, 1/9/00
RUSHING TOUCHDOWNS	1	Chris Howard, at Jacksonville, 1/15/00

	1	James Stewart, at Jacksonville, 1/15/00
	1	Fred Taylor, at Jacksonville, 1/15/00
YARDS PASSING (gross).....	172	Jay Fiedler, at Jacksonville, 1/15/00
PASS ATTEMPTS.....	30	Jon Kitna, at Seattle, 1/9/00
PASS COMPLETIONS.....	14	Jon Kitna, at Seattle, 1/9/00
COMPLETION PERCENTAGE.....	63.6	Jay Fiedler, at Jacksonville, 1/15/00
TOUCHDOWN PASSES.....	2	Mark Brunell, at Jacksonville, 1/15/00
	2	Jay Fiedler, at Jacksonville, 1/15/00
PASSES HAD INTERCEPTED.....	2	Jon Kitna, at Seattle, 1/9/00
RECEPTIONS.....	5	Jimmy Smith, at Jacksonville, 1/15/00
RECEIVING YARDS.....	136	Jimmy Smith, at Jacksonville, 1/15/00
RECEIVING TOUCHDOWNS.....	2	Jimmy Smith, at Jacksonville, 1/15/00
TOTAL YARDS FROM SCRIMMAGE ...	174	Fred Taylor, at Jacksonville, 1/15/00
FIELD GOALS.....	2	Mike Hollis, at Jacksonville, 1/15/00
TACKLES.....	10	Chad Brown, at Seattle, 1/9/00
INTERCEPTIONS.....	2	Aaron Beasley, at Jacksonville, 1/15/00
SACKS.....	2	Gary Walker, at Jacksonville, 1/15/00
LONGEST RUN FROM SCRIMMAGE ..	90t	Fred Taylor, at Jacksonville, 1/15/00
LONGEST PASS RECEPTION.....	70t	Jimmy Smith, at Jacksonville, 1/15/00
LONGEST INTERCEPTION RETURN.....	5	Aaron Beasley, at Jacksonville, 1/15/00
LONGEST FUMBLE RETURN.....	16t	Tony Brackens, at Jacksonville, 1/15/00
	16	Donovin Darius, at Jacksonville, 1/15/00
LONGEST PUNT RETURN.....	24	Reggie Barlow, at Jacksonville, 1/15/00
LONGEST KICKOFF RETURN.....	85t	Charlie Rogers, at Seattle, 1/9/00
LONGEST PUNT.....	54	Jeff Feagles, at Seattle, 1/9/00
MOST PUNTS.....	7	Jeff Feagles, at Seattle, 1/9/00
LONGEST FIELD GOAL.....	50	Todd Peterson, at Seattle, 1/9/00
LONGEST FIELD GOAL ATTEMPT	50	Todd Peterson, at Seattle, 1/9/00

DOLPHINS TEAM

	HIGHS	LOWS
TOTAL FIRST DOWNS.....	18 at Seattle, 1/9/00	10 at Jacksonville, 1/15/00
TOTAL NET YARDS.....	299 at Seattle, 1/9/00	131 at Jacksonville, 1/15/00
TOTAL OFFENSIVE PLAYS.....	68 at Seattle, 1/9/00	64 at Jacksonville, 1/15/00
NET YARDS RUSHING.....	108 at Seattle, 1/9/00	21 at Jacksonville, 1/15/00
RUSHING ATTEMPTS.....	37 at Seattle, 1/9/00	18 at Jacksonville, 1/15/00
NET YARDS PASSING.....	191 at Seattle, 1/9/00	110 at Jacksonville, 1/15/00
PASS ATTEMPTS.....	41 at Jacksonville, 1/15/00	30 at Seattle, 1/9/00
PASS COMPLETIONS.....	17 at Seattle, 1/9/00	16 at Jacksonville, 1/15/00
TIMES SACKED.....	5 at Jacksonville, 1/15/00	1 at Seattle, 1/9/00
PASSES HAD INTERCEPTED ..	2 at Jacksonville, 1/15/00	0 at Seattle, 1/9/00
PUNTS.....	9 at Jacksonville, 1/15/00	8 at Seattle, 1/9/00
PENALTIES.....	9 at Jacksonville, 1/15/00	6 at Seattle, 1/9/00
YARDS PENALIZED.....	88 at Jacksonville, 1/15/00	67 at Seattle, 1/9/00
FUMBLES.....	6 at Jacksonville, 1/15/00	0 at Seattle, 1/9/00
FUMBLES LOST.....	5 at Jacksonville, 1/15/00	0 at Seattle, 1/9/00
TIME OF POSSESSION.....	34:48 at Seattle, 1/9/00	24:37 at Jacksonville, 1/15/00

OPPONENTS TEAM

	HIGHS	LOWS
TOTAL FIRST DOWNS.....	21 at Jacksonville, 1/15/00	12 at Seattle, 1/9/00
TOTAL NET YARDS.....	520 at Jacksonville, 1/15/00	171 at Seattle, 1/9/00
TOTAL OFFENSIVE PLAYS.....	68 at Jacksonville, 1/15/00	56 at Seattle, 1/9/00
NET YARDS RUSHING.....	257 at Jacksonville, 1/15/00	41 at Seattle, 1/9/00
RUSHING ATTEMPTS.....	46 at Jacksonville, 1/15/00	20 at Seattle, 1/9/00
NET YARDS PASSING.....	263 at Jacksonville, 1/15/00	130 at Seattle, 1/9/00
PASS ATTEMPTS.....	30 at Seattle, 1/9/00	20 at Jacksonville, 1/15/00
PASS COMPLETIONS.....	14 at Seattle, 1/9/00	12 at Jacksonville, 1/15/00
TIMES SACKED.....	6 at Seattle, 1/9/00	2 at Jacksonville, 1/15/00
PASSES HAD INTERCEPTED ..	2 at Seattle, 1/9/00	1 at Jacksonville, 1/15/00
PUNTS.....	7 at Seattle, 1/9/00	5 at Jacksonville, 1/15/00
PENALTIES.....	7 at Jacksonville, 1/15/00	2 at Seattle, 1/9/00
YARDS PENALIZED.....	51 at Jacksonville, 1/15/00	10 at Seattle, 1/9/00
FUMBLES.....	1 at Jacksonville, 1/15/00	0 at Seattle, 1/9/00

	HIGHS	LOWS
FUMBLES LOST	1 at Jacksonville, 1/15/00	0 at Seattle, 1/9/00
TIME OF POSSESSION	35:23 at Jacksonville, 1/15/00	25:12 at Seattle, 1/9/00

IN THE PLAYOFFS MIAMI WAS:

0-0	when leading after the 1st quarter	1-1	in road games
0-0	when leading after the 2nd quarter	1-0	when playing in domes
0-0	when leading after the 3rd quarter	0-1	when playing outdoors
1-1	when behind after the 1st quarter	1-0	when playing on artificial turf
1-1	when behind after the 2nd quarter	0-1	when playing on natural grass
1-1	when behind after the 3rd quarter	0-0	after winning the coin toss
0-0	when Miami scores first	1-1	after losing the coin toss
1-1	when opponent scores first	0-0	when scoring 21 points or more
0-0	when tied at halftime	1-0	when yielding 20 points or less
0-0	in home games	0-0	in overtime contests

DRIVE ENGINEERING

	DRIVES	TD	FG	MFG	PUNT	BLK PUNT	FBL	INT	DWNS	HLF	GAME	END OF REG	PTS
Dolphins	33	3	2	0	16	1	5	2	1	1	2	0	27
Opponents	28	8	3	1	12	0	1	3	0	0	0	0	65

INSIDE THE TWENTY-YARD LINE

	NO	TD	FG	MFG	INT	FMBL	DWN	GAME	HLF	PTS	TD%
Dolphins	3	2	1							17	66.7
Opponents	5	3	1		1					24	60.0

GOAL-TO-GO SITUATIONS

	NO	TD	FG	MFG	INT	FMBL	DWN	GAME	HLF	PTS
Dolphins	2	2								14
Opponents	1				1					

GIVEAWAYS - TAKEAWAYS

TAKEAWAYS: 4, resulting in 0 TDs, 0 FGs, 0 MFGs, 2 PUNTS, 0 INTs, 1 FUMBLE, 0 HALFS, 1 GAME, 0 DOWNS = 0 POINTS

GIVEAWAYS: 7, resulting in 2 TDs, 2 FGs, 0 MFGs, 1 PUNT, 1 INT, 1 FUMBLE, 0 HALFS, 0 GAMES, 0 DOWNS = 20 POINTS

GAME	TAKEAWAYS			GIVEAWAYS			DIFF	W/L
	FMBL	INT	TOT	FMBL	INT	TOT		
1/9/00 at Seattle	0	2	(2)	0	0	(0)	+2	W
1/15/00 at Jacksonville	1	1	(2)	5	2	(7)	-5	L
POSTSEASON TOTALS	1	3	(4)	5	2	(7)	-3	1-1

BLOCKS

	FGs	PATs	PUNTS	TOTAL
By Dolphins	0	0	0	0
By Opponents	0	0	1	1

THIRD DOWN EFFICIENCY

3rd DOWN AND											
	1	2	3	4	5	6	7	8	9	10+	TOTAL
Miami	1-2	0-0	0-2	0-1	2-2	0-3	1-1	0-1	0-1	4-17	8-30
Oppo.	1-2	1-4	2-4	0-1	2-3	0-0	1-1	1-2	1-2	4-12	13-31

DOLPHINS LONG PLAYS

PASSING (25-yards and more)

27 D. Marino to O.J. McDuffie, at Seattle (1/9/00)

RUSHING (15-yards and more)

18 J.J. Johnson at Seattle (1/9/00)

17 A. Denson at Seattle (1/9/00)

OPPONENTS LONG PLAYS

PASSING (25-yards and more)

70t J. Fiedler to J. Smith, at Jacksonville (1/15/00)

41 M. Brunell to J. Smith, at Jacksonville (1/15/00)

39t M. Brunell to F. Taylor, at Jacksonville (1/15/00)

38t J. Fiedler to A. Whitted, at Jacksonville (1/15/00)

RUSHING (15-yards and more)

90t F. Taylor at Jacksonville (1/15/00)

25t J. Stewart at Jacksonville (1/15/00)

18 F. Taylor at Jacksonville (1/15/00)

16 J. Stewart at Jacksonville (1/15/00)

DOLPHINS BIG GAMES

100-YARD RUSHERS

None

100-YARD RECEIVERS

None

300-YARD PASSERS

None

OPPONENTS BIG GAMES

100-YARD RUSHERS

135 F. Taylor at Jac. (1/15/00)

100-YARD RECEIVERS

136 J. Smith at Jac. (1/15/00)

300-YARD PASSERS

PLAYOFF HISTORY

1970 AFC PLAYOFF

OAKLAND 21, MIAMI 14
December 27, 1970

Oakland-Alameda County Coliseum
Oakland, CA

Oakland quarterback Daryle Lamonica unloaded an 82-yard touchdown pass to Rod Sherman with 9:34 left to play as Oakland spoiled the Dolphins' first appearance in the playoffs, 21-14, on a field oozing with mud. The Dolphins, who had won six consecutive games to finish the season 10-4 and gain a wild-card berth, took a 7-0 lead in the second quarter when Bob Griese fired a 16-yard strike to Paul Warfield in the end zone. Lamonica matched that TD with a 22-yard toss to Fred Biletnikoff only 1:50 before halftime. Raider right cornerback Willie Brown intercepted a wet and wobbly pass by Griese and fled 50 yards along the sideline for the tie-breaking TD. It came minutes after Jake Scott recovered an Oakland fumble at the Miami 10-yard line. The heave to Sherman was insurance. Only three plays earlier, Dolphin kicker Garo Yepremian missed a 24-yard field goal attempt for the second time in the game. Oakland's George Blanda also missed a 23-yarder.

MIAMI	0	7	0	7	-	14
OAKLAND	0	7	7	7	-	21

M - Warfield, 16 pass from Griese (Yepremian kick)	2/19	2- 3:31
O - Biletnikoff, 22 pass from Lamonica (Blanda kick)	8/62	2-13:10
O - Brown, 50 interception return (Blanda kick)		3-12:26
O - Sherman, 82 pass from Lamonica (Blanda kick)	3/80	4- 5:26
M - W. Richardson, 7 pass from Griese (Yepremian kick)	9/69	4-10:32

ATT. - 54,401

	Miami	Oakland
First Downs Total-Rush.-Pass.-Pen.	16-5-9-2	12-5-7-0
Total Yards-Plays-Average	242-63-3.5	301-52-5.8
Rushes-Yards-Average	33-118-3.6	36-114-3.2
Net Yards Passing-Times Thrown-Yards Lost	124-3-31	187-0-0
Passes Attempted-Completed-Intercepted	27-13-1	16-8-0
Punts/Number-Average	5-39.2	4-32.2
Penalties/Number-Yards	0-0	4-30
Fumbles/Number-Lost	2-0	4-2

INDIVIDUAL STATISTICS

RUSHING - Miami: Kiick 14-64; Morris 8-29; Csonka 10-23; Griese 1-2.

Oakland: Hubbard 18-58; Smith 9-37; Dixon 8-31; Banaszak 1-(-6).

PASSING - Miami: Griese 27-13-1, 155 yards, 2 TDs.

Oakland: Lamonica 16-8-0, 187 yards, 2 TDs.

RECEIVING - Miami: Warfield 4-62, 1 TD; Kiick 4-34; W. Richardson 2-30, 1 TD; Morris 2-15; Twilley 1-14.

Oakland: Biletnikoff 3-46, 1 TD; Chester 2-47; Sherman 1-82, 1 TD; Smith 1-9; Dixon 1-3.

INTERCEPTIONS – Miami: None.

Oakland: Brown 1-50, 1 TD.

SACKS – Miami: None.

Oakland: Hilton 1; Curtis 1; Miller 1.

MISSED FIELD GOALS – Miami: Yepremian 24(WR), 24(S).

Oakland: Blanda 23(S).

1971 AFC PLAYOFF

MIAMI 27, KANSAS CITY 24 (2 OTs)
December 25, 1971

Kansas City Municipal Stadium
Kansas City, MO

Garo Yepremian ended 82 minutes and 40 seconds of an epic struggle by booting a 37-yard field goal with 7:40 elapsed in the second overtime, lifting the Dolphins past Kansas City, 27-24, on Christmas Day. The Dolphins battled from behind three times to tie the AFC West champions, the third time on Bob Griese's five-yard pass to tight end Marv Fleming with 96 seconds remaining in regulation. Kansas City running back Ed Podolak, who amassed 350 yards of all-purpose running, returned the ensuing kickoff 78 yards to the Dolphin 22 where Curtis Johnson missed a desperation tackle. With 35 seconds on the clock, Jan Stenerud missed a 32-yard field-goal try. Stenerud had a 42-yarder blocked by Nick Buoniconti in the fifth quarter, and Yepremian was short with a 45-yard effort. But Larry Csonka crashed 29 yards to the Chiefs 36, and that put Yepremian, the NFL's scoring leader, in position to win it. Goal posts were on the goal line; in 1974 the uprights were moved to the end line.

MIAMI	0	10	7	7	0	3	-	27
KANSAS CITY	10	0	7	7	0	0	-	24

KC – FG Stenerud 24	9/40	1- 6:06
KC – Podolak, 7 pass from Dawson (Stenerud kick)	6/35	1-11:31
M – Csonka, 1 run (Yepremian kick)	9/80	2- 2:22
M – FG Yepremian 14	4/5	2-14:47
KC – Otis, 1 run (Stenerud kick)	14/75	3- 9:44
M – Kiick, 1 run (Yepremian kick)	8/71	3-14:00
KC – Podolak, 3 run (Stenerud kick)	6/91	4- 8:14
M – Fleming, 5 pass from Griese (Yepremian kick)	9/71	4-13:24
M – FG Yepremian 37	6/40	2nd OT- 7:40

ATT. – 45,822

	Miami	Kansas City
First Downs/Total-Rush.-Pass.-Pen.	22-6-14-2	23-13-10-0
Total Yards-Plays-Average	407-78-5.2	451-71-6.4
Rushes-Yards-Average	43-144-3.4	44-213-4.8
Net Yards Passing-Times Thrown-Yards Lost	263-0-0	238-1-8
Passes Attempted-Completed-Intercepted	35-20-2	26-18-2
Punts/Number-Average	6-40.0	2-51.0
Penalties/Number-Yards	5-26	6-44
Fumbles/Number-Lost	1-0	3-2

INDIVIDUAL STATISTICS

RUSHING – Miami: Csonka 24-86, 1 TD; Kiick 15-56, 1 TD; Griese 2-9; Warfield 2-(-7).

Kansas City: Hayes 22-100; Podolak 17-85, 1 TD; Wright 2-15; Otis 3-13, 1 TD.

PASSING – Miami: Griese 35-20-2, 263 yards, 1 TD.

Kansas City: Dawson 26-18-2, 246 yards, 1 TD.

RECEIVING – Miami: Warfield 7-140; Twilley 5-58; Fleming 4-37, 1 TD; Kiick 3-24; Mandich 1-4.

Kansas City: Podolak 8-110, 1 TD; Wright 3-104; Taylor 3-12; Hayes 3-6; Frazier 1-14.

INTERCEPTIONS – Miami: Scott 1-13; Johnson 1-0.

Kansas City: Lanier 1-7; Lynch 1-0.

SACKS – Miami: Fernandez 0.5; Heinz 0.5.

Kansas City: None.

MISSED FIELD GOALS – Miami: Yepremian 52(S).

Kansas City: Stenerud 29(WR), 31(WR), 42(B).

1971 AFC CHAMPIONSHIP

MIAMI 21, BALTIMORE 0
January 2, 1972

Orange Bowl
Miami, FL

Three lightning plays and a persistent defense propelled the Dolphins into Super Bowl VI with a 21-0 rout of Baltimore before an all-time Orange Bowl record crowd of 78,939. Strong safety Dick Anderson intercepted a Johnny Unitas pass which was deflected by Curtis Johnson, and behind a wall of six open-field blocks, Anderson weaved 62 yards for a third-quarter touchdown. "My eyes were popping as I ran," Anderson said. "I've never seen so many people land on their heads." Before

Anderson's convoy made it 14-0, the Dolphins staggered the defending Super Bowl champions when Bob Griese and Paul Warfield hooked up for a 75-yard TD pass. Warfield applied the clincher when he escaped 50 yards with a Griese pass, setting up a five-yard TD slam by fullback Larry Csonka. The Colts had not been held scoreless for 97 games over seven seasons. They were stopped at the Dolphin nine in the second quarter. Jim O'Brien missed two field-goal attempts and had another blocked by Lloyd Mumphord.

BALTIMORE	0	0	0	0	—	0
MIAMI	7	0	7	7	—	21

M — Warfield, 75 pass from Griese (Yepremian kick)	2/80	1- 8:21
M — Anderson, 62 interception return (Yepremian kick)		3-10:21
M — Csonka, 5 run (Yepremian kick)	6/74	4- 6:56

ATT. — 78,939

	Baltimore	Miami
First Downs Total-Rush.-Pass.-Pen.	16-6-10-0	13-8-4-1
Total Yards-Plays-Average	302-68-3.1	286-45-6.4
Rushes-Yards-Average	30-89-2.9	35-144-4.1
Net Yards Passing-Times Thrown-Yards Lost	213-2-11	142-2-16
Passes Attempted-Completed-Intercepted	36-20-3	8-4-1
Punts/Number-Average	3-45.3	6-42.7
Penalties/Number-Yards	1-5	2-27
Fumbles/Number-Lost	1-0	0-0

INDIVIDUAL STATISTICS

RUSHING — Miami: Kiick 18-66; Csonka 15-63, 1 TD; Griese 1-12; Morris 1-3.

Baltimore: McCauley 15-50; Nottingham 11-33; Nowatzke 2-5; Unitas 2-1.

PASSING — Miami: Griese 8-4-1, 158 yards, 1 TD.

Baltimore: Unitas 36-20-3 224 yards, 0 TDs.

RECEIVING — Miami: Warfield 2-125, 1 TD; Twilley 2-33.

Baltimore: Hinton 6-98; Nottingham 4-26; Perkins 3-19; Havrilak 2-31; McCauley 2-24; Mitchell 1-14; Mackey 1-6; Matte 1-6.

INTERCEPTIONS — Miami: Anderson 1-62, 1 TD; Kolen 1-11; Scott 1-0.

Baltimore: Logan 1-0.

SACKS — Miami: Heinz 2.

Baltimore: Smith 1; M. Curtis 1.

MISSED FIELD GOALS — Miami: None.

Baltimore: O'Brien 46(WR), 48(S), 35(B).

SUPER BOWL VI

DALLAS 24, MIAMI 3

January 16, 1972

**Tulane Stadium
New Orleans, LA**

A 252-yard rushing attack and sharp passing by Roger Staubach spurred the Dallas Cowboys to a 24-3 victory over the Dolphins at Tulane Stadium. Duane Thomas pranced 95 yards on 19 carries, fullback Walt Garrison added 74 yards on 14 carries and Staubach passed twice for touchdowns to Lance Alworth and Mike Ditka. Staubach, who was sacked twice in the first quarter, bounced back to complete 12 of 19 passes, and he scrambled from the Dolphin pass rush five times. The Dolphins were frustrated all day; in the first quarter, Larry Csonka lost a fumble and Bob Griese was chased by tackle Bob Lilly for a 29-yard loss. Griese also fumbled away a snap at the Dallas 16 in the fourth period. Although it was an intriguing 10-3 at halftime, the Cowboys marched 71 yards in eight plays after the kickoff, and Thomas swept three yards for the TD.

DALLAS	3	7	7	7	—	24
MIAMI	0	3	0	0	—	3

D — Alworth, 7 pass from Staubach (Clark kick)	10/76	2-13:45
M — FG Yepremian 31	5/44	2-14:56
D — D. Thomas, 3 run (Clark Kick)	8/71	3- 5:17
D — Ditka, 7 pass from Staubach (Clark kick)	3/9	4- 3:18

ATT. — 80,591

	Dallas	Miami
First Downs Total-Rush.-Pass.-Pen.	23-15-8-0	10-3-7-0
Total Yards-Plays-Average	352-69-5.1	185-44-4.2
Rushes-Yards-Average	48-252-5.3	20-80-4.0
Net Yards Passing-Times Thrown-Yards Lost	100-2-19	105-1-29
Passes Attempted-Completed-Intercepted	19-12-0	23-12-1
Punts/Number-Average	5-37.2	5-40.0
Penalties/Number-Yards	3-15	0-0
Fumbles/Number-Lost	1-1	2-2

INDIVIDUAL STATISTICS

RUSHING – Miami: Csonka 9-40; Kiick 10-40; Griese 1-0.

Dallas: Thomas 19-95, 1 TD; Garrison 14-74; Hill 7-25; Staubach 5-18; Ditka 1-17; Hayes 1-16; Reeves 1-7.

PASSING – Miami: Griese 23-12-1, 134 yards, 0 TDs.

Dallas: Staubach 19-12-0, 119 yards, 2 TDs.

RECEIVING – Miami: Warfield 4-39; Kiick 3-21; Csonka 2-18; Fleming 1-27; Twilley 1-20; Mandich 1-9.

Dallas: Thomas 3-17; Alworth 2-28, 1 TD; Ditka 2-28, 1 TD; Hayes 2-23; Garrison 2-11; Hill 1-12.

INTERCEPTIONS – Miami: None

Dallas: Howley 1-14.

SACKS – Miami: Fernandez 1; Riley 1.

Dallas: Lilly 1.

MISSED FIELD GOALS – Miami: Yepremian 49(S).

Dallas: None.

1972 AFC PLAYOFF

MIAMI 20, CLEVELAND 14
December 24, 1972

Orange Bowl
Miami, FL

On the ropes in the fourth quarter after an unprecedented 14 victories, the Dolphins responded to a poised Earl Morrall and drove 80 yards for a touchdown with 4:56 to play for a 20-14 victory over the Cleveland Browns. Morrall, the NFL's leading passer after replacing the injured Bob Griese 10 weeks earlier, had completed only four passes for 38 yards. But he threw 15 and 35 yards to Paul Warfield, reaching the Browns 20, and a pass interference call against linebacker Billy Andrews put the ball at the eight. Halfback Jim Kiick then bulled eight yards up the middle on a trap for the winning points. The triumph was sealed with a minute to play when Dolphin linebacker Doug Swift intercepted Cleveland QB Mike Phipps at the Dolphin 20. Despite stealing five of Phipps' passes, the Dolphins were stung by a 27-yard TD pass to Fair Hooker and trailed 14-13 with 8:11 to play.

CLEVELAND	0	0	7	7	-	14
MIAMI	10	0	0	10	-	20

M – Babb, 5 recovery of blocked punt (Yepremian kick)		1- 5:28
M – FG Yepremian 40	11/51	1-12:30
C – Phipps, 5 run (Cockroft kick)	5/44	3- 7:22
M – FG Yepremian 46	8/32	4- 1:28
C – Hooker, 27 pass from Phipps (Cockroft kick)	11/90	4- 6:49
M – Kiick, 8 run (Yepremian kick)	6/80	4-10:06

ATT. – 78,196

	Cleveland	Miami
First Downs Total-Rush.-Pass.-Pen.	15-9-6-0	17-11-4-2
Total Yards-Plays-Average	283-57-5.0	272-64-4.3
Rushes-Yards-Average	32-165-5.2	47-198-4.2
Net Yards Passing-Times Thrown-Yards Lost	118-2-13	74-4-14
Passes Attempted-Completed-Intercepted	23-9-5	13-6-0
Punts/Number-Average	6-34.7	5-42.0
Penalties/Number-Yards	3-25	3-25
Fumbles/Number-Lost	2-0	2-2

INDIVIDUAL STATISTICS

RUSHING – Miami: Morris 15-72; Kiick 14-50, 1 TD; Warfield 2-41; Csonka 12-32; Morrall 4-3.

Cleveland: Scott 16-94; Phipps 8-47, 1 TD; Brown 4-13; Kelly 4-11.

PASSING – Miami: Morrall 13-6-0, 88 yards, 0 TDs.

Cleveland: Phipps 23-9-5, 131 yards, 1 TD.

RECEIVING – Miami: Twilley 3-33; Warfield 2-50; Kiick 1-5.

Cleveland: B. Scott 4-30; Hooker 3-53, 1 TD; Kelly 1-27; Morin 1-21.

INTERCEPTIONS – Miami: Swift 2-12; Anderson 2-12; Johnson 1-33.

Cleveland: None.

SACKS – Miami: Fernandez 1; Stanfill 1.

Cleveland: Roman 2; Sherk 1; Johnson 1.

MISSED FIELD GOAL – Miami: Yepremian 46(S), 53(S).

Cleveland: None.

1972 AFC CHAMPIONSHIP

MIAMI 21, PITTSBURGH 17
December 31, 1972

Three Rivers Stadium
Pittsburgh, PA

Quarterback Bob Griese, playing 11 weeks after he had broken his right leg, ignited a third-quarter touchdown drive with a 52-yard pass to Paul Warfield, and the Dolphins overtook the Pittsburgh Steelers, 21-17, in unusually warm 63-degree weather. Griese was given the nod in the

second half after Earl Morrall had flipped a nine-yard touchdown pass to Larry Csonka for a 7-7 halftime deadlock. Punter Larry Seiple broke loose on a daring 37-yard run on fourth down to set up that TD. Trailing 10-7, Griese directed TD drives of 80 and 49 yards with Jim Kiick blasting two and three yards for the scores. Steeler quarterback Terry Bradshaw, who closed the gap with four straight completions on a 71-yard TD drive, was intercepted by Nick Buoniconti at midfield with 2½ minutes to play. In addition to Seiple's dash, the Dolphins converted fourth-down situations on both Griese-led drives.

MIAMI	0	7	7	7	-	21
PITTSBURGH	7	0	3	7	-	17

P - Mullins, recovery of Bradshaw fumble (Gerela kick)	10/48	1-10:45
M - Csonka, 9 pass from Morrall (Yeapremian kick)	9/80	2- 3:03
P - FG Gerela 14	9/73	3- 4:04
M - Kiick, 2 run (Yeapremian kick)	11/80	3-11:39
M - Kiick, 3 run (Yeapremian kick)	11/49	4- 7:35
P - Young, 12 pass from Bradshaw (Gerela kick)	4/71	4- 9:39

ATT. - 50,350

	Miami	Pittsburgh
First Downs Total-Rush.-Pass.-Pen.	19-11-6-2	13-6-6-1
Total Yards-Plays-Average	314-65-4.8	250-48-5.2
Rushes-Yards-Average	49-193-3.9	26-128-4.9
Net Yards Passing-Times Thrown-Yards Lost	121-0-0	122-2-15
Passes Attempted-Completed-Intercepted	16-10-1	20-10-2
Punts/Number-Average	4-35.5	4-51.3
Penalties/Number-Yards	2-19	4-30
Fumbles/Number-Lost	0-0	2-0

INDIVIDUAL STATISTICS

RUSHING - Miami: Morris 16-76; Csonka 24-68; Seiple 1-37; Kiick 8-12, 2 TDs.

Pittsburgh: Harris 16-76; Fuqua 8-47; Bradshaw 2-5.

PASSING - Miami: Morrall 11-7-1, 51 yards, 1 TD; Griese 5-3-0, 70 yards, 0 TDs.

Pittsburgh: Bradshaw 10-5-2, 80 yards, 1 TD; Hanratty 10-5-0, 57 yards, 0 TDs.

RECEIVING - Miami: Fleming 5-50; Warfield 2-63; Csonka 1-9, 1 TD; Mandich 1-5; Morris 1-(-6).

Pittsburgh: Young 4-54, 1 TD; Shanklin 2-49; Harris 2-3; McMakin 1-22; Brown 1-9.

INTERCEPTIONS - Miami: Buoniconti 1-6; Kolen 1-5.

Pittsburgh: Edwards 1-28.

SACKS - Miami: Stanfill 1-5; Den Herder 0.5.

Pittsburgh: None.

MISSED FIELD GOALS - Miami: None.

Pittsburgh: Gerela 48(B).

SUPER BOWL VII

MIAMI 14, WASHINGTON 7
January 14, 1973

Memorial Coliseum
Los Angeles, CA

"This is the ultimate," Coach Don Shula said quietly after his unbeaten Dolphins dominated the Washington Redskins, 14-7, to cap a perfect season. It was Shula's first Super Bowl triumph in three tries. A record Super Bowl paid crowd of 90,182 saw the Dolphins surge to a 14-0 halftime lead even as one touchdown was nullified by an offside penalty. Miami intercepted three of Bill Kilmer's passes, and Manny Fernandez scuttled the Redskin running game with 17 tackles. An original Dolphin, Howard Twilley, eluded cornerback Pat Fischer to snare a 28-yard touchdown pass from Bob Griese in the first quarter. Griese's 57-yard TD bomb to Paul Warfield was erased by the penalty, but a 32-yard interception return by linebacker Nick Buoniconti set up the Dolphins' second score. Safety Jake Scott thwarted Kilmer with an end zone interception and 55-yard runback. The Redskins finally scored on a bizarre 49-yard fumble recovery by Mike Bass after a blocked field goal and attempted pass by kicker Garo Yeapremian. Scott was named MVP.

MIAMI	7	7	0	0	-	14
WASHINGTON	0	0	0	7	-	7

M - Twilley, 28 pass from Griese (Yeapremian kick)	6/63	1-14:59
M - Kiick, 1 run (Yeapremian kick)	5/27	2-14:42
W - Bass, 49 fumble recovery (Knight kick)		4-12:53

ATT. - 85,462

	Miami	Washington
First Downs Total-Rush.-Pass.-Pen.	12-7-5-0	16-9-7-0
Total Yards-Plays-Average	253-50-5.1	228-66-3.5

	Miami	Washington
Rushes-Yards-Average	37-184-5.0	36-141-3.9
Net Yards Passing-Times Thrown-Yards Lost	69-2-19	87-2-17
Passes Attempted-Completed-Intercepted	11-8-1	28-14-3
Punts/Number-Average	7-43.0	5-31.2
Penalties/Number-Yards	3-35	3-25
Fumbles/Number-Lost	2-1	1-0

INDIVIDUAL STATISTICS

RUSHING – Miami: Csonka 15-112; Kiick 12-38, 1 TD; Morris 10-34.

Washington: Brown 22-72; Harraway 10-37; Kilmer 2-18; C.Taylor 1-8; Smith 1-6.

PASSING – Miami: Griese 11-8-1, 88 yards, 1 TD.

Washington: Kilmer 28-14-3, 104 yards, 0 TDs.

RECEIVING – Miami: Warfield 3-36; Kiick 2-6; Twilley 1-28, 1 TD; Mandich 1-19; Csonka 1-(-1).

Washington: Jefferson 5-50; Brown 5-26; C.Taylor 2-20; Smith 1-11; Harraway 1-(-3).

INTERCEPTIONS – Miami: Scott 2-63; Buoniconti 1-32.

Washington: Owens 1-0.

SACKS – Miami: Fernandez 1; Stanfill 1.

Washington: Talbert 1; Biggs 1.

MISSED FIELD GOALS – Miami: Yepremian 42(B).

Washington: Knight 32 (WR).

1973 AFC PLAYOFF

MIAMI 34, CINCINNATI 16

December 23, 1973

Orange Bowl

Miami, FL

A defense which had allowed only 15 touchdowns all season kept the Cincinnati Bengals out of the end zone while the Dolphins hammered 241 yards on the ground for a convincing 34-16 victory. Mercury Morris scooted 106 yards on 20 carries and Bob Griese completed 11 of 18 passes, including TDs of 13 yards to Paul Warfield and seven yards to Jim Mandich. Garo Yepremian converted long field goals of 50 and 46 yards in the second half to widen the winning margin. The Dolphins led 21-3 when a lapse just before halftime gave life to the Bengals. Safety Neal Craig intercepted Griese and returned it 45 yards for a score, and Horst Muhlmann booted field goals of 46 and 12 yards – the second coming after Morris fumbled a kickoff – to make it 21-16.

CINCINNATI	3	13	0	0	–	16
MIAMI	14	7	10	3	–	34

M	–	Warfield, 13 pass from Griese (Yepremian kick)	10/80	1- 5:23
C	–	FG Muhlmann 24	10/55	1- 9:22
M	–	Csonka, 1 run (Yepremian kick)	12/80	1-14:39
M	–	Morris, 4 run (Yepremian kick)	7/75	2- 7:23
C	–	Craig, 45 interception return (Muhlmann kick)		2-11:34
C	–	FG Muhlmann 46	6/29	2-14:52
C	–	FG Muhlmann 12	1/0	2-14:56
M	–	Mandich, 7 pass from Griese (Yepremian kick)	7/72	3- 5:18
M	–	FG Yepremian 50	7/16	3-10:12
M	–	FG Yepremian 46	8/32	4- 3:40

ATT. – 75,770

	Cincinnati	Miami
First Downs Total-Rush.-Pass.-Pen.	11-5-6-0	27-18-9-0
Total Yards-Plays-Average	194-50-3.9	400-71-5.6
Rushes-Yards-Average	20-97-4.9	52-241-4.6
Net Yards Passing-Times Thrown-Yards Lost	97-3-16	159-0-0
Passes Attempted-Completed-Intercepted	27-14-1	19-11-2
Punts/Number-Average	7-36.3	2-49.0
Penalties/Number-Yards	2-19	1-5
Fumbles/Number-Lost	0-0	2-1

INDIVIDUAL STATISTICS

RUSHING – Miami: Morris 20-106, 1 TD; Csonka 20-71, 1 TD; Kiick 10-51; Leigh 1-8; Nottingham 1-5.

Cincinnati: Clark 7-40; Anderson 3-26; Johnson 2-17; Elliot 7-15; Curtis 1-(-1).

PASSING – Miami: Griese 18-11-1, 159 yards, 2 TDs; Briscoe 1-0-1, 0 yards, 0 TDs.

Cincinnati: Anderson 27-14-1, 113 yards, 0 TDs.

RECEIVING – Miami: Warfield 4-95, 1 TD; Mandich 3-28, 1 TD; Kiick 3-19; Briscoe 1-17.

Cincinnati: Elliott 9-53; Joiner 2-33; Clark 2-18; Curtis 1-9.

INTERCEPTIONS – Miami: Anderson 1-19.

Cincinnati: Craig 1-45, 1 TD; Casanova 1-0.

SACKS – Miami: Matheson 2; Stanfill 1.

Cincinnati: None.

MISSED FIELD GOALS – Miami: None.

Cincinnati: None.

1973 AFC CHAMPIONSHIP

MIAMI 27, OAKLAND 10
December 30, 1973

Orange Bowl
Miami, FL

A relentless running attack with Larry Csonka and Mercury Morris accounting for 203 of the 266 yards powered the Dolphins to a 27-10 triumph over the Oakland Raiders for a third straight American Conference title. Csonka, a 237-pound battering ram who had his third consecutive 1,000-yard season, scored three touchdowns with his 117 yards on 29 carries. The Dolphins covered 64 and 63 yards exclusively on the ground for a 14-0 halftime lead. Then as the Raiders battled within 17-10, Bob Griese directed ground assaults of 63 yards, culminating in a field goal, and 40 yards, ending in Csonka's third TD. Defensively, safety Dick Anderson forced a fourth-down fumble by Marv Hubbard at midfield, and the Dolphins took possession with a 20-10 lead and six minutes to play. Oakland had stopped Miami's 18-game winning streak, 12-7, three months earlier.

OAKLAND	0	0	10	0	-	10
MIAMI	7	7	3	10	-	27

M - Csonka, 11 run (Yepremian kick)	8/64	1- 5:13
M - Csonka, 2 run (Yepremian kick)	15/63	2-14:43
O - FG Blanda 21	11/63	3- 5:11
M - FG Yepremian 42	3/8	3- 7:33
O - Siani, 25 pass from Stabler (Blanda kick)	10/79	3-12:22
M - FG Yepremian 26	11/63	4- 5:18
M - Csonka, 2 run (Yepremian kick)	10/42	4-13:11

ATT. - 75,105

	Oakland	Miami
First Downs Total-Rush.-Pass.-Pen.	15-4-9-2	21-18-2-1
Total Yards-Plays-Average	236-49-4.8	292-60-4.9
Rushes-Yards-Average	26-107-4.1	53-266-5.0
Net Yards Passing-Times Thrown-Yards Lost	129-0-0	26-1-8
Passes Attempted-Completed-Intercepted	23-15-1	6-3-1
Punts/Number-Average	2-51.0	1-39.0
Penalties/Number-Yards	3-35	3-26
Fumbles/Number-Lost	1-0	1-0

INDIVIDUAL STATISTICS

RUSHING - Miami: Csonka 29-117, 3 TDs; Morris 14-86; Griese 3-39; Kiick 6-12; Nottingham 1-12.

Oakland: Hubbard 10-54; C. Smith 10-35; Davis 4-15; Banaszak 2-3.

PASSING - Miami: Griese 6-3-1, 34 yards, 0 TDs.

Oakland: Stabler 23-15-1, 129 yards, 1 TD.

RECEIVING - Miami: Warfield 1-27; Briscoe 1-6; Kiick 1-1.

Oakland: C. Smith 5-43; Siani 3-45, 1 TD; Biletnikoff 2-15; Hubbard 2-11; Moore 2-9; Davis 1-6.

INTERCEPTIONS - Miami: Matheson 1-29.

Oakland: Brown 1-0.

SACKS - Miami: None.

Oakland: Sistrunk 1.

MISSED FIELD GOALS - Miami: None.

Oakland: Blanda 41(WL).

SUPER BOWL VIII

MIAMI 24, MINNESOTA 7
January 13, 1974

Rice Stadium
Houston, TX

Winning for the 32nd time in 34 games, the Dolphins repeated as Super Bowl champions and proved themselves "Best Ever" with a 24-7 rout of the Minnesota Vikings at Rice Stadium. There was no doubt from the beginning. The Dolphins swept 62 yards in 10 plays with the opening kickoff, scoring on Larry Csonka's five-yard smash. Minnesota punted, and the onslaught resumed with a 56-yard, 10-play Dolphin drive capped by Jim Kiick's one-yard plunge. It was 17-0 before the Vikings crossed their 40, and a fourth-down fumble by Minnesota's Oscar Reed was recovered by safety Jake Scott at the Dolphin six-yard line. A brilliant, diving catch by Paul Warfield netted 27 yards on a third-quarter TD drive that hiked the score to 24-0. Csonka finished with his best-ever total of 145 yards on 33 carries. The Dolphins rushed for 703 yards and outscored opponents 85-33 in the three-game playoff blitz. Csonka's yardage was a Super Bowl record and he was named MVP.

MINNESOTA	0	0	0	7	-	7
MIAMI	14	3	7	0	-	24

MI - Csonka, 5 run (Yepremian kick)	10/62	1- 9:33
MI - Kiick, 1 run (Yepremian kick)	10/56	1-13:38
MI - FG Yepremian 28	7/44	2- 8:58
MI - Csonka, 2 run (Yepremian kick)	7/43	3- 6:16
MN - Tarkenton, 4 run (Cox kick)	10/57	4- 1:35

ATT. - 68,142

	Minnesota	Miami
First Downs Total-Rush.-Pass.-Pen.	14-5-8-1	21-13-4-4
Total Yards-Plays-Average	238-54-4.4	259-61-4.2
Rushes-Yards-Average	24-72-3.0	53-196-3.7
Net Yards Passing-Times Thrown-Yards Lost	166-2-16	63-1-10
Passes Attempted-Completed-Intercepted	28-18-1	7-6-0
Punts/Number-Average	5-42.2	3-39.6
Penalties/Number-Yards	7-65	1-4
Fumbles/Number-Lost	2-1	0

INDIVIDUAL STATISTICS

RUSHING - Miami: Csonka 33-145, 2 TDs; Morris 11-34; Kiick 7-10, 1 TD; Griese 2-7.

Minnesota: Reed 11-32; Foreman 7-18; Tarkenton 4-17, 1 TD; Marinaro 1-3; B. Brown 1-2.

PASSING - Miami: Griese 7-6-0, 73 yards, 0 TDs.

Minnesota: Tarkenton 28-18-1, 182 yards, 0 TDs.

RECEIVING - Miami: Warfield 2-33; Mandich 2-21; Briscoe 2-19.

Minnesota: Foreman 5-27; Gilliam 4-44; Voight 3-46; Marinaro 2-39; B. Brown 1-9; Kingsriter 1-9; Lash 1-9; Reed 1-(-1).

INTERCEPTIONS - Miami: Johnson 1-10.

Minnesota: None.

SACKS - Miami: Fernandez 1; Den Herder 1.

Minnesota: Paige 1.

MISSED FIELD GOALS - Miami: None.

Minnesota: None.

1974 AFC PLAYOFF

OAKLAND 28, MIAMI 26
December 21, 1974

Oakland-Alameda County Coliseum
Oakland, CA

Oakland quarterback Ken Stabler, falling in the clutches of Vern Den Herder, unloaded a wobbly eight-yard pass that Clarence Davis wrestled from three defenders in the end zone, and the Raiders scored a stunning 28-26 victory over the defending champion Dolphins. Stabler, who had spent the last of his timeouts, appeared to have thrown an interception. But running back Davis clutched the football when bodies were untangled with 26 seconds remaining. It was the fourth TD pass for lefthander Stabler and his second "freak" score. Four minutes earlier Cliff Branch fell while catching a pass at the Dolphin 27, but defender Henry Stuckey also slipped, and Branch got up and escaped for a 72-yard TD. The Dolphins, trailing by two points, went ahead with 2:08 remaining as rookie Benny Malone broke two tackles on a 23-yard touchdown run along the sideline.

MIAMI	7	3	6	10	-	26
OAKLAND	0	7	7	14	-	28

M - N. Moore, 89 kickoff return (Yepremian kick)		1- 0:15
O - C. Smith, 31 pass from Stabler (Blanda kick)	7/78	2- 7:21
M - FG Yepremian 3	11/47	2-13:59
O - Biletnikoff, 13 pass from Stabler (Blanda kick)	9/60	3- 6:55
M - Warfield, 16 pass from Griese (kick failed)	5/65	3- 8:22
M - FG Yepremian 46	8/53	4- 3:10
O - Branch, 72 pass from Stabler (Blanda kick)	2/83	4-10:23
M - Malone, 23 run (Yepremian kick)	4/68	4-12:52
O - Davis, 8 pass from Stabler (Blanda kick)	8/68	4-14:34

ATT. - 52,817

	Miami	Oakland
First Downs/Total-Rush.-Pass.-Pen.	18-10-6-2	19-8-11-0
Total Yards-Plays-Average	294-57-5.2	411-64-6.4
Rushes-Yards-Average	41-213-5.2	32-135-4.2
Net Yards Passing-Times Thrown-Yards Lost	81-2-20	276-2-17
Passes Attempted-Completed-Intercepted	14-7-1	30-20-1
Punts/Number-Average	6-33.2	7-42.7
Penalties/Number-Yards	3-15	3-59
Fumbles/Number-Lost	0-0	0-0

INDIVIDUAL STATISTICS

RUSHING - Miami: Csonka 24-114; Malone 14-83, 1 TD; Griese 2-14; Kiick 1-2.

Oakland: Davis 12-59; Hubbard 14-55; Banaszak 3-14; Stabler 3-7.
PASSING – Miami: Griese 14-7-1, 101 yards, 1 TD.
 Oakland: Stabler 30-20-1, 293 yards, 4 TDs.
RECEIVING – Miami: Warfield 3-47, 1 TD; N. Moore 2-40; Nottingham 1-9; Kiick 1-5.
 Oakland: Biletnikoff 8-122, 1 TD; Branch 3-84, 1 TD; Moore 3-22; C. Smith 2-35, 1 TD; C. Davis 2-16, 1 TD; Hubbard 1-9; Pitts 1-5.
INTERCEPTIONS – Miami: Anderson 1-14.
 Oakland: Villapiano 1-5.
SACKS – Miami: Den Herder 1; Fernandez 1.
 Oakland: Sistrunk 1; Jones 1.
MISSED FIELD GOALS – Miami: None.
 Oakland: None.

1978 AFC WILD-CARD PLAYOFF

HOUSTON 17, MIAMI 9
December 24, 1978

Orange Bowl
Miami, FL

The Houston Oilers amassed a 455-209 margin in total yardage, and aided by five Dolphin turnovers, gained a 17-9 victory in a battle of AFC wild-card entries at the Orange Bowl. Toni Fritsch kicked a 35-yard field goal with 7:25 remaining to snap a 7-7 tie that existed since the first quarter. An interception by linebacker Greg Bingham led to a clinching 50-yard touchdown drive capped by Earl Campbell's one-yard dive with 1:55 to go. Campbell, the NFL rushing leader with 1,450 yards as a rookie, had been checked for only 16 yards on 13 carries in the first half. Dolphin quarterback Bob Griese, playing with very sore ribs, connected with tight end Andre Tillman for a 13-yard TD after Earnie Rhone had recovered a fumbled punt at the Houston 21. But Griese completed only 13 of 28 passes. Twice the Dolphins lost the ball inside the Oiler 10-yard line when the game was tied. Houston's Dan Pastorini wore a flak jacket to protect three broken ribs, and he passed for 261 of his 306-yard total in the first half.

HOUSTON	7	0	0	10	-	17
MIAMI	7	0	0	2	-	9

M – Tillman, 13 pass from Griese (Yepremian kick)	2/21	1- 9:58
H – Wilson, 13 pass from Pastorini (Fritsch kick)	10/71	1-14:57
H – FG Fritsch 35	10/53	4- 7:35
H – Campbell, 1 run (Fritsch kick)	10/50	4-13:05
M – Safety, Pastorini runs out of end zone		4-14:49

ATT. – 70,036

	Houston	Miami
First Downs/Total-Rush.-Pass.-Pen.	23-9-14-0	14-6-7-1
Total Yards-Plays-Average	455-77-5.9	209-57-3.7
Rushes-Yards-Average	45-165-3.7	25-91-3.6
Net Yards Passing-Times Thrown-Yards Lost	290-2-16	118-2-19
Passes Attempted-completed-Intercepted	30-20-0	30-12-3
Punts/Number-Average	5-44.0	5-48.6
Penalties/Number-Yards	5-37	1-5
Fumbles/Number-Lost	3-1	2-2

INDIVIDUAL STATISTICS

RUSHING – Miami: L. Harris 9-43; Williams 13-41; N. Moore 1-7; Bulaich 2-0.
 Houston: Campbell 26-84, 1 TD; Wilson 14-76; Poole 1-12; Coleman 1-2; Pastorini 3-(-9).
PASSING – Miami: Griese 28-11-2, 114 yards, 1 TD; Strock 2-1-1, 23 yards, 0 TDs.
 Houston: Pastorini 29-20-0, 306 yards, 1 TD; Barber 1-0-0, 0 yards, 0 TDs.
RECEIVING – Miami: D. Harris 4-42; N. Moore 2-28; Tillman 2-24, 1 TD; Bulaich 2-14; L. Harris 1-21; Williams 1-8.
 Houston: Burrough 6-103; Wilson 5-40, 1 TD; Barber 4-112; Woods 2-22; Campbell 1-13; Caster 1-11; Coleman 1-5.
INTERCEPTIONS – Miami: None.
 Houston: Bingham 1-4, Reinhardt 1-0, Sternick 1-0.
SACKS – Miami: Bokamper 2.
 Houston: Washington 1; Bethea 1.
MISSED FIELD GOALS – Miami: Yepremian 38(WL).
 Houston: Fritsch 28(B).

1979 AFC PLAYOFF

PITTSBURGH 34, MIAMI 14
December 30, 1979

Three Rivers Stadium
Pittsburgh, PA

Launching a drive to their fourth Super Bowl title in six years, the Pittsburgh Steelers scored touchdowns on their first three possessions and coasted to a 34-14 victory at Three Rivers Stadium.

Miami managed only 25 yards rushing against the Steel Curtain and was stopped twice in the second quarter after achieving a first down inside the Steeler 10-yard line. The Dolphins got as close as 20-7 with a seven-yard TD pass from Bob Griese to Duriel Harris in the third period, but Pittsburgh responded with a 69-yard TD drive. The Steelers marched 62, 62 and 56 yards for their first-quarter scores when quarterback Terry Bradshaw completed 8 of 10 passes, including touchdowns to John Stallworth and Lynn Swann, who was standing alone in the end zone. Don Strock directed a 13-play, 76-yard TD drive after relieving Griese in the fourth quarter

MIAMI	0	0	7	7	-	14
PITTSBURGH	20	0	7	7	-	34

P - Thornton, 1 run (Bahr kick)	13/62	1- 7:02
P - Stallworth, 17 pass from Bradshaw (kick blocked)	9/62	1-11:03
P - Swann, 20 pass from Bradshaw (Bahr kick)	6/56	1-14:09
M - Harris, 7 pass from Griese (von Schamann kick)	2/11	3- 3:55
P - Bleier, 1 run (Bahr kick)	12/69	3- 8:58
P - Harris, 5 run (Bahr kick)	9/43	4- 5:56
M - Csonka, 1 run (von Schamann kick)	13/76	4-11:53

ATT. - 50,214

	Miami	Pittsburgh
First Downs Total-Rush.-Pass.-Pen.	16-2-11-3	27-14-12-1
Total Yards-Plays-Average	249-65-3.8	379-72-5.3
Rushes-Yards-Average	22-25-1.1	40-159-3.9
Net Yards Passing-Times Thrown-Yards Lost	224-3-19	220-1-10
Passes Attempted-Completed-Intercepted	40-22-2	31-21-0
Punts/Number-Average	4-36.3	2-29.5
Penalties Number-Yards	4-35	8-41
Fumbles/Number-Lost	0-0	3-3

INDIVIDUAL STATISTICS

RUSHING - Miami: Csonka 10-20, 1 TD; Davis 2-12; Griese 1-1; Williams 8-1; Roberts 1-(-9).
Pittsburgh: Harris 21-83, 1 TD; Thornton 12-52, 1 TD; Hawthorne 2-15; Bleier 4-13, 1 TD; Anderson 1-(-4).

PASSING - Miami: Griese 26-14-1, 118 yards, 1 TD; Strock 14-8-1, 125 yards, 0 TDs.
Pittsburgh: Bradshaw 31-21-0, 230 yards, 2 TDs.

RECEIVING - Miami: Williams 6-26; Moore 5-93; Harris 3-61, 1 TD; Nathan 3-27; Davis 2-24; Hardy 2-12; Torrey 1-0.

Pittsburgh: Stallworth 6-86, 1 TD; Harris 5-32; Smith 4-41; Swann 3-37, 1 TD; Thornton 3-34.

INTERCEPTIONS - Miami: None.

Pittsburgh: Winston 1-3; Woodruff 1-0.

SACKS - Miami: Barisich 0.5; Den Herder 0.5.

Pittsburgh: Dunn 1.5; Greene 1; Lambert 0.5.

MISSED FIELD GOALS - Miami: None.

Pittsburgh: None.

1981 AFC PLAYOFF

SAN DIEGO 41, MIAMI 38 (OT)
January 2, 1982

Orange Bowl
Miami, FL

A record-setting showcase of the passing game resulted in NFL playoff marks for most points (79), most total yards (1,036) and most drama as the San Diego Chargers outlasted the Dolphins 41-38 in overtime. "The Miracle That Died" was the Miami Herald headline after the Dolphins rallied behind reserve quarterback Don Strock to overcome a 24-point deficit. The Pro Football Hall of Fame voted the contest as the "NFL's Game of the '80s." Strock completed 29 of 43 passes for 403 yards and four touchdowns, spurring the Dolphins to a 38-31 lead. A 12-yard sweep by Tony Nathan on the first play of the fourth quarter put the Dolphins on top. But Charger quarterback Dan Fouts, who passed for an NFL record 4,802 yards during the season, led an 82-yard drive capped by a 9-yard pass to James Brooks to tie the game with 58 seconds remaining. Five players had more than 100 yards in receptions, topped by Charger tight end Kellen Winslow with 13 catches for 166 yards. Fouts, who finished with 433 yards on 33 of 53 marksmanship, hooked up with Charlie Joiner for 39 yards to the Dolphin 10-yard line. Rolf Benirschke then kicked a 29-yard field goal to end the struggle after 13:52 of overtime. Benirschke had missed a 27-yard attempt eight minutes earlier, and Miami's Uwe von Schamann had two attempts blocked - a 43-yarder on the last play of regulation and a 35-yarder after 11:27 of overtime. It was the first game in NFL history in which two quarterbacks passed for more than 400 yards.

SAN DIEGO	24	0	7	7	3	-	41
MIAMI	0	17	14	7	0	-	38

SD - FG Benirschke 32	9/64	1- 5:11
SD - Chandler, 56 punt return (Benirschke kick)		1- 7:36
SD - Muncie, 1 run (Benirschke kick)	7/29	1-11:02
SD - Brooks, 8 pass from Fouts (Benirschke kick)	3/11	1-13:29
M - FG von Schamann 34	10/63	2- 6:29
M - Rose, 1 pass from Strock (von Schamann kick)	7/39	2-12:15
M - Nathan, 25 run after lateral from Harris who caught 15 pass from Strock (von Schamann kick)	4/63	2-15:00
M - Rose, 15 pass from Strock (von Schamann kick)	8/74	3- 4:10
SD - Winslow, 25 pass from Fouts (Benirschke kick)	6/60	3-10:45
M - Hardy, 50 pass from Strock (von Schamann kick)	6/83	3-13:32
M - Nathan, 12 run (von Schamann kick)	2/15	4- 0:07
SD - Brooks, 9 pass from Fouts (Benirschke kick)	10/82	4-14:02
SD - FG Benirschke 29	6/74	OT-13:52

ATT. - 73,735

	San Diego	Miami
First Downs Total-Rush.-Pass.-Pen.	34-10-21-3	25-3-21-1
Total Yards-Plays-Average	564-85-6.6	472-79-6.0
Rushes-Yards-Average	29-149-5.1	28-78-2.8
Net Yards Passing-Times Thrown-Yards Lost	415-2-18	394-3-29
Passes Attempted-Completed-Intercepted	54-33-1	48-31-2
Punts/Number-Average	4-40.3	5-42.0
Penalties/Number-Yards	9-55	7-50
Fumbles/Number-Lost	3-3	2-1

INDIVIDUAL STATISTICS

RUSHING - Miami: Nathan 14-48, 1 TD; Woodley 1-10; Hill 3-8; Vigorito 1-6; Franklin 9-6.

San Diego: Muncie 24-120, 1 TD; Brooks 3-19; Fouts 2-10.

PASSING - Miami: Strock 43-29-1, 403 yards, 4 TDs; Woodley 5-2-1, 20 yards, 0 TDs.

San Diego: Fouts 53-33-1, 433 yards, 3 TDs; Muncie 1-0-0, 0 yards, 0 TDs.

RECEIVING - Miami: Nathan 9-114, 1 TD; Harris 6-106; Hardy 5-89, 1 TD; Rose 4-37, 2 TDs; Cefalo 3-62; Vigorito 2-12; Hill 2-3.

San Diego: Winslow 13-166, 1 TD; Joiner 7-108; Chandler 6-106; Brooks 4-31, 2 TDs; Muncie 2-5; Scales 1-17.

INTERCEPTIONS - Miami: L. Blackwood 1-8.

San Diego: Edwards 1-35; Buchanan 1-0.

SACKS - Miami: Bokamper 2.

San Diego: Johnson 2; Jones 1.

MISSED FIELD GOALS - Miami: von Schamann 43(S), 34(B).

San Diego: Benirschke 55(WR), 27(WL).

1982 AFC PLAYOFF (first round)

MIAMI 28, NEW ENGLAND 13
January 8, 1983

Orange Bowl
Miami, FL

For the first time in nine years, the Miami Dolphins won a playoff game, defeating the New England Patriots 28-13. Dolphin QB David Woodley had one of his finest games, completing 16 of 19 passes for 246 yards and two TDs. He was a perfect 8-8 in the second half. The Dolphins had not experienced a playoff win since January 13, 1974, when they downed Minnesota in Super Bowl VIII. The Dolphins took command in the second quarter, putting together back-to-back TD drives of 76 and 79 yards that turned a 3-0 deficit into a 14-3 halftime advantage. The four Miami TDs came on a pair of two-yard passes from David Woodley to tight end Bruce Hardy, a one-yard run by Andra Franklin and Woody Bennett's two-yard burst up the middle. Franklin finished with 112 yards on 26 carries, but lost the ball three times on fumbles. Two of those fumbles resulted in John Smith field goals of 23 and 42 yards for New England.

NEW ENGLAND	0	3	3	7	-	13
MIAMI	0	14	7	7	-	28

NE - FG Smith 23	8/24	2- 3:07
M - Hardy, 2 pass from Woodley (von Schamann kick)	9/76	2- 8:24
M - Franklin, 1 run (von Schamann kick)	9/79	2-12:52
NE - FG Smith 42	8/38	3- 7:56
M - Bennett, 2 run (von Schamann kick)	11/74	3-13:59
M - Hardy, 2 pass from Woodley (von Schamann kick)	8/62	4- 6:05
NE - Hasselbeck, 22 pass from Grogan (Smith kick)	6/80	4- 9:38

ATT. - 68,842

	New England	Miami
First Downs/Total-Rush.-Pass.-Pen.	14-6-8-0	27-12-14-1

	New England	Miami
Total Yards-Plays-Average	237-52-4.6	448-66-6.8
Rushes-Yards-Average	18-77-4.3	45-214-4.8
Net Yards Passing-Times Thrown-Yards Lost	160-4-29	234-2-12
Passes Attempted-Completed-Intercepted	30-16-2	19-16-0
Punts/Number-Average	5-43.6	1-51.0
Penalties/Number-Yards	4-27	2-15
Fumbles/Number-Lost	1-1	3-3

INDIVIDUAL STATISTICS

RUSHING – Miami: Franklin 26-112, 1 TD; Nathan 12-71; Woodley 1-16; Bennett 5-10, 1 TD; Vigorito 1-5.
New England: van Eeghen 9-40; Collins 7-35; Tatupu 1-4; Morgan 1-(-2).

PASSING – Miami: Woodley 19-16-0, 246 yards, 2 TDs.

New England: Grogan 30-16-2, 189 yards, 1 TD.

RECEIVING – Miami: Nathan 5-68; Hardy 3-23, 2 TDs; Rose 2-47; Vigorito 2-40; Cefalo 2-27; Harris 1-36; Diana 1-5.

New England: Hasselbeck 7-87, 1 TD; Dawson 4-49; Collins 1-17; Toler 1-16; Brown 1-8; Johnson 1-7; van Eeghen 1-5.

INTERCEPTIONS – Miami: McNeal 1-16; Small 1-0.

New England: None.

SACKS – Miami: Rhone 1, Bokamper 1; Baumhower 1; Duhe 1.

New England: Owens 2.

MISSED FIELD GOALS – Miami: von Schamann 52(WR).

New England: None.

1982 AFC PLAYOFF (second round)

MIAMI 34, SAN DIEGO 13

January 16, 1983

Orange Bowl

Miami, FL

The Dolphins choked off the famed Charger offense and won 34-13. The Dolphin defense stopped the San Diego offense, holding it to a total of 247 yards – 203 yards below its league-leading average - while holding the Chargers scoreless in the second half. Dolphin defenders intercepted QB Dan Fouts five times, sacked him three times and held the Chargers to 15 completions for 191 yards – their lowest output since a January, 1982, playoff game in the ice at Cincinnati. The Dolphin offense kept Fouts and Company on the sideline by utilizing ball control that produced 80 plays to San Diego's 54 and an overwhelming time of possession advantage; the Dolphins had the ball for 40:46 to the Chargers' 19:14. Dolphin QB David Woodley guided his team to a 214-yard ground attack while connecting on 17-22 passes for 195 yards and two TDs. Woodley opened the scoring with a three-yard pass to Nat Moore in the first quarter and made it 14-0 by directing Miami 89 yards on 13 plays. Charger kickoff returner Hank Bauer fumbled a kickoff which was recovered by Uwe von Schamann at the Charger 23-yard line. Seven plays later, Woodley hit tight end Ronnie Lee on a six-yard look-in pass for the score. On the next kickoff, Dolphin rookie Rich Diana recovered a fumble by the Chargers' James Brooks, but this time Miami had to settle for a 29-yard von Schamann field goal. The Chargers scored two late TDs, one on a 28-yard pass from Fouts to Charlie Joiner and the other on Chuck Muncie's one-yard dive that ended the San Diego scoring. Von Schamann added a second field goal shortly before the end of the first half and Woodley scored on a seven-yard QB draw early in the fourth quarter.

SAN DIEGO	0	13	0	0	-	13
MIAMI	7	20	0	7	-	34

M – Moore, 3 pass from Woodley (von Schamann kick)	5/26	1- 6:52
M – Franklin, 3 run (von Schamann kick)	13/89	2- 1:28
M – Lee, 6 pass from Woodley (von Schamann kick)	7/23	2- 4:31
M – FG von Schamann 24	7/30	2- 7:15
SD – Joiner, 28 pass from Fouts (kick failed)	3/28	2-11:14
M – FG von Schamann 23	7/70	2-13:55
SD – Muncie, 1 run (Benirschke kick)	5/76	2-14:38
M – Woodley, 7 run (von Schamann kick)	8/62	4- 0:42

ATT. – 71,383

	San Diego	Miami
First Downs/Total-Rush.-Pass.-Pen.	17-5-9-3	29-15-11-3
Total Yards-Plays-Average	247-54-4.6	413-80-5.2
Rushes-Yards-Average	17-79-4.6	56-214-3.8
Net Yards Passing-Times Thrown-Yards Lost	168-3-23	199-1-16
Passes Attempted-Completed-Intercepted	34-15-5	23-18-1
Punts/Number-Average	4-41.3	3-40.3
Penalties/Number-Yards	7-62	6-70
Fumbles/Number-Lost	3-2	2-1

INDIVIDUAL STATISTICS

RUSHING – Miami: Franklin 23-96, 1 TD; Nathan 19-83; Woodley 3-14, 1 TD; Bennett 7-14; Orosz 1-11; Vigorito 1-2; Jensen 2-(-6).

San Diego: Muncie 11-62, 1 TD; Brooks 3-9; Fouts 2-3; Capelletti 1-5.

PASSING – Miami: Woodley 22-17-1, 195 yards, 2 TDs; Nathan 1-1-0, 20 yards, 0 TDs.

San Diego: Fouts 34-15-5, 191 yards, 1 TD.

RECEIVING – Miami: Nathan 8-55; Hardy 3-45; Cefalo 2-69; Vigorito 2-22; Harris 1-15; Lee 1-6, 1 TD; Moore 1-3, 1 TD.

San Diego: Muncie 6-53; Chandler 2-38; Brooks 2-25; Sievers 2-21; Joiner 1-28, 1 TD; Winslow 1-18; Holohan 1-8.

INTERCEPTIONS – Miami: G. Blackwood 2-19; McNeal 1-20; Small 1-16; L. Blackwood 1-(-1).

San Diego: Fox 1-18.

SACKS – Miami: Duhe 2; Bokamper 1.

San Diego: Ferguson 1.

MISSED FIELD GOALS – Miami: None.

San Diego: None.

1982 AFC CHAMPIONSHIP

MIAMI 14, N.Y. JETS 0
January 23, 1983

Orange Bowl
Miami, FL

For the third time in as many games in 1982, the Miami Dolphins defeated the New York Jets, this time on a rainy, mud-soaked Orange Bowl field. The Dolphins set an AFC Championship Game record by holding the Jets to 139 total yards. A.J. Duhe set an AFC playoff record with three interceptions, including one he returned for a 35-yard TD. The Dolphins set an NFL record by being the first team to have defeated the same team three times in a season – two times during the regular season and once in a playoff game. On nine occasions since the AFL-NFL merger, teams had met three times in a season – but no team had won all three games. Before a crowd of 67,396, the Dolphins' Woody Bennett rumbled seven yards up the middle to score the only points the Dolphins would need. That came in the third quarter after the teams had trudged through a scoreless first half on the soggy Prescription Athletic Turf.

N.Y. JETS	0	0	0	0	-	0
MIAMI	0	0	7	7	-	14

M – Bennett, 7 run (von Schamann kick) 7/48 3- 2:05
M – Duhe, 35 interception return (von Schamann kick) 4- 2:08

ATT. – 67,396

	N.Y. Jets	Miami
First Downs Total-Rush.-Pass.-Pen.	10-2-6-2	13-7-5-1
Total Yards-Plays-Average	139-65-2.1	198-66-3.0
Rushes-Yards-Average	24-62-2.6	41-138-3.4
Net Yards Passing-Times Thrown-Yards Lost	77-4-26	60-4-27
Passes Attempted-Completed-Intercepted	37-15-5	21-9-3
Punts/Number-Average	10-35-7	10-33.3
Penalties/Number-Yards	6-42	3-15
Fumbles/Number-Lost	1-0	3-1

INDIVIDUAL STATISTICS

RUSHING – Miami: Woodley 8-46; Franklin 13-44; Nathan 7-24; Bennett 13-24, 1 TD.

N.Y. Jets: McNeil 17-46; Todd 4-10; Augustyniak 2-5; Dierking 1-1.

PASSING – Miami: Woodley 21-9-3, 87 yards, 0 TDs.

N.Y. Jets: Todd 37-15-5, 103 yards, 0 TDs.

RECEIVING – Miami: Vigorito 3-29; Harris 2-28; Nathan 2-4; Rose 1-20; Lee 1-6.

N.Y. Jets: Harper 4-14; Jones 3-35; Barkum 2-20; Augustyniak 2-12; McNeil 1-9; Gaffney 1-7; Dierking 1-6; Walker 1-0.

INTERCEPTIONS – Miami: Duhe 3-36, 1 TD; Small 1-8; G. Blackwood 1-4.

N.Y. Jets: Schroy 2-1; Buttle 1-0.

SACKS – Miami: Bokamper 2, Brudzinski 1, Baumhower 1.

N.Y. Jets: Gastineau 2, Lyons 1, Neil 1.

MISSED FIELD GOALS – Miami: None.

N.Y. Jets: None.

SUPER BOWL XVII

WASHINGTON 27, MIAMI 17
January 30, 1983

Rose Bowl
Pasadena, CA

The Washington Redskins, behind the power running of John Riggins, came from behind to win Super Bowl XVII in the famed Rose Bowl, beating Miami 27-17. Before the second-largest crowd for

a Super Bowl – 103,667 fans – the Redskins took the lead for the first time with a little more than 10 minutes left on the clock. The game was marked by a Super Bowl record performance by Fulton Walker, who returned four kickoffs 190 yards, including a 98-yard TD that gave Miami a 17-10 halftime lead. It was the first kickoff returned for a TD in Super Bowl history and the longest kickoff return in playoff history. Riggins ran up 166 yards on 38 carries, both Super Bowl records. On a short-yardage play – fourth-and-one from the Redskin 43 with 10:01 to play – Riggins broke a tackle and scored on a 43-yard run. Riggins accounted for 181 total yards, five more yards than the entire Miami offense could manage in the game. In the first quarter, Miami jumped to a quick lead with a 76-yard David Woodley to Jimmy Cefalo pass for a TD.

MIAMI	7	10	0	0	–	17
WASHINGTON	0	10	3	14	–	27

M – Cefalo, 76 pass from Woodley (von Schamann kick)	2/80	1- 6:49
W – FG Moseley 31	7/32	2- 0:21
M – FG von Schamann 20	13/50	2- 9 :00
W – Garrett, 4 pass from Theismann (Moseley kick)	11/80	2-13:09
M – Walker, 98 kickoff return (von Schamann kick)		2-13:22
W – FG Moseley 20	6/61	3- 6:51
W – Riggins, 43 run (Moseley kick)	4/52	4- 4:59
W – Brown, 6 pass from Theismann (Moseley kick)	12/41	4-13:05

ATT. – 103,667

	Miami	Washington
First Downs Total-Rush.-Pass.-Pen.	9-7-2-0	24-14-9-1
Total Yards-Plays-Average	176-47-3.7	400-78-5.1
Rushes-Yards-Average	29-96-3.3	52-276-5.3
Net Yards Passing-Times Thrown-Yards Lost	80-1-17	124-3-19
Passes Attempted-Completed-Intercepted	17-4-1	23-15-2
Punts/Number-Average	6-37.8	4-42.0
Penalties/Number-Yards	4-55	5-36
Fumbles/Number-Lost	2-1	0-0

INDIVIDUAL STATISTICS

RUSHING – Miami: Franklin 16-49; Nathan 7-26; Woodley 4-16; Vigorito 1-4; Harris 1-1.
Washington: Riggins 38-166, 1 TD; Garrett 1-44; Harmon 9-40; Theismann 3-20; Walker 1-6.
PASSING – Miami: Woodley 14-4-1, 97 yards, 1 TD; Strock 3-0-0, 0 yards, 0 TDs.
Washington: Theismann 23-15-2, 143 yards, 2 TDs.
RECEIVING – Miami: Cefalo 2-82, 1 TD; Harris 2-15.
Washington: Brown 6-60, 1 TD; Warren 5-28; Garrett 2-13, 1 TD; Walker 1-27; Riggins 1-15.
INTERCEPTIONS – Miami: Duhe 1-0; L. Blackwood 1-0.
Washington: Murphy 1-0.
SACKS – Miami: Baumhower 1; Gordon 1; Rhone 1.
Washington: Manley 1.
MISSED FIELD GOALS – Miami: None.
Washington: None.

1983 AFC PLAYOFF

SEATTLE 27, MIAMI 20
December 31, 1983

Orange Bowl
Miami, FL

The Miami Dolphins saw their season end on a sour note as they lost a 27-20 decision to the Seattle Seahawks in the first round of the AFC playoffs. Before 71,032 fans in the Orange Bowl, Dolphin rookie quarterback Dan Marino returned from his December 4 knee injury. On their second possession, the Dolphins launched a 12-play, 80-yard drive ending with a 19-yard TD pass from Marino to tight end Dan Johnson (PAT missed). A 59-yard return by Zachary Dixon on the ensuing kickoff led to a six-yard scoring toss from Seattle's Dave Krieg to Cullen Bryant with the extra point, giving the Seahawks a one point lead. Miami immediately retaliated, using a 17-yard Marino to Mark Duper hook-up to pave the way for a 32-yard circus catch by Duper for the touchdown. Early in the third quarter, a David Overstreet fumble in Seattle territory set the Seahawks up for a 55-yard TD march featuring a 28-yard completion from Krieg to Paul Johns, and culminating in a one-yard run by Curt Warner. Norm Johnson's 27-yard field goal early in the fourth quarter gave Seattle a 17-13 lead. The Dolphins managed to regain the lead at 20-17 following a Gerald Small interception (18-yard return) and Woody Bennett's two-yard run with only 3:43 remaining. However, the lead was shortlived as the Seahawks came right back to score on Warner's short run following a pair of Krieg to Steve Largent completions for a total of 56 yards. Miami s Fulton Walker then fumbled the Seattle kickoff, thus leading to a 37-yard Johnson field goal. Another Walker kickoff fumble iced the game for the Seahawks, who were participating in the playoffs for the first time in their eight-year history.

SEATTLE	0	7	7	13	–	27
MIAMI	0	13	0	7	–	20

M – Johnson, 19 pass from Marino (kick failed)	12/80	2- 2:23
S – C. Bryant, 6 pass from Krieg (N. Johnson kick)	6/38	2- 5:41
M – Duper, 32 pass from Marino (von Schamann kick)	7/74	2- 9:17
S – Warner, 1 run (N. Johnson kick)	8/55	3- 8:34
S – FG N. Johnson 27	9/40	4- 4:18
M – Bennett, 2 run (von Schamann kick)	3/16	4-11:17
S – Warner, 2 run (N. Johnson kick)	5/66	4-13:12
S – FG N. Johnson 37	4/8	4-13:45

ATT. – 71,032

	Seattle	Miami
First Downs Total-Rush.-Pass.-Pen.	21-12-9-0	21-9-11-1
Total Yards-Plays-Average	334-72-4.6	321-56-5.7
Rushes-Yards-Average	42-151-3.6	30-128-4.3
Net Yards Passing-Times Thrown-Yards Lost	183-1-9	193-0-0
Passes Attempted-Completed-Intercepted	29-15-1	26-15-2
Punts/Number-Average	4-38.0	4-35.5
Penalties/Number-Yards	2-15	5-30
Fumbles/Number-Lost	0-0	3-3

INDIVIDUAL STATISTICS

RUSHING – Miami: Overstreet 9-50; Bennett 7-31, 1 TD; Franklin 6-28; Nathan 8-19.

Seattle: Warner 29-113, 2 TDs; C. Bryant 5-22; Hughes 4-21; Krieg 4-(-5).

PASSING – Miami: Marino 25-15-2, 193 yards, 2 TDs; Clayton 1-0-0, 0 yards, 0 TDs.

Seattle: Krieg 28-15-1, 192 yards, 1 TD; Zorn 1-0-0, 0 yards, 0 TDs.

RECEIVING – Miami: Duper 9-117, 1 TD; Johnson 2-29, 1 TD; Moore 2-26; Rose 1-15; Nathan 1-6.

Seattle: Warner 5-38; Johns 4-60; Largent 2-56; Doornink 2-26; C. Bryant 2-12, 1 TD.

INTERCEPTIONS – Miami: Small 1-18.

Seattle: Harris 1-0; Justin 1-0.

SACKS – Miami: Baumhower 1.

Seattle: None.

MISSED FIELD GOALS – Miami: None.

Seattle: N. Johnson 48(B).

1984 AFC PLAYOFF

MIAMI 31, SEATTLE 10
December 29, 1984

Orange Bowl
Miami, FL

The Miami Dolphins, led by quarterback Dan Marino's three touchdown passes and a defense that shut out the opposition in three of four quarters, defeated the Seattle Seahawks 31-10 before 73,469 fans in the Orange Bowl. The Dolphins moved in front on their second possession and stayed there. Running back Tony Nathan keyed the 68-yard drive by gaining 38 yards on four carries, including the touchdown on a 14-yard run. A 26-yard Marino to Mark Clayton completion was the long play of the scoring march. A 32-yard interception return by Seattle's John Harris and a 25-yard pass from Dave Krieg to Steve Largent paved the way for Norm Johnson's 27-yard field goal that cut Miami's lead to 7-3. The Dolphins, however, came right back to score on their next series as a 20-yard reception by Woody Bennett preceded Marino's 34-yard scoring hook-up with Jimmy Cefalo. The Seahawks made it 14-10 at halftime when Largent scored on a 56-yard catch-and-run play. After Miami's defense had stopped Seattle on the Dolphin 24-yard line to open the second half, the Dolphins embarked on a 13-play, 76-yard TD drive that included a Bruce Hardy touchdown catch from three yards out. After the Seahawks' Jeff West managed just a seven-yard punt, Clayton made an acrobatic catch on a tipped ball in the end zone for a 33-yard TD. Miami closed out the scoring on Uwe von Schamann's 37-yard field goal in a drive that featured a 32-yard Marino to Hardy pass.

SEATTLE	0	10	0	0	-	10
MIAMI	7	7	14	3	-	31

M – Nathan, 14 run (von Schamann kick)	8/68	1-10:51
S – FG Johnson 27	7/29	2- 1:24
M – Cefalo, 34 pass from Marino (von Schamann kick)	4/60	2- 4:07
S – Largent, 56 pass from Krieg (Johnson kick)	4/70	2-11:37
M – Hardy, 3 pass from Marino (von Schamann kick)	13/76	3-10:35
M – Clayton, 33 pass from Marino (von Schamann kick)	2/33	3-12:35
M – FG von Schamann 37	8/69	4- 3:32

ATT. – 73,469

	Seattle	Miami
First Downs Total-Rush.-Pass.-Pen.	8-2-6-0	22-8-12-2
Total Yards-Plays-Average	267-55-4.9	405-70-5.8
Rushes-Yards-Average	18-51-2.8	36-143-4.0

	Seattle	Miami
Net Yards Passing-Times Thrown-Yards Lost	216-2-18	262-0-0
Passes Attempted-completed-Intercepted	35-20-0	34-21-2
Punts/Number-Average	7-37.0	3-37.0
Penalties/Number-Yards	4-20	1-5
Fumbles/Number-Lost	1-1	0-0

INDIVIDUAL STATISTICS

RUSHING – Miami: Nathan 18-76, 1 TD; Bennett 11-41; P. Johnson 6-22; Carter 1-4.

Seattle: Doornink 10-35; Hughes 7-14; Krieg 1-2.

PASSING – Miami: Marino 34-21-2, 262 yards, 3 TDs.

Seattle: Krieg 35-20-0, 234 yards, 1 TD.

RECEIVING – Miami: Clayton 5-75, 1 TD; Nathan 4-20; Hardy 3-48, 1 TD; Duper 3-32; Cefalo 2-43, 1 TD; Moore 2-11; Bennett 1-20; Rose 1-13.

Seattle: Largent 6-128, 1 TD; Doornink 6-23; Turner 3-38; Skansi 2-31; Hughes 1-8; C. Young 1-5; Krieg 1-1.

INTERCEPTIONS – Miami: None.

Seattle: Harris 2-45.

SACKS – Miami: Betters 1; Brudzinski 1.

Seattle: None.

MISSED FIELD GOALS – Miami: von Schamann 43(WR), 37(WL).

Seattle: N. Johnson 41(WL).

1984 AFC CHAMPIONSHIP

MIAMI 45, PITTSBURGH 28

January 6, 1985

Orange Bowl

Miami, FL

The Miami Dolphins, led by Dan Marino's 421 yards passing (four touchdowns) and Mark Duper's 148 yards receiving, advanced to Super Bowl XIX by defeating the Pittsburgh Steelers 45-28 in the AFC Championship Game before 76,029 fans in the Orange Bowl. The Dolphins scored on their first offensive series as they moved 67 yards in four plays following a William Judson interception, with the TD coming on a 40-yard pass from Marino to Mark Clayton. Pittsburgh's first score came on Rich Erenberg's seven-yard run that had been set up by Walter Abercrombie's 38 yards gained in the 66-yard march. A 26-yard Uwe von Schamann field goal preceded a 65-yard toss from the Steelers' Mark Malone to John Stallworth that gave Pittsburgh a 14-10 lead. The Dolphins then scored two TDs in the final 2:52 of the first half, the first score coming on a 41-yard reception by Duper. After Lyle Blackwood's interception, Marino hit TE Joe Rose for a 28-yard gain before Tony Nathan gave the Dolphins a 24-14 lead on a two-yard run. Miami then scored on its first three second-half possessions, leading off with Marino's 36-yard scoring strike to Duper. The Steelers closed the gap to 31-21 on Malone's 19-yarder to Stallworth (33-yarder to Louis Lipps in drive). Completions to Duper (41 yards), Nathan (20 yards) and Nat Moore (28 yards) then led to a one-yard TD dive by Woody Bennett. Moore then caught a six-yard touchdown pass before Wayne Capers closed out the scoring with a 29-yard TD reception.

PITTSBURGH	7	7	7	7	-	28
MIAMI	7	17	14	7	-	45

M – Clayton 40 pass from Marino (von Schamann kick)	4/67	1- 7:15
P – Erenberg, 7 run (Anderson kick)	7/66	1-11:30
M – FG von Schamann 26	8/55	2- 5:56
P – Stallworth, 65 pass from Malone (Anderson kick)	3/71	2-12:08
M – Duper, 41 pass from Marino (von Schamann kick)	5/77	2-13:30
M – Nathan, 2 run (von Schamann kick)	5/35	2-14:24
M – Duper, 36 pass from Marino (von Schamann kick)	4/78	3- 1:48
P – Stallworth, 19 pass from Malone (Anderson kick)	9/72	3- 7:05
M – Bennett, 1 run (von Schamann kick)	10/80	3-13:20
M – Moore, 6 pass from Marino (von Schamann kick)	9/66	4- 3:55
P – Capers, 29 pass from Malone (Anderson kick)	5/84	4-14:35

ATT. – 76,029

First Downs/Total-Rush.-Pass.-Pen.

Total Yards-Plays-Average

Rushes-Yards-Average

Net Yards Passing-Times Thrown-Yards Lost

Passes Attempted-Completed-Intercepted

Punts/Number-Average

Penalties/Number-Yards

Fumbles/Number-Lost

Pittsburgh

22-8-14-0

455-68-6.7

32-143-4.5

312-0-0

36-20-3

3-43.7

3-30

2-1

Miami

28-10-18-0

569-71-8.0

38-134-3.5

435-0-0

33-22-1

2-42.5

3-25

1-1

INDIVIDUAL STATISTICS

RUSHING – Miami: Nathan 19-64, 1 TD; P. Johnson 10-39; Bennett 8-33, 1 TD; Strock 1-(-2).

Pittsburgh: Abercrombie 15-68; Pollard 11-48; Erenberg 6-27, 1 TD.
PASSING – Miami: Marino 32-21-1, 421 yards, 4 TDs; Nathan 1-1-0, 14 yards, 0 TDs.
 Pittsburgh: Malone 36-20-3, 312 yards, 3 TDs.
RECEIVING – Miami: Nathan 8-114; Duper 5-148, 2 TDs; Clayton 4-95, 1 TD; Moore 2-34, 1 TD; Hardy 2-16; Rose 1-28.
 Pittsburgh: Erenberg 5-59; Stallworth 4-111, 2 TDs; Lipps 3-45; Sweeney 3-42; Pollard 3-13; Capers 1-29, 1 TD; Abercrombie 1-13.
INTERCEPTIONS – Miami: Judson 1-34; G. Blackwood 1-4; L. Blackwood 1-4.
 Pittsburgh: Shell 1-18.
SACKS – Miami: None.
 Pittsburgh: None.
MISSSED FIELD GOALS – Miami: von Schamann 52(S).
 Pittsburgh: Anderson 53(WR)

SUPER BOWL XIX

SAN FRANCISCO 38, MIAMI 16
January 20, 1985

Stanford Stadium
Palo Alto, CA

The Miami Dolphins, unable to score in the game's final two quarters, dropped a 38-16 decision to the San Francisco 49ers in Super Bowl XIX before 84,059 fans in Stanford Stadium. The Dolphins were outgained in the contest by a 537-314 margin with the 49ers maintaining possession for 37:11. Miami opened the scoring on its first possession as Uwe von Schamann converted a 37-yard field goal (key play – Dan Marino's 25-yard completion to Tony Nathan). San Francisco jumped ahead 7-3 when QB Joe Montana led the Niners on an eight-play, 78-yard drive that culminated in a 33-yard TD toss to Carl Monroe. The Dolphins scored their only touchdown of the game on their next series as two Marino completions to Mark Clayton (18, 13 yards) and a 21-yarder to Dan Johnson paved the way for Johnson's two-yard scoring catch. Touchdown runs of eight and two yards by Roger Craig and Montana's six-yard scamper gave San Francisco a 28-10 lead. Von Schamann then connected on field goals of 31 and 30 yards in the final 12 seconds of the first half to close the Dolphin deficit to 28-16. The 49ers upped their lead on their initial second-half possession on Ray Wersching's 27-yard field goal, before closing out the scoring on Craig's 16-yard scoring reception (key play – 40-yard Montana to Wendell Tyler pass play).

MIAMI	10	6	0	0	–	16
SAN FRANCISCO	7	21	10	0	–	38

M – FG von Schamann 37	7/45	1- 7:36
SF – Monroe, 33 pass from Montana (Wersching kick)	8/78	1-11:48
M – Johnson, 2 pass from Marino (von Schamann kick)	6/70	1-14:15
SF – Craig, 8 pass from Montana (Wersching kick)	4/47	2- 3:26
SF – Montana, 6 run (Wersching kick)	6/55	2- 8:02
SF – Craig, 2 run (Wersching kick)	9/52	2-12:55
M – FG von Schamann 31	12/72	2-14:48
M – FG von Schamann 30	1/0	2-15:00
SF – FG Wersching 27	10/43	3- 4:48
SF – Craig, 16 pass from Montana (Wersching kick)	5/70	3- 8:42

ATT. – 84,059

	Miami	San Francisco
First Downs Total-Rush.-Pass.-Pen.	19-2-17-0	31-16-15-0
Total Yards-Plays-Average	314-63-5.0	537-76-7.1
Rushes-Yards-Average	9-25-2.8	40-211-5.3
Net Yards Passing-Times Thrown-Yards Lost	289-4-29	326-1-5
Passes Attempted-Completed-Intercepted	50-29-2	35-24-0
Punts/Number-Average	6-39.3	3-32.7
Penalties/Number-Yards	1-10	2-10
Fumbles/Number-Lost	1-0	2-2

INDIVIDUAL STATISTICS

RUSHING – Miami: Nathan 5-18; Bennett 3-7; Marino 1-0.
 San Francisco: Tyler 13-65; Montana 5-59, 1 TD; Craig 15-58, 1 TD; Harmon 5-20; Solomon 1-5; Cooper 1-4.
PASSING – Miami: Marino 50-29-2, 318 yards, 1 TD.
 San Francisco: Montana 35-24-0, 331 yards, 3 TDs.
RECEIVING – Miami: Nathan 10-83; Clayton 6-92; Rose 6-73; Johnson 3-28, 1 TD; Moore 2-17; Cefalo 1-14; Duper 1-11.
 San Francisco: Craig 8-82, 2 TDs; Clark 5-72; Francis 5-60; Tyler 4-70; Monroe 1-33, 1 TD; Solomon 1-14.
INTERCEPTIONS – Miami: None.
 San Francisco: Wright 1-0; Williamson 1-0.
SACKS – Miami: Betters 1.
 San Francisco: Board 2; Johnson 1; Tuiaosopo 1.

MISSED FIELD GOALS – Miami: None.
San Francisco: None.

1985 AFC PLAYOFF

MIAMI 24, CLEVELAND 21
January 4, 1986

Orange Bowl
Miami, FL

Most people had not given them much of a chance to win, but the 8-8 Cleveland Browns nearly upset the 12-4 Dolphins in the Orange Bowl. It would take two Ron Davenport touchdowns in the final 17 minutes to send Miami to a 24-21 victory and the AFC Championship Game against New England the following week. Fuad Reveiz put the Dolphins on the board early with a 51-yard field goal on Miami's first drive of the game. But Cleveland came back to score 21 unanswered points, and held a 21-3 advantage midway through the third quarter. Cleveland rookie quarterback Bernie Kosar, who had played two college seasons in the Orange Bowl for the University of Miami, hit Ozzie Newsome with a 16-yard touchdown pass for the Browns first points of the day. Earnest Byner (16-161) ran in from 21 yards out just before the half, and then he broke a 66-yard touchdown jaunt 3:38 into the second half. Just like that, the improbable began to look possible. Dan Marino connected with Nat Moore for a six-yard touchdown pass just over six minutes later and Miami had closed the margin to 21-10. Then it was time for Davenport (6-48) to show his stuff. First, he hit the hole for a 31-yard touchdown run late in the third period and then he closed the scoring and put Miami up for good, going over from one yard out with just 1:57 remaining in the game.

CLEVELAND	7	7	7	0	-	21
MIAMI	3	0	14	7	-	24

M – FG Reveiz 51	5/25	1- 4:26
C – Newsome, 16 pass from Kosar (Bahr kick)	10/82	1-13:36
C – Byner, 21 run (Bahr kick)	8/55	2-14:02
C – Byner, 66 run (Bahr kick)	4/80	3- 3:38
M – N. Moore, 6 pass from Marino (Reveiz kick)	13/74	3- 9:47
M – Davenport, 31 run (Reveiz kick)	5/48	3-13:19
M – Davenport, 1 run (Reveiz kick)	9/73	4-13:03

ATT. – 75,128

	Cleveland	Miami
First Downs Total-Rush.-Pass.-Pen.	17-11-5-1	20-6-13-1
Total Yards-Plays-Average	313-57-5.5	330-64-5.2
Rushes-Yards-Average	37-251-6.8	19-92-4.8
Net Yards Passing-Times Thrown-Yards Lost	62-1-4	238-0-0
Passes Attempted-Completed-Intercepted	19-10-1	45-25-1
Punts/Number-Average	6-37.2	5-41.6
Penalties/Number-Yards	6-49	2-20
Fumbles/Number-Lost	1-0	1-0

INDIVIDUAL STATISTICS

RUSHING – Miami: Davenport 6-48, 2 TDs; Nathan 7-21; Bennett 4-17; Carter 2-6.

Cleveland: Byner 16-161, 2 TDs; Mack 13-56; Dickey 6-28; Kosar 2-6.

PASSING – Miami: Marino 45-25-1, 238 yards, 1 TD.

Cleveland: Kosar 19-10-1, 66 yards, 1 TD.

RECEIVING – Miami: Nathan 10-101; Hardy 5-51; N. Moore 4-29, 1 TD; Johnson 2-17; Rose 1-17;

Clayton 1-15; Bennett 1-6; Carter 1-2.

Cleveland: Byner 4-25; Newsome 2-22, 1 TD; Holt 2-2; Cl. Weathers 1-12; Fontenot 1-5.

INTERCEPTIONS – Miami: Lankford 1-2.

Cleveland: Rogers 1-45.

SACKS – Miami: Moore 1.

Cleveland: None.

MISSED FIELD GOALS – Miami: Reveiz 47(S).

Cleveland: None.

1985 AFC CHAMPIONSHIP

NEW ENGLAND 31, MIAMI 14
January 12, 1986

Orange Bowl
Miami, FL

The New England Patriots garnered a bid to their first Super Bowl by snapping an 18-game losing streak to the Dolphins in Miami with a 31-14 triumph at the Orange Bowl. The Patriots' only previous victory in Miami came in the first meeting between the two teams in 1966. New England backs Craig

James (22-105) and Robert Weathers (16-87) combined for 192 yards rushing and quarterback Tony Eason was on target with a 10-12 performance for 71 yards as the Pats set up a Super Bowl date with the Chicago Bears. After New England got on the board first with a Tony Franklin 23-yard field goal, the Dolphins stormed back for their only lead of the afternoon when Dan Marino passed 10 yards to Dan Johnson early in the second quarter. Eason brought New England right back with three touchdown tosses, and the Pats led 24-7 after three quarters. Miami's last score of the day came early in the fourth quarter when Tony Nathan grabbed a 10-yard TD pass from Marino. New England fullback Mose Tatupu ended the game's scoring with a one-yard TD jaunt midway through the fourth quarter.

NEW ENGLAND	3	14	7	7	-	31
MIAMI	0	7	0	7	-	14

M - FG Reveiz 51	5/25	1- 4:26
NE - FG Franklin 23	6/14	1- 6:40
M - Johnson, 10 pass from Marino (Reveiz kick)	11/80	2- 0:21
NE - Collins, 4 pass from Eason (Franklin kick)	8/66	2- 4:50
NE - D. Ramsey, 1 pass from Eason (Franklin kick)	7/36	2- 9:35
NE - Weathers, 2 pass from Eason (Franklin kick)	6/25	3- 3:02
M - Nathan, 10 pass from Marino (Reveiz kick)	1/10	4- 0:32
NE - Tatupu, 1 run (Franklin kick)	9/45	4- 7:26

ATT. - 74,978

	New England	Miami
First Downs Total-Rush.-Pass.-Pen.	21-15-6-0	18-3-15-0
Total Yards-Plays-Average	326-71-4.6	302-62-4.9
Rushes-Yards-Average	59-255-4.3	13-68-5.2
Net Yards Passing-Times Thrown-Yards Lost	71-0-0	234-1-14
Passes Attempted-Completed-Intercepted	12-10-0	48-20-2
Punts/Number-Average	5-40.2	4-41.3
Penalties/Number-Yards	2-15	4-35
Fumbles/Number-Lost	2-2	5-4

INDIVIDUAL STATISTICS

RUSHING - Miami: Carter 6-56; Davenport 3-6; Nathan 2-4; Bennett 1-2; Marino 1-0.

New England: C. James 22-105; Weathers 16-87; Collins 12-61; Tatupu 6-9, 1 TD; Eason 3-(-7).

PASSING - Miami: Marino 48-20-2, 248 yards, 2 TDs.

New England: Eason: 12-10-0, 71 yards, 3 TDs.

RECEIVING - Miami: Nathan 5-57, 1 TD; Hardy 3-52; Duper 3-45; Clayton 3-41; Davenport 3-23; Johnson 1-10, 1 TD; N. Moore 1-10; Rose 1-10.

New England: D. Ramsey 3-18, 1 TD; Collins 3-15, 1 TD; Morgan 2-30; Tatupu 1-6; Weathers 1-2, 1 TD.

INTERCEPTIONS - Miami: None.

New England: Marion 1-21; Clayborn 1-0.

SACKS - Miami: None.

New England: Veris 1.

MISSED FIELD GOALS - Miami: Reveiz 31(WR).

New England: Franklin 41(WL).

1990 AFC FIRST ROUND PLAYOFF

DOLPHINS 17, KANSAS CITY 16
January 5, 1991

Joe Robbie Stadium
Miami, FL

Dan Marino threw two fourth quarter touchdown passes to lead the Dolphins to a dramatic comeback behind 17-16 playoff win over the Kansas City Chiefs before a crowd of 67,276 at Joe Robbie Stadium. In the final period, Marino hit on all eight of his pass attempts for 101 yards and two touchdowns. It was the 16th time in his career that Marino has engineered a fourth quarter comeback. Including the third quarter, Marino hit on his last ten pass attempts to lead the Dolphins back from a 13-3 deficit to a 17-16 win. The Chiefs opened the scoring in the first quarter when Charles Washington blocked a Reggie Roby punt and returned the ball to Miami's 37-yard line. However, Miami's defense stiffened and held the Chiefs to a 27-yard field goal by Nick Lowery. Miami kicker Pete Stoyanovich tied the score at 3-3 in the second period by booting an NFL playoff record 58-yard field goal. Stoyanovich's kick broke the previous record of 54 yards by Detroit's Eddie Murray on December 24, 1983, against San Francisco and it was the second-longest kick of Stoyanovich's career. The Chiefs took a 10-3 halftime lead by scoring on a 26-yard touchdown strike from Steve DeBerg to Stephone Paige. The Chiefs extended their lead to 16-3 on a pair of third quarter field goals by Lowery from 25 and 38 yards. In the fourth quarter, the Dolphins closed the score to 16-10 as Marino hit fullback Tony Paige with a one-yard touchdown pass. The key play in the drive was a two-yard run by Sammie Smith on a fourth-and-two from Kansas City's 45-yard line. The Dolphins forced the Chiefs to punt on their next possession and received the ball on their own 15-yard line with 10:39 left in the game. The Dolphins converted three third downs and drove to the Chiefs' 12-yard

line with 3:28 left in the contest before Marino hit Mark Clayton with a 12-yard touchdown pass to give Miami a 17-16 lead. However, the Chiefs had a chance to win the game as they drove from their own 22-yard line to the Dolphin 34 before Lowery's 52-yard field goal attempt was just short.

KANSAS CITY	3	7	6	0	-	16
MIAMI	0	3	0	14	-	17

KC – FG Lowery 27	9/28	1- 9:56
M – FG Stoyanovich 58	9/40	2- 0:05
KC – Paige, 26 pass from DeBerg (Lowery kick)	4/61	2-13:06
KC – FG Lowery 25	11/63	3-10:14
KC – FG Lowery 38	4/8	3-12:10
M – Paige, 1 pass from Marino (Stoyanovich kick)	10/66	4- 2:42
M – Clayton, 12 pass from Marino (Stoyanovich kick)	11/85	4-11:32

ATT. – 67,276

	Kansas City	Miami
First Downs/Total-Rush.-Pass.-Pen.	16-4-11-1	23-7-14-2
Total Yards-Plays-Average	367-55-6.7	311-64-4.8
Rushes-Yards-Average	24-103-4.3	32-98-3.1
Net Yards Passing-Times Thrown-Yards Lost	264-1-5	213-2-8
Passes Attempted-Completed-Intercepted	30-17-1	30-19-0
Punts/Number-Average	4-35-0	3-39.7
Penalties/Number-Yards	4-35	2-22
Fumbles/Number-Lost	0-0	2-2

INDIVIDUAL STATISTICS

RUSHING – Miami: Smith 20-82; Logan 7-17; Paige 1-2; Marino 4-(-3).

Kansas City: Okoye 13-83; Word 9-13; McNair 2-7.

PASSING – Miami: Marino 30-19-0, 221 yards, 2 TDs.

Kansas City: DeBerg 30-17-1, 269 yards, 1 TD.

RECEIVING – Miami: Clayton 5-66, 1 TD; Paige 5-30, 1 TD; Duper 3-36; Edmunds 2-49; Smith 2-22; Jensen 1-11; Martin 1-7.

Kansas City: Paige 8-142, 1 TD; McNair 3-22; Harry 2-59; Roberts 2-26; R. Thomas 1-15; Hayes 1-5.

INTERCEPTIONS – Miami: Williams 1-0.

Kansas City: None.

SACKS – Miami: Griggs 1.

Kansas City: Smith 1.5; Cooper 0.5.

MISSED FIELD GOALS – Miami: Stoyanovich 57(S).

Kansas City: Lowery 52(S).

1990 AFC DIVISIONAL PLAYOFF

BUFFALO 44, DOLPHINS 34
January 12, 1991

Rich Stadium
Orchard Park, NY

The Miami Dolphins saw the 1990 season come to an end with a 44-34 loss to the Buffalo Bills in an AFC Divisional Playoff contest in the snow and ice at Rich Stadium. The game was an offensive shootout as the teams combined for 78 points, 48 first downs, 923 total net yards, 662 passing yards, 261 rushing yards, nine touchdowns and five field goals. Individually, Dan Marino (23 of 49 for 323 yards with three TDs and two INTs) and Jim Kelly (19-29-339-3-1) both passed for over 300 yards. Kelly became the only quarterback to throw for over 300 yards against the Dolphin defense in 1990. Mark Duper (three catches for 113 yards and a score) and Buffalo's Andre Reed (4-122-2) and James Lofton (7-149-1) all went over the 100-yard receiving mark. On the ground, the Bills' Thurman Thomas (32 carries for 117 yards and two TDs) and Miami's Sammie Smith (21-99) led the way. Buffalo dominated the first quarter and jumped out to a 13-3 lead. The Bills scored on their first possession as Kelly hit Reed with a 40-yard touchdown strike and the Dolphins answered the score with a 49-yard field goal to close the score to 7-3. Buffalo added a pair of Scott Norwood field goals – from 24 and 22 yards – to close the first quarter scoring. The Bills struck first in the second quarter on a five-yard run by Thomas to lead 20-3. Miami answered the score on its next possession as Marino and Duper combined for a 64-yard touchdown. The Bills came right back and scored as Kelly threw 13 yards for a score to Lofton to take a 27-10 lead. On their next possession Miami was forced to punt, however the Bills' Al Edwards fumbled the punt and Reggie Roby recovered for Miami on Buffalo's 47-yard line. Miami drove down to the two-yard line where Marino ran in for the score to narrow Buffalo's lead to 27-17 at the half. The Dolphins and Buffalo exchanged third quarter field goals as Stoyanovich hit from 22 yards and Norwood connected from 28 yards. Miami closed the score to 30-27 early in the fourth quarter as Marino threw a two-yard touchdown pass to offensive guard Roy Foster. It was the first reception and touchdown of Foster's career as he became the first offensive or defensive lineman to score an offensive touchdown in a post-season contest since Chicago Bears' defensive tackle William Perry rumbled in from a yard out in Super Bowl XX on January 26, 1986. However, the Bills struck back for 14 quick points to put the game away. First,

Thomas scored his second touchdown of the game on a five-yard run. On the ensuing kickoff, Miami returner Marc Logan fumbled the ball and Norwood recovered for Buffalo on the Dolphins' 29-yard line. Two plays later, Kelly and Reed combined for a 26-yard scoring toss and a 44-27 lead. The Dolphins scored the final touchdown of the game with just 1:15 remaining as Marino hit Tony Martin with an eight-yard touchdown pass.

MIAMI	3	14	3	14	-	34
BUFFALO	13	14	3	14	-	44

B - Reed, 40 pass from Kelly (Norwood kick)	5/76	1- 1:54
M - FG Stoyanovich 49	10/40	1- 8:00
B - FG Norwood 24	6/57	1-10:11
B - FG Norwood 22	9/33	1-14:09
B - Thomas, 5 run (Norwood kick)	5/67	2- 2:56
M - Duper, 64 pass from Marino (Stoyanovich kick)	4/80	2- 5:06
B - Lofton, 13 pass from Kelly (Norwood kick)	11/68	2- 9:49
M - Marino, 2 run (Stoyanovich kick)	7/47	2-14:49
M - FG Stoyanovich 22	8/62	3- 4:57
B - FG Norwood 28	9/37	3-13:22
M - Foster, 2 pass from Marino (Stoyanovich kick)	6/43	4- 0:55
B - Thomas, 5 run (Norwood kick)	10/63	4- 4:32
B - Reed, 26 pass from Kelly (Norwood kick)	2/29	4- 5:08
M - Martin, 8 pass from Marino (Stoyanovich kick)	15/91	4-13:45

ATT. - 77,087

	Miami	Buffalo
First Downs/Total-Rush.-Pass.-Pen.	24-9-13-2	24-7-16-1
Total Yards-Plays-Average	430-76-5.6	493-66-7.5
Rushes-Yards-Average	27-107-3.9	37-154-4.2
Net Yards Passing-Times Thrown-Yards Lost	323-0-0	339-0-0
Passes Attempted-Completed-Intercepted	49-23-2	29-19-1
Punts/Number-Average	2-40.0	1-47.0
Penalties/Number-Yards	4-32	4-30
Fumbles/Number-Lost	1-1	3-1

INDIVIDUAL STATISTICS

RUSHING - Miami: Smith 21-99; Logan 5-6; Marino 1-2, 1 TD.

Buffalo: Thomas 32-117, 2 TDs; Kelly 5-37.

PASSING - Miami: Marino 49-23-2, 323 yards, 3 TDs.

Buffalo: Kelly: 29-19-1, 339 yards, 3 TDs.

RECEIVING - Miami: Clayton 4-82; Martin 4-44, 1 TD; Jensen 4-38; Duper 3-113, 1 TD; Edmunds 3-21; Logan 2-6; Smith 1-9; Paige 1-6; Foster 1-2, 1 TD.

Buffalo: Lofton 7-149, 1 TD; Reed 4-122, 2 TDs; Thomas 3-38; McKeller 3-15; Edwards 1-12; Davis 1-3.

INTERCEPTIONS - Miami: Williams 1-0.

Buffalo: Odomes 1-9; Kelso 1-0.

SACKS - Miami: None.

Buffalo: None.

MISSED FIELD GOALS - Miami: None.

Buffalo: None.

1992 AFC DIVISIONAL PLAYOFF

DOLPHINS 31, SAN DIEGO 0

January 10, 1993

Joe Robbie Stadium

Miami, FL

Miami cornerback Troy Vincent recorded a pair of interceptions and quarterback Dan Marino threw three touchdown passes to lead the Miami Dolphins to a 31-0 win over the San Diego Chargers in the AFC Divisional Playoffs before a crowd of 71,224 at Joe Robbie Stadium. Miami's 31-point margin of victory was the largest by the team in a playoff game. The previous largest margin of victory in the post-season by the Dolphins was three 21-point wins as Miami had a 21-0 win over the Baltimore Colts on January 2, 1972 in the Orange Bowl, a 34-13 win over the San Diego Chargers on January 16, 1983 in the Orange Bowl and a 31-10 win over the Seattle Seahawks on December 29, 1984 in the Orange Bowl. Overall, the Miami defense totaled four interceptions (also safety Louis Oliver and linebacker Bryan Cox), a forced fumble (by cornerback Stephen Braggs), a fumble recovery (by linebacker Dwight Hollier) and a sack (by defensive end Jeff Hunter). The Dolphins held the Chargers to just ten first downs (three rushing and seven passing), 202 yards of total offense (70 rushing and 132 passing) and three of 15 on third down conversions. The Chargers' 15 possessions ended in seven punts, four interceptions, twice on downs, once on a lost fumble and once at the end of the first half. Following a scoreless first quarter, the Dolphins exploded for 21 points in the second

quarter to take a 21-0 lead at the half. Miami's 21 points in the second quarter was the most scored by the Dolphins in any quarter of a playoff game in team history. The previous team high for points in a quarter was 20 points which was scored by Miami in the second quarter against San Diego on January 6, 1983. Miami opened the scoring following a Vincent interception which gave the team possession on San Diego's 48-yard line. Marino led the Dolphins on a nine-play, 48-yard drive which was capped-off as Marino tossed a one-yard scoring pass to fullback Tony Paige. The Dolphins increased their lead to 14-0 later in the period as the team again gained possession of the ball following a Vincent interception and drove 37 yards and scored on a nine-yard connection from Marino to tight end Keith Jackson. Miami scored the final points of the first half as Marino again connected with Jackson and the tight end made a diving 30-yard reception in the end zone for the score. Jackson became just the fourth player in team history to record two touchdown receptions for the Dolphins in a playoff contest. Miami and San Diego played to a scoreless third quarter before the Dolphins scored the game's final ten points in the fourth quarter. Miami increased its lead to 24-0 early in the final stanza as kicker Pete Stoyanovich booted a 22-yard field goal. The Dolphins scored the final points of the game as running back Aaron Craver scored on a 25-yard run to increase the margin to 31-0.

SAN DIEGO	0	0	0	0	-	0
MIAMI	0	21	0	10	-	31

M - Paige, 1 pass from Marino (Stoyanovich kick)	9/48	2- 8:30
M - Jackson, 9 pass from Marino (Stoyanovich kick)	2/37	2-13:14
M - Jackson, 30 pass from Marino (Stoyanovich kick)	4/42	2-14:33
M - FG Stoyanovich 22	12/60	4- :57
M - Craver, 25 run (Stoyanovich kick)	6/53	4- 6:41

ATT. - 71,224

	San Diego	Miami
First Downs/Total-Rush.-Pass.-Pen.	10-3-7-0	18-9-9-0
Total Yards-Plays-Average	202-62-3.3	324-69-4.7
Rushes-Yards-Average	16-70-4.4	40-157-3.9
Net Yards Passing-Times Thrown-Yards Lost	132-1-8	167-0-0
Passes Attempted-Completed-Intercepted	45-18-4	29-17-0
Punts/Number-Average	7-46.3	8-41.0
Penalties/Number-Yards	4-39	0-0
Fumbles/Number-Lost	3-1	3-1

INDIVIDUAL STATISTICS

RUSHING - Miami: Craver 8-72, 1 TD; Humphrey 23-71; Parmalee 5-18; Clayton 1-0; Mitchell 1-(-1); Saxon 2-(-3).

San Diego: Bieniemy 4-26; Butts 7-25; Humphries 1-10; Harmon 4-9.

PASSING - Miami: Marino 29-17-0, 167 yards, 3 TDs.

San Diego: Humphries 44-18-4, 140 yards, 0 TDs; Kidd 1-0-0, 0 yards, 0 TDs.

RECEIVING - Miami: Paige 5-14, 1 TD; Jackson 4-53, 2 TDs; Humphrey 4-30; Duper 3-57; Craver 1-13.

San Diego: Harmon 9-73; Walker 3-33; Lewis 2-12; Miller 2-12; Jefferson 1-10; Butts 1-0.

INTERCEPTIONS - Miami: Vincent 2-2; Oliver 1-21; Cox 1-7.

San Diego: None.

SACKS - Miami: Hunter 1.

San Diego: None.

MISSED FIELD GOALS - Miami: None.

San Diego: None.

1992 AFC CHAMPIONSHIP

BUFFALO 29, DOLPHINS 10
January 17, 1993

Joe Robbie Stadium
Miami, FL

The Miami Dolphins suffered five turnovers (two interceptions and three fumbles) as the team dropped a 29-10 decision to the Buffalo Bills in the AFC Championship Game before a crowd of 72,703 at Joe Robbie Stadium. Buffalo opened the scoring midway through the opening period as defensive end Bruce Smith sacked Miami quarterback Dan Marino and forced a fumble which was recovered by Bills linebacker Darryl Talley on the Dolphins' 47-yard line. Buffalo scored off the takeaway as Steve Christie converted on a 21-yard field goal. Miami tied the score at 3-3 later in the period as Pete Stoyanovich converted on a 51-yard field goal attempt. The Bills took a 10-3 lead early in the second period as quarterback Jim Kelly threw a 17-yard touchdown pass to running back Thurman Thomas. On Miami's next possession, Marino's pass attempt was batted in the air by Buffalo defensive end Phil Hansen and intercepted by Hansen on the Dolphins' 17-yard line. The Bills increased their lead to 13-3 as Christie kicked on a 33-yard field goal. Buffalo took a 20-3 lead early in the third quarter by capitalizing on another Miami turnover as kick returner Mike Williams fumbled the second half kickoff and Buffalo's Carwell Gardner recovered the ball on the Dolphins' 25-yard line. The Bills scored four plays later as running back Kenneth Davis ran into the end zone for a two-yard touchdown. Buffalo increased its lead to 26-3 as Christie hit on a pair of field goals from 21 and 31 yards. Miami closed the score to 26-10 as Marino connected with wide receiver Mark Duper on a 15-

yard touchdown pass. With the TD pass, Marino extended his streak to ten consecutive playoff games with one or more touchdown passes which is tied with the Raiders' Ken Stabler (1973-77) for the NFL's all-time record for consecutive post-season games with a touchdown pass. In addition, Duper's touchdown reception was his fifth post-season touchdown catch and broke the team's playoff record for career touchdown receptions. Duper was tied with wide receiver Paul Warfield (four TDs on 34 career playoff catches) and tight end Bruce Hardy (four TDs on 26 catches). Buffalo closed the scoring later in the period as Christie converted his fifth field goal of the game with a 38-yarder.

BUFFALO	3	10	10	6	-	29
MIAMI	3	0	0	7	-	10

B - FG Christie 21	6/43	1- 9:17
M - FG Stoyanovich 51	7/39	1-13:03
B - Thomas, 17 pass from Kelly (Christie kick)	7/64	2- :40
B - FG Christie 33	4/2	2- 2:59
B - Davis, 2 run (Christie kick)	5/24	3- 1:58
B - FG Christie 21	15/67	3-11:33
B - FG Christie 31	5/39	4- :04
M - Duper, 15 pass from Marino (Stoyanovich kick)	9/62	4- 7:28
B - FG Christie 38	7/23	4-12:23

ATT. - 72,703

	Buffalo	Miami
First Downs/Total-Rush.-Pass.-Pen.	20-10-8-2	15-1-14-0
Total Yards-Plays-Average	358-73-4.9	276-60-4.6
Rushes-Yards-Average	48-182-3.8	11-33-3.0
Net Yards Passing-Times Thrown-Yards Lost	176-1-1	243-4-25
Passes Attempted-Completed-Intercepted	24-17-2	45-22-2
Punts/Number-Average	2-34.5	4-37.0
Penalties/Number-Yards	3-20	5-40
Fumbles/Number-Lost	1-0	4-3

INDIVIDUAL STATISTICS

RUSHING - Miami: Humphrey 8-22; Craver 2-13; Marino 1-(-2).

Buffalo: Thomas 20-96; Davis 19-61, 1 TD; Lamb 1-16; Reed 2-6; Kelly 3-4; Gardner 3-(-1).

PASSING - Miami: Marino 45-22-2, 268 yards, 1 TD.

Buffalo: Kelly 24-17-2, 177 yards, 1 TD.

RECEIVING - Miami: Jackson 5-71; Humphrey 5-41; Martin 3-55; Clayton 3-32; Duper 2-36, 1 TD; Banks 2-18; Craver 2-15.

Buffalo: Thomas 5-70, 1 TD; Davis 4-52; Reed 3-25; Lofton 2-19; McKeller 1-11; Metzelaars 1-6; Gardner 1-(-6).

INTERCEPTIONS - Miami: Brown 1-32; Oliver 1-0.

Buffalo: Hicks 1-31; Hansen 1-0.

SACKS - Miami: Coleman 1.

Buffalo: Smith 1.5; Hansen 1; Bennett 1; Talley 0.5.

MISSED FIELD GOALS - Miami: None.

Buffalo: Christie 38(WL).

1994 AFC FIRST-ROUND PLAYOFF

DOLPHINS 27, KANSAS CITY 17
December 31, 1994

Joe Robbie Stadium
Miami, FL

Dan Marino threw a pair of touchdown passes to lead the Dolphins to a 27-17 win in a First-Round playoff contest against the Kansas City Chiefs before a crowd of 69,757 at Joe Robbie Stadium. The game was billed as Marino-Montana III and the duel between the two future Hall of Famers lived up to the pregame hype. Marino completed 22 of 29 passes for 257 yards with two touchdowns and no interceptions and Montana countered by hitting on 26 of 37 passes for 314 yards with two scores and an interception. The first half was an offensive shootout which was tied at 17-17 with neither team being forced to punt. Kansas City opened the scoring as Montana tossed a one-yard touchdown pass to tight end Derrick Walker. Miami answered the score on its first possession as Bernie Parmalee scored on a one-yard run. The Chiefs came right back to close the first quarter scoring at 14-7 as Montana threw a short pass to fullback Kimble Anders who turned the play into a 57-yard catch and run for the touchdown. Miami cut the score to 14-10 early in the second quarter as Pete Stoyanovich booted a 40-yard field goal. Kansas City upped their lead to 17-10 later in the quarter as Lin Elliott booted a 21-yard field goal. The Dolphins closed the first half scoring as Marino tossed a one-yard touchdown pass to tight end Ronnie Williams. The scoring pass set an NFL record as it marked Marino's 11th consecutive post-season game with a touchdown toss. He moved past a tie with Montana (San Francisco/Kansas City) and Ken Stabler (Oakland) for the longest all-time streak of playoff games with a touchdown pass in NFL history. The Dolphins dominated the second half and outscored the Chiefs by a 10-0 margin. Miami took their first lead of the ballgame at 24-17

on the first drive of the third quarter as Marino and Irving Fryar connected on a seven-yard touchdown pass. Miami increased its lead to 27-17 on a 40-yard field goal late in the third period. The Dolphins forced a pair of turnovers by the Chiefs in Miami territory to preserve the win. First, cornerback J.B. Brown intercepted a Montana aerial on the goal line to stop a drive and then safety Michael Stewart forced and recovered a fumble by Marcus Allen on the Dolphins' 34-yard line.

KANSAS CITY	14	3	0	0	-	17
MIAMI	7	10	10	0	-	27

KC - Walker, 1 pass from Montana (Elliott kick)	11/80	1- 6:28
M - Parmalee, 1 run (Stoyanovich kick)	10/72	1-12:40
KC - Anders, 57 pass from Montana (Elliott kick)	4/83	1-15:20
M - FG Stoyanovich 40	7/35	2- 2:45
KC - FG Elliott, 21	12/69	2- 8:48
M - R. Williams, 1 pass from Marino (Stoyanovich kick)	13/80	2-14:38
M - Fryar, 7 pass from Marino (Stoyanovich kick)	6/64	3- 3:02
M - FG Stoyanovich 40	10/59	3-13:24

ATT. - 69,757

	Kansas City	Miami
First Downs/Total-Rush.-Pass.-Pen.	24-7-17-0	22-7-13-2
Total Yards-Plays-Average	414-60-6.9	381-61-6.2
Rushes-Yards-Average	23-100-4.3	31-132-4.3
Net Yards Passing-Times Thrown-Yards Lost	314-0-0	249-1-8
Passes Attempted-Completed-Intercepted	37-26-1	29-22-0
Punts/Number-Average	2-40.0	3-43.3
Penalties/Number-Yards	4-15	6-50
Fumbles/Number-Lost	3-1	0-0

INDIVIDUAL STATISTICS

RUSHING - Miami: Parmalee 18-57, 1 TD; Spikes 9-49; McDuffie 1-19; Marino 2-4; Craver 1-3.

Kansas City: Allen 14-64; Anders 5-17; Hill 2-14; Montana 2-5.

PASSING - Miami: Marino 29-22-0, 257 yards, 2 TDs.

Kansas City: Montana 37-26-1, 314 yards, 2 TDs.

RECEIVING - Miami: Fryar 6-71, 1 TD; Craver 4-35; Parmalee 2-34; K. Jackson 2-29; M. Williams 2-28; McDuffie 2-25; Saxon 2-24; Miller 1-10; R. Williams 1-1, 1 TD.

Kansas City: K. Anders 6-103, 1 TD; Allen 5-49; Birden 4-56; Cash 3-38; Walker 3-27, 1 TD; Dawson 3-21; Hill 1-11; Davis 1-9.

INTERCEPTIONS - Miami: Brown 1-24.

Kansas City: None.

SACKS - Miami: None.

Kansas City: Thomas 1.

MISSED FIELD GOALS - Miami: None.

Kansas City: None.

1994 AFC DIVISIONAL PLAYOFF

SAN DIEGO 22, DOLPHINS 21
January 8, 1995

Jack Murphy Stadium
San Diego, CA

Natrone Means rushed for 139 yards and a touchdown to lead the Chargers to a 22-21 win over the Miami Dolphins in an AFC Divisional Playoff contest before a crowd of 63,381 at Jack Murphy Stadium. San Diego had the first scoring threat of the game as they drove down to Miami's 26-yard line, but Miami's Marco Coleman forced a fumble by Means to stop the drive. Following the takeaway, the Dolphins opened the scoring as Dan Marino capped a nine-play, 79-yard drive with an eight-yard scoring pass to tight end Keith Jackson. The Chargers closed the score to 7-3 on their next possession as John Carney booted a 20-yard field goal. Prior to the field goal attempt, San Diego had a first-and-goal from the Dolphins' six-yard line but the Miami defense stiffened and held the Chargers out of the end zone. The Dolphins increased their lead to 14-3 on their next possession as Marino and Jackson connected again in the end zone for a nine-yard touchdown pass. Jackson's two touchdown receptions in the contest tied Miami's all-time single-game playoff record, which was accomplished five previous times. San Diego answered the touchdown with another field goal as Carney connected on a 21-yard effort. Once again, San Diego had a first-and-goal on Miami's six-yard line and the Dolphin defense limited the Chargers to a field goal. Miami closed the first half scoring as Marino threw a 16-yard touchdown pass to Mike Williams with just 27 seconds left in the first half to take a 21-6 lead. San Diego opened the third quarter with a long drive which was halted when Means was held for no gain on a fourth-and-one play from Miami's one-yard line and the Dolphins took possession of the ball. However, on Miami's first play following the goal line stand, Dolphins running back Bernie Parmalee was tackled in the end zone for a safety to bring the score to 21-8. Following a free kick by Miami's John Kidd, the Chargers got the ball on their own 46-yard line and drove for a 24-yard touchdown run by Means to cut the score to 21-15. Miami had the ball

for just one play — the safety by Parmalee — in the entire third quarter. San Diego took a 22-21 lead with just 35 seconds left in regulation as Stan Humphries threw an eight-yard touchdown pass to wide receiver Mark Seay. The Dolphins had one final chance to win the game as Marino drove the team down to the Chargers' 30-yard line but Pete Stoyanovich's 48-yard field goal attempt with just eight seconds remaining was wide right.

MIAMI	7	14	0	0	—	21
SAN DIEGO	0	6	9	7	—	22

M — K. Jackson, 8 pass from Marino (Stoyanovich kick)	9/79	1-12:36
SD — FG Carney 20	15/72	2- 4:24
M — K. Jackson, 9 pass from Marino (Stoyanovich kick)	6/52	2- 7:39
SD — FG Carney 21	9/70	2-12:13
M — M. Williams, 16 pass from Marino (Stoyanovich kick)	9/70	2-14:33
SD — SAFETY — Parmalee tackled in end zone by Davis		3- 8:06
SD — Means, 24 run (Carney kick)	8/54	3-12:18
SD — Seay, 8 pass from Humphries (Carney kick)	10/61	4-14:25

ATT. — 63,381

	Miami	San Diego
First Downs/Total-Rush.-Pass.-Pen.	17-2-12-3	28-12-15-1
Total Yards-Plays-Average	282-47-6.0	466-85-5.5
Rushes-Yards-Average	8-26-3.3	40-202-5.1
Net Yards Passing-Times Thrown-Yards Lost	256-1-6	264-2-12
Passes Attempted-Completed-Intercepted	38-24-0	43-28-2
Punts/Number-Average	5-45.2	2-43.5
Penalties/Number-Yards	7-47	5-67
Fumbles/Number-Lost	1-0	2-1

INDIVIDUAL STATISTICS

RUSHING — Miami: Parmalee 7-16; Craver 1-10.

San Diego: Means 24-139 1 TD; Bieniemy 4-33; Culver 6-14; Harmon 3-12; Jefferson 1-3; Humphries 2-1.

PASSING — Miami: Marino 38-24-0, 262 yards, 3 TDs.

San Diego: Humphries 43-28-2, 276 yards, 1TD.

RECEIVING — Miami: K. Jackson 8-109, 2 TDs; Fryar 5-70; McDuffie 5-46; Craver 2-8; Parmalee 2-8; M. Williams 1-16, 1 TD; Saxon 1-5.

San Diego: Harmon 7-57; Seay 6-61, 1 TD; Martin 5-62; Jefferson 3-44; Means 3-16; Culver 2-23; Pupunu 2-13.

INTERCEPTIONS — Miami: Smith 1-14; Stewart 1-0.

San Diego: None.

SACKS — Miami: Coleman 2.

San Diego: Team 1.

MISSED FIELD GOALS — Miami: Stoyanovich 48(WR).

San Diego: None.

1995 AFC FIRST-ROUND PLAYOFF

BUFFALO 37, DOLPHINS 22
December 30, 1995

Rich Stadium
Orchard Park, NY

The Buffalo Bills cruised out to a 24-0 halftime lead enroute to a 37-22 victory in an AFC First Round Playoff game in front of 73,103 fans at Rich Stadium. The contest proved to be the last game for Don Shula as head coach of the Dolphins. The Bills, led by running back Thurman Thomas' 158 yards, grounded out an AFC Playoff record 341 rushing yards, breaking the old mark of 318 set by the San Diego Chargers against Boston in 1963. Miami quarterback Dan Marino tied an NFL postseason record, with current teammate Bernie Kosar while he was a member of the Cleveland Browns in 1986, with 64 passing attempts and completed 33 (tied for second-highest in NFL postseason) of them for 422 yards (third-highest in NFL postseason). The two teams set a new NFL postseason record with 1,038 combined total net yards, breaking the old mark of 1,036 by the Dolphins and the San Diego Chargers in an overtime game in 1981. The Bills took an early 7-0 lead when Thomas scored on a one-yard touchdown run. Buffalo kicker Steve Christie put the Bills ahead 10-0 at the midway point of the first quarter with a 48-yard field goal. Buffalo needed just four plays to go 68 yards and took a 17-0 advantage when fullback Darick Holmes ran 21 yards for a touchdown with 9:54 left in the half. On the Dolphins' next possession, they drove to the Buffalo 40-yard line but Marino was hit by Bills defensive end Phil Hansen as he threw and the tipped ball was intercepted by linebacker Marlo Perry. It took Buffalo just 49 seconds to make the score 24-0 as Kelly connected with Steve Tasker on a 37-yard touchdown pass to cap a short three-play, 62-yard drive midway through the second quarter. The Bills added to their lead in the third quarter by driving 55 yards on ten plays and extended their lead to 27-0 when Christie booted a 23-yard field goal late in the third quarter.

Miami got on the board when they took their next possession and drove 67 yards on nine plays and made the score 27-7 when Marino hit wide receiver O.J. McDuffie on a five-yard touchdown pass. The Bills increased their lead to 34-7 when they culminated a 61-yard drive with a 44-yard touchdown run by fullback Tim Tindale with 9:31 remaining in the game. The Dolphins cut the lead to 34-14 on their next possession as Marino connected with wide receiver Randal Hill on a 45-yard touchdown to close out a seven-play, 68-yard drive. The Bills answered with an eight-play, 44-yard drive that saw Christie kick a 42-yard field goal to make the score 37-14. Miami then took its next possession and marched 73 yards on eight plays and cut the lead to 37-22 when running back Terry Kirby ran one-yard for the score and a two-point conversion from Marino to McDuffie was good. The Dolphins then attempted an onside kick and safety Michael Stewart recovered at the Buffalo 49-yard line. However, Miami's last threat of the game was stopped when Marino was intercepted by Bills cornerback Ken Irvin at Buffalo's 13-yard line with 1:51 left in the game. McDuffie set a new club postseason record (tied with nine others for sixth-highest all-time in NFL postseason) with 11 receptions for 154 yards (a new Dolphin postseason record, surpassing Mark Duper's 148 yards vs. Pittsburgh in 1985).

MIAMI	0	0	0	22	-	22
BUFFALO	10	14	3	10	-	37

B - Thomas, 1 run (Christie kick)	7/58	1- 5:02
B - FG Christie 48	6/26	1- 7:58
B - Holmes, 21 run (Christie kick)	4/68	2- 5:06
B - Tasker, 37 pass from Kelly (Christie kick)	3/62	2- 7:39
B - FG Christie 23	10/55	3-13:57
M - McDuffie, 5 pass from Marino (Stoyanovich kick)	9/67	4- 1:07
B - Tindale, 44 run (Christie kick)	3/61	4- 5:29
M - R. Hill, 45 pass from Marino (Stoyanovich kick)	7/68	4- 6:59
B - FG Christie 42	8/44	4-10:24
M - Kirby, 1 run (Marino pass to McDuffie)	8/73	4-12:51

ATT. - 73,103

	Miami	Buffalo
First Downs/Total-Rush.-Pass.-Pen.	26-5-20-1	27-18-9-0
Total Yards-Plays-Average	502-80-6.3	536-74-7.2
Rushes-Yards-Average	14-70-5.0	52-341-6.6
Net Yards Passing-Times Thrown-Yards Lost	432-0-0	195-0-0
Passes Attempted-Completed-Intercepted	66-34-3	22-12-2
Punts/Number-Average	3-38.3	4-34.5
Penalties/Number-Yards	4-15	5-29
Fumbles/Number-Lost	2-1	1-0

INDIVIDUAL STATISTICS

RUSHING - Miami: Byars 4-22; Kidd 1-18; Parmalee 5-13; McDuffie 1-9; Kirby 2-8, 1 TD; Marino 1-0. Buffalo: Thomas 25-158, 1 TD; Holmes 15-87, 1 TD; Tindale 4-68, 1 TD; Brooks 2-28; Tasker 2-7; Kelly 3-(-3); Copeland 1-(-4).

PASSING - Miami: Marino 64-33-3, 422 yards, 2 TDs; Kosar 1-1-0, 10 yards, 0 TDs; McDuffie 1-0-0, 0 yards, 0 TDs.

Buffalo: Kelly 22-12-2, 195 yards, 1 TD.

RECEIVING - Miami: McDuffie 11-154, 1 TD; Kirby 8-68; Parmalee 4-51; Byars 4-30; Fryar 3-29; Hill 2-59, 1 TD; Clark 2-41.

Buffalo: Tasker 5-108, 1 TD; Thomas 3-42; Cline 2-32; Brooks 2-13.

INTERCEPTIONS - Miami: Atkins 1-26; Vincent 1-0.

Buffalo: Perry 1-3; Johnson 1-2; Irvin 1-0.

SACKS - Miami: None.

Buffalo: None.

MISSED FIELD GOALS - Miami: Stoyanovich 53(S).

Buffalo: None.

1997 AFC FIRST-ROUND PLAYOFF

NEW ENGLAND 17, DOLPHINS 3

December 28, 1997

Foxboro Stadium

Foxboro, MA

The New England Patriots recorded their third win of the 1997 season over the Dolphins, and their fourth straight over Miami dating back to 1996, by holding Miami to just a field goal in their 17-3 triumph in a first-round playoff game at Foxboro Stadium. The loss was the Dolphins' third straight in the postseason. New England held Miami to 162 yards of total offense, the lowest total in the 32-game postseason history for the Dolphins, below a 176-yard performance against Washington in Super Bowl XVII. In addition, the three points scored by the Dolphins equalled the fewest points scored by the team in a playoff game with a 24-3 loss to the Dallas Cowboys in Super Bowl VI. Overall, New England forced three Miami turnovers, while the Patriots did not commit any miscues and 14 of New England's 17 points resulted from a Dolphins turnover. The Patriots sacked Dolphins quarterback Dan Marino

four times on the day and Marino was held without a touchdown for the first time in 14 career playoff games. Marino's 13 straight playoff games with a touchdown is an NFL record. The Dolphins got to the Patriots' 39 late in the first quarter, but were stopped on third and fourth-and-one. The Patriots had an opportunity to take a 3-0 lead early in the second quarter, but Adam Vinatieri missed wide left on a 48-yard field goal attempt. Three plays later, Chris Slade intercepted a Dan Marino pass and returned it 22 yards to the Dolphins' 29. That led to a 24-yard touchdown pass from Drew Bledsoe to Troy Brown three plays afterward, on third-and-five, 4:33 into the second quarter. New England took over at its own 40 with 2:16 left in the first half and drove to the Dolphins' 30 before Vinatieri missed wide right on a 47-yard field goal try with 30 seconds on the clock. On the second play of the second half, Todd Collins picked off a Marino pass and brought it back 40 yards for a touchdown. The Patriots extended their lead to 17 points with 1:58 left in the third quarter when Vinatieri capped a 15-play, 67-yard drive with a 22-yard field goal. The Dolphins got their only points of the game nine seconds into the fourth quarter, on an Olindo Mare 38-yard field goal. Miami had gained possession at the Patriots' 43 after a Corey Harris 40-yard kickoff return and a ten-yard tripping penalty on the Patriots. Corey Harris recovered the ensuing onside kick, and the Dolphins took over at their own 44. On the next play, however, Chris Canty stripped the ball from Marino and Chris Slade recovered at the Dolphins' 41. Miami got into New England territory on each of its last two possessions - getting as far as the 45 and 43 - but were stopped on fourth down on each occasion.

MIAMI	0	0	0	3	-	3
NEW ENGLAND	0	7	10	0	-	17

NE - Brown, 24 pass from Bledsoe (Vinatieri kick)	3/29	2- 4:33
NE - Collins, 40 interception return (Vinatieri kick)		3- :55
NE - FG Vinatieri 22	15/67	3-13:02
M - FG Mare 38	8/23	4- :09

ATT. - 73,103

	Miami	New England
First Downs/Total-Rush.-Pass.-Pen.	10-2-6-2	15-7-7-1
Total Yards-Plays-Average	162-64-2.5	228-66-3.5
Rushes-Yards-Average	17-42-2.5	31-108-3.5
Net Yards Passing-Times Thrown-Yards Lost	120-4-21	120-3-19
Passes Attempted-Completed-Intercepted	43-17-2	32-16-0
Punts/Number-Average	7/37.4	7/36.7
Penalties/Number-Yards	5-21	5-31
Fumbles/Number-Lost	2-1	2-0

INDIVIDUAL STATISTICS

RUSHING - Miami: Parmalee 9-22; Abdul-Jabbar 5-16; McPhail 1-4; Marino 1-2; Pritchett 1-(-2).

New England: Cullors 22-86; Grier 6-16; Bledsoe 2-4; Meggett 1-2.

PASSING - Miami: Marino 43-17-2, 141 yards, 0 TDs.

New England: Bledsoe 32-16-0, 139 yards, 1 TD.

RECEIVING - Miami: McPhail 5-28; L. Thomas 3-62; Parmalee 3-13; McDuffie 3-6; Perriman 1-13; Jordan 1-11; Drayton 1-8.

New England: Glenn 4-57; Coates 4-25; Brown 2-32, 1 TD; Meggett 2-11; Jefferson 1-7; Purnell 1-4; Gash 1-3; Cullors 1-0.

INTERCEPTIONS - Miami: None.

New England: Collins 1-40, 1 TD; Slade 1-22.

SACKS - Miami: Armstrong 1; Brigance 1; Gardener 1.

New England: Canty 1; Johnson 1; McGinest 1; Slade 1.

MISSED FIELD GOALS - Miami: None.

New England: Vinatieri 48(WL); 47(WR).

1998 AFC FIRST-ROUND PLAYOFF

DOLPHINS 24, BUFFALO 17
January 2, 1999

Pro Player Stadium
Miami, FL

The Dolphins recorded their first playoff win since the 1994 season, snapping a three-game losing streak in the postseason with a 24-17 win in an AFC First-Round Playoff game over the Buffalo Bills at Pro Player Stadium. Doug Flutie connected with Eric Moulds for a 65-yard completion on the game's first play from scrimmage, but Terrell Buckley stripped the ball and Brock Marion returned the fumble 17 yards to the Dolphins' 29-yard line. That led to a 16-play, 57-yard drive which used 8:23 of the clock and ended with an Olindo Mare 31-yard field goal. Miami made it a 6-0 game on Mare's second field goal of the afternoon, from 40 yards out, 4:24 into the second quarter. The score capped an 11-play, 66-yard drive that consumed 6:22 of the clock. Mare attempted an onside kick on the ensuing kickoff that was recovered by the Bills' Dan Brandenburg. Three plays later, Buffalo took its first lead of the game when Thurman Thomas ran it in from one-yard out, two plays after Flutie and Moulds combined for a 37-yard completion to the Dolphins' five-yard line. Buffalo got to the Dolphins' six-yard line with 24 seconds remaining in the first half, but Marion picked off a Flutie pass and

returned it 19 yards. A personal foul penalty on the Bills put the Dolphins at their own 35. Dan Marino then completed a 52-yard pass to Oronde Gadsden who then lateraled the ball to O.J. McDuffie, putting the Dolphins at the Bills' nine-yard line. Mare, however, hit the right upright on a 26-yard field goal attempt as time expired in the half. The Dolphins regained the lead at 13-7 on Karim Abdul-Jabbar's three-yard touchdown run with 2:32 left in the third quarter. Abdul-Jabbar rushed for 21 yards on the 52-yard drive, which was accomplished in 12 plays and saw the Dolphins connect on three third down conversions. Stanley Pritchett punched it in for the two-point conversion. Buffalo answered less than two minutes later with a 32-yard touchdown pass from Flutie to Moulds which tied the game at 14 with 48 seconds left in the third quarter. Miami got the ball back and embarked on a 17-play, 77-yard drive that ended with Mare's third field goal of the game, from 23 yards out, 5:15 into the fourth period. Four plays afterward, Jerry Wilson forced the ball loose from Andre Reed after a reception and Terrell Buckley recovered, returning it six yards to midfield. The Dolphins capitalized off that turnover when Marino connected with Lamar Thomas for an 11-yard scoring strike on third-and-seven with 3:32 remaining in the game, capping the eight play drive. The Bills took over at their own 20 and got to the Dolphins' 15-yard line before Steve Christie connected on a 33-yard field goal with 1:33 left in the game. Kurt Schulz recovered the ensuing onside kick for Buffalo, giving them possession at their own 31 with 1:30 to play. The first play of the drive was a 30-yard completion from Flutie to Moulds, putting the Bills at the Dolphins' 39-yard line. From there, Buffalo converted three consecutive third downs, giving them a first-and-goal from the Dolphins' five-yard line with 17 seconds remaining. Trace Armstrong then sacked Flutie, forcing the ball loose, which was recovered by Shane Burton to preserve the victory. Moulds finished the game with an NFL playoff record 240 receiving yards.

BUFFALO	0	7	7	3	-	17
MIAMI	3	3	8	10	-	24

M - FG Mare 31	16/57	1 - 8:53
M - FG Mare 40	11/66	2 - 4:24
B - T. Thomas, 1 run (Christie kick)	3/42	2 - 6:06
M - Abdul-Jabbar, 3 run (Pritchett run)	12/52	3 - 12:28
B - Moulds, 32 pass from Flutie (Christie kick)	4/81	3 - 14:12
M - FG Mare 23	11/77	4 - 5:15
M - L. Thomas, 11 pass from Marino (Mare kick)	8/50	4 - 11:18
B - FG Christie 33	7/65	4 - 13:27

ATT. - 72,698

	Buffalo	Miami
First Downs/Total-Rush.-Pass.-Pen.	23-7-13-3	25-10-10-5
Total Yards-Plays-Average	416-57-7.3	345-69-5.0
Rushes-Yards-Average	18-77-4.3	34-117-3.4
Net Yards Passing-Times Thrown-Yards Lost	339-3-21	228-1-7
Passes Attempted-Completed-Intercepted	36-21-1	34-23-1
Punts/Number-Average	2/36.5	1/34.0
Penalties/Number-Yards	9-93	6-75
Fumbles/Number-Lost	4-4	0-0

INDIVIDUAL STATISTICS

RUSHING - Miami: Abdul-Jabbar 27-95, 1 TD; Parmalee 2-10; Pritchett 2-7; Avery 1-3; McDuffie 1-3; Marino 1-(-1).

Buffalo: T. Thomas 7-33, 1 TD; Flutie 4-29; A. Smith 7-15.

PASSING - Miami: Marino 34-23-1, 235 yards, 1 TD.

Buffalo: Flutie 36-21-1, 360 yards, 1 TD.

RECEIVING - Miami: McDuffie 6-53; Gadsden 5-85; L. Thomas 4-36, 1 TD; Drayton 3-20; Perry 2-29; Abdul-Jabbar 2-4; Ruddy 1-8.

Buffalo: Moulds 9-240, 1 TD; Reed 5-60; Williams 2-20; Loud 1-12; A. Smith 1-12; Gash 1-9; Riemersma 1-4; T. Thomas 1-3.

INTERCEPTIONS - Miami: Marion 1-19.

Buffalo: Jackson 1-0.

SACKS - Miami: Armstrong 1; Gardener 0.5; Jones 0.5; Rodgers 0.5; Tanner 0.5.

Buffalo: Wiley 1.

MISSED FIELD GOALS - Miami: Mare 26(WR).

Buffalo: None.

1998 AFC DIVISIONAL PLAYOFF

DENVER 38, DOLPHINS 3
January 9, 1999

Mile High Stadium
Denver, CO

Miami failed to score a touchdown in its second straight road playoff game, as they dropped their seventh consecutive postseason road game overall, with a 38-3 loss to the Broncos at Mile High Stadium. After stopping the Dolphins on the first series of the game, the Broncos took over at their

own eight and embarked on a 14-play, 92-yard drive that used 7:56 of the clock and ended with a Terrell Davis one-yard touchdown run with 5:55 left in the opening quarter. Davis ran for 38 yards on seven carries on the drive, and John Elway completed five of six passes for 48 yards. Denver took a two-touchdown advantage before the first quarter was over when Davis scored on a 20-yard run with 1:02 remaining in the opening period. The touchdown came three plays after Elway connected with Ed McCaffrey for a 33-yard completion to the Dolphins' 33-yard line. Miami answered with an 11-play, 76-yard drive that consumed 5:55 of the clock and ended with an Olindo Mare 22-yard field goal, 4:53 into the second quarter. Dan Marino completed six of seven passes for 55 yards on the march. Denver scored a touchdown on their third consecutive series when Derek Loville ran it in from 11 yards out with 4:39 left in the second quarter. The score capped an 11-play, 87-yard drive that used 5:28 of the clock. As a team, the Broncos rushed for 62 yards on the drive, including 47 yards by Davis. Davis broke loose for a 62-yard run to the Dolphins' 18-yard line on the first play of the second half, leading to a Jason Elam 32-yard field goal four plays afterward. Denver opened a 28-point advantage 1:37 into the fourth quarter when Elway combined with Rod Smith for a 28-yard touchdown strike. The Broncos finished off the scoring when Neil Smith recovered an Oronde Gadsden fumble following a reception and rumbled 79 yards for a touchdown.

MIAMI	0	3	0	0	-	3
DENVER	14	7	3	14	-	38

D - Davis, 1 run (Elam kick)	14/92	1 - 9:05
D - Davis, 20 run (Elam kick)	4/66	1 - 13:58
M - FG Mare 22	11/76	2 - 4:53
D - Loville, 11 run (Elam kick)	11/87	2 - 10:21
D - FG Elam 32	5/66	3 - 3:08
D - R. Smith, 28 pass from Elway (Elam kick)	5/52	4 - 1:37
D - N. Smith, 79 fumble return (Elam kick)		4 - 5:11

ATT. - 75,729

	Miami	Denver
First Downs/Total-Rush.-Pass.-Pen.	14-11-1-2	24-13-10-1
Total Yards-Plays-Average	252-51-4.9	424-62-6.8
Rushes-Yards-Average	13-14-1.1	38-250-6.6
Net Yards Passing-Times Thrown-Yards Lost	238-1-5	174-1-8
Passes Attempted-Completed-Intercepted	37-26-2	23-14-0
Punts/Number-Average	5/45.6	2/48.5
Penalties/Number-Yards	10-57	5-41
Fumbles/Number-Lost	1-1	0-0

INDIVIDUAL STATISTICS

RUSHING - Miami: Parmalee 7-14; Abdul-Jabbar 3-5; Huard 2-(-2); Pritchett 1-(-3).
Denver: Davis 21-199, 2 TDs; Loville 8-34, 1 TD; Elway 3-19; Brister 6-(-2).

PASSING - Miami: Marino 37-26-2, 243 yards, 0 TDs.

Denver: Elway 23-14-0, 182 yards, 1 TD.

RECEIVING - Miami: McDuffie 9-118; Parmalee 5-24; Gadsden 4-36; L. Thomas 3-31; Pritchett 3-23; Jacquet 1-6; Abdul-Jabbar 1-5.

Denver: Sharpe 5-38; R. Smith 4-71, 1 TD; McCaffrey 3-52; Griffith 1-14; Davis 1-7.

INTERCEPTIONS - Miami: None.

Denver: Johnson 1-48; Romanowski 1-0.

SACKS - Miami: Wilson 1.

Denver: Washington 1.

MISSED FIELD GOALS - Miami: None.

Denver: None.

1999 AFC FIRST-ROUND PLAYOFF

DOLPHINS 20, SEATTLE 17
January 9, 2000

Kingdome
Seattle, WA

In the last game ever played at the Kingdome, the Dolphins recorded their first road playoff win since 1972 with a 20-17 triumph over the Seattle Seahawks. The Seahawks' second possession of the game started at the Dolphins' 47 after Miami was forced to punt from its own four-yard line. From there, Seattle needed eight plays before Jon Kitna connected with Sean Dawkins for a nine-yard touchdown pass on third-and-three, with 6:18 to play in the first quarter. The score marked the second third-down conversion on the drive for the Seahawks. Kitna and Mike Pritchard hooked up for a pair of completions on the drive, totaling 29 yards. Brock Marion returned the ensuing kickoff 47 yards to midfield. The Dolphins then moved 37 yards in seven plays, leading to an Olindo Mare 32-yard field goal with 2:05 remaining in the opening quarter. The Seahawks re-gained their seven-point advantage with 45 seconds left in the first half on Todd Peterson's 50-yard field goal, which capped an eight-play, 49-yard drive that used 3:45 of the clock. The Dolphins took over at their own 40 on the opening possession of the second half after Peterson's kickoff went out of bounds. Led by Dan

Marino, who completed all six of his passes, totaling 56 yards, Miami embarked on a ten-play, 60-yard drive that consumed 6:05 of the clock and ended with a one-yard touchdown pass from Marino to Oronde Gadsden on third-and-goal. The touchdown pass was the 31st for Marino in his playoff career, moving him past Terry Bradshaw into sole possession of second on the NFL's all-time postseason list. The key play on the march was a 27-yard completion from Marino to O.J. McDuffie on third-and-seven from the Seattle 46. Charlie Rogers took the ensuing kickoff and raced 85 yards for a touchdown to give Seattle the lead once again. The Dolphins pulled to within four points on Mare's 50-yard field goal with 2:22 to play in the third quarter, culminating a six-play, 32-yard drive in which Autry Denson rushed for 25 yards. The ensuing onside kick was recovered by Miami's Shawn Wooden, and the Dolphins took over at their own 42. Although they could not take advantage of that opportunity, Tom Hutton's punt that followed pinned Seattle at their own six. Down by four points with 9:09 to play, Miami gained possession at their own 15. On the third play of the series, they faced a third-and-17 from their own 8 when Marino hit Tony Martin for a 23-yard completion. From there, Miami marched the length of the field in just eight more plays, the final one being a two-yard TD run by J.J. Johnson with 4:48 to play in the game. Two plays prior to the score Marino connected with Gadsden for a 24-yard completion on third-and-10 from the Seahawks 29, giving them a first-and-goal from the 5. Seattle went three and out on their next series, and a Terrell Buckley interception with 23 seconds remaining ended any Seattle comeback hopes. The Dolphins dominated the second half of the game, as they gained 230 yards while holding Seattle to just 32 yards over the final 30 minutes of the game. Overall on the day, the Dolphins outgained Seattle by a 299-171 margin. They rushed for 108 yards while limiting the Seahawks to just 41 yards. The Dolphins held the ball for 34:48. Miami registered a club playoff record six sacks on the afternoon, including three by Trace Armstrong. Johnson finished the game with 86 yards rushing and a touchdown on 27 attempts. McDuffie and Martin each caught five passes.

MIAMI	3	0	10	7	-	20
SEATTLE	7	3	7	0	-	17

S - Dawkins, 9 pass from Kitna (Peterson kick)	8/47	1 - 8:42
M - FG Mare 32	7/37	1 -12:55
S - FG Peterson 50	8/49	2 -15:15
M - Gadsden, 1 pass from Marino (Mare kick)	10/60	3 - 6:05
S - Rogers, 85 kickoff return (Peterson kick)		3 - 6:23
M - FG Mare 50	6/32	3 -12:38
M - Johnson, 2 run (Peterson kick)	11/85	4 -10:12

ATT. - 66,170

	Miami	Seattle
First Downs/Total-Rush.-Pass.-Pen.	18-7-10-1	12-0-10-2
Total Yards-Plays-Average	299-68-4.4	171-56-3.1
Rushes-Yards-Average	37-108-2.9	20-41-2.1
Net Yards Passing-Times Thrown-Yards Lost	191-1-5	130-6-32
Passes Attempted-Completed-Intercepted	30-17-0	30-14-2
Punts/Number-Average	8/41.3	7/47.9
Penalties/Number-Yards	6-67	2-10
Fumbles/Number-Lost	0-0	0-0

INDIVIDUAL STATISTICS

RUSHING - Miami: Johnson 27-86, 1 TD; Denson 7-19, Pritchett 2-4; Marino 1-(-1).

Seattle: Watters 19-40; Kitna 1-1.

PASSING - Miami: Marino 30-17-0, 196 yards, 1 TD.

Seattle: Kitna 30-14-2, 162 yards, 1 TD.

RECEIVING - Miami: McDuffie 5-82; Martin 5-70; Gadsen 2-25, 1 TD; Johnson 2-3; Konrad 1-7;

Goodwin 1-6; Perry 1-3.

Seattle: Dawkins 3-35, 1 TD; Pritchard 3-34; Fauria 3-31; Watters 2-22; Brown 2-18; Galloway 1-22.

INTERCEPTIONS - Miami: Marion 1-31; Buckley 1-6.

Seattle: None.

SACKS - Miami: Armstrong 3; Owens 1; Z. Thomas 1; Wilson 1.

Seattle: Adams 1.

MISSED FIELD GOALS - Miami: None.

Seattle: None.

1999 AFC DIVISIONAL PLAYOFF

JACKSONVILLE 62, DOLPHINS 7
January 15, 2000

ALLTEL Stadium
Jacksonville, FL

The Dolphins allowed the most point in club history and suffered their worst defeat ever as well. The Jaguars took a 7-0 lead on an eight-yard touchdown pass from Mark Brunell to Jimmy Smith on the first series of the game, 4:28 into the contest. A 41-yard completion from Mark Brunell to Jimmy

Smith to the Dolphins' 22 was the key play on the 73-yard drive, in which Jacksonville converted all three of their third down attempts, including the touchdown. On the next play from scrimmage, Aaron Beasley intercepted a Dan Marino pass and Jacksonville took over at the Dolphins' 41. From there, the Jaguars moved 14 yards, setting up a Mike Hollis 45-yard field goal, with 6:19 to play in the opening quarter. The Jaguars scored for the third time in as many possessions when Fred Taylor broke loose for a 90-yard touchdown run with 3:46 remaining in the first quarter. On the following play from scrimmage, Tony Brackens stripped the ball from Marino, Brackens recovered and went 16 yards for the score. On the first play of the second quarter, Jacksonville scored again on a 39-yard touchdown pass from Brunell to Taylor on third-and-14. The Jaguars gained possession at the Dolphins' 21 on their next series after Corey Chamblin blocked a Tom Hutton punt. That led to a James Stewart 25-yard TD run three plays later. Hollis added a 28-yard field goal 1:51 prior to the half. That score came five plays after Carnell Lake recovered a J.J. Johnson fumble at the Dolphins' 30. Miami got its first points of the game three seconds before halftime when Marino and Oronde Gadsden combined for a 20-yard TD pass, on third-and-10. Jay Fiedler connected with Jimmy Smith for a 70-yard touchdown pass, 2:57 into the third quarter, giving Jacksonville 48 points on the afternoon, marking the most points that Miami has ever given up in the postseason. Fiedler fired his second touchdown pass of the day with 6:19 to play in the third quarter when he hit Alvis Whitted for a 38-yard scoring pass. Jacksonville finished the scoring with a Chris Howard five-yard touchdown run 4:23 into the fourth quarter, one play after Donovan Darius recovered an Autry Denson fumble.

MIAMI	0	7	0	0	-	7
JACKSONVILLE	24	17	14	7	-	62

J - Smith, 8 pass from Brunell (Hollis kick)	9/73	1 - 4:28
J - FG Hollis 45	9/14	1 - 8:41
J - Taylor, 90 run (Hollis kick)	2/91	1 - 11:14
J - Brackens, 16 fumble return (Hollis kick)		1 - 11:39
J - Taylor, 39 pass from Brunell (Hollis kick)	4/53	2 - :12
J - Stewart, 25 run (Hollis kick)	3/21	2 - 2:55
J - FG Hollis 28	5/20	2 - 13:09
M - Gadsden, 20 pass from Marino (Mare kick)	9/80	2 - 14:57
J - Smith, 70 pass from Fiedler (Hollis kick)	3/78	3 - 2:57
J - Whitted, 38 pass from Fiedler (Hollis kick)	5/69	3 - 8:41
J - Howard, 5 run (Hollis kick)	1/5	4 - 4:23

ATT. - 66,170

	Miami	Jacksonville
First Downs/Total-Rush.-Pass.-Pen.	10/0-6-4	21/10-10-1
Third Down Efficiency	2-14/14.3	8-16/50.0
Total Yards-Plays-Average	133-65-2.0	520-68-7.6
Rushes-Yards-Average	19-23-1.2	46-257-5.6
Net Yards Passing-Times Thrown-Yards Lost	110-5-31	263-2-14
Passes Attempted-Completed-Intercepted	41-16-2	20-12-1
Punts/Number-Average	9-39.6	5-39
Penalties/Number-Yards	9-88	7-51
Fumbles/Number-Lost	6-5	1-1

INDIVIDUAL STATISTICS

RUSHING - Miami: Denson 6-10; Pritchett 2-10; Johnson 8-9; Huard 1-2; Marino 1-0; Hutton 1-(-8). Jacksonville: Taylor 18-135, 1 TD; Stewart 11-62, 1 TD; Howard 15-54, 1 TD; Brunell 1-6; Shelton 1-0.

PASSING - Miami: Marino 25-11-2, 95 yards, 1 TD; Huard 16-5-0, 46 yards, 0 TDs. Jacksonville: Brunell 9-5-0, 105 yards, 2 TDs; Fiedler 11-7-1, 172 yards, 2 TDs.

RECEIVING - Miami: Gadsden 6-62, 1 TD; Konrad 3-30; McDuffie 2-19; Pritchett 2-17; Johnson 2-11; Drayton 1-2. Jacksonville: Smith 5-136, 2 TDs; McCardell 4-52; Taylor 1-39, 1 TD; Whitted 1-38, 1 TD; Shelton 1-12.

INTERCEPTIONS - Miami: Jackson 1-0 yards. Jacksonville: Beasley 2-5 yards.

SACKS - Miami: Bowens 1.0; Mixon 1.0.

Jacksonville: Walker 2; Brackens 1; Leroy 1; Marts 1.

MISSED FIELD GOALS - Miami: None.

Jacksonville: Hollis 39(WL).

DOLPHINS INDIVIDUAL PLAYOFF RECORDS

The following individual records relate solely to service with the Miami Dolphins. They include National Football League playoff and Super Bowl statistics only. Super Bowl games are marked with a ***.

SERVICE

MOST GAMES PLAYED

- 19 Bob Kuechenberg (1970-84)
- 18 Dan Marino (1983-99)
- 13 by five players

MOST STARTS

- 19 Bob Kuechenberg (1970-84)
- 18 Dan Marino (1983-99)
- 13 Kim Bokamper (1977-85)

SCORING

MOST POINTS

Career

- 64 Garo Yepremian (12 games), 28 XPs, 12 FGs
- 60 Larry Csonka (12 games), 10 TDs

Game

- 18 Larry Csonka (12/30/73 vs. Oakland), 3 TDs

MOST TOUCHDOWNS

Career

- 10 Larry Csonka (12 games), 9 run, 1 pass
- 6 Jim Kiick (11 games), 6 run

Game

- 3 Larry Csonka (12/30/73 vs. Oakland), 3 run

MOST FIELD GOALS

Career

- 12 Garo Yepremian (12 games), 20 attempts
- 9 Uwe von Schamann (ten games), 15 attempts

Game

- ***3 Uwe von Schamann (1/20/85 vs. San Francisco), 3 attempts
- 3 Olindo Mare (1/2/99 vs. Buffalo), 4 attempts

LONGEST FIELD GOALS

- 58 Pete Stoyanovich (1/5/91 vs. Kansas City)
- 51 Fuad Reveiz (1/4/86 vs. Cleveland)
- 51 Pete Stoyanovich (1/17/93 vs. Buffalo)

MOST POINTS AFTER TOUCHDOWNS

Career

- 32 Uwe von Schamann (ten games), 33 attempts

- 28 Garo Yepremian (12 games), 29 attempts

Game

- 6 Uwe von Schamann (1/6/85 vs. Pittsburgh), 6 attempts
- 5 Uwe von Schamann (1/2/82 vs. San Diego), 5 attempts

MOST TWO-POINT CONVERSIONS

Career

- 1 O.J. McDuffie (six games)
- 1 Stanley Pritchett (three games)

Game

- 1 O.J. McDuffie (12/30/95 at Buffalo)
- 1 Stanley Pritchett (1/2/99 vs. Buffalo)

RUSHING

MOST RUSHING YARDS

Career

- 891 Larry Csonka (12 games), 225 attempts
- 454 Tony Nathan (11 games), 118 attempts

Game

- ***145 Larry Csonka (1/13/74 vs. Minnesota), 33 attempts
- 117 Larry Csonka (12/30/73 vs. Oakland), 29 attempts

MOST RUSHING ATTEMPTS

Career

- 225 Larry Csonka (12 games)
- 118 Tony Nathan (11 games)

Game

- ***33 Larry Csonka (1/13/74 vs. Minnesota), 145 yards
- 29 Larry Csonka (12/30/73 vs. Oakland), 117 yards

MOST RUSHING TOUCHDOWNS

Career

- 9 Larry Csonka (12 games)
- 6 Jim Kiick (11 games)

Game

- 3 Larry Csonka (12/30/73 vs. Oakland)
- 2 Three times, last 1986

MOST 100-YARD RUSHING GAMES

Career

- 4 Larry Csonka (12 games)
- 1 Mercury Morris (ten games)
- 1 Andra Franklin (six games)

LONGEST RUNS FROM SCRIMMAGE

- ***49 Larry Csonka (1/14/73 vs. Washington)
- 37 Larry Seiple (12/31/72 at Pittsburgh)

PASSING

MOST YARDS PASSING

Career

4,510	Dan Marino (18 games)
1,467	Bob Griese (12 games)

Game

422	Dan Marino (12/30/95 at Buffalo), 33 of 64
421	Dan Marino (1/6/85 vs. Pittsburgh), 21 of 32

MOST PASS ATTEMPTS

Career

687	Dan Marino (18 games)
208	Bob Griese (12 games)

Game

64	Dan Marino (12/30/95 at Buffalo), 33 completions
**50	Dan Marino (1/20/85 vs. San Francisco), 29 completions

MOST PASS COMPLETIONS

Career

385	Dan Marino (18 games)
112	Bob Griese (12 games)

Game

33	Dan Marino (12/30/95 at Buffalo), 64 attempts
29	Don Strock (1/2/82 vs. San Diego), 43 attempts
**29	Dan Marino (1/20/85 vs. San Francisco), 50 attempts

MOST CONSECUTIVE PASS COMPLETIONS

13	Don Strock (1/2/82 vs. San Diego)
11	Dan Marino (1/5/91 vs. Kansas City through 1/12/91 at Buffalo)

MOST TOUCHDOWN PASSES

Career

32	Dan Marino (18 games)
10	Bob Griese (12 games)

Game

4	Don Strock (1/2/82 vs. San Diego)
4	Dan Marino (1/6/85 vs. Pittsburgh)

MOST PASSES HAD INTERCEPTED

Career

24	Dan Marino (18 games)
12	Bob Griese (12 games)

Game

3	David Woodley (1/23/83 vs. N.Y. Jets), 21 attempts
3	Dan Marino (12/30/95 at Buffalo), 64 attempts
2	11 times, last Dan Marino at Jacksonville, 1/15/00

HIGHEST COMPLETION PERCENTAGE

Career (minimum 50 completions)

56.0	Dan Marino (18 games), 385 of 687 attempts
53.8	Bob Griese (12 games), 112 of 208 attempts

Game (minimum 12 completions)

84.2	David Woodley (1/8/83 vs. New England), 16 of 19 attempts
77.3	David Woodley (1/16/83 vs. San Diego), 17 of 22 attempts

MOST 300-YARD PASSING GAMES

Career

4	Dan Marino (18 games)
1	Don Strock (13 games)

LONGEST PASS PLAYS

**76t	David Woodley to Jimmy Cefalo (1/30/83 vs. Washington)
75t	Bob Griese to Paul Warfield (1/2/72 vs. Baltimore)

RECEIVING

MOST RECEPTIONS

Career

65	Tony Nathan (11 games)
43	O.J. McDuffie (eight games)

Game

11	O.J. McDuffie (12/30/95 at Buffalo), 154 yards
**10	Tony Nathan (1/20/85 vs. San Francisco), 83 yards
10	Tony Nathan (1/4/86 vs. Cleveland), 101 yards

MOST RECEIVING YARDS

Career

717	Paul Warfield (11 games), 21.1 per catch
649	Tony Nathan (11 games), 10.0 per catch

Game

154	O.J. McDuffie (12/30/95 at Buffalo), 11 receptions
148	Mark Duper (1/6/85 vs. Pittsburgh), 5 receptions

MOST RECEIVING TOUCHDOWNS

Career

5	Mark Duper (ten games), 32 receptions
4	Paul Warfield (11 games), 34 receptions
4	Bruce Hardy (13 games), 26 receptions
4	Keith Jackson (four games), 19 receptions

Game

2	Joe Rose (1/2/82 vs. San Diego)
2	Bruce Hardy (1/8/83 vs. New England)
2	Mark Duper (1/6/85 vs. Pittsburgh)
2	Keith Jackson (1/10/93 vs. San Diego)
2	Keith Jackson (1/8/95 at San Diego)

MOST 100-YARD RECEIVING GAMES

Career

3	Mark Duper (ten games)
3	Tony Nathan (11 games)

PUNTING

MOST PUNTS

Career

- 50 Larry Seiple (11 games), 1,990 yards
40 Reggie Roby (ten games), 1,622 yards

Game

- 10 Tom Orosz (1/23/83 vs. N.Y. Jets), 333 yards
8 Three times, last: Tom Hutton (1/15/00 at Jacksonville, 356 yards)

HIGHEST PUNTING AVERAGE

Career (minimum 25 punts)

- 40.6 Reggie Roby (ten games), 40 punts
39.8 Larry Seiple (11 games), 50 punts

Game (minimum 4 punts)

- 48.6 George Roberts (12/24/78 vs. Houston), 5-243
45.6 Klaus Wilmsmeyer (1/9/99 at Denver), 5-228

LONGEST PUNTS

- 64 Reggie Roby (1/5/91 vs. Kansas City) net 53
62 Reggie Roby (1/4/86 vs. Cleveland) net 62

PUNT RETURNS

MOST PUNT RETURNS

Career

- 16 Tom Vigorito (seven games)
14 Jake Scott (ten games)

Game

- 6 Nate Jacquet (1/9/00 at Seattle), 10.5 avg.
5 Scott Miller (1/10/93 vs. San Diego), 9.0 avg.

MOST PUNT RETURN YARDS

Career

- 129 Tom Vigorito (seven games)
110 Nate Jacquet (four games)
103 O.J. McDuffie (eight games)

Game

- 63 Nate Jacquet (1/9/00 at Seattle), 6 returns
45 Scott Miller (1/10/93 vs. San Diego), 5 returns

LONGEST PUNT RETURNS

- 29 Nate Jacquet (1/15/00 at Jacksonville)
25 Nate Jacquet (1/9/00 at Seattle)

HIGHEST PUNT RETURN AVERAGE

Career (minimum 10 returns)

- 8.1 Tom Vigorito (seven games), 16 returns
6.8 Jake Scott (ten games), 14 returns

Game (minimum three returns)

- 10.5 Nate Jacquet (1/9/00 at Seattle), 6-63
10.0 Tom Vigorito (1/8/83 vs. New England), 4-40
10.0 Fulton Walker (12/29/84 vs. Seattle), 3-30

MOST FAIR CATCHES

Career

- 11 Jake Scott (seven games) of 25 punts
7 O.J. McDuffie (eight games) of 15 punts

Game

- 4 Jake Scott (12/23/73 vs. Cincinnati) of five punts

KICKOFF RETURNS

MOST KICKOFF RETURNS

Career

- 23 Fulton Walker (nine games)
13 Mercury Morris (ten games)

Game

- 8 Marc Logan (1/12/91 at Buffalo), 17.3 average
6 Fulton Walker (12/31/83 vs. Seattle), 17.3 average
6 Lorenzo Hampton (1/12/86 vs. New England), 15.2 average

MOST KICKOFF RETURN YARDS

Career

- 556 Fulton Walker (nine games)
269 Mercury Morris (ten games)

Game

- **190 Fulton Walker (1/30/83 vs. Washington), long 98t
138 Marc Logan (1/12/91 at Buffalo), long 44

LONGEST KICKOFF RETURNS

- **98t Fulton Walker (1/30/83 vs. Washington)
89t Nat Moore (12/21/74 at Oakland)

HIGHEST KICKOFF RETURN AVERAGE

Career (minimum 10 returns)

- 24.9 O.J. McDuffie (eight games), 10 returns
24.2 Fulton Walker (nine games), 23 returns

Game (minimum four returns)

- **47.5 Fulton Walker (1/30/83 vs. Washington), 4-190
24.2 John Avery (1/9/99 at Denver), 5-121

INTERCEPTIONS

MOST INTERCEPTIONS

Career

- 5 Dick Anderson (11 games)
4 by five players

Game	
3	A.J. Duhe (1/23/83 vs. N.Y. Jets), 36 yards
2	Four times, last 1992

LONGEST INTERCEPTION RETURNS

62t	Dick Anderson (1/2/72 vs. Baltimore), John Unitas
**55	Jake Scott (1/14/73 vs. Washington), Bill Kilmer

SACKS

MOST SACKS

Career	
8	Kim Bokamper (13 games)
5	Trace Armstrong (six games)
Game	
3	Trace Armstrong (1/9/00 at Seattle)
2	Bob Heinz (1/2/72 vs. Baltimore)
2	Bob Matheson (12/23/73 vs. Cincinnati)
2	Kim Bokamper (12/24/78 vs. Houston)
2	Kim Bokamper (1/2/82 vs. San Diego)
2	A.J. Duhe (1/16/83 vs. San Diego)
2	Kim Bokamper (1/23/83 vs. N.Y. Jets)

2	Marco Coleman (1/8/95 at San Diego)
---	--

FUMBLES

MOST FUMBLES

Career	
8	Dan Marino (18 games)
5	Andra Franklin (six games)
Game	
3	Andra Franklin (1/8/83 vs. New England)
2	Seven times, last 1999

MOST OWN FUMBLE RECOVERIES

Career	
3	Dan Marino (18 games)
2	Bob Griese (12 games)
Game	
2	Bob Griese (12/27/70 at Oakland)

MOST OPPONENT FUMBLE RECOVERIES

Career	
2	Doug Betters (13 games)
2	Larry Gordon (seven games)
2	Jake Scott (11 games)
Game	
2	Larry Gordon (12/31/72 at Pittsburgh)

DOLPHINS TEAM PLAYOFF RECORDS

SCORING

MOST POINTS SCORED

45	1/6/85 vs. Pittsburgh
38	1/2/82 vs. San Diego

FEWEST POINTS SCORED

**3	1/16/72 vs. Dallas
3	12/28/97 at New England
3	1/9/99 at Denver
7	1/15/00 at Jacksonville

MOST POINTS ALLOWED

62	1/15/00 at Jacksonville
44	1/12/91 at Buffalo

FEWEST POINTS ALLOWED

0	1/2/72 vs. Baltimore
0	1/23/83 vs. N.Y. Jets
0	1/10/93 vs. San Diego

MOST POINTS, BOTH TEAMS

79	San Diego 41, at Miami 38, OT (1/2/82)
78	at Buffalo 44, Miami 34 (1/12/91)

FEWEST POINTS, BOTH TEAMS

14	at Miami 14, N.Y. Jets 0 (1/23/83)
20	at New England 17, Miami 3 (12/28/97)

MOST DECISIVE WIN

31	31-0 vs. San Diego (1/10/93)
----	------------------------------

21	21-0 vs. Baltimore (1/2/72)
21	34-13 vs. San Diego (1/16/83)
21	31-10 vs. Seattle (12/29/84)

MOST DECISIVE LOSS

55	62-7 at Jacksonville (1/15/00)
35	38-3 at Denver (1/9/99)

MOST TOUCHDOWNS SCORED BY

Rushing	
3	12/30/73 vs. Oakland
**3	1/13/74 vs. Minnesota

Passing

4	1/2/82 vs. San Diego
4	1/6/85 vs. Pittsburgh

Interception

1	1/2/72 vs. Baltimore
1	1/23/83 vs. N.Y. Jets

Kickoff Return

1	12/21/74 at Oakland
**1	1/30/83 vs. Washington

MOST TOUCHDOWNS ALLOWED BY

Rushing	
3	12/30/79 at Pittsburgh
3	12/30/95 at Buffalo
3	1/9/99 at Denver
3	1/15/00 at Jacksonville

Passing

4	12/21/74 at Oakland
4	1/15/00 at Jacksonville
3	Five times, last 1990

Interception

- 1 12/27/70 at Oakland
- 1 12/23/73 vs. Cincinnati
- 1 12/28/97 at New England

Punt Return

- 1 1/2/82 vs. San Diego

Kickoff Return

- 1 1/9/00 at Seattle

MOST POINTS IN A QUARTER, DOLPHINS

- 1st-
 - 14 12/23/73 vs. Cincinnati
 - **14 1/13/74 vs. Minnesota

- 2nd-
 - 21 1/10/93 vs. San Diego
 - 20 1/16/83 vs. San Diego

- 3rd-
 - 14 1/2/82 vs. San Diego
 - 14 12/29/84 vs. Seattle
 - 14 1/6/85 vs. Pittsburgh
 - 14 1/4/86 vs. Cleveland

- 4th-
 - 22 12/30/95 at Buffalo
 - 14 1/5/91 vs. Kansas City
 - 14 1/12/91 at Buffalo

MOST POINTS IN A QUARTER, OPPONENT

- 1st-
 - 24 1/2/82 vs. San Diego
 - 24 1/15/00 at Jacksonville
 - 20 12/30/79 at Pittsburgh

- 2nd-
 - **21 1/20/85 vs. San Francisco
 - 17 1/15/00 at Jacksonville

- 3rd-
 - 14 1/15/00 at Jacksonville
 - 10 12/30/73 vs. Oakland
 - **10 1/20/85 vs. San Francisco
 - 10 1/17/93 vs. Buffalo
 - 10 12/28/97 at New England

- 4th-
 - 14 12/21/74 at Oakland
 - **14 1/30/83 vs. Washington
 - 14 1/12/91 at Buffalo
 - 14 1/9/99 at Denver

MOST POINTS IN A HALF, DOLPHINS

- 1st-
 - 27 1/16/83 vs. San Diego
 - 24 1/6/85 vs. Pittsburgh

- 2nd-
 - 22 12/30/95 at Buffalo
 - 21 Three times, last 1986

MOST POINTS IN A HALF, OPPONENT

- 1st-
 - 41 1/15/00 at Jacksonville
 - **28 1/20/85 vs. San Francisco
 - 27 1/12/91 at Buffalo

- 2nd-
 - 21 12/21/74 at Oakland
 - 21 1/15/00 at Jacksonville
 - 20 12/31/83 vs. Seattle

FIRST DOWNS

MOST FIRST DOWNS

- 29 1/16/83 vs. San Diego
- 28 1/6/85 vs. Pittsburgh

FEWEST FIRST DOWNS

- **9 1/30/83 vs. Washington
- **10 1/16/72 vs. Dallas
- 10 12/28/97 at New England
- 10 1/15/00 at Jacksonville

MOST FIRST DOWNS ALLOWED

- 34 1/2/82 vs. San Diego
- **31 1/20/85 vs. San Francisco

FEWEST FIRST DOWNS ALLOWED

- 8 12/29/84 vs. Seattle
- 10 1/23/83 vs. N.Y. Jets
- 10 1/10/93 vs. San Diego

MOST FIRST DOWNS BY

- Rushing**
 - 18 12/23/73 vs. Cincinnati
 - 18 12/30/73 vs. Oakland

- Passing**
 - 21 1/2/82 vs. San Diego
 - 20 12/30/95 at Buffalo

- Penalty**
 - 5 1/2/99 vs. Buffalo

FEWEST FIRST DOWNS BY

- Rushing**
 - 0 1/15/00 at Jacksonville
 - 1 1/9/99 at Denver

- Passing**
 - 2 12/30/73 vs. Oakland
 - **2 1/30/83 vs. Washington

MOST FIRST DOWNS ALLOWED BY

- Rushing**
 - 18 12/30/95 at Buffalo
 - **16 1/20/85 vs. San Francisco

- Passing**
 - 21 1/2/82 vs. San Diego
 - 17 12/31/94 vs. Kansas City

- Penalty**
 - 3 Three times, last vs. Buffalo, 1/2/99

FEWEST FIRST DOWNS ALLOWED BY

- Rushing**
 - 0 1/9/00 at Seattle
 - 2 1/23/83 vs. N.Y. Jets
 - 2 12/29/84 vs. Seattle

- Passing**
 - 5 1/4/86 vs. Cleveland
 - 6 Six times, last 1985

TOTAL NET YARDS

MOST NET YARDS GAINED

- 569 1/6/85 vs. Pittsburgh
- 502 12/30/95 at Buffalo

FEWEST NET YARDS GAINED

- 133 1/15/00 at Jacksonville
- 162 12/28/97 at New England

MOST NET YARDS ALLOWED

- 564 1/2/82 vs. San Diego
- **537 1/20/85 vs. San Francisco

FEWEST NET YARDS ALLOWED

- 139 1/23/83 vs. N.Y. Jets
- 171 1/9/00 at Seattle

RUSHING

MOST RUSHING YARDS

- 266 12/30/73 vs. Oakland, 53 att.
241 12/23/73 vs. Cincinnati, 52 att.

FEWEST RUSHING YARDS

- 14 1/9/99 at Denver
23 1/15/00 at Jacksonville

MOST RUSHING YARDS ALLOWED

- 341 12/30/95 at Buffalo, 52 att.
**276 1/30/83 vs. Washington, 52 att.

FEWEST RUSHING YARDS ALLOWED

- 41 1/9/00 at Seattle, 20 att.
51 12/29/84 vs. Seattle, 18 att.

MOST RUSHING ATTEMPTS

- 56 1/16/83 vs. San Diego, 214 yards
53 Two times, last 1974

FEWEST RUSHING ATTEMPTS

- 8 1/8/95 at San Diego
**9 1/20/85 vs. San Francisco, 25 yards
11 1/13/93 vs. Buffalo, 33 yards

MOST RUSHING ATTEMPTS, OPPONENT

- 59 1/12/86 vs. New England, 255 yards
**52 1/30/83 vs. Washington, 276 yards
52 12/30/95 at Buffalo, 341 yards

FEWEST RUSHING ATTEMPTS, OPPONENT

- 16 1/10/93 vs. San Diego, 70 yards
17 1/16/83 vs. San Diego, 79 yards

PASSING

MOST NET YARDS PASSING

- 435 1/6/85 vs. Pittsburgh
432 12/30/95 at Buffalo

FEWEST NET YARDS PASSING

- 26 12/30/73 vs. Oakland
60 1/23/83 vs. N.Y. Jets

MOST NET YARDS PASSING ALLOWED

- 415 1/2/82 vs. San Diego
339 1/12/91 at Buffalo
339 1/2/99 vs. Buffalo

FEWEST NET YARDS PASSING ALLOWED

- 62 1/4/86 vs. Cleveland
71 1/12/86 vs. New England

MOST PASS ATTEMPTS

- 66 12/30/95 at Buffalo
**50 1/20/85 vs. San Francisco

FEWEST PASS ATTEMPTS

- 6 12/30/73 vs. Oakland
**7 1/13/74 vs. Minnesota

MOST PASS ATTEMPTS, OPPONENT

- 54 1/2/82 vs. San Diego
45 1/10/93 vs. San Diego

FEWEST PASS ATTEMPTS, OPPONENT

- 12 1/2/86 vs. New England
16 12/27/70 at Oakland

MOST PASS COMPLETIONS

- 34 12/30/95 at Buffalo

- 31 1/2/82 vs. San Diego

FEWEST PASS COMPLETIONS

- 3 12/30/73 vs. Oakland
4 Two times, last 1983

MOST PASS COMPLETIONS, OPPONENT

- 33 1/2/82 vs. San Diego
28 1/8/95 at San Diego
26 12/31/94 vs. Kansas City

FEWEST PASS COMPLETIONS, OPPONENT

- 8 1/27/70 at Oakland
9 1/24/72 vs. Cleveland

INTERCEPTIONS

MOST INTERCEPTIONS

- 5 12/24/72 vs. Cleveland
5 1/16/83 vs. San Diego
5 1/23/83 vs. N.Y. Jets

MOST INTERCEPTIONS, OPPONENT

- 3 12/24/78 vs. Houston
3 1/23/83 vs. N.Y. Jets
3 12/30/95 at Buffalo

PUNTING

MOST PUNTS

- 10 1/23/83 vs. N.Y. Jets
9 1/15/00 at Jacksonville

MOST PUNT YARDS

- 356 1/15/00 at Jacksonville
333 1/23/83 vs. N.Y. Jets

FEWEST PUNTS

- 1 12/30/73 vs. Oakland
1 1/8/83 vs. New England
1 1/2/99 vs. Buffalo

MOST PUNTS, OPPONENT

- 10 1/23/83 vs. N.Y. Jets
7 Six times, last: 1/9/00 at Seattle

MOST PUNT YARDS, OPPONENT

- 357 1/23/83 vs. N.Y. Jets
335 1/9/00 at Seattle

FEWEST PUNTS, OPPONENT

- 1 1/12/91 at Buffalo
2 Seven times, last at Denver, 1/9/99

MOST PUNTS, BOTH TEAMS

- 20 1/23/83 vs. N.Y. Jets
15 1/10/93 vs. San Diego
15 1/9/00 at Seattle

FEWEST PUNTS, BOTH TEAMS

- 3 12/30/73 vs. Oakland
3 1/12/91 at Buffalo
3 1/2/99 vs. Buffalo

HIGHEST PUNTING AVERAGE

- x-48.6 12/24/72 vs. Houston

HIGHEST PUNTING AVERAGE, OPPONENT

- x-51.3 12/31/72 at Pittsburgh

x-minimum 4 punts

SACKS

MOST SACKS

6-32	1/9/00 at Seattle
4-29	1/8/83 vs. New England
4-26	1/23/83 vs. N.Y. Jets

MOST SACKS, OPPONENT

5-31	1/15/00 at Jacksonville
4-14	12/24/72 vs. Cleveland
4-27	1/23/83 vs. N.Y. Jets
**4-29	1/20/85 vs. San Francisco
4-25	1/17/93 vs. Buffalo
4-21	12/28/97 at New England

FUMBLES

MOST FUMBLES

6	1/15/00 at Jacksonville
5	1/12/86 vs. New England

MOST FUMBLES LOST

6-5	1/15/00 at Jacksonville
5-4	1/12/86 vs. New England

MOST FUMBLES, OPPONENT

4	12/27/70 vs. Oakland
4	1/2/99 vs. Buffalo
3	Eight times, last 1994

MOST FUMBLES LOST, OPPONENT

4-4	1/2/99 vs. Buffalo
3-3	12/30/79 at Pittsburgh
3-3	1/2/82 vs. San Diego
3-3	1/8/83 vs. New England

OPPONENTS PLAYOFF RECORDS

The following individual records relate solely to service against the Miami Dolphins. They include National Football League playoff and Super Bowl statistics only. Super Bowl games are marked with a "S".

RUSHING

MOST RUSHING YARDS

Career

404	Thurman Thomas, Buffalo (four games)
199	Terrell Davis, Denver (one game)

Game

199	Terrell Davis, Denver (1/9/99 at Denver), 21 attempts
**166	John Riggins, Washington (1/30/83 at Pasadena), 38 attempts

MOST RUSHING ATTEMPTS

Career

84	Thurman Thomas, Buffalo (four games)
47	Marv Hubbard, Oakland (three games)

Game

**38	John Riggins, Washington (1/30/83 at Pasadena), 166 yards
32	Thurman Thomas, Buffalo (1/12/91 at Buffalo), 117 yards

MOST RUSHING TOUCHDOWNS

Career

4	Thurman Thomas, Buffalo (four games)
2	Earnest Byner, Cleveland (one game)
2	Chuck Muncie, San Diego (two games)
2	Curt Warner, Seattle (one game)

Game

2	Terrell Davis, Denver (one game)
2	Earnest Byner, Cleveland (1/4/86 at Miami)
2	Thurman Thomas, Buffalo (1/12/91 at Buffalo)
2	Curt Warner, Seattle (12/31/83 at Miami)
2	Terrell Davis, Denver (1/9/99 at Denver)

LONGEST RUNS FROM SCRIMMAGE

90t	Fred Taylor, Jacksonville (1/15/00 at Jacksonville)
66t	Earnest Byner, Cleveland (1/4/86 at Miami)

PASSING

MOST YARDS PASSING

Career

711	Jim Kelly, Buffalo (three games)
645	Joe Montana, S.F., K.C. (two games)

Game

433	Dan Fouts, San Diego (1/2/82 at Miami), 33 of 53
360	Doug Flutie, Buffalo (1/2/99 at Miami), 21 of 36

MOST PASS ATTEMPTS

Career

87	Stan Humphries, San Diego (two games)
87	Dan Fouts, San Diego (two games)

Game

53	Dan Fouts, San Diego (1/2/82 at Miami), 33 comp.
44	Stan Humphries, San Diego (1/10/93 at Miami), 18 comp.

MOST PASS COMPLETIONS

Career

- 50 Joe Montana, S.F., K.C. (two games)
- 48 Dan Fouts, San Diego (two games)
- 48 Jim Kelly, Buffalo (three games)

Game

- 33 Dan Fouts, San Diego (1/2/82 at Miami), 53 attempts
- 28 Stan Humphries, San Diego (1/8/95 at San Diego), 43 att.

MOST TOUCHDOWN PASSES

Career

- 5 Ken Stabler, Oakland (two games)
- 5 Joe Montana, S.F., K.C. (two games)
- 5 Jim Kelly, Buffalo (three games)

Game

- 4 Ken Stabler, Oakland (12/21/74 at Oakland)
- 3 Tony Eason, New England (1/12/86 at Miami)
- 3 Dan Fouts, San Diego (1/2/82 at Miami)
- 3 Jim Kelly, Buffalo (1/12/91 at Buffalo)
- **3 Joe Montana, San Francisco (1/20/85 vs. Miami)

MOST PASSES HAD INTERCEPTED

Career

- 6 Dan Fouts, San Diego (two games)
- 6 Stan Humphries, San Diego (two games)

Game

- 5 Dan Fouts, San Diego (1/16/83 at Miami), 34 attempts
- 5 Mike Phipps, Cleveland (12/24/72 at Miami), 23 att.
- 5 Richard Todd, N.Y. Jets (1/23/83 at Miami), 37 att.

LONGEST PASS PLAYS

- 82t Daryle Lamonica to Rod Sherman, Oakland (12/27/70 at Oakland)
- 72t Ken Stabler to Cliff Branch, Oakland (12/21/74 at Oakland)

RECEIVING

MOST RECEPTIONS

Career

- 16 Ronnie Harmon, San Diego (two games)
- 14 Kellen Winslow, San Diego (two games)

Game

- 13 Kellen Winslow, San Diego (1/2/82 at Miami), 166 yards
- 9 Lenvil Elliott, Cincinnati (12/23/73 at Miami), 53 yards
- 9 Ronnie Harmon, San Diego (1/10/93 at Miami), 73 yards
- 9 Eric Moulds, Buffalo (1/2/99 at Miami), 240 yards

MOST RECEIVING YARDS

Career

- 240 Eric Moulds, Buffalo (one game)

- 207 Andre Reed, Buffalo (four games)

Game

- 240 Eric Moulds, Buffalo (1/2/99 at Miami), 9 receptions
- 166 Kellen Winslow, San Diego (1/2/82 at Miami), 13 receptions

MOST RECEIVING TOUCHDOWNS

Career

- 2 Fred Biletnikoff, Oakland (three games)
- 2 James Brooks, San Diego (two games)
- 2 Roger Craig, San Francisco (one game)
- 2 Andre Reed, Buffalo (four games)
- 2 John Stallworth, Pittsburgh (one game)
- 2 Jimmy Smith, Jacksonville (one game)

Game

- 2 James Brooks, San Diego (1/2/82 at Miami)
- **2 Roger Craig, San Francisco (1/20/85 vs. Miami)
- 2 Andre Reed, Buffalo (1/21/91 at Buffalo)
- 2 John Stallworth, Pittsburgh (1/6/85 at Miami)
- 2 Jimmy Smith, Jacksonville (1/15/00 at Jacksonville)

FIELD GOALS

MOST FIELD GOALS

Career

- 9 Steve Christie, Buffalo (three games)
- 3 Norm Johnson, Seattle (two games)
- 3 Nick Lowery, Kansas City (one game)
- 3 Horst Muhlmann, Cincinnati (one game)
- 3 Scott Norwood, Buffalo (one game)

Game

- 5 Steve Christie, Buffalo (1/17/93 at Miami) of 6
- 3 Four times, last 1995

LONGEST FIELD GOALS

- 50 Todd Peterson, Seattle (1/9/00 at Seattle)
- 48 Steve Christie, Buffalo (12/30/95 at Buffalo)

INTERCEPTIONS

MOST INTERCEPTIONS

Career

- 3 John Harris, Seattle (two games)
- 2 Willie Brown, Oakland (three games)
- 2 Ken Schroy, N.Y. Jets (one game)
- 2 Aaron Beasley, Jacksonville (one game)

Game

- 2 Ken Schroy, N.Y. Jets (1/23/83 at Miami), 1 yd.

- 2 John Harris, Seattle (12/29/84 at Miami), 45 yds.
 2 Aaron Beasley, Jacksonville (1/15/00 at Jacksonville), 5 yds.

LONGEST INTERCEPTION RETURNS

- 50t Willie Brown, Oakland (Bob Griese), 12/27/70 at Oakland
 48 Darrius Johnson, Denver (Dan Marino), 1/9/99 at Denver

LONGEST PLAYS

PUNTS

- 63 Ray Guy, Oakland (12/30/73 at Miami)
 60 Bob Walden, Pittsburgh (12/31/72 at Pittsburgh)

PUNT RETURNS

- 56t Wes Chandler, San Diego (1/2/82 at Miami)
 38 Thom Darden, Cleveland (12/24/78 at Miami)

KICKOFF RETURNS

- 85t Charlie Rogers, Seattle (1/9/00 at Seattle)
 59 Zachary Dixon, Seattle (12/31/87 at Miami)

FUMBLE RECOVERIES

- 79t Neil Smith, Denver (Oronde Gadsden), 1/9/99 at Denver
 **49t Mike Bass, Washington (Gar Yepremian), 1/14/73 at Los Angeles

ALL-TIME PLAYOFF LEADERS

(**Boldface** indicates active player)

RUSHING

	PLAYER	GAMES	ATT.	YDS.	AVG.	LG	TD
1.	Larry Csonka	12	225	891	4.0	49	9
2.	Tony Nathan	11	118	454	3.8	26	3
3.	Mercury Morris	10	95	440	4.6	27	1
4.	Jim Kiick	11	115	391	3.4	27	6
5.	Andra Franklin	6	93	335	3.6	29	2
6.	Sammie Smith	2	41	181	4.4	17	0
7.	Woody Bennett	10	59	179	3.0	17	4
8.	Bernie Parmalee	7	53	150	2.8	16	1
9.	Karim Abdul-Jabbar	3	35	116	3.3	18	1
10.	David Woodley	5	17	102	6.0	12	1
11.	Aaron Craver	4	12	98	8.2	25t	1
	Bob Griese	12	15	98	8.2	25	1
13.	J.J. Johnson	2	35	95	2.7	18	1
14.	Bobby Humphrey	2	31	93	3.0	15	0
15.	Benny Malone	3	14	83	5.9	23t	1
16.	Joe Carter	4	9	66	7.3	19	0
17.	Pete Johnson	3	16	61	3.8	14	0
18.	Ron Davenport	2	9	54	6.0	31t	2
19.	David Overstreet	1	9	50	5.6	13	0
20.	Irving Spikes	3	9	49	5.4	23	0
21.	Leroy Harris	1	9	43	4.8	9	0
22.	Delvin Williams	2	21	42	2.0	9	0
23.	Larry Seiple	11	1	37	37.0	37	0
24.	Paul Warfield	11	4	34	8.5	25	0
25.	O.J. McDuffie	8	3	31	10.3	19	0
26.	Autry Denson	2	13	29	2.2	17	0
27.	Marc Logan	2	12	23	1.9	7	0
28.	Keith Byars	1	4	22	5.5	10	0
29.	John Kidd	4	1	18	18.0	18	0
30.	Don Nottingham	6	2	17	8.5	12	0
	Tom Vigorito	7	4	17	4.3	6	0
32.	Stanley Pritchett	5	8	16	2.0	7	0
33.	Gary Davis	1	2	12	6.0	9	0
34.	Tom Orosz	5	1	11	11.0	11	0
35.	Eddie Hill	12	3	8	2.7	4	0
	Terry Kirby	1	2	8	4.0	7	1
	Charles Leigh	9	1	8	8.0	8	0

	PLAYER	GAMES	ATT.	YDS.	AVG.	LG	TD
38.	Nat Moore	13	1	7	7.0	7	0
39.	Jerris McPhail	1	1	4	4.0	4	0
40.	John Avery	2	1	3	3.0	3	0
	Earl Morrall	2	4	3	0.8	3	0
42.	Tony Paige	4	1	2	2.0	2	0
43.	Duriel Harris	7	1	1	1.0	1	0
	Dan Marino	18	15	1	0.1	5	1
45.	Norm Bulaich	2	2	0	0.0	0	0
	Mark Clayton	10	1	0	0.0	0	0
	Damon Huard	3	3	0	0.0	2	0
48.	Scott Mitchell	2	1	-1	-1.0	-1	0
49.	Don Strock	13	1	-2	-2.0	-2	0
50.	James Saxon	4	2	-3	-1.5	0	0
51.	Jim Jensen	13	2	-6	-3.0	-3	0
52.	Tom Hutton	2	1	-8	-8.0	-8	0
53.	George Roberts	2	1	-9	-9.0	-9	0

PASSING

	PLAYER	GAMES	ATT.	COMP.	YDS.	PCT.	TD	INT	RATE
1.	Dan Marino	18	687	385	4510	56.0	32	24	77.1
2.	Bob Griese	12	208	112	1467	53.8	10	12	68.4
3.	David Woodley	5	81	48	645	59.3	0	1	79.6
4.	Don Strock	13	62	38	551	61.3	4	3	91.6
5.	Earl Morrall	2	24	13	139	54.2	1	1	68.0
6.	Damon Huard	3	16	5	46	31.3	0	0	40.6
7.	Tony Nathan	11	2	2	34	1.000	0	0	118.8
8.	Bernie Kosar	1	1	1	10	1.000	0	0	108.3
9.	Marlin Briscoe	7	1	0	0	0.0	0	1	39.6
	O.J. McDuffie	8	1	0	0	0.0	0	0	39.6

RECEIVING

	PLAYER	GAMES	NO.	YDS.	AVG.	LG	TD
1.	Tony Nathan	11	62	622	10.3	39	2
2.	O.J. McDuffie	8	43	503	11.7	31	1
3.	Paul Warfield	11	34	717	21.1	75t	4
4.	Mark Duper	10	32	595	18.6	64t	5
5.	Mark Clayton	10	31	498	16.1	40t	3
6.	Bruce Hardy	13	26	336	12.9	50t	4
7.	Nat Moore	13	21	265	12.6	40	3
8.	Duriel Harris	7	19	303	15.9	36	1
	Keith Jackson	4	19	262	13.8	31	4
10.	Joe Rose	11	18	260	14.4	35	2
	Jim Kiick	11	18	115	6.4	21	0
12.	Oronde Gadsden	4	17	208	12.2	52	2
13.	Bernie Parmalee	7	16	130	8.1	26	0
14.	Irving Fryar	3	14	170	12.1	24	1
15.	Howard Twilley	11	13	186	14.3	28t	1
	Tony Martin	6	13	176	13.5	23	1
17.	Jimmy Cefalo	10	12	297	24.8	76t	2
18.	Tony Paige	4	11	50	4.5	9	2
19.	Lamar Thomas	3	10	129	12.9	42	1
	Marv Fleming	10	10	114	11.4	27	1
21.	Tom Vigorito	7	9	103	11.4	33	0
	Jim Mandich	11	9	86	9.6	19	1
	Bobby Humphrey	2	9	71	7.9	20	0
	Aaron Craver	4	9	71	7.9	15	0
25.	Dan Johnson	5	8	84	10.5	21	3
	Terry Kirby	1	8	68	8.5	19	0
27.	Delvin Williams	2	7	34	4.9	8	0
28.	Ferrell Edmunds	4	5	70	14.0	37	0
	Jim Jensen	13	5	49	9.8	12	0
	Stanley Pritchett	5	5	40	8.0	12	0
	Troy Drayton	3	5	30	6.0	10	0
	Jerris McPhail	1	5	28	5.6	16	0
33.	Marlin Briscoe	7	4	42	10.5	18	0

	PLAYER	GAMES	NO.	YDS.	AVG.	LG	TD
	Rob Konrad	2	4	37	9.3	13	0
	Keith Byars	1	4	30	7.5	12	0
	Larry Csonka	12	4	26	6.5	9t	1
	J.J. Johnson	2	4	14	3.5	7	0
38.	Mike Williams	4	3	44	14.7	19	1
	Ed Perry	5	3	32	10.7	22	0
	Sammie Smith	2	3	31	10.1	13	0
	James Saxon	4	3	29	9.7	9	0
	Ron Davenport	2	3	23	7.7	9	0
	Karim Abdul-Jabbar	3	3	9	3.0	5	0
	Mercury Morris	10	3	9	3.0	9	0
45.	Randal Hill	1	2	59	29.5	45t	1
	Gary Clark	1	2	41	20.5	31	0
	Willie Richardson	1	2	30	15.0	19	1
	Woody Bennett	10	2	26	13.0	20	0
	Gary Davis	1	2	24	12.0	14	0
	Andre Tillman	1	2	24	12.0	13t	1
	Fred Banks	2	2	18	9.0	13	0
	Norm Bulaich	2	2	14	7.0	8	0
	Ronnie Lee	11	2	12	6.0	6t	1
	Marc Logan	2	2	8	4.0	6	0
	Eddie Hill	12	2	3	1.5	2	0
56.	Leroy Harris	1	1	21	21.0	21	0
	Brett Perriman	1	1	13	13.0	13	0
	Charles Jordan	1	1	11	11.0	11	0
	Scott Miller	4	1	10	10.0	10	0
	Don Nottingham	6	1	9	9.0	9	0
	Tim Ruddy	8	1	8	8.0	8	0
	Hunter Goodwin	2	1	6	6.0	6	0
	Nate Jacquet	4	1	6	6.0	6	0
	Rich Diana	4	1	5	5.0	5	0
	Joe Carter	4	1	2	2.0	2t	0
	Roy Foster	12	1	2	2.0	2t	1
	Ronnie Williams	3	1	1	1.0	1	1
	Bob Torrey	1	1	0	0.0	0	0

SCORING

	PLAYER	GAMES	TD	TDR	TDP	TDRT	FG	PAT	PTS.
1.	Gar0 Yepremian	12	0	0	0	0	12	28	64
2.	Larry Csonka	12	10	9	1	0	0	0	60
3.	Uwe von Schamann	10	0	0	0	0	9	32	59
4.	Pete Stoyanovich	7	0	0	0	0	7	19	40
5.	Jim Kiick	11	6	6	0	0	0	0	36
6.	Mark Duper	10	5	0	5	0	0	0	30
	Tony Nathan	11	5	3	2	0	0	0	30
	8. Olindo Mare	5	0	0	0	0	7	4	25
9.	Woody Bennett	10	4	4	0	0	0	0	24
	Bruce Hardy	13	4	0	4	0	0	0	24
	Keith Jackson	4	4	0	4	0	0	0	24
	Nat Moore	13	4	0	3	1	0	0	24
	Paul Warfield	11	4	0	4	0	0	0	24
14.	Mark Clayton	10	3	0	3	0	0	0	18
	Dan Johnson	5	3	0	3	0	0	0	18
16.	Jimmy Cefalo	10	2	0	2	0	0	0	12
	Ron Davenport	2	2	2	0	0	0	0	12
	Andra Franklin	6	2	2	0	0	0	0	12
	Oronde Gadsden	4	2	0	2	0	0	0	12
	Tony Paige	4	2	0	2	0	0	0	12
	Joe Rose	11	2	0	2	0	0	0	12
22.	O.J. McDuffie	8	1	0	1	0	0	0	8#
23.	Fuad Reveiz	2	0	0	0	0	1	5	8
24.	Karim Abdul-Jabbar	3	1	1	0	0	0	0	6
	Dick Anderson	11	1	0	0	1	0	0	6
	Charlie Babb	9	1	0	0	1	0	0	6
	Aaron Craver	4	1	1	0	0	0	0	6
	A.J. Duhe	11	1	0	0	1	0	0	6

PLAYER	GAMES	TD	TDR	TDP	TDRT	FG	PAT	PTS.
Randal Hill	1	1	0	1	0	0	0	6
Marv Fleming	10	1	0	1	0	0	0	6
Roy Foster	12	1	0	1	0	0	0	6
Irving Fryar	3	1	0	1	0	0	0	6
Duriel Harris	7	1	0	1	0	0	0	6
J.J. Johnson	2	1	1	0	0	0	0	6
Terry Kirby	1	1	1	0	0	0	0	6
Ronnie Lee	11	1	0	1	0	0	0	6
Benny Malone	3	1	1	0	0	0	0	6
Jim Mandich	11	1	0	1	0	0	0	6
Dan Marino	18	1	1	0	0	0	0	6
Tony Martin	6	1	0	1	0	0	0	6
Mercury Morris	10	1	1	0	0	0	0	6
Bernie Parmalee	7	1	1	0	0	0	0	6
Willie Richardson	1	1	0	1	0	0	0	6
Lamar Thomas	3	1	0	1	0	0	0	6
Andre Tillman	1	1	0	1	0	0	0	6
Howard Tilley	11	1	0	1	0	0	0	6
Fulton Walker	9	1	0	0	1	0	0	6
Mike Williams	4	1	0	1	0	0	0	6
Ronnie Williams	3	1	0	1	0	0	0	6
David Woodley	5	1	1	0	0	0	0	6
51. Stanley Pritchett	5	0	0	0	0	0	0	2#

– two point conversion

INTERCEPTIONS

	PLAYER	GAMES	NO.	YDS.	AVG.	LG	TD
1.	Dick Anderson	11	5	107	21.4	62	1
2.	Jake Scott	11	4	76	19.0	55	0
	Gerald Small	7	4	42	10.5	18	0
	A.J. Duhe	11	4	36	9.0	35	1
	Glenn Blackwood	11	4	27	6.8	19	0
	Lyle Blackwood	9	4	11	2.8	8	0
7.	Curtis Johnson	11	3	43	14.3	33	0
	Troy Vincent	5	3	2	0.7	2	0
9.	J.B. Brown	7	2	56	28.0	32	0
	Brock Marion	4	2	50	25.0	31	0
	Nick Buoniconti	11	2	38	19.0	32	0
	Don McNeal	10	2	36	18.0	20	0
	Louis Oliver	5	2	21	10.5	21	0
	Mike Kolen	10	2	16	8.0	11	0
	Doug Swift	11	2	12	6.0	12	0
	Jarvis Williams	4	2	0	0.0	0	0
16.	William Judson	10	1	34	34.0	34	0
	Bob Matheson	12	1	29	29.0	29	0
	Gene Atkins	3	1	26	26.0	26	0
	Frankie Smith	2	1	14	14.0	14	0
	Bryan Cox	5	1	7	7.0	7	0
	Terrell Buckley	6	1	6	6.0	6	0
	Paul Lankford	12	1	2	2.0	2	0
	Calvin Jackson	6	1	0	0.0	0	0
	Michael Stewart	3	1	0	0.0	0	0



DOLPHIN FACT

Heading into 2000, Miami has not been shut out at home in regular season or playoff action since October 25, 1970, against the Cleveland Browns (28-0), the second-longest such streak in the AFC. Denver has never been whitewashed in Mile High Stadium since the team began play in the AFL in 1960.

HONORS

ALL-NFL (FIRST TEAM)

- Dick Anderson (safety) – AP 1972-73; Writers 1972-73; NEA 1972-74; PFW 1973.
 Bob Baumhower (defensive tackle) – SN 1981; AP 1983; PFW 1983.
 Doug Betters (defensive end) – AP 1983; NEA 1983; SN 1983; Writers 1983; PFW 1983.
 Larry Csonka (fullback) – AP 1971, 1973; PFW 1972-73; Writers 1971.
 Bob Griese (quarterback) – AP 1971, 1977; Writers 1971, 1977; NEA 1971; PFW 1971, 1977.
 Duruel Harris (kick returner) – PFW 1976.
 Keith Jackson (tight end) – SN 1992.
 Bob Kuechenberg (guard) – NEA 1975; AP 1978; PFW 1978.
 Eric Laakso (tackle) – SN 1983.
 ● Jim Langer (center) – AP 1974-75, 1977; Writers 1974-77; NEA 1974-77; PFW 1974-77.
 ● Larry Little (guard) – Writers 1971-75, 1977; AP 1971-75; PFW 1971-73, 1975; NEA 1972-73.
 Sam Madison (cornerback) – AP 1999, PFW 1999, SN 1999.
 Olindo Mare (kicker) – AP 1999, PFW 1999, SN 1999.
 Dan Marino (quarterback) – AP 1984-86; Writers 1984-86; NEA 1984; PFW 1984-86; SN 1984-86.
 Nat Moore (wide receiver) – AP 1977; Writers 1977.
 Earl Morrall (quarterback) – AP 1972.
 Tony Nathan (kick returner) – AP 1979.
 Ed Newman (guard) – NEA 1982; AP 1984; PFW 1984.
 John Offerdahl (linebacker) – AP 1990; Writers 1990; PFW 1990; SN 1990; NEA 1990.
 Fuad Reveiz (kicker) – PFW 1985.
 Reggie Roby (punter) – AP 1984; Writers 1984; NEA 1984; PFW 1984-85; SN 1984.
 Reggie Scott (safety) – Writers 1973; AP 1973-74; PFW 1972, 1974.
 Bill Stanfill (defensive end) – AP 1972; Writers 1973; NEA 1973.
 * Dwight Stephenson (center) – Writers 1983-87; NEA 1983-86; PFW 1983-87; AP 1984-87; SN 1984-86.
 Pete Stoyanovich (kicker) – NEA 1991; AP 1992; SN 1992.
 Zach Thomas (linebacker) – AP 1998-99.
 Fulton Walker (kick returner) – Writers 1983; PFW 1983; SN 1983.
 Paul Warfield (wide receiver) – AP 1971, 1973; NEA 1971-72; Writers 1971; PFW 1971.
 Richmond Webb (tackle) – AP 1992, 1994; SN 1992, 1994; PFW 1994; Writers 1994.
 ● Garo Yepremian (kicker) – Writers 1971, 1973; AP 1971, 1973; PFW 1971, 1973; NEA 1973.
 Delvin Williams (running back) – AP 1978.

● All-NFL of the 1970s selected by Hall of Fame.

* All-NFL of the 1980s selected by Hall of Fame.

ALL-NFL (SECOND TEAM)†

- Dick Anderson (safety) – Writers 1973.
 Bob Baumhower (defensive tackle) – AP 1979, 1981-82, 1984; NEA 1981-82.
 Nick Buoniconti (linebacker) – AP 1972; Writers 1972; PFW 1973.
 Mark Clayton (wide receiver) – AP 1984.
 Larry Csonka (fullback) – AP 1972; Writers 1972; NEA 1973.
 Manny Fernandez (defensive tackle) – NEA 1973.
 Tim Foley (safety) – NEA 1979.
 Irving Fryar (wide receiver) – AP 1994.
 Keith Jackson (tight end) – AP 1992.
 Bob Kuechenberg (guard) – Writers 1975; NEA 1977-78.
 Jim Langer (center) – PFW 1973; AP 1976; NEA 1978.
 Larry Little (guard) – NEA 1975, 1978; AP 1977-78.
 Sam Madison (cornerback) – AP 1998.
 Dan Marino (quarterback) – AP 1983, 1994-95; NEA 1985-86, 1992.
 Earl Morrall (quarterback) – NEA 1972.
 Ed Newman (guard) – AP 1981-83; NEA 1981, 1983.
 John Offerdahl (linebacker) – AP 1986.
 Louis Oliver (safety) – AP 1992.
 * Reggie Roby (punter) – NEA 1985, 1991; AP 1991.
 Jake Scott (safety) – Writers 1972, 1975; AP 1972; NEA 1972-73.
 Keith Sims (guard) – AP 1994.
 Bill Stanfill (defensive end) – Writers 1974; NEA 1974; PFW 1973.
 Dwight Stephenson (center) – AP 1983.
 Pete Stoyanovich (kicker) – AP 1990; NEA 1992.

Uwe von Schamann (kicker) – AP 1982.
Paul Warfield (wide receiver) – AP 1972; Writers 1973; NEA 1973; PFW 1973.
Richmond Webb (tackle) – AP 1993, 1995.
Delvin Williams (running back) – NEA 1978.

† Writers discontinued Second Team in 1976

* All-NFL of the 1980s selected by Hall of Fame

ALL-AFC SELECTIONS*

Dick Anderson (safety) – AP 1972-73; UPI 1972-73; SN 1972-74; PFW 1973.
Bob Baumhower (defensive tackle) – SN 1979; PFW 1979, 1981, 1983; UPI 1981-83.
Doug Betters (defensive end) – UPI 1983; PFW 1983.
Nick Buoniconti (linebacker) – AP 1972.
Mark Clayton (wide receiver) – PFW 1984; UPI 1985.
Bryan Cox (linebacker) – UPI 1992; FN 1992.
Larry Csonka (fullback) – PFW 1970, 1973; AP 1972-73; UPI 1971-73; SN 1971-73.
Vern Den Herder (defensive end) – AP 1972.
A.J. Duhe (linebacker) – UPI 1981.
Mark Duper (wide receiver) – UPI 1984.
Norm Evans (tackle) – AP 1973; SN 1974.
Manny Fernandez (defensive tackle) – SN 1971.
Roy Foster (guard) – UPI 1985-86; PFW 1986.
Irving Fryar (wide receiver) – UPI 1994.
Bob Griese (quarterback) – SN 1970-71, 1973; AP 1971; UPI 1971, 1977; PFW 1971, 1977.
Duriel Harris (kick returner) – PFW 1976.
Keith Jackson (tight end) – UPI 1992.
Bob Kuechenberg (guard) – PFW 1974, 1978; SN 1975, 1978 (tackle).
Jim Langer (center) – PFW 1973-77; AP 1974-76; UPI 1973-77; SN 1973-77.
Larry Little (guard) – AP 1971-75; UPI 1971-75; SN 1971-74; PFW 1971, 1973, 1975.
Sam Madison (cornerback) – FN 1998-99; PFW 1999.
Olindo Mare (kicker) – PFW 1999.
Dan Marino (quarterback) – UPI 1983-86, 1992, 1994; FN 1992, 1994; PFW 1983-86.
Nat Moore (wide receiver) – PFW 1977; SN 1977; UPI 1977.
Earl Morrall (quarterback) – AP 1972; SN 1972.
Tony Nathan (punt returner) – SN 1979.
Ed Newman (guard) – UPI 1982-84; PFW 1984.
John Offerdahl (linebacker) – UPI 1986, 1988, 1990; PFW 1986; FN 1990.
Louis Oliver (safety) – UPI 1992.
Reggie Roby (punter) – UPI 1984-85, 1991; PFW 1984-85, 1987; FN 1991.
Jake Scott (safety) – FN 1970; AP 1971-75; UPI 1971-73, 1975; SN 1972-73, 1975; PFW 1974.
Keith Sims (guard) – UPI 1994; FN 1994.
Bill Stanfill (defensive end) – UPI 1971-74; AP 1972-74; SN 1972-74; PFW 1973.
Dwight Stephenson (center) – UPI 1983-87; PFW 1983-87; FN 1983, 1986-87.
Pete Stoyanovich (kicker) – UPI 1992.
Fulton Walker (kick returner) – PFW 1983.
Paul Warfield (wide receiver) – AP 1971-73; UPI 1971, 1973; SN 1970-73; PFW 1971, 1973-74.
Richmond Webb (tackle) – UPI 1992-95; FN 1992-94.
Delvin Williams (running back) – UPI 1978; SN 1978; PFW 1978.
Garó Yepremian (kicker) – PFW 1971, 1973; SN 1971, 1973; AP 1973.

*Only UPI, PFW and FN continue to choose All-AFC

KEY TO AWARDS

AP – Associated Press; UPI – United Press International; NEA – Newspaper Enterprise Association; SN – Sporting News; PFW – Pro Football Weekly; Writers – Pro Football Writers; FN – Football News.

PRO BOWL SELECTIONS

(Starters Capitalized)

1970 – RB Larry Csonka, QB Bob Griese, WR Paul Warfield.
 1971 – RB LARRY CSONKA, QB BOB GRIESE, G Larry Little, RB Mercury Morris, S Jake Scott (dnp), DE Bill Stanfill, WR PAUL WARFIELD.
 1972 – S Dick Anderson, LB Nick Buoniconti (dnp), RB Larry Csonka (dnp), T Norm Evans, G LARRY LITTLE, RB Mercury Morris, S JAKE SCOTT, DE Bill Stanfill (dnp), WR Paul Warfield (dnp).
 1973 – S DICK ANDERSON, LB Nick Buoniconti, RB Larry Csonka (dnp), QB Bob Griese, C JIM LANGER, G LARRY LITTLE, T Wayne Moore (dnp), RB Mercury Morris (dnp), S JAKE SCOTT, DE Bill Stanfill (dnp), WR Paul Warfield (dnp), K GARO YEPREMIAN.
 1974 – S DICK ANDERSON, RB Larry Csonka, T Norm Evans, QB Bob Griese, G Bob

Kuechenberg, C JIM LANGER, G LARRY LITTLE, DE BILL STANFILL, S Jake Scott (dnp), WR Paul Warfield.

1975 – G BOB KUECHENBERG, C JIM LANGER, S JAKE SCOTT.

1976 – C JIM LANGER.

1977 – QB BOB GRIESE, G Bob Kuechenberg, C JIM LANGER, WR NAT MOORE.

1978 – QB Bob Griese, G Bob Kuechenberg, C Jim Langer, RB DELVIN WILLIAMS, K GARO YEPREMIAN.

1979 – DT BOB BAUMHOWER, LB Kim Bokamper, S Tim Foley.

1980 – NO SELECTIONS.

1981 – DT BOB BAUMHOWER, G Ed Newman.

1982 – DT Bob Baumhower, RB Andra Franklin, G Ed Newman (dnp), G Bob Kuechenberg*.

1983 – DT BOB BAUMHOWER, DE DOUG BETTERS, WR Mark Duper, G Bob Kuechenberg#, QB DAN MARINO (dnp), G ED NEWMAN, C DWIGHT STEPHENSON.

1984 – DT Bob Baumhower (dnp), WR Mark Clayton, LB A.J. Duhe, WR MARK DUPER, QB DAN MARINO, G ED NEWMAN, P REGGIE ROBY, C DWIGHT STEPHENSON.

1985 – WR Mark Clayton, G Roy Foster, QB DAN MARINO (dnp), C DWIGHT STEPHENSON.

1986 – WR Mark Clayton†, WR Mark Duper (dnp), G Roy Foster, QB DAN MARINO (dnp), LB JOHN OFFERDAHL, C DWIGHT STEPHENSON (dnp).

1987 – QB Dan Marino (dnp), LB John Offerdahl, C Dwight Stephenson (dnp).

1988 – WR Mark Clayton, LB JOHN OFFERDAHL (dnp), NT Brian Sochia*.

1989 – TE Ferrell Edmunds, LB JOHN OFFERDAHL, P REGGIE ROBY.

1990 – DE Jeff Cross, TE Ferrell Edmunds, LB JOHN OFFERDAHL, T Richmond Webb.

1991 – WR MARK CLAYTON, QB Dan Marino (dnp), T Richmond Webb.

1992 – LB BRYAN COX, TE KEITH JACKSON (dnp), QB DAN MARINO, T RICHMOND WEBB.

1993 – FB Keith Byars, WR Irving Fryar†, TE Keith Jackson (dnp), G Keith Sims, T RICHMOND WEBB.

1994 – LB Bryan Cox, WR Irving Fryar, QB DAN MARINO (dnp), G KEITH SIMS, T RICHMOND WEBB.

1995 – LB Bryan Cox, QB DAN MARINO (dnp), G KEITH SIMS, T RICHMOND WEBB.

1996 – T Richmond Webb.

1997 – NO SELECTIONS.

1998 – DT TIM BOWENS (dnp).

1999 – CB SAM MADISON, K OLINDO MARE, LB ZACH THOMAS>.

* Replaced injured Ed Newman

Replaced injured John Hannah

† Replaced injured Mark Duper

‡ Replaced injured Tim Krumrie

‡ Replaced injured Webster Slaughter

> Replaced Ray Lewis as starter

MIAMI DOLPHINS LEADERSHIP AWARD

1989 – WR/RB Jim Jensen

1990 – LB Hugh Green

1991 – LB Cliff Odom

1992 – LB Bryan Cox

1993 – CB Troy Vincent

1994 – WR Irving Fryar

1995 – QB Dan Marino

1996 – WR Fred Barnett

1997 – QB Dan Marino

1998 – LB Zach Thomas

1999 – LB Zach Thomas

COMMUNITY SERVICE AWARD

1987 – CB Don McNeal

1988 – K Fuad Reveiz

1989 – LB John Offerdahl

1990 – LB John Offerdahl

1991 – FB Tony Paige

1992 – S Liffort Hobley

1993 – LB John Offerdahl

1994 – LB Bryan Cox

1995 – LB Bryan Cox

1996 – QB Dan Marino

1997 – S Shawn Wooden

1998 – QB Dan Marino

1999 – CB Terrell Buckley, CB Ray Hill, S Calvin Jackson, CB Greg Jeffries, CB Sam Madison, S Brock Marion, CB Patrick Surtain, CB Jerry Wilson, S Shawn Wooden

TOMMY FITZGERALD AWARD

(outstanding rookie in training camp, 1969-94)

1969 – CB Lloyd Mumphord

1970 – LB Mike Kolen

1971 – WR Otto Stowe

1972 – S Charlie Babb

1973 – WR Bo Rather

1974 – WR Nat Moore

1975 – S Barry Hill

1976 – LB Larry Gordon

1977 – DE A.J. Duhe and
DT Bob Baumhower

1982 – LB Charles Bowser

1983 – QB Dan Marino

1984 – RB Joe Carter

1985 – LB Lorenzo Hampton

1986 – LB John Offerdahl

1987 – RB Troy Stradford

1988 – S Jarvis Williams

1989 – C Jeff Uhlenhake

1990 – T Richmond Webb

1991 – LB Bryan Cox

1978 – CB Gerald Small
1979 – K Uwe von Schamann
1980 – CB Don McNeal
1981 – RB Tom Vigorito

1992 – DE Marco Coleman
1993 – RB Terry Kirby
1994 – DT Tim Bowens

COACH OF THE YEAR

NFL

1970 – Don Shula, SN, PFW
1971 – Don Shula, FN
1972 – Don Shula, SN, PFW, FN

AFC

1971 – Don Shula, AP, UPI, PFW
1972 – Don Shula, PFW
1993 – Don Shula, FN

NFL MAN OF THE YEAR

1971 – Joe Robbie, FN
1982 – Don Shula, FN

1985 – Dwight Stephenson, NFL
1998 – Dan Marino, NFL

BERT BELL AWARD

(NFL MVP as awarded by Maxwell Club)

1977 – QB Bob Griese

1984 – QB Dan Marino

NFL DEFENSIVE PLAYER OF THE YEAR

(selected by AP)

1973 – S Dick Anderson

1983 – DE Doug Betters

ROOKIE OF THE YEAR

1977 – LB A.J. Duhe, AP, PFW (NFL Defensive), UPI, SN (AFC)
1983 – QB Dan Marino, SN
1986 – LB John Offerdahl, Old Spice NFL, PFW (NFL Defensive, co-winner)
1987 – RB Troy Stradford, AP, NFL Films (Offensive), PFW (NFL Offensive)
1990 – T Richmond Webb, UPI (AFC), PFW, SN
1992 – DE Marco Coleman, FN (NFL Defensive)
1994 – DT Tim Bowens, AP (NFL Defensive), PFW (NFL Defensive)
1996 – LB Zach Thomas, Mackey Award (AFC Defensive)
1997 – LB Derrick Rodgers, Sports Illustrated (NFL Defensive)

SUPER BOWL MVP

(selected by Sport Magazine)

1972 – S Jake Scott (Super Bowl VII)

● 1973 – FB Larry Csonka (Super Bowl VIII)

● All-Time Silver Anniversary Super Bowl Team

PRO BOWL MVP

1973 – K Garo Yepremian

NFL ALUMNI ASSOCIATION AWARDS

1984 – Dan Marino, NFL Quarterback of the Year
1985 – Dan Marino, NFL Quarterback of the Year
Dwight Stephenson, NFL Offensive Lineman of the Year
1986 – Dan Marino, NFL Quarterback of the Year
1998 – Zach Thomas, NFL Linebacker of the Year
1999 – Sam Madison, NFL Defensive Back of the Year
Olindo Mare, NFL Special Teams Player of the Year

NFL PLAYERS ASSOCIATION AWARDS

1970 – Larry Little, AFC Offensive Lineman of the Year
1971 – Bob Griese, AFC Quarterback of the Year
Larry Little, AFC Offensive Lineman of the Year
Mercury Morris, AFC Kick Returner of the Year
Garo Yepremian, AFC Kicker of the Year
1972 – Larry Little, AFC Offensive Lineman of the Year
Earl Morrall, AFC Quarterback of the Year

- 1977 – A.J. Duhe, AFC Defensive Rookie of the Year
 Leroy Harris, AFC Offensive Rookie of the Year
 1983 – Doug Betters, AFC Defensive Lineman of the Year
 Dwight Stephenson, AFC Offensive Lineman of the Year
 1984 – Dan Marino, AFC Most Valuable Player
 Dwight Stephenson, AFC Offensive Lineman of the Year
 1985 – Dwight Stephenson, AFC Offensive Lineman of the Year
 1986 – Dan Marino, AFC Most Valuable Player
 Dwight Stephenson, AFC Offensive Lineman of the Year
 1987 – Dwight Stephenson, AFC Offensive Lineman of the Year
 Troy Stradford, AFC Offensive Rookie of the Year
 1992 – Richmond Webb, AFC Offensive Lineman of the Year
 Marco Coleman, AFC Defensive Rookie of the Year
 1993 – Richmond Webb, AFC Co-Offensive Lineman of the Year
 1994 – Dan Marino, AFC Most Valuable Player; AFC Comeback Player of the Year
 Richmond Webb, AFC Offensive Lineman of the Year
 1996 – Zach Thomas, AFC Defensive Rookie of the Year

DOLPHINS IN FLORIDA SPORTS HALL OF FAME

- | | |
|---|--|
| LB Nick Buoniconti, 1969-76
RB Rick Casares, 1966
FB Larry Csonka, 1968-74, 1979
QB Bob Griese, 1967-80
Owner Wayne Huizenga, 1990-99
Head Coach Jimmy Johnson, 1996-99
G Larry Little, 1969-80 | QB George Mira, 1971
WR Nat Moore, 1974-86
President Joe Robbie, 1966-89
Head Coach Don Shula, 1970-95
WR Freddie Solomon, 1975-77
WR Paul Warfield, 1970-74
K Garo Yepremian, 1970-78 |
|---|--|
-

AFL ALL-STAR GAME

(1966-69)

- 1966 – DE Ed Cooke, LB Tom Erlandson, CB Jimmy Warren, S Willie West
 1967 – LB John Bramlett, WR Jack Clancy, QB Bob Griese, CB Dick Westmoreland
 1968 – QB Bob Griese, RB Jim Kiick, WR Karl Noonan
 1969 – George Wilson (coach), LB Nick Buoniconti, C Tom Goode, RB Jim Kiick, G Larry Little, DE Bill Stanfill
-

COLLEGE ALL-STAR GAME, CHICAGO

- 1966 – LB Frank Emanuel, Tennessee
 1967 – WR Jack Clancy, Michigan; QB Bob Griese, Purdue; T Jim Riley, Oklahoma
 1968 – TE Jim Cox, Miami (Fla.); RB Larry Csonka, Syracuse (MVP); RB Jim Kiick, Wyoming
 1969 – DT Bob Heinz, Pacific; DE Bill Stanfill, Georgia
 1970 – none selected
 1971 – CB Ron Dickerson, Kansas State
 1972 – DT Mike Kadish, Notre Dame
 1973 – Dolphins 14, All-Stars 3
 1974 – DE Don Reese, Jackson State; RB Benny Malone, Arizona State; CB Jeris White, Hawaii;
 Game cancelled during players' strike
 1975 – T Darryl Carlton, Tampa; QB/WR Freddie Solomon, Tampa; RB Stan Winfrey, Arkansas State
 1976 – LB Kim Bokamper, San Jose State; LB Larry Gordon, Arizona State; WR Duriel Harris, New Mexico State
-

THIRD DOWN AWARD

(most valuable, NEA, voted by players)

- | | |
|--|---|
| 1966 – S Willie West
1967 – C Tom Goode
1968 – QB Bob Griese
1969 – LB Nick Buoniconti
1970 – WR Paul Warfield
1971 – FB Larry Csonka
1972 – FB Larry Csonka | 1973 – LB Nick Buoniconti
1974 – QB Bob Griese
1975 – QB Bob Griese
1976 – WR Nat Moore
1977 – WR Nat Moore
1978 – RB Delvin Williams
1979 – DE Vern Den Herder |
|--|---|

(Discontinued in 1980)

NFL'S UNSUNG PLAYER

- 1973– DE Manny Fernandez

DOLPHIN HONOR ROLL

Sept. 16, 1990 – Founder Joe Robbie (1966-89)
 Nov. 19, 1990 – FB Larry Csonka (1968-74, 1979)
 Nov. 19, 1990 – QB Bob Griese (1967-80)
 Nov. 19, 1990 – C Jim Langer (1970-79)
 Nov. 19, 1990 – WR Paul Warfield (1970-74)
 Nov. 18, 1991 – LB Nick Buoniconti (1969-76)
 Nov. 16, 1992 – 1972 Undefeated Team
 Dec. 13, 1993 – G Larry Little (1969-80)
 Dec. 12, 1994 – C Dwight Stephenson (1980-87)
 Dec. 11, 1995 – G Bob Kuechenberg (1970-84)
 Nov. 25, 1996 – Head Coach Don Shula (1970-95)
 Dec. 5, 1999 – WR Nat Moore (1974-86)

SILVER ANNIVERSARY TEAM

(selected by fans)

QB	Bob Griese (1967-80)	DE	Vern Den Herder (1971-81)
RB	Mercury Morris (1969-75)	DE	Doug Betters (1978-87)
FB	Larry Csonka (1968-74, 1979)	NT	Manny Fernandez (1968-75)
WR	Paul Warfield (1970-74)	LB	Bob Brudzinski (1981-89)
WR	Mark Clayton (1983-92)	LB	Larry Gordon (1976-82)
TE	Bruce Hardy (1978-89)	LB	John Offerdahl (1986-93)
G	Bob Kuechenberg (1970-84)	LB	Nick Buoniconti (1969-76)
G	Larry Little (1969-80)	CB	Tim Foley (1970-80)
T	Norm Evans (1966-75)	CB	Don McNeal (1980-89)
T	Jon Giesler (1979-88)	S	Dick Anderson (1968-77)
C	Dwight Stephenson (1980-87)	S	Jake Scott (1970-75)
K	Garop Yepremian (1970-78)	P	Reggie Roby (1983-92)

(Greatest Game - San Diego 41 at Miami 38 (OT) on Jan. 2, 1982)

SPORTS ILLUSTRATED SPORTSMAN OF THE YEAR

1993 - Don Shula

PLAYERS OF THE WEEK AND MONTH

Offensive/Defensive Player of the Week (1984-99)
 Special Teams Player of the Week (1993-99)
 Offensive/Defensive Player of the Month (1988-99)

1984

Player of the Week (4)

QB Dan Marino (Week 1 at Washington) – Offense
 QB Dan Marino (Week 5 at St. Louis) – Offense
 QB Dan Marino (Week 14 vs. L.A. Raiders) – Offense
 WR Mark Clayton (Week 16 vs. Dallas) – Offense

1985

Player of the Week (3)

QB Dan Marino (Week 4 at Denver) – Offense
 QB Dan Marino (Week 14 at Green Bay) – Offense
 S Glenn Blackwood (Week 15 vs. Buffalo) – Defense

1986

Player of the Week (2)

LB John Offerdahl (Week 8 at Indianapolis) – Defense
 QB Dan Marino (Week 15 at L.A. Rams) – Offense

Player of the Month (1)

QB Dan Marino (November) – Offense

1987

Player of the Week (2)

RB Troy Stradford (Week 11 at Dallas) – Offense
 WR Mark Duper (Week 15 vs. Washington) – Offense

1988

Player of the Week (3)

LB Mark Brown (Week 5 vs. Minnesota) – Defense
 QB Dan Marino (Week 7 vs. San Diego) – Offense
 QB Dan Marino (Week 15 vs. Cleveland) – Offense

Player of the Month (1)

QB Dan Marino (October) – Offense

1989

Player of the Week (3)

QB Dan Marino (Week 2 at New England) – Offense
 S Louis Oliver (Week 5 vs. Cleveland) – Defense
 QB Dan Marino (Week 10 at N.Y. Jets) – Offense

1990

Player of the Week (3)

RB Sammie Smith (Week 1 at New England) – Offense
 QB Dan Marino (Week 14 vs. Philadelphia) – Offense

QB Dan Marino (AFC First-Round Playoff Game vs. Kansas City) – Offense (NFL)

Player of the Month (1)

LB John Offerdahl & DE Jeff Cross (October) – Defense

1991

Player of the Week (1)

QB Dan Marino (Week 15 vs. Cincinnati) – Offense

1992

Player of the Week (3)

LB Bryan Cox (Week 4 at Seattle) – Defense
S Louis Oliver (Week 5 at Buffalo) – Defense
CB Troy Vincent (AFC Divisional Playoff Game vs. San Diego) – Defense (NFL)

Player of the Month (1)

LB Bryan Cox (September) – Defense

1993

Player of the Week (4)

QB Dan Marino (Week 4 at Buffalo) – Offense
QB Scott Mitchell (Week 6 at Cleveland) – Offense
QB Scott Mitchell (Week 9 vs. Kansas City) – Offense
P Dale Hatcher (Week 12 vs. New England) – Special Teams

Player of the Month (1)

QB Scott Mitchell (October) – Offense

1994

Player of the Week (5)

QB Dan Marino (Week 1 vs. New England) – Offense
K Pete Stoyanovich (Week 9 at New England) – Special Teams
WR Mark Ingram (Week 13 at N.Y. Jets) – Offense
RB Bernie Parmalee (Week 15 vs. Kansas City) – Offense
QB Dan Marino (AFC First-Round Playoff Game vs. Kansas City) – Offense (NFL)

1995

Player of the Week (2)

QB Dan Marino (Week 14 vs. Atlanta) – Offense
CB Terrell Buckley (Week 17 at St. Louis) – Defense

1996

Player of the Week (2)

RB Karim Abdul-Jabbar (Week 1 vs. New England) – Offense
K Joe Nedney (Week 16 vs. Buffalo) – Special Teams

Rookie of the Month (1)

LB Zach Thomas (October) – Defense

1997

Player of the Week (3)

S Shawn Wooden (Week 1 vs. Indianapolis) – Defense
LB Derrick Rodgers (Week 7 at N.Y. Jets) – Defense
CB Terrell Buckley (Week 15 vs. Detroit) – Defense

1998

Player of the Week (2)

LB Robert Jones (Week 11 at Carolina) – Defense
QB Dan Marino (Week 16 vs. Denver) – Offense

Player of the Month (2)

LB Zach Thomas (September) – Defense
LB Robert Jones (December) – Defense

1999

Player of the Week (9)

QB Dan Marino (Week 1 at Denver) – Offense
CB Sam Madison (Week 2 vs. Arizona) – Defense
QB Dan Marino (Week 5 at Indianapolis) – Offense
CB Sam Madison (Week 6 at New England) – Defense
K Olindo Mare (Week 6 at New England) – Special Teams
PR Nate Jacquet (Week 8 at Oakland) – Special Teams
CB Sam Madison (Week 9 vs. Tennessee) – Defense
K Olindo Mare (Week 15 vs. San Diego) – Special Teams
DE Trace Armstrong (AFC First-Round Playoff Game vs. Seattle) – Defense (NFL)

Player of the Month (1)

K Olindo Mare (October) – Special Teams

LEAGUE LEADERS

INDIVIDUAL

POINTS

Year	Player	Total
1971	Gar0 Yepremian	117
1992	Pete Stoyanovich	124

TOTAL TOUCHDOWNS

Year	Player	Total
1984	Mark Clayton	18
	(tied, Marcus Allen of L.A. Raiders)	
1997	Karim Abdul-Jabbar	16

RUSHING TOUCHDOWNS

Year	Player	Total
1972	Mercury Morris.....	12

1997	Karim Abdul-Jabbar.....	15
	(tied, Terrell Davis of Denver)	

RECEIVING TOUCHDOWNS

Year	Player	Total
1971	Paul Warfield	11
1977	Nat Moore	12
1984	Mark Clayton	18
1988	Mark Clayton	14

FIELD GOALS

Year	Player	Total
1991	Pete Stoyanovich	31
	(tied, Chip Lohmiller of Washington)	
1992	Pete Stoyanovich	30
	(tied, Chip Lohmiller of Washington)	
1999	Olindo Mare	39*

QUARTERBACK RATING

Year	Player	Total
1977	Bob Griese.....	88.0
1984	Dan Marino	108.9

PASSING YARDS

Year	Player	Total
1984	Dan Marino	5,084*
1985	Dan Marino	4,137
1986	Dan Marino	4,746
1988	Dan Marino	4,434
1992	Dan Marino	4,116

TOUCHDOWN PASSES

Year	Player	Total
1977	Bob Griese.....	22
1984	Dan Marino	48*
1985	Dan Marino	30
1986	Dan Marino	44

PASS COMPLETIONS

Year	Player	Total
1984	Dan Marino	362
1985	Dan Marino	336
1986	Dan Marino	378
1988	Dan Marino	354
1992	Dan Marino	330

PASS ATTEMPTS

Year	Player	Total
1984	Dan Marino	564
1986	Dan Marino	623
1988	Dan Marino	606
1992	Dan Marino	554

RECEPTIONS

Year	Player	Total
1998	O.J. McDuffie	90

PUNTING

Year	Player	Total
1991	Reggie Roby	45.7
1996	John Kidd.....	46.3

INTERCEPTIONS

Year	Player	Total
1967	Dick Westmoreland	10
1973	Dick Anderson	8
1999	Sam Madison.....	7
	(tied, four others)	

KICKOFF RETURNS

Year	Player	Total
1976	Duriel Harris.....	32.9
1983	Fulton Walker.....	26.7

TEAM

MOST POINTS SCORED

Year	Total
1972	385
1984	513
1986	430

FEWEST POINTS ALLOWED

Year	Total
1972	171
1973	150
1983	250
1998	265

MOST TOTAL YARDS

Year	Total
1972	5036
1984	6936*
1994	6078

FEWEST TOTAL YARDS ALLOWED

Year	Total
1972	2312
1983	3297

MOST RUSHING YARDS

Year	Total
1971	2429
1972	2960

MOST PASSING YARDS

Year	Total
1984	5018*
1986	4779
1987	3876
1988	4516
1993	4353

FEWEST PASSING YARDS ALLOWED

Year	Total
1972	1290
1982	1027

*NFL record



DOLPHIN FACT

The Miami Dolphins have held an opponent scoreless 26 times (23 times in the regular season and three in the playoffs) in the history of the franchise, including a high of seven shutouts of the Baltimore/Indianapolis Colts. Miami has recorded 17 shutouts

at home and nine on the road.

The Dolphins have been held scoreless a total of 11 times (all in the regular season), including twice by the Buffalo Bills, Baltimore/Indianapolis Colts and Kansas City Chiefs. Miami has been shut out three times at home and eight times on the road.

DOLPHINS ANNUAL PERFORMANCE AWARDS

(selected by South Florida media;
presented at annual awards dinner)

MOST VALUABLE PLAYER

1966 – RB Joe Auer
1967 – QB Bob Griese
1968 – QB Bob Griese
1969 – LB Nick Buoniconti
1970 – QB Bob Griese,
WR Paul Warfield
1971 – QB Bob Griese
1972 – QB Earl Morrall
1973 – FB Larry Csonka
1974 – QB Bob Griese
1975 – C Jim Langer
1976 – LB Steve Towle
1977 – QB Bob Griese
1978 – RB Delvin Williams
1979 – FB Larry Csonka
1980 – QB David Woodley
1981 – RB Tony Nathan
1982 – FB Andra Franklin
1983 – QB Dan Marino
1984 – QB Dan Marino
1985 – QB Dan Marino
1986 – QB Dan Marino
1987 – QB Dan Marino
1988 – QB Dan Marino
1989 – QB Dan Marino
1990 – QB Dan Marino
1991 – QB Dan Marino
1992 – QB Dan Marino
1993 – FB Keith Byars
1994 – QB Dan Marino
1995 – QB Dan Marino
1996 – LB Zach Thomas
1997 – WR O.J. McDuffie
1998 – WR O.J. McDuffie
1999 – CB Sam Madison

NEWCOMER OF THE YEAR

1996 – LB Zach Thomas
1997 – DE Jason Taylor
1998 – LB Robert Jones
1999 – WR Tony Martin

OUTSTANDING OFFENSIVE BACK

(1966-95)

1966 – RB Joe Auer
1967 – QB Bob Griese
1968 – WR Karl Noonan
1969 – RB Jim Kiick
1970 – FB Larry Csonka,
RB Jim Kiick
1971 – FB Larry Csonka
1972 – FB Larry Csonka
1973 – FB Larry Csonka

1974 – FB Larry Csonka
1975 – FB Don Nottingham,
FB Norm Bulaich
1976 – QB Bob Griese
1977 – QB Bob Griese
1978 – RB Delvin Williams
1979 – FB Larry Csonka
1980 – QB David Woodley
1981 – RB Tony Nathan
1982 – FB Andra Franklin
1983 – QB Dan Marino
1984 – QB Dan Marino
1985 – QB Dan Marino
1986 – QB Dan Marino
1987 – QB Dan Marino
1988 – QB Dan Marino
1989 – QB Dan Marino
1990 – QB Dan Marino
1991 – RB Mark Higgs
1992 – QB Dan Marino
1993 – FB Keith Byars
1994 – QB Dan Marino
1995 – RB Bernie Parmalee

OUTSTANDING RECEIVER

(1971-95)

1971 – Paul Warfield
1972 – Paul Warfield
1973 – Paul Warfield
1974 – Nat Moore
1975 – Nat Moore
1976 – Nat Moore
1977 – Nat Moore
1978 – Nat Moore
1979 – Nat Moore
1980 – Duriel Harris
1981 – Duriel Harris
1982 – Duriel Harris
1983 – Mark Duper
1984 – Mark Clayton
1985 – Mark Clayton
1986 – Mark Duper
1987 – Mark Clayton
1988 – Mark Clayton
1989 – Mark Clayton
1990 – Mark Duper
1991 – Mark Clayton
1992 – Keith Jackson (TE)
1993 – Irving Fryar
1994 – Irving Fryar
1995 – O.J. McDuffie

OUTSTANDING OFFENSIVE LINEMAN

(1966-95)

1966 – C Tom Goode
1967 – T Norm Evans
1968 – T Norm Evans

1969 – C Tom Goode
 1970 – G Larry Little
 1971 – G Larry Little
 1972 – G Larry Little
 1973 – C Jim Langer
 1974 – C Jim Langer
 1975 – C Jim Langer
 1976 – C Jim Langer
 1977 – C Jim Langer
 1978 – G Bob Kuechenberg
 1979 – G Bob Kuechenberg
 1980 – G Ed Newman
 1981 – G Ed Newman
 1982 – C Dwight Stephenson
 1983 – C Dwight Stephenson
 1984 – C Dwight Stephenson
 1985 – C Dwight Stephenson
 1986 – C Dwight Stephenson
 1987 – C Dwight Stephenson
 1988 – T Ronnie Lee
 1989 – T Jeff Dellenbach
 1990 – T Richmond Webb
 1991 – T Richmond Webb
 1992 – T Richmond Webb
 1993 – T Richmond Webb
 1994 – T Richmond Webb
 1995 – T Richmond Webb

OUTSTANDING DEFENSIVE BACK

(1966-95)

1966 – S Willie West
 1967 – CB Jimmy Warren
 1968 – CB Jimmy Warren
 1969 – to linebacker
 1970 – to linebacker
 1971 – S Jake Scott
 1972 – S Dick Anderson
 1973 – S Dick Anderson
 1974 – CB Curtis Johnson
 1975 – CB Curtis Johnson
 1976 – S Charlie Babb
 1977 – S Tim Foley
 1978 – S Tim Foley
 1979 – S Tim Foley
 1980 – CB Don McNeal
 1981 – S Glenn Blackwood
 1982 – CB Don McNeal
 1983 – CB William Judson
 1984 – CB William Judson
 1985 – CB William Judson
 1986 – CB William Judson
 1987 – CB Paul Lankford
 1988 – S Jarvis Williams
 1989 – S Jarvis Williams
 1990 – S Jarvis Williams
 1991 – S Louis Oliver
 1992 – S Louis Oliver
 1993 – CB Troy Vincent
 1994 – CB Troy Vincent
 1995 – CB Troy Vincent

OUTSTANDING LINEBACKER

(1966-95)

1969 – Ed Weisacosky
 1970 – Nick Buoniconti
 1971 – Nick Buoniconti
 1972 – Nick Buoniconti

1973 – Nick Buoniconti
 1974 – Nick Buoniconti
 1975 – Bob Matheson
 1976 – Steve Towle
 1977 – Steve Towle
 1978 – Larry Gordon
 1979 – Larry Gordon
 1980 – Kim Bokamper
 1981 – Earnie Rhone
 1982 – A.J. Duhe
 1983 – Bob Brudzinski
 1984 – Bob Brudzinski
 1985 – Hugh Green
 1986 – John Offerdahl
 1987 – John Offerdahl
 1988 – John Offerdahl
 1989 – Barry Krauss
 1990 – John Offerdahl
 1991 – Bryan Cox
 1992 – Bryan Cox
 1993 – Bryan Cox
 1994 – Bryan Cox
 1995 – Bryan Cox

OUTSTANDING DEFENSIVE LINEMAN

(1966-95)

1966 – DE Ed Cooke
 1967 – DT Ray Jacobs
 1968 – DT Manny Fernandez
 1969 – DT Manny Fernandez
 1970 – DT Manny Fernandez
 1971 – DT Manny Fernandez
 1972 – DT Manny Fernandez
 1973 – DT Manny Fernandez
 1974 – DE Vern Den Herder
 1975 – DE Vern Den Herder
 1976 – DE Vern Den Herder
 1977 – DE A.J. Duhe,
 DT Bob Baumhower
 1978 – DE Vern Den Herder
 1979 – DE Vern Den Herder
 1980 – DT Bob Baumhower
 1981 – DT Bob Baumhower
 1982 – DT Bob Baumhower
 1983 – DE Doug Betters
 1984 – DE Doug Betters
 1985 – DT Mike Charles
 1986 – DE T.J. Turner
 1987 – DE John Bosa
 1988 – DT Brian Sochia
 1989 – DE Jeff Cross
 1990 – DE Jeff Cross
 1991 – DE Jeff Cross
 1992 – DE Marco Coleman
 1993 – DE Jeff Cross
 1994 – DT Tim Bowens
 1995 – DE Marco Coleman

ROOKIE OF THE YEAR

(1966-95)

1966 – LB Frank Emanuel
 1967 – WR Jack Clancy
 1968 – RB Jim Kiick
 1969 – DE Bill Stanfill

1970 – S Jake Scott
 1971 – none
 1972 – none
 1973 – none
 1974 – WR Nat Moore
 1975 – LB Steve Towle
 1976 – WR Duriel Harris
 1977 – CB Norris Thomas
 1978 – CB Gerald Small
 1979 – K Uwe von Schamann
 1980 – QB David Woodley
 1981 – FB Andra Franklin
 1982 – LB Charles Bowser
 1983 – QB Dan Marino
 1984 – LB Jay Brophy
 1985 – K Fuad Reveiz
 1986 – LB John Offerdahl
 1987 – RB Troy Stradford
 1988 – S Jarvis Williams
 1989 – S Louis Oliver
 1990 – T Richmond Webb
 1991 – LB Bryan Cox
 1992 – DE Marco Coleman
 1993 – RB Terry Kirby
 1994 – DT Tim Bowens
 1995 – T Billy Milner

1974 – FB Don Nottingham
 1975 – S Barry Hill
 1976 – KR Freddie Solomon
 1977 – G Ed Newman
 1978 – CB Charles Cornelius,
 P George Roberts
 1979 – RB Tony Nathan
 1980 – S Don Bessillieu
 1981 – RB Tom Vigorito
 1982 – K Uwe von Schamann
 1983 – CB Robert Sowell
 1984 – P Reggie Roby
 1985 – TE Bruce Hardy
 1986 – CB Reyna Thompson
 1987 – S Liffort Hobley
 1988 – WR/RB Jim Jensen
 1989 – K Pete Stoyanovich
 1990 – CB Kerry Glenn
 1991 – P Reggie Roby
 K Pete Stoyanovich
 1992 – K Pete Stoyanovich
 1993 – WR O.J. McDuffie
 1994 – CB Sean Hill
 1995 – CB Sean Hill

OUTSTANDING SPECIAL TEAMS PLAYER (WIOD)

(1972-95)

1972 – CB Lloyd Mumphord
 1973 – LB Bruce Bannon



DOLPHIN FACT

Over the past four years a common theme has developed with the Dolphins running game. During this four-year span, the Dolphins are 35-6 in the regular season when they have had 25 or more rushing attempts, including a mark of 8-1 in 1999. In contests in which they have had less than 25 rushing attempts,

Miami is 1-22, including a mark of 1-6 in 1999.




DOLPHIN FACT

Dave Wannstedt was named Head Coach of the Miami Dolphins on January 16, 2000, and became the fourth head coach in club history, joining George Wilson (1966-69), Don Shula (1970-95) and Jimmy Johnson (1996-99). Excluding the NFL's two recent expansion teams (Carolina and Jacksonville)

and the Baltimore Ravens, the Dolphins have had the NFL's low total of four head coaches in the history of their club.

DOLPHINS IN THE HALL OF FAME



DON SHULA

Head Coach (1970-95)

Vice Chairman (1996-00)

Born: 1/4/30

College: John Carroll '51

Player: 1951-57 • **Assistant Coach:** 1960-62

Head Coach: 1963-95 • **Year Inducted:** 1997

On July 26, 1997, Don Shula capped an illustrious career when he was inducted into the Pro Football Hall of Fame in Canton, Ohio, following his election into that shrine on January 25, 1997, his first year of eligibility. Shula's unanimous election to the Hall was the ultimate honor in a career full of record-setting accomplishments.

Starting with the 1996 season, Shula has served as Vice-Chairman of the Miami Dolphins, having been named to that position on January 5, 1996. This year marks his 31st season with the Dolphins, a tenure that started when he was named Head Coach of the club in 1970.

Shula's record as head coach of the Dolphins (1970-95) and before that as head coach of the Baltimore Colts (1963-69) is unmatched in National Football League history. In 1995 he concluded his 33rd season as an NFL head coach and his 26th season as head coach of the Dolphins. He owns a career record of 347-173-6 (.665), including a regular season mark of 328-156-6 (.676), and is the winningest coach in NFL history. On November 14, 1993 in Philadelphia, when the Dolphins defeated the Philadelphia Eagles 19-14, Shula won his 325th career game, moving him past the immortal George Halas (324-151-31) and setting an NFL record for most career victories, a mark once thought to be unreachable. Shula's 328 regular season wins also is an NFL record, surpassing Halas' former NFL mark of 318 regular season victories. Shula and Halas are the only NFL coaches to win 300 or more career games, as Shula recorded his 300th career win on September 22, 1991, with a 16-13 triumph over Green Bay in just his 29th year as an NFL head coach, as compared to 36 seasons for Halas to accomplish that feat.

In addition, Shula won Super Bowl titles in 1972 and 1973, one of only five coaches in NFL history to win consecutive Super Bowls. His 1972 team went 17-0, recording the only undefeated season in NFL annals. He has appeared in more Super Bowls (six) than any other coach, and is one of only two coaches (along with Buffalo's Marv Levy) to reach the Super Bowl three straight seasons (1971-73). He also advanced to the Super Bowl with the Dolphins in 1982 and 1984, as well as in 1968 as head coach of the Colts.

A remarkable 20 times in 33 seasons, Shula's teams reached the playoffs. His teams won at least ten games 21 times in those 33 years, and he suffered only two losing seasons (1976, 1988) in that span. He averaged more than ten wins per season in his career (347 wins in 33 years as a head coach), and he was the youngest coach to win 100, 200 and 300 games each.

During Shula's tenure with the Dolphins, from the time he replaced George Wilson on February 18, 1970 to become the franchise's second-ever head coach through his final season in 1995, his winning percentage of .658 (257-133-2) during that time was the best record in all of professional sports. The Dolphins either won or shared first place in the AFC East 15 times in the 26 years under Shula, and reached the playoffs 16 times. His ultimate achievement was the NFL's only unbeaten, untied record of 17-0 in 1972, capped by a 14-7 win over the Washington Redskins in Super Bowl VII. He won a second consecutive Super Bowl title in 1973, defeating the Minnesota Vikings 24-7 in Super Bowl VIII, and compiled an overall record of 32-2 in those back-to-back seasons, a two-year mark that has yet to be surpassed.

Before joining the Dolphins, Shula spent seven years (1963-69) as head coach of the Baltimore Colts. In that span he compiled a record of 73-26-4 (.728) and advanced to the

playoffs four times, including two appearances in the NFL Championship Game, in 1964 and 1968 after 12-2 and 13-1 campaigns, respectively. He was the youngest head coach (33 years old) in the history of the NFL when he was named the Colts' head coach in 1963.

Shula succeeded Weeb Ewbank as head coach in Baltimore after serving three years (1960-62) as defensive coordinator of the Detroit Lions, with the team going 26-13-1 in that period. Shula entered the coaching ranks with an assistant's job at Virginia (1958) and Kentucky (1959) before joining the Lions.

Shula broke into the NFL as the lone rookie on Coach Paul Brown's defending NFL champion Cleveland Browns in 1951. He was involved in the largest trade in modern NFL history, a 15-player deal with Baltimore in 1953, and Shula played four seasons with the Colts (1953-56) and one season at Washington (1957) at right cornerback. He had 21 career interceptions for 247 yards in seven seasons. In college, he was a running back at John Carroll University in Cleveland, and in 1950 he gained 125 yards when the Blue Streaks upset Syracuse, 21-15.

Shula also contributed to the growth of the NFL off the field by serving from 1975 through 1995 (including the last two years in that span as co-chairman along with George Young of the New York Giants) on the league's influential Competition Committee, which evaluates and recommends changes in playing rules as well as regulations designed to improve the safety of playing conditions.

In addition to his own election to the Pro Football Hall of Fame, Shula was further honored by being selected to present five other members for induction into the Hall (Larry Csonka, Bob Griese, Jim Langer, Larry Little, and Dwight Stephenson), including two (Csonka and Langer) in the same day.

Along with his football responsibilities, Shula always has given considerable time, plus financial and emotional support, to many area charities. The Don Shula Foundation, formed primarily to assist breast cancer research, was established as a tribute to his late wife, Dorothy. Shula also has been active in the American Cancer Society, March of Dimes, American Red Cross, the United Way, and Catholic Charities.

A member of the Class of 1951 at John Carroll, Shula helps fund a \$1 million chair in the University's Department of Philosophy. On May 17, 1994, John Carroll University showed its appreciation for Shula's support of the school by naming its athletic complex the Don Shula Sports Center. Shula also has received honorary doctorate degrees from John Carroll, St. Thomas University, the University of Miami, and Florida Atlantic University.

Because of his success on the football field and his long-time civic and charitable service, Shula has received countless prestigious awards recognizing his contributions, including the 1993 Sports Illustrated Sportsman of the Year Award and the 1994 Horatio Alger Award. In addition, along with Ken Blanchard, in 1995 Shula co-authored "Everyone's A Coach," a highly acclaimed book that outlines the application of their managerial philosophies for business and personal success. Shula personifies those business principles himself, serving as an equity partner in two highly successful enterprises, Don Shula's Hotel and Golf Club along with Don Shula's Steakhouse, Inc.

Shula's oldest son Dave, 41, and his wife Leslie have three sons, Danny, Christopher, and Matthew. David served as the Head Coach of the Cincinnati Bengals from 1992-96, and when Don Shula's Dolphins played Dave Shula's Bengals on October 2, 1994 in Cincinnati's Riverfront Stadium, it marked the first time ever in professional sports that a father and son faced each other as head coaches. Dave currently is Executive Vice President of Don Shula Steakhouse, Inc.

Shula's other son Mike, 35, rejoined the Dolphins in 2000 after serving the four previous seasons as the offensive coordinator of the Tampa Bay Buccaneers; he also spent the 1991-92 seasons as a coaches' assistant under his father in Miami. Mike and his wife, Shari, have one daughter, Samantha.

Mike and Dave Shula presented their father for induction into the Pro Football Hall of Fame in 1997, becoming the first pair ever to present a Hall of Famer for induction.

Shula's oldest daughter, Donna, has five children, Alex, Lindsey, Tyler, Calvin, and Carly, and is married to Steve Cohen. Another daughter, Sharon, currently serves as the Director of Development of the Don Shula Foundation and resides in New York. Youngest daughter Annie lives and works in Broward County.

Shula and his wife, Mary Anne, reside in Miami and continue to be very active in charitable and community affairs. They were married on October 16, 1993, and their family together now includes eight children and 12 grandchildren.

SHULA'S 33-YEAR RECORD

YEAR	TEAM	W	L	T	PCT.	FINISH
1963	Baltimore	8	6	0	.571	3rd, NFL West Conf.
1964*	Baltimore	12	2	0	.857	1st, NFL West Conf.
1965	Baltimore	10	3	1	.750	T-1st, NFL West Conf.
1966	Baltimore	9	5	0	.643	2nd, NFL West Conf.
1967	Baltimore	11	1	2	.857	T-1st, NFL Coastal
1968*	Baltimore	13	1	0	.929	1st, NFL Coastal
1969	Baltimore	8	5	1	.607	2nd, NFL Coastal
1970	Miami	10	4	0	.714	2nd, AFC East
1971*	Miami	10	3	1	.750	1st, AFC East
1972**	Miami	14	0	0	1.000	1st, AFC East
1973**	Miami	12	2	0	.857	1st, AFC East
1974	Miami	11	3	0	.786	1st, AFC East
1975	Miami	10	4	0	.714	T-1st, AFC East
1976	Miami	6	8	0	.429	3rd, AFC East
1977	Miami	10	4	0	.714	T-1st, AFC East
1978	Miami	11	5	0	.688	T-1st, AFC East
1979	Miami	10	6	0	.625	1st, AFC East
1980	Miami	8	8	0	.500	3rd, AFC East
1981	Miami	11	4	1	.719	1st, AFC East
1982*	Miami	7	2	0	.777	1st, AFC East
1983	Miami	12	4	0	.750	1st, AFC East
1984*	Miami	14	2	0	.875	1st, AFC East
1985	Miami	12	4	0	.750	1st, AFC East
1986	Miami	8	8	0	.500	3rd, AFC East
1987	Miami	8	7	0	.533	T-2nd, AFC East
1988	Miami	6	10	0	.375	5th, AFC East
1989	Miami	8	8	0	.500	T-2nd, AFC East
1990	Miami	12	4	0	.750	2nd, AFC East
1991	Miami	8	8	0	.500	T-2nd, AFC East
1992	Miami	11	5	0	.688	1st, AFC East
1993	Miami	9	7	0	.563	2nd, AFC East
1994	Miami	10	6	0	.625	1st, AFC East
1995	Miami	9	7	0	.563	T-2nd, AFC East

*NFL runner-up

**NFL Champion

	REGULAR SEASON				ALL GAMES			
	W	L	T	PCT.	W	L	T	PCT.
Baltimore Totals	71	23	4	.745	73	26	4	.728
Miami Totals	257	133	2	.658	274	147	2	.650
33-YEAR TOTALS	328	156	6	.676	347	173	6	.665

NFL'S TOP 20 COACHES

(based on career wins)

COACH	YEARS	TEAMS	REGULAR SEASON				CAREER			
			W	L	T	PCT.	W	L	T	PCT.
DON SHULA	33	COLTS, DOLPHINS	328	156	6	.676	347	173	6	.665
George Halas	40	Bears	318	148	31	.671	324	151	31	.671
Tom Landry	29	Cowboys	250	162	6	.605	270	178	6	.601
Curley Lambeau	33	Packers, Cardinals	226	132	22	.623	229	134	22	.623
		Redskins								
Chuck Noll	23	Steelers	193	148	1	.563	209	156	1	.572
Chuck Knox	22	Rams, Bills, Seahawks	186	147	1	.558	193	158	1	.550
Dan Reeves	19	Broncos, Giants, Falcons	167	128	1	.566	177	136	1	.565
Paul Brown	21	Browns, Bengals	166	100	6	.621	170	108	6	.609

COACH	YEARS	TEAMS	REGULAR SEASON				CAREER			
			W	L	T	PCT.	W	L	T	PCT.
Bud Grant	18	Vikings	158	96	5	.620	168	108	5	.607
Marv Levy	17	Chiefs, Bills	143	113	0	.558	154	120	0	.562
Steve Owen	23	Giants	151	100	17	.595	153	108	17	.581
M. Schottenheimer	15	Browns, Chiefs	145	85	1	.630	150	96	1	.609
Bill Parcells	15	Giants, Patriots, Jets	138	100	1	.579	149	106	1	.584
Joe Gibbs	12	Redskins	124	60	0	.674	140	65	0	.683
Hank Stram	17	Chiefs, Saints	131	97	10	.571	136	100	10	.573
Weeb Ewbank	20	Colts, Jets	130	129	7	.502	134	130	7	.507
Mike Ditka	14	Bears, Saints	121	95	0	.560	127	101	0	.557
Sid Gillman	18	Rams, Chargers, Oilers	122	99	7	.550	123	104	7	.541
George Allen	12	Rams, Redskins	116	47	5	.705	118	54	5	.681
George Seifert	9	49ers, Panthers	106	38	0	.736	116	43	0	.730

SHULA'S MILESTONES

Don Shula passed the immortal George Halas to become the winningest coach in NFL history when he registered victory number 325 in Miami's 19-14 win at Philadelphia on November 14, 1993. Shula concluded coaching with a career record of 347-173-6 (.665). On December 25, 1994, in Miami's 27-20 win over Detroit, Shula won the 319th regular season game of his career and broke the NFL record for most regular season coaching wins by Halas (318 wins). Shula owned a 328-156-6 (.676) regular season record. In 1991, Shula joined Halas (324 wins) as the only NFL coaches with 300 or more career wins. Shula accomplished his milestone 300th career win with a 16-13 triumph over the Green Bay Packers on September 22, 1991. Shula won the 300th regular-season game of his coaching career with a 16-13 overtime win at New England on December 27, 1992.

Shula added another historic career milestone in Miami's 30-7 win over the Buffalo Bills on September 16, 1990, as he recorded his 200th regular season victory since joining the Dolphins in 1970. Shula joined Hall of Fame coaches Curley Lambeau (Green Bay), George Halas (Chicago) and Tom Landry (Dallas) as the only NFL coaches to earn 200 or more regular season wins with one NFL club.

CAREER NFL WINS

CAREER WIN NO.	OPPONENT	SCORE	DATE	OPPOSING HEAD COACH
1	at San Francisco	20-14	9/22/63	Red Hickey
50	New Orleans	30-10	12/10/67	Tom Fears
100	San Diego	24-10	10/15/72	Harland Svare
150	N.Y. Jets	16-0	9/26/76	Lou Holtz
200	at New England	30-27 (OT)	11/8/81	Ron Erhardt
250	at Buffalo	23-14	11/24/85	Hank Bullough
300	Green Bay	16-13	9/22/91	Lindy Infante
324	Kansas City	30-10	10/31/93	Marty Schottenheimer
325	at Philadelphia	19-14	11/14/93	Rich Kotite
347	at St. Louis	41-22	12/24/95	Rich Brooks

REGULAR-SEASON NFL WINS


REGULAR SEASON WIN NO.	OPPONENT	SCORE	DATE	OPPOSING HEAD COACH
1	at San Francisco	20-14	9/22/63	Red Hickey
50	New Orleans	30-10	12/10/67	Tom Fears
100	New England	52-0	11/12/72	Phil Bengtson
150	at N.Y. Jets	14-10	11/6/77	Walt Michaels
200	Buffalo	27-10	12/27/82	Chuck Knox
250	Pittsburgh	35-24	11/1/87	Chuck Noll
300	at New England	16-13(OT)	12/27/92	Dick MacPherson
318	Kansas City	45-28	12/12/94	Marty Schottenheimer
319	Detroit	27-20	12/25/94	Wayne Fontes
328	at St. Louis	41-22	12/24/95	Rich Brooks

REGULAR-SEASON WINS WITH DOLPHINS

REGULAR SEASON VICTORY NO.	OPPONENT	SCORE	DATE	OPPOSING HEAD COACH
1	at Houston	20-10	9/27/70	Wally Lemm
50	Kansas City	9-3	10/20/74	Hank Stram
100	Green Bay	27-7	10/28/79	Bart Starr
150	at New England	44-24	10/21/84	Ron Meyer
200	Buffalo	30-7	9/16/90	Marv Levy
250	at New England	20-3	9/10/95	Bill Parcells

REGULAR-SEASON GAMES AS NFL COACH

REGULAR- SEASON GAME NO.	OPPONENT	SCORE	DATE	OPPOSING HEAD COACH
1	N.Y. Giants	28-37	9/15/63	Allie Sherman
50	Washington	37-10	11/6/66	Otto Graham
100	at Houston	20-10	9/27/70	Wally Lemm
150	Kansas City	9-3	10/20/74	Hank Stram
200	Buffalo	31-14	12/17/77	Jim Ringo
250	Pittsburgh	30-10	9/10/81	Chuck Noll
300	at San Diego	28-34	11/18/84	Don Coryell
350	at Philadelphia	28-10	12/13/87	Buddy Ryan
400	New England	17-10	10/18/90	Rod Rust
450	at N.Y. Jets	10-27	11/7/93	Bruce Coslet



LARRY CSONKA

Fullback

Born: 12/25/46

College: Syracuse '68

NFL: 1968-74, 1976-79

Dolphins: 1968-74, 1979

Year Inducted: 1987

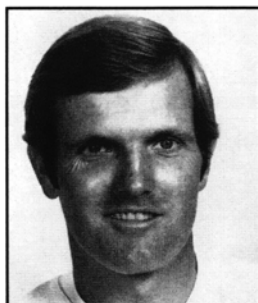
#39

Larry Csonka ranks as the Dolphins' all-time leading rusher with 1,506 carries for 6,737 yards (4.5 average) and 53 TDs. A five-time Pro Bowl selection, he put together three consecutive 1,000-yard seasons (1971-73) as Miami advanced to the Super Bowl each year. Csonka shined in those three Super Bowls, averaging 6.3 yards a carry and going over 100 yards rushing in two of them. Originally drafted in the first round out of Syracuse in 1968, he was named the MVP of Super Bowl VIII after carrying 33 times for 145 yards and two touchdowns as the Dolphins steamrolled the Minnesota Vikings, 24-7, for their second straight NFL title. Called a "modern-day Bronko Nagurski" by Dolphin coach Don Shula, "Zonk" also played three seasons with the N.Y. Giants (1976-78) and one year with the Memphis Southmen of the World Football League (1975). His career rushing totals in the NFL, which place him 22nd on the league's all-time rushing list, are: 1,891 carries for 8,081 yards (4.3 average) and 64 TDs. He was elected to the Hall of Fame in his second year of eligibility. In 1990, he also was voted the fullback on the Dolphins' Silver Anniversary all-time team and was named as a running back on the Super Bowl Silver Anniversary all-time team. On November 19, 1990, he was enshrined on the Dolphin Honor Roll at Pro Player Stadium.

CSONKA'S CAREER STATISTICS

YEAR	TEAM	G-S	ATT.	RUSHING				NO.	RECEIVING		
				YDS.	AVG.	LG	TD		YDS.	LG	TD
1968	Miami	11-11	138	540	3.9	40	6	11	118	65	1
1969	Miami	11-11	131	566	4.3	54t	2	21	183	42	1
1970	Miami	14-14	193	874	4.5	53	6	11	94	54	0
1971	Miami	14-14	195	1051	5.4	28	7	13	113	25	1
1972	Miami	14-14	213	1117	5.2	45	6	5	48	14	0
1973	Miami	14-14	219	1003	4.6	25	5	7	22	9	0
1974	Miami	12-12	197	749	3.8	24	9	7	35	11	0
1975	Memphis*	7-NA	99	421	4.3	—	1	5	54	—	1
1976	N.Y. Giants	12-12	160	569	3.6	13	4	6	39	14	0
1977	N.Y. Giants	14-14	134	464	3.5	15	1	2	20	12	0
1978	N.Y. Giants	14-13	91	311	3.4	12	6	7	73	23	0
1979	Miami	16-16	220	837	3.8	22	12	16	75	18	1
MIAMI TOTALS		106-106	1506	6737	4.5	54t	53	91	688	65	4
N.Y. GIANTS TOTALS		40-39	385	1344	3.5	15	11	15	132	23	0
NFL TOTALS		146-145	1891	8081	4.3	54t	64	106	820	65	4
PLAYOFFS		12-12	225	891	4.0	49	9	4	26	16	1

* stats with WFL Memphis not included in career totals



BOB GRIESE

Quarterback

Born: 2/3/45

College: Purdue '67

NFL: 1967-80

Dolphins: 1967-80

Year Inducted: 1990

#12

He was unquestionably the "thinking man's quarterback." Bob Griese, renowned for his poised leadership and ingenious play-calling, sustained the Dolphin offense with a flair for winning from 1967-80.

The bespectacled quarterback became the 14th passer in the NFL's exclusive 25,000-yard club in 1980. On the same day he reached that milestone, he suffered a shoulder injury which ultimately forced his retirement on June 25, 1981. His No. 12 jersey became the first to be retired May 6, 1982, in ceremonies at the Dolphins' annual awards banquet. In 1990, he was also voted the quarterback on the Dolphins' Silver Anniversary all-time team, and on Nov. 19, 1990, he was enshrined on the Dolphin Honor Roll at Pro Player Stadium.

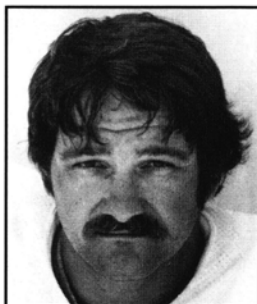
He had a .698 winning percentage (91-39-1) under Coach Don Shula. "Cornerstone of the franchise," Dolphin founder Joe Robbie called him. He was a consensus All-Pro quarterback in 1971 and 1977, made six appearances in the Pro Bowl and was voted the team's Most Valuable Player six times by South Florida media.

After becoming eligible for induction into the Hall of Fame in 1985, Griese was named as a finalist all five years before being elected to the Hall of Fame in 1990.

"He's probably the most unselfish guy I've ever been around," Shula said. "He got as much of a thrill calling the right running play for a touchdown as he did connecting on a bomb. That's just his makeup."

GRIESE'S CAREER STATISTICS

YEAR	TEAM	G-S	ATT.	COMP.	YDS.	PCT.	TD	INT.	LG	TKLD.
1967	Miami	12-11	331	166	2005	50.2	15	18	68t	25/240
1968	Miami	13-13	355	186	2473	52.4	21	16	50t	43/372
1969	Miami	9-9	252	121	1695	48.0	10	16	53t	33/289
1970	Miami	14-14	245	142	2019	58.0	12	17	54t	31/282
1971	Miami	14-13	263	145	2089	55.1	19	9	86t	23/248
1972	Miami	6-5	97	53	638	54.6	4	4	39	7/45
1973	Miami	13-13	218	116	1422	53.2	17	8	46	11/75
1974	Miami	13-13	253	152	1968	60.1	16	15	54	27/202
1975	Miami	10-10	191	118	1693	61.8	14	13	79t	16/31
1976	Miami	13-13	272	162	2097	59.6	11	12	47t	30/266
1977	Miami	14-14	307	180	2252	58.6	22	13	73t	36/303
1978	Miami	11-9	235	148	1791	63.0	11	11	63t	18/165
1979	Miami	14-12	310	176	2160	56.8	14	16	51	26/223
1980	Miami	5-3	100	61	790	61.0	6	4	54	9/89
TOTALS		161-152	3429	1926	25092	56.2	192	172	86t	335/2930
PLAYOFFS		12-11	208	112	1467	53.8	10	12	75t	15/152



JIM LANGER

Center

Born: 5/16/48

College: South Dakota St. '70

NFL: 1970-81

Dolphins: 1970-79

Year Inducted: 1987

#62


Jim Langer was the anchor of the Miami offensive line during the Dolphins' championship years of the 1970s. Coming out of South Dakota State in 1970, he was signed as a free agent by Cleveland but was released on the final cut. Langer was picked up on waivers by the Dolphins and, after spending most of the year on the taxi squad, played in the final five games of 1970, mainly on special teams. After serving as a backup at center the following season, in 1972 he won the starting job, which he would hold until sidelined with a knee injury in 1979. A consensus All-Pro from 1973-77, Langer was a six-time Pro Bowl selection (five times as a starter). He played in a club-high 128 straight games during his career and also had a team-record 109 consecutive starts (a record since broken by Richmond Webb in 1997). Voted the team's Most Valuable Player by South Florida media in 1975, Langer also holds the distinction of having played every offensive down in the Dolphins' perfect 1972 season. Wanting to spend the final years of his career near his Royalton, Minn., home, at his own request Langer was traded to the Minnesota Vikings in 1980, where he played for two seasons (1980-81). He was elected to the Hall of Fame in his first year of eligibility. In addition, on November 19, 1990, he was enshrined on the Dolphin Honor Roll at Pro Player Stadium.



DOLPHIN FACT

In home openers, Miami is 27-6-1 (.809). In road openers, the Dolphins are 19-14-1 (.574).

In addition, the Dolphins own a 26-4 (.867) record in home openers since the 1970 merger of the National and American Football Leagues, which is the best of any NFL club over that time span, ahead of the Raiders (24-5-1, .817).



LARRY LITTLE

Guard

Born: 11/2/45

College: Bethune-Cookman '67


NFL: 1967-80

Dolphins: 1969-80

Year Inducted: 1993

#66

A rumbling giant in the Dolphin trenches for 12 seasons, Larry Little's very presence in leading a sweep was an intimidating force in a Miami running attack which led the NFL during the 1970s at 2,372 yards per season. Coming out of Bethune-Cookman in 1967, Little entered the NFL as an undrafted free agent with the San Diego Chargers for a \$750 bonus. He was traded to the Dolphins on July 2, 1969, in exchange for Miami cornerback Mack Lamb, a former high school teammate. After having started just four games during his two seasons with the Chargers, Little emerged with the Dolphins and played in 158 regular season games with 152 starting assignments. He also started 12 playoff games for Miami and was a key ingredient of the Dolphins' back-to-back Super Bowl championship teams of 1972 and '73. Little earned All-Pro honors six times (1971-75 and 1977) and was a Pro Bowl selection on four occasions (1971-74). He was the first player in league history to be named as AFC Offensive Lineman of the Year three straight seasons (1970-72) by the NFL Players' Association. Little, who anchored the offensive line which helped set a then-NFL record with 2,960 rushing yards during the Dolphins' "perfect season" in 1972, was named by the National 1,000-Yard Club as the league's Outstanding Blocker for the '72 campaign. A native Floridian, Little was the first Dolphin player inducted into the Florida Sports Hall of Fame, on March 6, 1978. In 1990, he was voted as a guard on the Dolphins' Silver Anniversary all-time team. Little was elected into the Hall of Fame in his eighth year of eligibility after having been a finalist on three occasions. On December 13, 1993, he was enshrined on the Dolphin Honor Roll at Pro Player Stadium.



DWIGHT STEPHENSON

Center

Born: 11/20/57

College: Alabama '80

NFL: 1980-87


Dolphins: 1980-87

Year Inducted: 1998

#57

Dwight Stephenson spent his entire career with the Dolphins, and was considered by many to be the "best at his position ever" in the NFL. He was selected to five straight Pro Bowls (1983-87), and earned starting honors in four of those contests (1983-86). His four Pro Bowl starts is tied for the third-most in team history. Stephenson anchored an offensive line which allowed the fewest sacks in the NFL each of his seasons as a starter and enabled Miami quarterback Dan Marino to set numerous passing records. His playing career ended prematurely after suffering torn anterior cruciate and lateral collateral ligaments in his left knee against the New York Jets on December 7, 1987, when he was hit unexpectedly by Marty Lyons on a New York fumble return. Stephenson's greatest honor during his playing days came in 1985 when he was selected as the Miller Lite/NFL Man of the Year for his work in charity and community projects, the first Dolphin to win that award. Stephenson also served as an Assistant Offensive Line Coach on Don Shula's Dolphin staff in 1992. Before joining the Dolphins as a second round draft choice in 1980, he had an outstanding college career at

Alabama, where he was called "the greatest center I have ever coached" by the late Paul "Bear" Bryant. He was elected to the Pro Football Hall of Fame in his sixth year of eligibility after having been a finalist on five occasions. In 1990, he also was voted as the center on the Dolphins' Silver Anniversary all-time team, and on December 12, 1994, he was enshrined on the Dolphin Honor Roll at Pro Player Stadium.



PAUL WARFIELD

Wide Receiver

Born: 11/28/42

College: Ohio State '64

NFL: 1964-74, 1976-77

Dolphins: 1970-74

Year Inducted: 1983

#42


Paul Warfield sandwiched two stints with the Cleveland Browns around a five-year career with the Dolphins. After spending his first six seasons in the NFL with the Browns (1964-69), Warfield was acquired by Miami in January of 1970 in exchange for a first-round pick in the upcoming draft. In his five seasons with the Dolphins, Warfield had 156 receptions for 3,355 yards (21.5 average) and 33 TDs – good enough to place him 15th on the team's all-time receiving list. A member of both the '72 and '73 Super Bowl championship teams, he was selected to play in the Pro Bowl all five years he was with the Dolphins (once as a starter), in addition to being named to the AFC squad twice with the Browns. Warfield, one of two Dolphins (along with Mark Ingram) in the team's history to score four touchdowns in one game, also played one season with the Memphis Southmen of the World Football League (1975) before finishing his career with Cleveland (1976-77). His career receiving totals in the NFL are: 427 receptions for 8,565 yards (20.1 average) and 85 TDs. His 85 touchdown catches is tied for the seventh highest career total in NFL history. He was elected to the Hall of Fame in his first year of eligibility. In 1990, he also was voted as a wide receiver on the Dolphins' Silver Anniversary all-time team, and on November 19, 1990, he was enshrined on the Dolphin Honor Roll at Pro Player Stadium.

WARFIELD'S CAREER STATISTICS

YEAR	TEAM	G-S	NO.	YDS.	AVG.	LG	TD
1964	Cleveland	14-NA	52	920	17.7	62t	9
1965	Cleveland	1-NA	3	30	10.0	13	0
1966	Cleveland	14-NA	36	741	20.6	51	5
1967	Cleveland	14-NA	32	702	21.9	49t	8
1968	Cleveland	14-NA	50	1067	21.3	65t	12
1969	Cleveland	11-NA	42	886	21.1	82t	10
1970	Miami	14-14	28	703	25.1	54	6
1971	Miami	12-11	43	996	23.2	86t	11
1972	Miami	14-14	29	606	20.9	47	3
1973	Miami	14-14	29	514	17.7	45	11
1974	Miami	14-14	27	536	19.9	54	2
1975	Memphis*	10-NA	25	422	16.9	44t	3
1976	Cleveland	14-14	38	613	16.1	37t	6
1977	Cleveland	14-9	18	251	13.9	52t	2
MIAMI TOTALS		68-67	156	3355	21.5	86t	33
CLEVELAND TOTALS		96-NA	271	5210	19.2	82t	52
NFL TOTALS		164-NA	427	8565	20.1	86t	85
MIAMI PLAYOFFS		11-11	34	717	21.1	75t	4
CLEVELAND PLAYOFFS		7-7	24	404	16.8	56	1
PLAYOFF TOTALS		18-18	58	1121	19.3	75t	5

*stats with WFL Memphis not included in career totals

RETIRED JERSEY #12




Bob Griese's No. 12 jersey became the first Dolphin number to be retired, on May 6, 1982, in ceremonies at the Dolphins' annual awards banquet.

No other player in the history of the Dolphins, either before or after Griese, wore No. 12 in regular season play.

Griese was further recognized when he was elected to the Pro Football Hall of Fame in 1990.

For a full bio of Griese, please see the Hall of Fame section of the media guide.

RETIRED JERSEY #13



DAN MARINO

6-4 • 228

Quarterback

Born: 9/15/61

College: Pittsburgh '83

Acquired: D1, 1983

NFL: 17 Seasons • **Dolphins:** 17 Seasons

#13

PRO CAREER

Dan Marino's number 13 jersey became the second Dolphin uniform number to be retired, on Sunday, September 17, 2000, at halftime of the Dolphins-Baltimore Ravens game at Pro Player Stadium . . . He was also inducted into the Dolphin Honor Roll on that date . . . The only other Dolphin player to wear No. 13 was safety Jake Scott, who wore that number from 1970 through 1975 . . . Marino will be eligible to be inducted into the Pro Football Hall of Fame with the Class of 2005 . . . He announced his retirement on March 13, 2000 . . . Marino ranks among the NFL's all-time top ranked passers . . . In his 17-year career, Marino played in 242 games (240 starts) and he is 4967-8358 (59.4%) for 61,361 yards, 420 touchdowns, and 252 interceptions for an 86.4 passing efficiency rating, which ranks fourth among the all-time passing leaders . . . Marino holds 38 Dolphins regular season team records (50 overall, including playoffs) and is tied for six others (eight, including playoffs) . . . He holds 25 NFL regular season records and is tied for five others . . .

RECORD WHEN MARINO . . .

(Regular Season)

Threw 0 Touchdowns	16-23	Was Not Intercepted.....	62-23
Threw 1 Touchdown	45-31	Was Intercepted	85-72
Threw 2 Touchdowns	45-20	Played on Grass.....	108-54
Threw 3 Touchdowns	25-16	Played on Turf.....	39-41
Threw 4 Touchdowns	12-3	Played in Domes	15-14
Threw 5 Touchdowns	4-1	Played on Monday Night	19-18
Threw 6 Touchdowns	0-1	Played on Sunday Night.....	11-4
Threw at least 1 TD	131-72	Played on Thursday Night	1-0
Was Not Sacked	68-33	Played in Prime Time	31-22
Was Sacked.....	79-62	Played in Overtime	7-8
Rushed for a Touchdown	7-2		

AMONG NFL LEADERS: With a career passing efficiency of 86.4, Marino currently ranks fourth on the all-time list of passers, behind only Steve Young, who has a career rating of 97.6, Joe Montana, who has a career rating of 92.3, and Brett Favre, who has a career rating of 87.1 . . . Marino also ranks in various categories among the league's overall active quarterback leaders in his 17 seasons (1983-99) in the NFL:

TOP TEN NFL ALL-TIME LEADING PASSERS

Player	YRS.	ATT.	COMP.	PCT.	YDS.	TD	INT.	Rating
Steve Young	15	4149	2667	64.3	33,124	232	107	96.8
Joe Montana	15	5391	3409	63.2	40,551	273	139	92.3
Brett Favre	9	4352	2659	61.1	30,894	235	141	87.1
DAN MARINO	17	8358	4967	59.4	61,361	420	252	86.4
Mark Brunell	7	2160	1297	60.0	15,572	86	52	85.4
Jim Kelly	11	4779	2874	60.1	35,467	237	175	84.4
Roger Staubach	11	2958	1685	57.0	22,700	153	109	83.4
Neil Lomax	8	3153	1817	57.6	22,771	136	90	82.7
Troy Aikman	11	4453	2742	61.6	31,310	158	127	82.6
Sonny Jurgensen	18	4262	2433	57.1	32,224	255	189	82.6

TOP TEN NFL PASSERS ACTIVE IN 1999

PASSES

DAN MARINO	8,358	(17)
Warren Moon	6,789	(16)
Vinny Testaverde	4,613	(13)
Troy Aikman	4,453	(11)
Brett Favre.....	4,352	(9)
Steve Young.....	4,149	(15)
Randall Cunningham.....	4,075	(14)
Drew Bledsoe.....	3,921	(7)
Jeff George	3,731	(10)
Jim Harbaugh.....	3,716	(12)

COMPLETIONS

DAN MARINO	4,967	(17)
Warren Moon	3,973	(16)
Troy Aikman	2,742	(11)
Steve Young	2,667	(15)
Brett Favre	2,659	(9)
Vinny Testaverde.....	2,569	(13)
Randall Cunningham	2,301	(14)
Drew Bledsoe.....	2,192	(7)
Jim Harbaugh.....	2,182	(12)
Jeff George	2,162	(10)

PASSING YARDAGE

DAN MARINO	61,361	(17)
Warren Moon	49,117	(16)
Steve Young.....	33,124	(15)
Vinny Testaverde	32,575	(13)
Troy Aikman	31,310	(11)
Brett Favre.....	30,894	(9)
Randall Cunningham.....	28,557	(14)
Jeff George	26,045	(10)
Drew Bledsoe.....	25,966	(7)
Jim Harbaugh.....	24,872	(12)

TD PASSES

DAN MARINO	420	(17)
Warren Moon	290	(16)
Brett Favre	235	(9)
Steve Young	232	(15)
Vinny Testaverde.....	205	(13)
Randall Cunningham	198	(14)
Troy Aikman	158	(11)
Drew Bledsoe.....	147	(7)
Jeff George	147	(10)
Chris Chandler.....	135	(12)

TOP FIVE NFL LEADERS, LAST 17 SEASONS (1983-99)

PASSES

DAN MARINO, MIA.....	8,358
John Elway, Den	7,250
Warren Moon, Hou/Minn/Sea/K.C.	6,789
Boomer Esiason, Cin/NYJ/Ariz.....	5,205
Dave Krieg, Sea/KC/Det/Ari/Chi/Tenn	5,119

COMPLETIONS

DAN MARINO, MIA	4,967
John Elway, Den	4,123
Warren Moon, Hou/Minn/Sea/K.C	3,973
Dave Krieg, Sea/KC/Det/Ari/Chi/Tenn	2,991
Boomer Esiason, Cin/NYJ/Ariz.....	2,969

PASSING YARDAGE

DAN MARINO, MIA.....	61,361
John Elway, Den	51,475
Warren Moon, Hou/Minn/Sea/K.C	49,117
Boomer Esiason, Cin/NYJ/Ariz.....	37,920
Dave Krieg, Sea/KC/Det/Ari/Chi/Tenn	36,803

TD PASSES

DAN MARINO, MIA	420
John Elway, Den	300
Warren Moon, Hou/Minn/Sea/K.C	290
Dave Krieg, Sea/KC/Det/Ari/Chi/Tenn	252
Boomer Esiason, Cin/NYJ/Ariz.....	247

Marino also is among the winningest-ever quarterbacks in NFL regular season history, ranking second in all time regular season victories as a starter . . . His 16-13 overtime win vs. Tennessee on Sept. 7, 1997 tied him with Fran Tarkenton for second place on the all-time win list, and his 17-14 victory versus Kansas City on Oct. 5, 1997 moved him into sole possession of second place, trailing only Denver's John Elway:

MOST ALL-TIME VICTORIES BY NFL STARTING QUARTERBACKS (Regular Season)

PLAYER	TEAMS	NFL SEASONS	W-L-T	PCT.
1. John Elway	Denver	16	148-82-1	.643
2. DAN MARINO	MIAMI	17	147-93-0	.613
3. Fran Tarkenton	Minn./N.Y. Giants	18	125-109-6	.533

In his career, with 8,358 attempts, Marino ranks first in NFL history in pass attempts, breaking Fran Tarkenton's NFL record of 6,467 attempts on Dec. 11, 1995 vs. Kansas City . . . Marino tied Tarkenton's record with a two yard completion to Eric Green in the fourth quarter of that game and broke the record with an incomplete pass intended for Randal Hill later in that quarter . . . With 4,967 pass completions, Marino ranks first in NFL history in completions, breaking Fran Tarkenton's NFL record of 3,686 completions on Oct. 8, 1995 vs. Indianapolis . . . Marino tied Tarkenton's record with a five yard touchdown pass to Irving Spikes in the first quarter of that game and broke the record with a six-yard completion to Keith Byars in the second quarter . . . With 61,361 yards passing, Marino ranks first in NFL history in total yards passing, breaking Fran Tarkenton's NFL record of 47,003 passing yards on Nov. 12, 1995 vs. New England on a nine-yard completion to Irving Fryar in the first quarter . . . With 420 touchdown passes, Marino ranks first in NFL history in touchdown passes, breaking Tarkenton's NFL record of 342 TD passes with a six-yard TD pass to Keith Byars in the second quarter on Nov. 26, 1995 at Indianapolis . . . Marino tied Tarkenton's record with a four-yard touchdown pass to O.J. McDuffie in the third quarter on Nov. 20th vs. San Francisco . . .

ATTEMPTS AND COMPLETIONS: Suffered just 32 sub-50 percent completion percentage games in his 242 regular season games (240 starts) . . . The Dolphins were 10-22 in those 32 games . . . Including playoffs, completed less than half his passes 37 times in 260 games (258 starts), and the Dolphins were 10-27 in those games . . . Marino led the NFL in pass attempts five different seasons (1984, 1986, 1988, 1992, 1997), and in 1997 set a new NFL record for most seasons leading the league in pass attempts (five) . . . He had been tied for the previous record (four seasons) with Sammy Baugh (1937, 1943, 1947-48), Johnny Unitas (1957, 1959-61), and George Blanda (1953, 1963-65) . . . Marino led the NFL in pass completions six times in his career (1984-86, 1988, 1992, 1997), and in 1997 set a new NFL record for most years leading the league in pass completions (six) . . . He had been tied for the previous record (five seasons) with Sammy Baugh (1937, 1943, 1945, 1947-48) . . . On Sept. 13, 1999 at Denver, Marino's 11th pass attempt of the contest was the 8,000th attempt of his career, becoming the first quarterback in NFL history to attempt 8,000 passes . . . On Dec. 11, 1995 vs. Kansas City, Marino attempted the 6,468th pass of his career (an incomplete pass

intended for Randal Hill) to break Tarkenton's NFL record for most career pass attempts . . . On Nov. 10, 1996 vs. Indianapolis, Marino's eight-yard completion to Fred Barnett in the second quarter was the 4,000th completion of Marino's career, becoming the first quarterback in NFL history to reach 4,000 completions . . . Marino reached that milestone in his 193rd career game...On Oct. 8, 1995 vs. Indianapolis, Marino completed the 3,687th pass of his career (a six-yard completion to Keith Byars in the second quarter) to break Tarkenton's NFL record for most career completions . . .

DAN MARINO'S LONGEST COMPLETIONS, BY POSITION

POSITION	PLAYER	DATE, OPPONENT	LENGTH
Wide Receiver	Mark Duper	November 20, 1983 vs. Baltimore	85t
	Mark Duper	November 2, 1986 vs. Houston	85t
Running Back	Tony Nathan	September 29, 1985 at Denver	73
	Sammie Smith	December 30, 1990 vs. Indianapolis (longest TD)	53t
Fullback	Stanley Pritchett	September 15, 1996 vs. N.Y. Jets	74t
Tight End	Ferrell Edmunds	November 27, 1988 at N.Y. Jets	80t
Offensive Lineman	Keith Sims	September 29, 1991 at N.Y. Jets	9
Quarterback	Dan Marino	November 12, 1995 vs. New England	-6

YARDAGE: Marino's 61,361 yards passing ranks first on the NFL's all-time career passing yardage list . . . On Oct. 17, 1999 at New England, Marino's eight yard pass to Tony Martin (his only completion of the game) made him the first quarterback in NFL history to pass for 60,000 career yards . . . On Nov. 12, 1995 vs. New England, with a nine-yard completion to Irving Fryar in the first quarter, Marino passed Fran Tarkenton (47,003 career passing yards), breaking Tarkenton's NFL record for most career passing yards and moving into first place on the NFL all-time career passing yardage list:

NFL CAREER PASSING YARDAGE LEADERS

1. DAN MARINO61,361 (17)	11. Jim Everett.....34,837 (12)
2. John Elway51,475 (16)	12. Jim Hart34,665 (18)
*3. Warren Moon.....49,117 (16)	13. Steve DeBerg.....34,241 (17)
4. Fran Tarkenton.....47,003 (18)	14. John Hadl.....33,503 (16)
5. Dan Fouts43,040 (15)	15. Phil Simms.....33,462 (14)
6. Joe Montana.....40,551 (16)	*16. Steve Young33,124 (15)
7. Johnny Unitas.....40,239 (18)	17. Ken Anderson32,838 (16)
8. Dave Krieg.....38,151 (19)	*18. Vinny Testaverde.....32,575 (13)
9. Boomer Esiason37,920 (14)	19. Sonny Jurgensen.....32,224 (18)
10. Jim Kelly35,467 (11)	20. John Brodie.....31,548 (16)

() - number of years played

* - active players

Listed below is a list of the receivers who have caught Marino's passes and their reception yards (including Marino himself, who caught a deflected pass for minus-six yards vs. New England on Nov. 12, 1995, as well as offensive lineman Keith Sims, who caught a deflected pass for nine yards at N.Y. Jets on Sept. 29, 1991):

MARINO'S 61,361 CAREER YARDS BY RECEIVER

(80 different individuals)

Mark Duper.....492-8475	Stanley Pritchett.....72-608	Brian Manning.....7-85
Mark Clayton.....538-8468	Charles Jordan.....34-600	Marc Logan.....11-83
O.J. McDuffie.....336-4159	Bobby Humphrey.....54-507	John Avery.....10-67
Irving Fryar.....146-2313	Karim Abdul-Jabbar.....69-463	Joe Carter.....10-59
Tony Martin.....136-2200	Eric Green.....40-453	Robert Clark.....3-59
Jim Jensen.....217-2051	Randal Hill.....22-451	Duriel Harris.....6-54
Tony Nathan.....222-2046	Gary Clark.....31-446	J.J. Johnson.....7-46
Nat Moore.....153-2046	Jerris McPhail.....37-338	Ronnie Williams.....4-45
Bruce Hardy.....167-1565	Scott Schwedes.....16-326	Hunter Goodwin.....7-41
Fred Banks.....98-1544	Greg Baty.....28-319	David Overstreet.....4-26
Ferrell Edmunds.....112-1517	Andre Brown.....19-312	Garrett Limbrick.....4-23
Keith Jackson.....112-1412	Sammie Smith.....32-310	Cleveland Gary.....2-19
Troy Stradford.....157-1362	Brett Perriman.....18-297	Autry Denson.....3-18
Troy Drayton.....107-1308	Ed Perry.....38-293	Charles Henry.....2-17
Oronde Gadsden.....76-1226	Mike Williams.....18-258	Brian Kinchen.....2-15
Bernie Parmalee.....124-1180	Mark Higgs.....31-247	Brett Carolan.....2-14
Lamar Thomas.....78-1125	Aaron Craver.....26-242	Roosevelt Potts.....2-14
Tony Paige.....140-1115	Woody Bennett.....30-236	Kevin McKenzie.....1-13
Lorenzo Hampton.....121-938	Yatil Green.....17-221	Keith Sims.....1-9
James Pruitt.....56-918	Scott Miller.....13-186	Robert Wilson.....3-8
Dan Johnson.....82-901	James Saxon.....31-178	Nuu Faaola.....1-8
Keith Byars.....109-883	Jimmy Cefalo.....17-177	Cecil Collins.....2-5
Terry Kirby.....84-846	Irving Spikes.....19-159	Dewayne Dotson.....1-4
Ron Davenport.....91-796	Rob Konrad.....17-155	Frank Wainright.....1-2
Joe Rose.....52-765	Tom Brown.....14-123	Ron Moore.....1-1
Fred Barnett.....51-701	Nate Jacquet.....8-122	Dan Marino.....1--6
Mark Ingram.....55-647	Vince Heflin.....6-98	

When Marino passed the 60,000-yard mark, that is the equivalent to passing more than 34 miles . . . That is more than the following (courtesy USA Today):

- 163 trips up and down the Washington Monument (34.2 miles)
- 600 football fields from goal line to goal line (34.1 miles)
- The length of the English Channel Tunnel (31 miles)
- Five Mount Everests (27.5 miles)
- Distance between Miami and Ft. Lauderdale (27 miles)
- A marathon (26.2 miles)
- The ozone layer (25 miles)

Marino is the only quarterback in NFL history to have six 4,000-yard seasons (1984-86, 1988, 1992, 1994) . . . Warren Moon (four, 1990-91, 1994-95), Dan Fouts (three, 1979-81), Brett Favre (three, 1995, 1998-99), Drew Bledsoe (two, 1994, 1996), and Steve Young (two, 1993, 1998) are the only other QBs to have multiple 4,000-yard seasons . . . Along with Fouts he is the only other QB to pass for 4,000 yards in three straight seasons (1984-86) . . . Marino passed for 3,000 or more yards 13 times (1984-92, 1994-95, 1997-98) in his 17 seasons in the NFL . . . When he went over the 3,000-yard passing mark on Dec. 21, 1998 vs. Denver, it marked the 13th time he passed for 3,000 or more yards, breaking his tie with John Elway and re-setting the NFL record for most 3,000 yard seasons . . . Marino originally set the record for most 3,000 yard seasons in 1991, his eighth year of passing for 3,000 or more yards before Elway tied that record in 1996 . . . Before setting that NFL record, Marino had been tied with Joe Montana (1981, 1983-85, 1987, 1989-90) for the previous record of seven 3,000-yard seasons . . . Marino extended that mark to 11 seasons before being tied by Elway in 1996, and Marino now holds the NFL record alone by extending that mark to 13 seasons:

NFL LEADERS, MOST 3,000 YARD PASSING SEASONS

NAME	YEARS WITH 3,000 YARDS	SEASONS WITH 3,000 YARDS	NFL SEASONS	CAREER PASS YARDS
DAN MARINO	13	1984-92, 94-95, 97-98	17	61,361
John Elway	12	1985-91, 93-97	16	51,475
Warren Moon	9	1984, 86, 89-91, 93-95, 97	16	49,117
Brett Favre	8	1992-99	9	30,583
Joe Montana	8	1981, 83-85, 87, 89-90, 94	14	40,551
Jim Kelly	8	1986, 88-89, 91-95	11	35,467
Boomer Esiason	7	1985-90, 93	14	37,920
Jim Everett	7	1988-92, 94-95	12	34,837
Steve Young	6	1992-95, 97-98	15	33,124
Dan Fouts	6	1979-81, 84-86	15	43,040
Dave Krieg	6	1984-85, 89, 90, 92, 95	19	38,151
Drew Bledsoe	6	1994-99	7	25,966

In addition, Marino's nine consecutive 3,000-yard seasons (1984-92) is the NFL record for most consecutive 3,000 yard seasons . . . Marino led the NFL in passing yards five times during a season, having accomplished that feat in 1984-86, 1988, and 1992 . . . Marino tied the NFL record for most seasons leading the league in passing yardage (five) with Sonny Jurgensen (1961-62, 1966-67, 1969) . . . Marino had 13 career 400-yard games (15, including playoffs) and the Dolphins were 8-5 in those 13 games (9-6 overall, including the playoffs) . . . Marino had 63 career regular season 300-yard games (67, including playoffs), and the Dolphins were 37-26 in those 63 300-yard games (38-29 overall, including playoffs) . . . Marino's 63 career 300-yard passing games extended his own NFL record for most career 300-yard passing games . . . He broke Dan Fouts' former NFL record of 51 career 300-yard games on Dec. 3, 1995 vs. Atlanta when Marino had 343 yards passing, the 52nd regular season game of 300 or more yards passing in his career . . . Marino tied Fouts' record of 51 regular season career 300-yard games when he had 333 yards passing on Nov. 12, 1995 vs. New England . . . Marino owns the top 11 and 42 of the top 50 passing yardage games in Dolphins history as well as 67 of the 79 300-yard passing games in club history . . .

TOUCHDOWN PASSES: Marino's first touchdown pass on Nov. 26, 1995 at Indianapolis, a six-yard TD pass to Keith Byars with 13:54 elapsed in the second quarter, was Marino's 343rd TD pass of his career, breaking Fran Tarkenton's former NFL record of most career touchdown passes (342), making Marino the league's all-time leader in career TD passes . . . Marino tied Tarkenton's record vs. San Francisco on November 20, 1995, with a four-yard TD pass to O.J. McDuffie in the third quarter . . . On Nov. 29th, 1998 vs. New Orleans, Marino's seven-yard touchdown pass to O.J. McDuffie was the 400th TD pass of his career, becoming the first quarterback in NFL history to throw for 400 touchdown passes . . . Marino has 420 career touchdown passes:

TOP TWENTY, CAREER TOUCHDOWN PASSES

1. DAN MARINO.....	420 (17)	11. John Hadl.....	244 (16)
2. Fran Tarkenton.....	342 (18)	12. Len Dawson.....	239 (19)
3. John Elway.....	300 (16)	13. Jim Kelly.....	237 (11)
*4. Warren Moon.....	290 (16)	14. George Blanda.....	236 (26)
Johnny Unitas.....	290 (18)	*15. Brett Favre.....	235 (9)
6. Joe Montana.....	273 (16)	*16. Steve Young.....	232 (15)
7. Dave Krieg.....	261 (19)	17. John Brodie.....	214 (16)
8. Sonny Jurgensen.....	255 (18)	18. Y.A. Tittle.....	212 (15)
9. Dan Fouts.....	254 (15)	Terry Bradshaw.....	212 (14)
10. Boomer Esiason.....	247 (14)	20. Jim Hart.....	209 (18)

() - number of years played

* - active players

Through his 17 seasons Marino averaged 24.7 touchdown passes per season and 1.74 TD passes per game he has played . . . Marino and the "Marks Brothers", Mark Clayton and Mark Duper, combined for the second and sixth (tied) most prolific quarterback to wide receiver scoring combinations in NFL history: Marino and Clayton combined for 79 touchdown passes, which ranks second in NFL history and had been the highest scoring duo until they were passed by Steve Young and Jerry Rice in 1998, while the Marino-to-Duper combination, with 55 touchdowns, ranks tied for sixth:

NFL ALL-TIME TOP QUARTERBACK-TO-RECEIVER SCORING COMBINATIONS

QUARTERBACK	RECEIVER	TEAM	SEASONS TOGETHER	TOUCHDOWNS
1. Steve Young	Jerry Rice	S.F.	1987-99	85
2. DAN MARINO	MARK CLAYTON	MIAMI	1983-92	79
3. Jim Kelly	Andre Reed	Buff.	1986-96	65
4. John Unitas	Raymond Berry	Balt.	1955-67	63
5. John Hadl	Lance Alworth	S.D.	1962-70	56
6. DAN MARINO	MARK DUPER	MIAMI	1983-92	55
Joe Montana	Jerry Rice	S.F.	1985-92	55
8. Sonny Jurgensen	Charley Taylor	Wash.	1964-74	53
9. Ken Anderson	Isaac Curtis	Cin.	1973-84	51

MARINO'S 420 CAREER TOUCHDOWN PASSES

BY TARGETS

(51 different individuals)

Mark Clayton79	Joe Rose8	Troy Stradford2
Mark Duper55	Keith Byars7	Woody Bennett2
O.J. McDuffie25	Lorenzo Hampton6	Ed Perry2
Nat Moore24	Tony Paige6	Scott Sweddes2
Jim Jensen19	Tony Nathan5	Irving Spikes2
Bruce Hardy16	Greg Baty4	Jerris McPhail1
Irving Fryar15	Fred Barnett4	David Overstreet1
Keith Jackson15	Andre Brown4	Brett Perriman1
Dan Johnson14	Stanley Pritchett4	Karim Abdul-Jabbar1
Tony Martin10	Ron Davenport4	Sammie Smith1
Ferrell Edmunds9	Charles Jordan3	Frank Wainright1
Oronde Gadsden9	Bernie Parmalee3	Robert Wilson1
James Pruitt8	Eric Green2	Brett Carolan1
Fred Banks8	Randal Hill2	John Avery1
Lamar Thomas8	Terry Kirby2	Bobby Humphrey1
Troy Drayton8	Jimmy Cefalo2	Vince Heflin1
Mark Ingram8	Gary Clark2	Rob Konrad1

BY QUARTERS

FIRST: 68 SECOND: 155 THIRD: 97 FOURTH: 99 OVERTIME: 1

BY LENGTH

YEAR	1-9 Yards	10-19 Yards	20-29 Yards	30-39 Yards	40-49 Yards	50-59 Yards	60-69 Yards	70-79 Yards	80-89 Yards	90-99 Yards	TOTAL
1983	7	5	4	0	1	0	2	0	1	0	20
1984	18	13	5	5	2	0	3	1	1	0	48
1985	12	7	4	1	2	1	3	0	0	0	30
1986	19	6	9	3	3	1	2	0	1	0	44
1987	11	5	5	2	1	2	0	0	0	0	26
1988	14	4	5	3	1	0	0	0	1	0	28
1989	9	7	1	1	3	0	2	1	0	0	24
1990	7	6	2	4	0	1	1	0	0	0	21
1991	12	6	2	3	2	0	0	0	0	0	25
1992	9	4	2	4	3	1	1	0	0	0	24
1993	1	1	2	1	1	1	0	0	1	0	8
1994	10	8	7	1	1	2	1	0	0	0	30
1995	13	2	5	1	1	1	1	0	0	0	24
1996	7	6	1	1	0	1	0	1	0	0	17
1997	5	2	6	2	1	0	0	0	0	0	16
1998	10	8	1	1	1	1	1	0	0	0	23
1999	6	2	2	2	0	0	0	0	0	0	12
TOTAL	170	92	63	35	23	12	17	3	5	0	420

BY STADIUM

Pro Player	155	Cinergy	5	Silverdome	2
Orange Bowl	68	Mile High	5	Astrodome	2
Giants	30	Houlihan's	4	Trans World	2
RCA Dome	25	Three Rivers	4	Soldier	2
Ralph Wilson	22	Oakland	4	Mil. County	2
Foxboro	20	L.A. Coliseum	3	Memorial	2
Qualcomm	10	Arrowhead	3	Texas	2
RFK	6	Busch	3	Sun Devil	2
Cleveland	6	Veterans	3	Alltel	2
Lambeau	6	Metrodome	3	Kingdome	1
Anaheim	5	Shea	3	Georgia Dome	1
Superdome	5	3Com	2		

NOTE: Dan Marino has thrown at least one regular season touchdown pass in all but two current NFL stadiums (Ericsson Stadium and FedEx Field) which he has visited . . . Marino has not played a regular season game at Adelphia Coliseum, PSINet Stadium, or Browns Stadium . . . In addition, in post-season play, he has 12 TD passes in the Orange Bowl, nine at Pro Player Stadium, five at Rich Stadium, three at Qualcomm Stadium, and one TD pass at the Kingdome, Alltel Stadium, and Stanford Stadium.

Marino also owns the top three marks for touchdown passes by a quarterback against a single opponent in NFL history:

MOST CAREER TOUCHDOWN PASSES AGAINST AN OPPONENT

NAME	TEAM	YEARS	OPPONENT	TOUCHDOWN PASSES
1. DAN MARINO	MIAMI	1983-99	N.Y. JETS	72
2. DAN MARINO	MIAMI	1983-99	IND./BAL.	54
3. DAN MARINO	MIAMI	1983-99	BUFFALO	50
4. John Hadl	S.D./L.A. Rams, G.B., Hou.	1962-77	Denver	43
5. DAN MARINO	MIAMI	1983-99	NEW ENGLAND	42
6. Joe Montana	S.F./K.C.	1979-94	Atlanta	38

In his career Marino has thrown at least one TD pass in 203 of his 242 regular-season games as well as in 16 of his 18 playoff games (219 of 260 overall):

MARINO'S GAMES WITH AT LEAST ONE TD PASS

YEAR	REGULAR SEASON	PLAYOFFS	OVERALL
1983	10 of 11	1 of 1	11 of 12
1984	16 of 16	3 of 3	19 of 19
1985	13 of 16	2 of 2	15 of 18
1986	16 of 16	—	16 of 16
1987	11 of 12	—	11 of 12
1988	13 of 16	—	13 of 16
1989	12 of 16	—	12 of 16
1990	14 of 16	2 of 2	16 of 18
1991	13 of 16	—	13 of 16
1992	13 of 16	2 of 2	15 of 18
1993	5 of 5	—	5 of 5
1994	14 of 16	2 of 2	16 of 18
1995	13 of 14	1 of 1	14 of 15
1996	10 of 13	—	10 of 13
1997	10 of 16	0 of 1	10 of 17
1998	14 of 16	1 of 2	15 of 18
1999	6 of 11	2 of 2	8 of 13
TOTALS	203 of 242	16 of 18	219 of 260

Overall in Marino's career the Dolphins were 16-23 in the 39 regular season games in which Marino failed to throw a touchdown pass (and 16-25 in his 41 overall games, including playoffs), with two victories coming in 1999 (Dec. 19th vs. San Diego and Oct. 17th at New England), two wins coming in 1998 (Nov. 15th at Carolina and Oct. 25th vs. New England), three wins coming in 1997 (Oct. 19th at Baltimore, Sept. 7th vs. Tennessee and Aug. 31st vs. Indianapolis), one win in 1996 (Sept. 1st vs. New England), one win in 1995 (Oct. 29th vs. Buffalo), one win in 1994 (Dec. 25th vs. Detroit), two in 1992 (Dec. 27th at New England and Oct. 11th vs. Atlanta), one in 1991 (September 22nd vs. Green Bay), one in 1990 (Oct. 18th vs. Patriots), and the other two coming in 1989 (Oct. 15th at Cincinnati and December 10th vs. Patriots) . . . Marino did not throw a touchdown pass in consecutive games only six times in his career . . . He never went three games in a row in his career without a TD pass . . . Marino had six career games of throwing five or more touchdown passes, and the Dolphins were 4-2 in those contests . . . Marino had 21 career games passing for four or more touchdowns, and he was 16-5 in those 21 contests . . . When Marino threw for five touchdowns on September 4, 1994 vs. New England, it was the 18th time he threw for four or more touchdowns, breaking an NFL record he had shared with Johnny Unitas for most career games (17) throwing four or more touchdown passes . . . Overall in his career he threw three or more touchdowns in 62 games (67, including playoffs), and he was 41-21 in those contests (44-23 including post-season games) . . . Marino threw for 20 or more TD passes in 13 of his 17 years in the NFL . . . The only seasons when he failed to reach 20 TD passes came in 1999, 1997, 1996 and in 1993, a season when he played only five games due to injury . . . By throwing for 20 touchdown passes in 1998, he extended his own NFL record for most years throwing for 20 or more touchdown passes to 13 seasons . . . In 1991, Marino became the first quarterback in NFL history to throw 20 or more touchdown passes nine different times . . . He and Johnny Unitas had been tied for the old record as the only NFL quarterbacks ever to throw 20 or more touchdown passes in eight different seasons before Marino broke that mark with his ninth season of 20 or more touchdown passes; Marino accomplished his record-setting feat in his first nine seasons in the league, while Unitas played 18 seasons in the NFL:

NFL LEADERS, MOST SEASONS OF 20 OR MORE TOUCHDOWN PASSES

NAME	YEARS WITH 20-PLUS TDs	SEASONS WITH 20-PLUS TDs	NFL SEASONS	CAREER TOUCHDOWNS
DAN MARINO	13	1983-92, 94-95, 98	17	420
John Unitas	8	1957, 59-60, 62-63, 65-67	18	290
John Hadl	7	1965-68, 70-71, 74	16	244
Fran Tarkenton	7	1962, 64, 67-69, 75, 78	18	342
Sonny Jurgensen	7	1961-62, 64, 66-67, 69-70	18	255
Jim Kelly	7	1986, 89-92, 94-95	11	237
Warren Moon	7	1987, 89-91, 93, 95, 97	16	290

Marino also is the only player in NFL history to throw 20 or more touchdown passes in his first ten NFL seasons and in ten consecutive seasons . . . Four times in his career (1984-86, 1994) Marino threw for 30 or more touchdowns, and he is second to Brett Favre (five, 1994-98) for the NFL record of most seasons throwing 30 or more touchdown passes . . . In addition to Marino and Favre, only eight other quarterbacks have thrown 30 or more TD passes twice (Sonny Jurgensen, 1961, 1967; Y.A. Tittle, 1962, 1963; Daryle Lamonica, 1967, 1969; Dan Fouts, 1980, 1981; Steve Bartkowski, 1980, 1981; Warren Moon, 1990, 1995; Steve Young, 1994, 1998, and Randall Cunningham, 1990, 1998) . . . Marino is the only QB to throw 40 or more TDs in two different seasons (1984, 1986) . . .

TOTAL OFFENSE: With 61,361 yards passing along with 87 yards rushing, Marino had 61,448 yards in total offense (combined rushing and passing yards) in his career, and he is the all-time NFL leader in that category:

ALL-TIME NFL TOTAL OFFENSE LEADERS

NAME	TOTAL YARDS	PASSING YARDS	RUSHING YARDS	NFL SEASONS
1. DAN MARINO	61,448	61,361	87	17
2. John Elway	54,882	51,475	3,407	16
*3. Warren Moon	50,851	49,117	1,734	16
4. Fran Tarkenton	50,677	47,003	3,674	18
5. Dan Fouts	43,516	43,040	476	15

* - active players

INTERCEPTIONS: In his career, Marino did not throw an interception in 85 games (90, including playoffs) . . . The Dolphins were 62-23 in those 85 games in which he was not intercepted (66-24, including playoffs) . . . Overall in his career, Marino threw 30 interceptions that were returned for touchdowns, 29 in the regular season and one in the playoffs . . .

SACKS For the first eight years of Marino's career (1983-90), the Dolphins allowed the fewest sacks in the NFL . . .

RUSHING AND RECEIVING: In his career, Marino rushed for a touchdown nine times in the regular season (ten, including playoffs): Dec. 27, 1998 at Atlanta, three yards; Dec. 12, 1994 vs. Kansas City, four yards; Sept. 26, 1993 at Buffalo, four yards; Dec. 15, 1991 at San Diego, 10 yards; Dec. 10, 1989 vs. New England, one yard; Oct. 15, 1989 at Cincinnati, one yard; Dec. 7, 1987 vs. N.Y. Jets, five yards; Nov. 20, 1983 vs. Baltimore, one yard; and Oct. 30, 1983 vs. L.A. Rams, two yards (and one playoff contest – Jan. 12, 1991 at Buffalo in AFC Divisional Playoff contest, two yards) . . . The Dolphins were 7-2 in those regular season contests (7-3 including playoff games) when Marino rushed for a touchdown . . . Marino caught one pass in his career, on Nov. 12, 1995 vs. New England, when he caught his own deflected pass for a six-yard loss . . .

SERVICE: On Sept. 13, 1999, at Denver Marino began his 17th year of service with the Dolphins, adding to his club record for most seasons as a Dolphin . . . In 1998 he broke Bob Kuechenberg's former club record for most seasons as a Dolphin (15 seasons), which Kuechenberg originally set from 1970-84 . . . Marino played in 242 regular season games with Miami. . . Marino's 242 career appearances with Miami is third on the list of players active in 1999 for most career appearances with the same team:

MOST CAREER APPEARANCES WITH ONE TEAM, PLAYERS ACTIVE IN 1999

PLAYER	POSITION	TEAM	APPEARANCES
1. Bruce Matthews	OT	Tennessee	264
2. Darrell Green	CB	Washington	250
3. DAN MARINO	QB	MIAMI	242

INJURIES: Marino missed 23 games during his career due to injuries . . . Overall in those 23 games that Marino missed due to injury the Dolphins were 12-11 . . . Before their win on Oct. 13, 1996 at Buffalo, Miami had lost the last eight previous games he missed (the final five contests in 1993, two games in 1995, and one contest in 1996) . . .

OPERATIONS: Did not undergo any surgery procedures following the 1999 season . . . It marked the 11th time in his career that his off-season was surgery-free (after the 1986, 1988-90, 1992, and 1994-99 seasons) . . . On September 24, 1996, Marino underwent an arthroscopic debridement (cleaning) as well as an internal fixation (screw insertion) of his right ankle fracture . . . The surgery was performed at HealthSouth Doctor's Hospital in Coral Gables by Dolphins team physicians Dr. John Uribe and Dr. Dan Kanell . . . His previous surgery was on Oct. 9, 1995, when Dolphins team physicians Dr. Dan Kanell and Dr. Peter Indelicato at Holy Cross Medical Center repaired cartilage damage to his right knee that was injured on Oct. 8th vs. Indianapolis . . . Underwent arthroscopic surgery on March 31, 1994 to remove bone spurs from his right ankle . . . Was operated on to repair torn Achilles' tendon in his right leg on October 11, 1993 by Dolphins team physicians Dr. Dan Kanell and Dr. Peter Indelicato at Imperial Point Medical Center and he missed the final 11 games of the 1993 season . . . In addition, Marino also underwent surgery on his left knee five times in his career, most recently arthroscopic surgery (performed by Dr. Kanell) to repair loose cartilage in his left knee on December 26, 1991 . . . The other operations to that knee took place on March 8, 1988, February 7, 1986, April 3, 1985, and on Jan. 6, 1984 . . .

NFL RECORDS: Overall Marino holds 25 NFL regular season records and is tied for five others . . . In addition to the above records for attempts, completions, yardage and touchdowns, Marino holds NFL single season records for yards (5,084 in 1984) and touchdowns (48 in 1984) . . . Having led the NFL in attempts in 1984, 1986, 1988, 1992, and 1997, Marino set a new NFL record for most seasons leading the league in pass attempts (five) . . . He had previously been tied with three other quarterbacks (Sammy Baugh, Johnny Unitas, George Blanda) who led the NFL in that category four times each . . . Having led the NFL in completions from 1984-86, 1988, 1992 and 1997, Marino set a new NFL record for most seasons leading the league in pass completions (six) . . . He had previously been tied with Sammy Baugh, who led the NFL in that category in five seasons . . . Marino and Blanda (1963-65) are the only QBs to lead the NFL in completions three consecutive years . . . Having led the NFL in passing yards from 1984-86, 1988 and 1992, Marino joined Sonny Jurgensen as the only players to have led the NFL in passing yards in five seasons, and only Dan Fouts

(1979-82) has led the league longer consecutively in yardage (four seasons) . . .

DOLPHINS RECORDS: Overall, Marino holds 38 Dolphins regular season records and is tied for six others . . . Marino broke all of Bob Griese's team records in passing yardage, attempts, completions, and TD passes:

MARINO'S MIAMI DOLPHINS CAREER RECORDS

TD PASSES	YARDS	ATTEMPTS	COMPLETIONS	INTERCEPTIONS
420 Marino	61,361 Marino	8,358 Marino	4,967 Marino	252 Marino
192 Griese	25,092 Griese	3,429 Griese	1,926 Griese	172 Griese

Griese (1967-80) played 14 seasons in the NFL, while Marino (1983-99) played 17 seasons in the league . . . Marino also holds team career records for highest passer rating, highest completion percentage, and most 300-yard and 400-yard games . . .

COMEBACKS: Over the course of Marino's 17-year career with the Dolphins, he brought the team back from a fourth quarter deficit a total of 37 times, with 21 fourth quarter triumphs at home and 16 on the road . . . Included in that total were three playoff games in which Marino led Miami back in the fourth quarter . . . Marino's total of 37 fourth quarter comeback wins does NOT include 13 additional games, (12 in the regular season and one in the playoffs), that Marino won when the Dolphins were tied (but never did trail) in the fourth quarter, ten at home (one playoff contest and nine regular season games) and three on the road; If those 13 fourth-quarter tied situations are included, then Marino led the Dolphins on a total of 50 game-winning drives (31 at home and 19 on the road) . . . With 37 fourth quarter comeback victories, Marino ranks second in that category: Denver's John Elway has 43 final period come-from behind wins:

ALL-TIME FOURTH QUARTER COMEBACK DRIVES

PLAYER	TEAMS	FOURTH QUARTER COMEBACK DRIVES
1. John Elway	Denver	43
2. DAN MARINO	MIAMI	37
3. Joe Montana	San Francisco, Kansas City	31
4. Jim Kelly	Buffalo	24

In Marino's 37 career fourth quarter comebacks, he completed 280 of 441 passes (63.5%) for 3,710 yards with 29 touchdowns and eight INTs in the final stanza for a rating of 104.4:

DAN MARINO'S FOURTH QUARTER COMEBACKS

DATE	OPPONENT	FOURTH QUARTER SCORE	FINAL SCORE	4th QTR. STATS C- A-YDS-T-I
11/4/84	at N.Y. Jets	14-17	31-17	5- 8- 99-1-0
11/11/84	PHILADELPHIA	14-17	24-23	3- 6- 19-0-0
10/6/85	PITTSBURGH	17-20	24-20	8-15-112-0-2
11/10/85	N.Y. JETS	14-17	21-17	6- 8- 99-1-1
12/8/85	at Green Bay	20-24	34-24	7-10-100-2-0
*1/4/86	CLEVELAND	17-21	24-21	4- 6- 60-0-0
11/16/86	at Buffalo	20-24	34-24	14-17-124-2-0
11/1/87	PITTSBURGH	21-24	35-24	6- 8-100-1-0
12/20/87	WASHINGTON	16-21	23-21	9-18-175-2-0
10/16/88	SAN DIEGO	17-28	31-28	5-11- 66-0-0
10/15/89	at Cincinnati	10-13	20-13	5- 7-111-0-0
11/19/89	at Dallas	10-14	17-14	3- 7- 42-0-0
9/9/90	at New England	20-24	27-24	4- 7- 31-1-1
10/7/90	N.Y. JETS	13-16	20-16	6- 9- 70-1-0
12/9/90	PHILADELPHIA	10-20	23-20 (OT)	13-25-152-1-0 #
*1/5/91	KANSAS CITY	3-16	17-16	8- 8-101-2-0
9/22/91	GREEN BAY	6-13	16-13	5- 8- 75-0-0
11/24/91	at Chicago	3-13	16-13 (OT)	5-11- 62-1-1 #
9/14/92	at Cleveland	20-23	27-23	9-13-121-0-0
9/27/92	at Seattle	12-17	19-17	7-14- 85-1-1
10/11/92	ATLANTA	14-17	21-17	6- 7- 91-0-0
11/22/92	HOUSTON	13-16	19-16	8-14- 86-0-0
12/20/92	N.Y. JETS	16-17	19-17	5-10-104-1-0
12/27/92	at New England	6-13	16-13 (OT)	7-11- 90-0-0 #
9/5/93	at Indianapolis	17-20	24-20	9-13- 69-1-0
9/4/94	NEW ENGLAND	32-35	39-35	8-13-179-2-0
10/16/94	L.A. RAIDERS	10-17	20-17 (OT)	4- 9- 55-1-0 #
11/6/94	INDIANAPOLIS	6-14	22-21	13-16-123-1-1
11/27/94	at N.Y. Jets	14-24	28-24	15-18-164-2-0
10/1/95	at Cincinnati	16-17	26-23	13-18-148-1-0
12/3/95	ATLANTA	9-14	21-20	13-21-138-1-1
11/17/96	at Houston	13-17	23-20	6- 6-113-0-0
9/7/97	TENNESSEE	6-13	16-13 (OT)	6-13- 94-0-0 #
10/25/98	NEW ENGLAND	6-9	12-9 (OT)	10-19-144-0-0 #
10/10/99	at Indianapolis	9-17	34-31	12-17-176-2-0
12/19/99	SAN DIEGO	6-9	12-9	5- 9- 33-0-0
*1/9/00	at Seattle	13-17	20-17	8-13- 99-1-0

* – playoff game

– includes overtime stats

HONORS: Marino won the AFC Offensive Player of the Week honor 18 times in the regular season (and 20 times overall, including playoffs), as well as two AFC Player of the Month Awards in his 17-year NFL career . . . It is the most times any player has won Player of the Week honors since the award was instituted in 1984 . . . John Elway is second with 15 awards (in addition to two Player of the Month Awards), Joe Montana is third with 13 awards, while Boomer Esiason is tied for fourth with 12 awards (he also has two Player of the Month Awards) along with Steve Young and Jerry Rice . . . Marino won the AFC Player of the Week Award twice in the same season five times in his career (1984, 1985, 1988, 1989, 1999) . . . Including playoff games, Marino has won multiple weekly awards seven different years . . .

MAN OF THE YEAR AWARD: On January 28, 1999, Marino was named as the 1998 Sprint/NFL Man of the Year . . . It is the only league-sponsored award that recognizes player community service as well as excellence on the field . . . Off the field, Marino established the Dan Marino Foundation, which was created to benefit children's charities in South Florida . . . He hosted events throughout the year to raise money for the foundation . . . One major project was the newly created Miami Children's Hospital/Dan Marino Center in Weston, Florida that opened in 1998 and offers comprehensive health care to children with chronic medical needs . . . Marino also spearheaded the Dolphins' annual Thanksgiving turkey giveaway each year in

conjunction with the Daily Bread Food Bank...Marino was the Dolphins' United Way representative in 1994-96 and has been a strong supporter of their programs . . . In 1998, Marino was chosen as one of three national spokesmen for the NFL's 25-year anniversary with United Way...Marino becomes the second Dolphin player to win the NFL Man of the Year Award; Dwight Stephenson won that honor in 1985 . . .

SOUTH FLORIDA AWARDS: In balloting of South Florida media for the Dolphins' Most Valuable Player Award, Marino won that award twelve times (1983-92, 1994-95) . . . Marino passed Bob Griese, who won that award six times (1967-68, 1970-71, 1974, 1977) . . . Marino won the MVP award each of his first ten years in the league (1983-92), and no other Dolphin has ever won more than two consecutive MVP awards . . . In addition, in 1995 Marino was named the winner of the Miami Dolphins' Leadership Award for the first time, an award presented annually to the Miami player chosen by Dolphin management and coaches for leadership on and off the playing field . . . Marino again won the Leadership Award in 1997, this time chosen by his teammates . . . Marino won the Dolphins' Outstanding Offensive Back award ten times (1983-90, 1992, 1994) . . . His ten years winning that award surpassed the former team high set by Larry Csonka (1970-74, 1979), who had won that award six times...In 1998 Marino was chosen by the Dolphins organization as the club's winner of the annual Community Service Award . . . It was the second time in Marino's career that he had been selected as the winner of this award, having also been honored in 1996 . . . Since the award was first instituted in 1987, Marino is one of only three players to be honored more than once (John Offerdahl, 1989-90 and Bryan Cox, 1994-95) . . .

PLAYOFF CAREER: In his playoff appearances, Marino extended his Dolphin career playoff records for most attempts, completions, yards passing, and touchdown passes, playing in 18 playoff games, while Bob Griese, runner-up in all four categories, played in 12 post-season contests:

MARINO'S MIAMI DOLPHINS CAREER PLAYOFF RECORDS

TD PASSES	YARDS	ATTEMPTS	COMPLETIONS	INTERCEPTIONS
32 Marino	4,510 Marino	687 Marino	385 Marino	24 Marino
10 Griese	1,467 Griese	208 Griese	112 Griese	12 Griese

Marino attempted 687 passes in his playoff career...He ranks second on the all-time NFL playoff list for most passes attempted; Joe Montana is first in NFL playoff history with 734 passes attempted . . . On Jan. 2, 2000 in an AFC Wild Card contest at Seattle, Marino moved into second place among the all-time NFL pass attempt leaders, passing John Elway, who had 651 attempts . . . Marino completed 385 passes in his playoff career . . . On Jan. 2, 1999 in an AFC Wild Card contest vs. Buffalo he surpassed Jim Kelly (322) and John Elway to move into second place among the all-time NFL pass completion leaders; Joe Montana is first with 460 pass completions while Elway is third with 355 completions . . . Marino passed for 4,510 yards in his playoff career . . . On Jan. 2, 1999 in an AFC Wild Card contest vs. Buffalo he surpassed Jim Kelly (3,863) and moved into third place among the all-time NFL passing yardage leaders; Joe Montana is first with 5,772 passing yards and John Elway is second with 4,964 yards passing:

MOST PASSING YARDS IN NFL POST-SEASON HISTORY

PLAYER	TEAMS	PASSING YARDS	PLAYOFF GAMES
1. Joe Montana	San Francisco/Kansas City	5,772	23
2. John Elway	Denver	4,964	22
3. DAN MARINO	MIAMI	4,510	18
4. Jim Kelly	Buffalo	3,863	17
5. Troy Aikman	Dallas	3,849	16

Marino had four postseason games of 300 or more passing yards, which ties him with Warren Moon, Troy Aikman, and John Elway for the third highest total in postseason history, surpassed only by the five 300-yard passing games by Dan Fouts and the six 300-yard passing games by Joe Montana . . . Marino threw 32 touchdowns passes in his 18 post-season games, the second highest career total in NFL history . . . In an AFC Wild Card contest on January 9, 2000 at Seattle, Marino's one-yard TD pass to Oronde Gadsden moved him past Terry Bradshaw into second place:

MOST TOUCHDOWN PASSES IN NFL POST-SEASON HISTORY

PLAYER	TEAMS	TOUCHDOWN PASSES	PLAYOFF GAMES
1. Joe Montana	San Francisco/Kansas City	45	23
2. DAN MARINO	MIAMI	32	18
3. Terry Bradshaw	Pittsburgh	30	19
4. John Elway	Denver	27	22
5. Brett Favre	Green Bay	25	14

Marino threw at least one touchdown pass in 16 of his 18 playoff contests, throwing a TD pass in his first 13 postseason contests before being held without a touchdown pass in an AFC Wild Card game on Dec. 28, 1997 at New England . . . He also failed to throw a touchdown pass in an AFC Divisional Playoff at Denver on Jan. 9, 1999 . . . Marino's 13-game postseason streak with at least one touchdown pass establishes the NFL record for the most consecutive games with a touchdown pass, and he broke that record on December 31, 1984 vs. Kansas City when he threw a touchdown pass for the 11th consecutive game before extending the mark to 13 straight games following his two touchdowns at Buffalo in an AFC Wild Card playoff game on Dec. 30, 1995, before having that streak ended in an AFC Wild Card game at New England on Dec. 28, 1997:

NFL RECORD, TOUCHDOWN PASSES IN CONSECUTIVE PLAYOFF GAMES

PLAYER	TEAM	SEASONS	CONSECUTIVE PLAYOFF GAMES WITH A TD PASS
DAN MARINO	MIAMI	1983-95	13
Brett Favre	Green Bay	1995-98 (current)	10
Joe Montana	San Francisco	1988-90	10
Ken Stabler	Oakland	1973-77	10
John Elway	Denver	1984-89	9

1999 – Signed a two-year extension through 2001 on June 15, 1999 . . . Originally signed a one-year contract extension through 1999 on June 13, 1997 . . . Started 11 games in 1999 and finished 204-369 (55.3%) for 2,448 yards, 12 touchdowns and 17 interceptions for a rating of 67.4 . . . Did not play in five games in 1999 (Nov. 21st vs. New England, Nov. 14th at Buffalo, Nov. 7th vs. Tennessee, Oct. 31st at Oakland and Oct. 24th vs. Philadelphia) due to a cervical nerve root injury on the right side of his neck that caused right trapezius spasms . . . When he did not play on Oct. 24th vs. Philadelphia, it was the first game that Marino missed since October 20, 1996 at Philadelphia . . . In the preseason Marino finished 29-58 for 313 yards, one touchdown and no interceptions for a rating of 72.0 . . . On Sept. 2nd at Green Bay, played only the first series of the game and was 0-2 . . . It was only the second time in his career that Marino failed to complete a pass in a game, with the other game also coming in a pre-season contest, on August 11, 1995 in Atlanta when he went 0-7 . . .

ATTEMPTS AND COMPLETIONS: On Oct. 17, 1999 at New England Marino was only 1-3 before leaving the game permanently with right trapezius spasms . . . His attempts and completions in that contest are new single game career lows for Marino, breaking his former career lows of eight pass attempts and five completions, which were both set on Sept. 23, 1996 at Indianapolis . . . On Sept. 13, 1999 at Denver, Marino's 11th pass attempt of the contest was the 8,000th attempt of his career, becoming the first quarterback in NFL history to attempt 8,000 passes . . .

YARDAGE: Marino did not have a game passing for 400 yards in 1999 . . . Marino had three 300-yard games in 1999 (on Dec. 27th vs. N.Y. Jets when he threw for 322 yards, on Dec. 5th vs. Indianapolis, when he threw for 313 yards, and on Oct. 10th at Indianapolis, when he threw for 393 yards), and the Dolphins went 1-2 in those three games . . .

TOUCHDOWN PASSES: In 1999 Marino threw a touchdown pass in six of the 11 games he played . . . Marino had two games in 1999 of throwing for three touchdowns, when he threw for three TDs on Dec. 27th vs. the N.Y. Jets and on Dec. 5th vs. Indianapolis, and the Dolphins were 0-2 in those two contests . . .

INTERCEPTIONS: Marino did not throw an interception in three games in 1999 (four, including playoffs), and the Dolphins were 3-0 in those contests (4-0, including playoffs) . . . Marino had five interceptions returned for a touchdown in 1999: On Dec. 27th vs. the N.Y. Jets,

when Marcus Coleman returned a Marino interception 98 yards for a touchdown, on Dec. 12th at N.Y. Jets, when Omar Stoutmire returned a Marino INT 67 yards for a touchdown, on Nov. 25th at Dallas, when Dexter Coakley returned a Marino interception 46 yards for a touchdown, on Oct. 17th at New England, when Andy Katzenmoyer returned a Marino INT 57 yards for a touchdown, and on Sept. 19th vs. Arizona when Rob Fredrickson returned a Marino INT 34 yards for a touchdown . . . Coleman's 98-yard return on Dec. 27th was the fourth longest INT return ever against the Dolphins . . . With Marino's five interception returns for touchdowns in 1999, coupled with Damon Huard's two INTs returned for TDs, the seven interception returns for touchdowns against the Dolphins in 1999 are tied for the most ever against a team in a season in NFL history, along with the Boston Patriots (1967) and the Kansas City Chiefs (1984) . . .

SACKS: In 1999, Marino had six games where he was not sacked, and the Dolphins were 4-2 in those six contests . . . Marino's first sack of the season came in the second quarter on Oct. 4th vs. Buffalo, when he was sacked for a six-yard loss by John Holecek, who forced Marino to fumble . . . The fumble was recovered by Gabe Northern, who returned it 59 yards for a touchdown . . . It was the first time Marino had a fumble returned for a touchdown since Dec. 13, 1998 at the N.Y. Jets, when Chad Cascadden forced and recovered a Marino fumble and returned it 23 yards for a TD . . .

INJURIES: Marino missed five games in 1999, on Nov. 21st vs. New England, Nov. 14th at Buffalo, Nov. 7th vs. Tennessee, Oct. 31st at Oakland and on Oct. 24th vs. Philadelphia due to a cervical nerve root injury on the right side of his neck that caused right trapezius spasms . . . They were the first games that Marino missed since October 20, 1996 at Philadelphia when he was recovering from a fractured right ankle . . . Before missing the game against the Eagles in 1999, Marino had started 46 consecutive games . . . When his streak ended, it was the third longest active consecutive starting streak among NFL quarterbacks and first among quarterbacks in the AFC, behind Green Bay's Brett Favre (114 consecutive starts) and Tampa Bay's Trent Dilfer (69 straight starts) . . . In those five games that Marino missed due to injury, the Dolphins went 4-1 . . . On Oct. 17, 1999 at New England, Marino was forced from the game permanently after the second series in the first quarter with right trapezius spasms . . . It marked the first time that Marino was forced from a game due to injury since November 2, 1997 at Buffalo, when he suffered a left ankle sprain late in the second quarter that forced him to miss the final play of the first half and all but the first series in the second half . . .

COMEBACKS: Marino had three fourth quarter comebacks in 1999 . . . Two came in the regular season: on Dec. 19, 1999 vs. San Diego in Miami, when he brought the Dolphins from a 9-6 deficit with 10:11 left in the game to a comeback 12-9 victory, going 5-9 for 33 yards and no touchdowns or interceptions in the fourth quarter; and on Oct. 10, 1999 in Indianapolis, when he brought the Dolphins back from a 17-9 deficit at the start of the fourth quarter (and a 31-22 deficit with 8:14 left in the game) to a comeback 34-31 win, going 12-17 for 176 yards, two touchdowns, and no interceptions in the fourth quarter of that contest . . . Marino's third fourth quarter comeback in 1999 came in the AFC Wild Card playoff contest on Jan. 9, 2000 at Seattle, when he brought the Dolphins back from a 17-13 deficit at the start of the fourth quarter to a 20-13 win . . . In the fourth quarter of that contest, Marino led the Dolphins on an 11-play, 85-yard drive covering 4:21 that resulted in the Dolphins scoring their final points with 4:48 left in the game to give Miami their come-from-behind 20-17 win . . . Overall in the fourth quarter of that Wild Card game, Marino was 8-13 for 99 yards, one touchdown and no interceptions . . .

HONORS: Marino won the AFC Offensive Player of the Week twice in 1999, for the Week of October 10-11 and for the Week of September 12-13 . . . His two AFC Player of the Week Awards in 1999 marked the fifth time in his 17 years that Marino won that honor two or more times in the same season (1984, 1985, 1988, 1989) . . . His first award in 1999 came for his play on Sept. 13th at Denver in Miami's 38-21 victory . . . In that contest, Marino was 15-23 for 215 yards, two touchdowns, no interceptions and no sacks in Miami's 38-21 win . . . His touchdowns came on a 12-yard TD pass to Rob Konrad (Konrad's first NFL TD), and a four-yard scoring pass to O.J. McDuffie . . . Marino's 11th pass attempt in that contest was his 8,000th career pass . . . It was the 83rd time in his career that Marino was not intercepted (87th, including playoffs) . . . In that Broncos game, Marino began his 17th year of service with the Dolphins, adding to his club record for most seasons as a Dolphin . . . In addition, when Marino started that game, it was his 16th consecutive opening game start, the longest streak among active quarterbacks . . . His second AFC weekly honor in 1999 came for his play on October 10th at Indianapolis, when Marino was 25-38 for 393 yards, two touchdowns and no interceptions or sacks in the Dolphins' comeback 34-31 win . . . His two touchdown passes both came in the fourth quarter, a 28-yard TD pass to Tony Martin and a two-yard TD pass to Oronde Gadsden with 27 seconds left to give the Dolphins a comeback 34-31 win . . . In that fourth quarter, Marino was 12-17 for 176 yards, two touchdowns and no interceptions to bring

the Dolphins back from a 17-9 deficit at the start of the half (and a 31-22 deficit with 8:14 left in the contest) to a 34-31 victory . . . The 25 points scored by the Dolphins in the fourth quarter of that contest were the most points the team has ever scored in the fourth quarter of a game (and the second highest in any quarter) in the club's history . . . It was Marino's first fourth quarter comeback in 1999 and the 33rd of his career in the regular season (the 35th overall, including playoffs) . . . His 393 yards passing was Marino's first 300-yard passing game in 1999 and it was his 61st career regular season 300-yard game (65, including playoffs) . . . It also marked the most yards he has thrown for in a game since he had 422 yards passing in an AFC First Round playoff game at Buffalo on December 31, 1995 and the most in the regular season since he had 450 yards passing at Cincinnati on Oct. 1, 1995 . . .

PLAYOFFS: Started both playoff games in 1999, and in those two contests was 28-55 (50.9) for 291 yards, two touchdowns, two interceptions, and three sacks for a 63.5 rating . . . In AFC Divisional playoffs on January 15, 2000 in Jacksonville was 11-25 for 95 yards, one touchdown, two interceptions, and two sacks before leaving after the first series in the second half . . . His touchdown came on a 20-yard TD pass to Oronde Gadsden . . . It was the fifth time in the playoffs and the 37th time in his career that he suffered a sub-50 percent completion percentage game . . . His 95 yards passing was his first sub-100 yard passing game in the playoffs and the sixth such game of his career . . . In an AFC Wild Card contest on Jan. 9, 2000 at Seattle, Marino was 17-30 for 196 yards, one touchdown, no interceptions, and one sack . . . His one touchdown came on a one-yard pass to Oronde Gadsden . . . It was Marino's 31st career postseason touchdown pass, moving him past Terry Bradshaw into sole possession of second place among the NFL leaders for touchdown passes in postseason play . . . He also moved into second place among the all-time NFL pass attempt leaders, passing John Elway in that Seahawk contest . . . It was the first time in the 1999 postseason, the fifth time in Marino's postseason career, and the 90th time overall (including regular season games) that Marino was not intercepted . . . The Seahawk game also was Marino's third career fourth quarter comeback in the playoffs (the 37th overall, including the regular season) . . . In that contest, Marino led the Dolphins on an 11-play, 85-yard drive covering 4:21 that resulted in the Dolphins scoring their final points with 4:48 left in the game to give Miami their come-from-behind 20-17 win . . . Overall in the fourth quarter of that Wild Card game Marino was 8-13 for 99 yards, one touchdown and no interceptions . . . It also was his first career postseason road victory . . .

GAME HIGHLIGHTS - AT DENVER (SEPT. 13): On Sept. 13th at Denver was 15-23 for 215 yards, two touchdowns, no interceptions and no sacks . . . His touchdowns came on a 12-yard TD pass to Rob Konrad (Konrad's first NFL TD), and a four-yard scoring pass to O.J. McDuffie . . . In that contest, Marino 11th pass attempt in that contest was his 8,000th career pass . . . It was the 83rd time in his career that Marino was not intercepted (87th, including playoffs) . . . In that Broncos game, Marino began his 17th year of service with the Dolphins, adding to his club record for most seasons as a Dolphin . . . In addition, when Marino started that game, it was his 16th consecutive opening game start, the longest streak among active quarterbacks . . . For his efforts in that Broncos game, Marino was named as AFC Player of the Week for Week 1 of the season . . .

VS. ARIZONA (SEPT. 19): On Sept. 19th vs. Arizona was 21-35 for 221 yards, one touchdown, two interceptions, and no sacks . . . His touchdown came on a ten-yard TD pass to Troy Drayton . . . Marino was intercepted by Rob Fredrickson, who returned it 34 yards for a touchdown . . . It was the 25th time in the regular season (and 26th time overall including playoffs) that Marino had an interception returned for a touchdown . . .

VS. BUFFALO (OCT. 4): On Oct. 4th vs. Buffalo was 22-44 for 251 yards, one touchdown and two interceptions and one sack . . . His touchdown came on a nine-yard pass to O.J. McDuffie . . . His first sack of the year came in the second quarter, when he was sacked for a six-yard loss by John Holecek, who forced Marino to fumble . . . The fumble was recovered by Gabe Northern, who returned it 59 yards for a touchdown . . . It was the first time Marino had a fumble returned for a touchdown since Dec. 13, 1998 at the N.Y. Jets, when Chad Cascadden forced and recovered a Marino fumble and returned it 23 yards for a touchdown . . .

AT INDIANAPOLIS (OCT. 10): On Oct. 10th at Indianapolis was 25-38 for 393 yards, two touchdowns and no interceptions or sacks . . . His two touchdown passes both came in the fourth quarter, a 28-yard TD pass to Tony Martin and a two-yard TD pass to Oronde Gadsden with 27 seconds left to give the Dolphins a comeback 34-31 win . . . In that fourth quarter, Marino was 12-17 for 176 yards, two touchdowns and no interceptions to bring the Dolphins back from a 17-9 deficit at the start of the half (and a 31-22 deficit with 8:14 left in the contest) to a 34-31 victory . . . The 25 points scored by the Dolphins in the fourth quarter of that contest were the most points the team has ever scored in the fourth quarter of a game (and the second highest in any quarter) in the club's history . . . It was Marino's first fourth quarter comeback in 1999 and the 33rd of his career in the regular season (the 35th overall, including playoffs) . . .

His 393 yards passing was Marino's first 300-yard passing game in 1999 and it was his 61st career regular season 300-yard game (65, including playoffs) . . . It also marked the most yards he threw in a game since he had 422 yards passing in an AFC First Round playoff game at Buffalo on December 31, 1995 and the most in the regular season since he had 450 yards passing at Cincinnati on Oct. 1, 1995 . . . It also was the second time in 1999 and the 84th time in his career that Marino was not intercepted (88th time, including playoffs) . . .

AT NEW ENGLAND (OCT. 17): On Oct. 17th at New England started and played the first two series of the first quarter before being forced permanently from the contest with right trapezius spasms . . . In those two series he was 1-3 for eight yards, no touchdowns and one interception . . . His one completion was an eight-yard pass to Tony Martin, and with that completion Marino went over 60,000 career yards passing . . . It was the first time in 1999 and the 29th time in his career that Marino suffered a sub-50 percent completion percentage game . . . His interception was by Andy Katzenmoyer, who returned it 57 yards for a touchdown . . . It was the second time in 1999 and the 26th time in the regular season (27th overall) in Marino's career that he had an interception returned for a touchdown . . . Marino's three attempts, one completion, and eight yards passing all represent his single game career lows . . . In addition, when he was forced from that Patriots with that injury, it marked the first time Marino was forced to miss playing time in a game due to injury since November 2, 1997 at Buffalo, when he left that contest with a left ankle sprain . . .

AT DALLAS (NOV. 25): On Nov. 25th at Dallas, Marino made his return to the starting lineup after missing the previous five games and was 15-36 for 178 yards, no touchdowns, five interceptions, and one sack . . . It was the second time in 1999 and the 30th time in his career that Marino suffered a sub-50 percent completion percentage game . . . It was the second time in 1999 and the 36th time in his career he did not throw a touchdown pass . . . His five interceptions tied his career high along with the five interceptions he threw on October 23, 1988 vs. the N.Y. Jets . . . His first interception in the Cowboys game was by Dexter Coakley, who returned it 46 yards for a touchdown . . . It was the third time in 1999 and the 27th time in the regular season (28th time overall) in Marino's career that he had an interception returned for a touchdown . . .

VS. INDIANAPOLIS (DEC. 5): On Dec. 5th vs. Indianapolis was 24-38 for 313 yards, three touchdowns, one interception, and two sacks . . . His touchdowns came on a 24-yard pass to Oronde Gadsden, a 33-yard pass to Tony Martin, and a one-yard pass to Stanley Pritchett . . . It marked the first time in 1999 and the 61st time in his career (66, including playoffs), that Marino has thrown three or more touchdown passes . . . In addition, his 313 yards passing was Marino's second 300-yard game of season and the 62nd of his career (66, including playoffs) . . .

AT N.Y. JETS (DEC. 12): On Dec. 12 at N.Y. Jets Marino was 19-40 for 188 yards, no touchdowns, two interceptions and two sacks . . . It was the third time in 1999 and the 31st time in his career that Marino suffered a sub-50 percent completion percentage game . . . It was the third time in 1999 and the 37th time in his career he did not throw a touchdown pass . . . His second interception in the game was by Omar Stoutmire, who returned it 67 yards for a touchdown . . . It was the fourth time in 1999 and the 28th time in the regular season (29th time overall) in Marino's career that he had an interception returned for a touchdown . . .

VS. SAN DIEGO (DEC. 19): On Dec. 19th vs. San Diego, Marino was 22-36 for 241 yards, with no touchdowns or interceptions and two sacks . . . It was the fourth time in 1999 and the 38th time in his career he did not throw a touchdown pass . . . It was the second time in 1999 and the 16th time in Marino's career that the Dolphins won when he failed to throw a touchdown pass . . . It also marked the sixth time in his career that he has gone consecutive games without throwing a touchdown pass . . . It also was the third time in 1999 and the 85th time in the regular season that Marino was not intercepted (89th time, including playoffs) . . . Marino brought the Dolphins from a 9-6 deficit with 10:11 left in the game to a comeback 12-9 victory, going 5-9 for 33 yards and no touchdowns or interceptions in the fourth quarter . . . It was Marino's second fourth quarter comeback in 1999 and the 34th of his career in the regular season (the 36th overall, including playoffs) . . .

VS. N.Y. JETS (DEC. 27): On Dec. 27th vs. the N.Y. Jets, Marino was 29-52 for 322 yards, three touchdowns, three interceptions, and no sacks . . . His 322 yards passing was Marino's third 300-yard game in 1999 and the 63rd of his career (67, including playoffs) . . . His touchdowns came on passes of one yard to Ed Perry, three yards to Stanley Pritchett, and 32 yards to Tony Martin . . . It marked the second time in 1999 and the 62nd time in his career (67, including playoffs), that Marino threw three or more touchdown passes . . . One of Marino's interceptions was returned 98 yards for a touchdown by Marcus Coleman, the fourth longest INT return ever against the Dolphins . . . It was the fifth time in 1999 and the 29th time in the regular season (30th time overall) in Marino's career that he had an interception returned for a touchdown . . .

AT WASHINGTON (JAN. 2): On Jan. 2nd at Washington, Marino was 11-24 for 118 yards,

no touchdowns, one interception and no sacks, playing just the first half of the contest . . . It was the fourth time in 1999 and the 32nd time in his career that Marino suffered a sub-50 percent completion percentage game . . . It was the fifth time in 1999 and the 39th time in his career he did not throw a touchdown pass.

1998 – Signed a one-year contract extension (through 1999) on June 13, 1997 . . . Started all 16 games in 1998 and finished 310-537 (57.7%) for 3497 yards, 23 touchdowns, 15 interceptions and 23 sacks for an 80.0 rating . . . Ranked second in the AFC and fourth in the NFL in attempts, second in the AFC and fifth in the NFL in completions, third in the AFC and seventh in the NFL in passing yardage, third in the AFC and tied for seventh in the NFL in touchdown passes, and ninth in the AFC in passing . . . Started all four preseason games and in those contests Marino was 26-42 (61.9%) for 291 yards, one touchdown and no interceptions or sacks for a 90.5 rating . . .

YARDAGE: Marino did not have a game passing for 400 yards in 1998 . . . Marino had four 300-yard games in 1998, on Dec. 27th at Atlanta when he threw for 320 yards, Dec. 21st vs. Denver when he threw for 355 yards, Dec. 13th vs. N.Y. Jets when he threw for 321 yards and on Oct. 12th at Jacksonville when he threw for 323 yards, and the Dolphins went 1-3 in those four games . . . Marino threw for under 200 yards in each of his first four games in 1998, marking the first time in his career he went four straight games throwing for under 200 yards in each contest . . . Overall in 1998 he threw for under 200 yards in seven of 16 games . . .

TOUCHDOWN PASSES: Marino threw at least one touchdown pass in the first six games of the 1998 season . . . It marked the sixth time in his career he threw at least one TD pass in his first six games of the season and the first time since 1994 . . . Overall in 1998 Marino threw a touchdown pass in 14 of the 16 games he played . . . On Dec. 21, 1998 vs. Denver Marino threw four touchdown passes, (three to Lamar Thomas and one to Oronde Gadsden), and it marked the first time since November 26, 1995 at Indianapolis that Marino threw for four or more touchdowns . . . Marino threw for three touchdown passes once in 1998, on Nov. 29, 1998 vs. New Orleans and the Dolphins won that contest . . .

INTERCEPTIONS: In 1998, Marino was not intercepted in five games (including the first three games of the season) and the Dolphins went 4-1 in those contests . . . Their only loss in those five games came on Nov. 1, 1998 at Buffalo . . . By not throwing an INT in the first three games of 1998, it marked the first time in Marino's career that went the first three games of a season without throwing an INT . . . In addition, his three-game stretch without an INT is the fourth time in his career that Marino went three or more straight regular season games without throwing an interception . . . The other times occurred in 1994 (games 14-16), 1996 (games 10-12), and in 1997 (games 4-7) . . . When he threw an interception on the final play of the first half of Game Four (Oct. 4, 1998 at N.Y. Jets), it ended his streak, leaving him with three straight games without an INT, one shy of the team record . . . In those first three-plus games of 1998, Marino went 85 passes without an interception, and going back to the regular season finale in 1997, on Dec. 22, 1997 vs. New England, he went 87 straight passes without an INT before having that streak broken . . . Marino had two interceptions returned for touchdowns in 1998: On Dec. 27, 1998 at Atlanta when Ronnie Bradford returned a Marino interception 11 yards for a touchdown, and on Nov. 29, 1998 vs. New Orleans when Rob Kelly returned a Marino interception 79 yards for a touchdown . . .

SACKS: In 1998, Marino was sacked 23 times, the third highest single season total of his career . . . Marino had six games in 1998 where he was not sacked, and the Dolphins went 5-1 in those six contests . . . On Nov. 29, 1998 vs. New Orleans Marino was not sacked, breaking the Saints' streak of recording at least one sack in 60 consecutive games . . . On Dec. 13, 1998 at N.Y. Jets Marino was sacked five times, which matched his single game career high (he also was sacked five times at New Orleans on Nov. 29, 1992) . . . In that Jets game he was sacked by Chad Cascadden, who forced and recovered Marino's fumble and returned it 23 yards for a Jets touchdown . . .

SERVICE: Marino was one of seven quarterbacks (Trent Dilfer, Brett Favre, Payton Manning, Steve McNair, Jake Plummer, and Kordell Stewart) to have started all 16 games in 1998 . . . Marino played all but 12 snaps in 1998 (the final six snaps on Dec. 27th at Atlanta, one snap on Nov. 29th vs. New Orleans, on Nov. 15th at Carolina and on Nov. 8th vs. Indianapolis, and the final three snaps on Oct. 4th at N.Y. Jets) . . . None of those snaps were missed because of injury but were due to coaches decisions . . . The 1998 season marked the 11th time in Marino's career that he started every game in a 16-game season . . .

COMEBACKS: Marino led the Dolphins to a fourth quarter comeback victory once in 1998, on Oct. 25, 1998 when the Dolphins defeated the Patriots 12-9 in overtime . . . In that contest, the Dolphins trailed 9-6 with 2:13 left in regulation after a Patriot field goal, but tied the game and went on to win in overtime . . . In the fourth quarter and overtime in that contest Marino was 10-19 for 144 yards and no touchdowns or interceptions . . .

NFL HONORS: Marino was named as AFC Player of the Week once in 1998, for the week of Dec. 19-21, 1998 following his performance vs. Denver on Dec. 21, 1998 . . . In that contest Marino was 23-38 for 355 yards with four touchdowns and one interception . . . It was the 59th time in the regular season that Marino threw for 300 or more yards, and it was the 21st time in the regular season that he passed for four or more touchdowns . . . In that contest Marino also went over the 3,000-yard passing mark for the season, the 13th time he accomplished that feat to break his tie with John Elway and establish a new NFL record . . . In addition, it he also went over 20 touchdowns in that game, the 13th time he passed for 20 or more touchdowns in a season, extending his own NFL record for most 20-touchdown seasons . . . It was Marino's first AFC weekly honor since he last won the award in Week 14 of the 1995 season . . . He also was the first Dolphin to win the AFC Offensive Player of the Week award since Week 1 of the 1996 season, when Karim Abdul-Jabbar was named to that honor . . .

PLAYOFFS: In his two playoff games in 1998, Marino was 49-71 (69.0%) for 478 yards, one touchdown, three interceptions and two sacks for a 74.7 rating . . . Took all but two snaps (the final two snaps in a Divisional Playoff contest at Denver when game was out of reach) in those two contests . . . In a Divisional Playoff at Denver on Jan. 9, 1999, Marino was 26-37 for 243 yards, no touchdowns, two interceptions and one sack . . . His 70.3% completion percentage in that contest is his second highest percentage in the playoffs, surpassed only by his 75.9% completion rate (22-29) in AFC First Round game vs. Kansas City on Dec. 31, 1994 . . . The Broncos contest marked only the second time in 16 playoff contests when Marino failed to throw a touchdown pass . . . In an AFC Wild Card contest on Jan. 2, 1999 vs. Buffalo, Marino was 23-34 for 235 yards, one touchdown, one interception and no sacks . . . His touchdown came on an 11-yard pass to Lamar Thomas . . . His 56-yard completion to Oronde Gadsden in that contest was the second longest completion of Marino's postseason career, surpassed only by Marino's 64-yard TD pass to Mark Duper on Jan. 12, 1991 in an AFC Divisional game at Buffalo . . . Marino also completed an eight-yard deflected pass to center Tim Ruddy, the third completion of his career to an offensive lineman, and his second in the playoffs . . . He had a two-yard TD pass to Roy Foster on Jan. 12, 1991 at Buffalo in an AFC Divisional playoff game when Foster was a tackle-eligible, and his other was a completion for nine yards off a deflection to Keith Sims on Sept. 29, 1991 at the N.Y. Jets . . .

1997 – Started all 16 games in 1997 and finished 319-548 (58.2%) for 3,780 yards, 16 touchdowns and 11 interceptions for a rating of 80.7 . . . Ranked seventh in the AFC in passing efficiency, ranked first in the AFC and in the NFL in attempts and completions, and ranked second in the AFC and third in the NFL in passing yardage . . . Was one of 11 quarterbacks to have started every game in 1997 . . . Played every offensive snap the first eight games of the season before suffering a left ankle sprain on Nov. 2, 1997 at Buffalo, and until his injury that game, he had been one of only five quarterbacks in the NFL to have taken every snap until that point . . . That Bills game, along with the contest at Indianapolis on Dec. 14th, were the only two contests in 1997 that Marino failed to play the entire game . . . Started all five preseason games and in those contests Marino was 32-59 (54.2%) for 332 yards, two touchdowns and one interception for a rating of 75.0 . . .

ATTEMPTS AND COMPLETIONS: With 548 pass attempts, Marino led the NFL in pass attempts in 1997 . . . It was the fifth time Marino led the NFL in attempts, setting a new NFL record for most seasons leading the league in pass attempts . . . With 319 pass completions, Marino led the NFL in pass completions in 1997 . . . It was the sixth time Marino led the NFL in completions, setting a new NFL record for most seasons leading the league in pass completions . . . On September 14, 1997 at Green Bay, Marino attempted the 7,000th pass of his career, an interception by the Packers' Mike Prior to end the first half, becoming the first quarterback in NFL history to attempt 7,000 passes . . . On Nov. 2, 1997 at Buffalo, Marino had only five completions in 15 attempts before leaving the game permanently early in the second half with a left ankle sprain . . . His five completions is tied for second for his single-game career-low (he also had five completions on September 23, 1996 at Indianapolis) . . . His 15 pass attempts is the third lowest single-game total of attempts in his career . . . His 33.3% completion percentage in that Bills contest also is tied for the lowest single-game figure of his career . . . On Dec. 14, 1997 at Indianapolis, Marino was 7-15 for 71 yards before being replaced by Craig Erickson in the second half . . . His 15 pass attempts again matched the third lowest single-game figure of his career . . . His seven completions is the fourth lowest single-game total of his career . . . On Nov. 23, 1997 at New England, Marino had 38 completions in 60 attempts . . . His 38 completions is the second highest single-game total of his career and in Dolphins history, surpassed only by his team record of 39 completions at Buffalo on November 16, 1986 . . . His 60 attempts is tied for the highest regular season single-game total of his career and in Dolphins history, along with his 60 attempts versus the N.Y. Jets on October

23, 1988 . . . It also is the second highest overall single-game attempts total (including playoffs) of Marino's career and in Dolphins history (including playoffs), surpassed only by Marino's 64 attempts in an AFC First Round Playoff game on December 30, 1995 at Buffalo . . .

YARDAGE: On Nov. 30, 1997 at Oakland, Marino went over 3,000 yards passing for the season, the 12th time in his career that he passed for 3,000 or more yards . . . Marino had four 300-yard passing games in 1997, on Dec. 7, 1997 versus Detroit when he threw for 310 yards, on Nov. 23, 1997 at New England when he threw for 389 yards, on Oct. 12, 1997 at N.Y. Jets when he threw for 372 yards, and on Sept. 7, 1997 vs. Tennessee when he threw for 324 yards, and the Dolphins went 3-1 in those four games . . . When Marino threw for 389 yards at New England on Nov. 23, 1997, it was his highest single-game yardage total since he passed for 422 yards in an AFC First Round playoff game at Buffalo on December 30, 1995 and the most in a regular season contest since he threw for 450 yards at Cincinnati on October 1, 1995 . . . When Marino threw for 324 yards vs. Tennessee on Sept. 7, 1997, it marked his first 300-yard game under Dolphins Head Coach Jimmy Johnson and his first 300-yard passing game since December 31, 1995 when he threw for 422 yards in a First-Round Playoff game at Buffalo . . . It was Marino's first 300-yard regular season game since December 3, 1995 when he passed for 343 yards in a 21-20 victory over Atlanta in Miami . . . On Dec. 14, 1997 at Indianapolis, Marino had only 71 yards passing before being replaced by Craig Erickson in the third quarter . . . Marino's 71 yards passing is the third lowest single-game total of his career . . . On Nov. 2, 1997 at Buffalo, Marino had only 76 yards passing before leaving the game permanently early in second quarter with a left ankle sprain . . . His 76 yards passing in that contest is the fourth lowest single-game total of his career . . .

TOUCHDOWN PASSES: On Nov. 17, 1997 versus Buffalo, Marino's TD pass to Ed Perry was his tenth touchdown pass of the season, with each of those TD passing going to a different receiver . . . Marino became the first player in NFL history to have his first ten TD passes of the season go to ten different receivers . . . Marino threw at least one touchdown pass in ten of his 16 regular season games in 1997 . . . Two of the games when Marino did not throw a TD pass came in the first two games of the 1997 season, and it marked only the fourth time in his career that Marino did not throw a touchdown pass in consecutive games . . . When he threw a touchdown pass to Charles Jordan on his final attempt of the game on Sept. 14, 1997 at Green Bay, it ended a streak of two-plus games (covering the first two games of the season and most of the Packer game) that Marino did not throw a touchdown pass, covering 116 attempts . . . It also included 11 consecutive quarters (the first 11 quarters of the season) that Marino went without throwing a touchdown pass, the longest such streak of his career . . .

INTERCEPTIONS: Marino had seven games in 1997 without an interception . . . He went four straight games without throwing an interception in 1997 (from game four, on Sept. 21st at Tampa Bay through game seven, on Oct. 19th at Baltimore), tying him with Bob Griese's Dolphins record of going four consecutive games (which Griese set in the fifth through eighth games in 1971) without an interception . . . Marino's 11-yard completion to O.J. McDuffie in the fourth quarter at the N.Y. Jets on Oct. 12, 1997 was his 123rd straight pass attempt without an interception, breaking Griese's club record of 122 consecutive passes without an interception, which Griese set in the 10th through the 14th games in 1967 . . . Marino extended that club record to 156 consecutive passes without an interception, before breaking that streak when he was intercepted by the Bears' Anthony Marshall in the first quarter on Oct. 27, 1997 versus Chicago . . . His last interception before Marshall's pick came on the last play of the first half at Green Bay on Sept. 14th, and he went over 4-1/2 games (the second half of game three and all of games four through seven plus the early part of game eight) since that time without an INT . . . On Dec. 28, 1997, in an AFC Wild Card playoff game at New England, Marino was intercepted by the Patriots' Todd Collins, who returned the INT 40 yards for a touchdown . . . It was the first time in Marino's post-season career he had an interception returned for a touchdown . . . It also was the fifth time in 1997 (including four times in regular season play) that he had an interception returned for a touchdown . . . On Dec. 7, 1997 versus Detroit, Marino was intercepted by the Lions' Bryant Westbrook, who returned the INT 64 yards for a touchdown, the fourth time in the 1997 regular season Marino had an interception returned for a touchdown . . . On Nov. 23, 1997 at New England, Marino threw three interceptions, two of which were returned for touchdowns, a 60-yard return for a touchdown by Larry Whigham and a 100-yard return for a TD by Jimmy Hitchcock . . . Hitchcock's return was tied for the second longest interception return by a Dolphins opponent (along with the Jets' Aaron Glenn's 100-yard return of a Marino INT on Sept. 15, 1996 in Miami), surpassed only by the Raiders' Eddie Anderson's 102-yard return of a Marino interception on December 14, 1992 in Miami . . . The two Patriot interception returns for touchdowns marked only the second time in Marino's career and in Dolphins history that two interceptions were returned for touchdowns in the same game . . . The only other time that happened in Dolphins history was on December 18, 1988 in Pittsburgh when the Steelers' Dwayne Woodruff returned a Marino interception 78 yards for a

touchdown, followed by Darin Jordan's 28-yard touchdown return of another Marino interception . . . On August 31, 1997 vs. Indianapolis, Marino was intercepted by the Colts' Elijah Alexander, who returned the INT 43 yards for a touchdown . . . Marino's four interceptions for touchdowns in the 1997 regular season is tied for the second highest single regular season total in his career, along with his four INTs for touchdowns in 1988 and in 1992 . . .

SACKS: Marino was sacked 20 times in 1997, the fifth highest single season total of his career . . . He had seven complete games without a sack in 1997, and the Dolphins were 5-2 in those contests . . . Marino was sacked four times in an AFC Wild Card game on Dec. 28, 1997 at New England and also Oct. 27, 1997 versus Chicago . . . His four sacks in those two contests was tied for the third highest single-game total of his career, only behind his five sacks at New Orleans on November 29, 1992 and vs. the N.Y. Jets on Dec. 13, 1998 . . . When John Thierry sacked Marino and forced him to fumble out of the end zone for a safety in that Bears contest on Oct. 27th, it marked the first time Marino had been sacked for a safety since November 26, 1995, when the Colts' Tony Bennett dropped Marino in the end zone in Indianapolis for a safety . . .

SERVICE: Marino was one of only 11 quarterbacks in the NFL to have started all 16 games in 1997, joining Troy Aikman (Dallas), Tony Banks (St. Louis), Drew Bledsoe (New England), Trent Dilfer (Tampa Bay), John Elway (Denver), Brett Favre (Green Bay), Jeff George (Oakland), Steve McNair (Tennessee), Scott Mitchell (Detroit), and Kordell Stewart (Pittsburgh) . . . It marked the tenth time in Marino's career that he has started every game in a 16-game season, and his first since 1994 . . . Until suffering a left ankle sprain on Nov. 2, 1997 at Buffalo, Marino had taken every snap for the Dolphins in 1997, covering all of the first eight games and most of the first half of the ninth contest . . . At the time of that injury Marino had been one of only five quarterbacks in the NFL to have taken every snap in 1997 (including Detroit's Scott Mitchell, Green Bay's Brett Favre, Minnesota's Brad Johnson, and Oakland's Jeff George) . . . The game against the Bills on Nov. 2, 1997 (when he missed the final play of the first half and all but the first series of the second half) and the contest at Indianapolis on Dec. 14, 1997 when Erickson relieved Marino in the third quarter were the only two contests that season that Marino failed to take every snap in a game . . .

PLAYOFFS: In his one playoff game in 1997, an AFC Wild Card playoff game on Dec. 28, 1997 at New England, Marino was 17-43 for 141 yards, no touchdowns, two interceptions, and four sacks . . . Marino's completion percentage in that contest (39.5%) is the lowest completion percentage in his playoff career and it is the sixth lowest completion percentage overall in his career, including regular season and playoff games . . . His 141 yards passing is the second lowest total in his playoff career . . . That Patriots game also marked the first time in Marino's playoff career that he failed to throw a touchdown pass, ending his NFL record streak of passing for at least one touchdown pass in 13 consecutive playoff games, covering his first 13 postseason contests . . . It also marked only the 33rd time overall in his career, including playoffs, that Marino has failed to throw a touchdown pass . . . In that Patriots game, Marino was intercepted twice, including one by Todd Collins, who returned the INT 40 yards for a touchdown . . . It was the first time in Marino's post-season career he had an interception returned for a touchdown . . . It also was the fifth time in 1997 (including four times in regular season play) that he had an interception returned for a touchdown . . . It also marked the 23rd time overall (22 times in the regular season and once in the playoffs) that Marino had an interception returned for a touchdown . . . Marino's four sacks in that Patriots contest ties the third highest total of his career, surpassed only by his five sacks at New Orleans on November 29, 1992 and vs. the N.Y. Jets on Dec. 13, 1998 . . .

1996 - Started 13 of 16 games in 1996 and finished 221-373 for 2,795 yards, 17 touchdowns, nine interceptions, and 18 sacks for a rating of 87.8 . . . Finished ranked third in the AFC and sixth in the NFL in quarterback rating . . . Suffered fractured right ankle in first series of game on Sept. 23, 1996 at Indianapolis on a 34-yard pass completion to O.J. McDuffie . . . It was the first time he was forced from a game permanently due to injury since September 18, 1995 vs. Pittsburgh, when he was forced from that contest late in the third quarter due to a contusion of the sternum following a tackle by the Steelers' Greg Lloyd . . . Marino underwent an arthroscopic debridement (cleaning) as well as an internal fixation (screw insertion) of his right ankle fracture on September 24, 1996 . . . The surgery was performed at HealthSouth Doctor's Hospital in Coral Gables by Dolphins team physicians Dr. John Uribe and Dr. Dan Kanell . . . Missed next three games (Oct. 6th vs. Seattle, Oct. 13th at Buffalo, and Oct. 20th at Philadelphia) while recovering from that surgery, and the Dolphins went 1-2 in those three contests . . . Started all four preseason games and in those contests Marino was 28-50 (56.0%) for 348 yards, three touchdowns and one interception for a rating of 89.4 . . .

ATTEMPTS AND COMPLETIONS: On Sept. 23, 1996 at Indianapolis, Marino completed only five passes in eight attempts before leaving the game permanently midway in the first

quarter with a sprained right ankle . . . His pass attempts and completions in that contest both represent the second lowest figures of his career . . . On Nov. 25, 1996 vs. Pittsburgh, he completed his first seven passes at the start of the game before throwing an incomplection, and coupled with the seven straight completions he had to finish his previous contest, at Houston on Nov. 17, 1996, his 14 consecutive completions over those two games is the second highest figure in club history, surpassed only by his team record of 15 consecutive completions, which he set over the course of two games, on Nov. 8, 1992 at Indianapolis and on Nov. 16, 1992 vs. Buffalo . . . In addition, on Nov. 10, 1996 vs. Indianapolis, Marino completed 13 consecutive passes, tying him with Earl Morrall (Dec. 1, 1975 at New England) for third place on the Dolphins' all-time list for most consecutive completions . . .

YARDAGE: On Nov. 10, 1996 vs Indianapolis, when Marino completed a 36-yard pass to O.J. McDuffie in the second quarter, he went over 50,000 career yards passing, becoming the first quarterback in NFL history to pass for 50,000 yards . . . John Elway reached that milestone in 1998, becoming only the second QB to throw for 50,000 yards . . . Marino, who took 193 career games to throw for 50,000 yards, reached that plateau faster than Elway (229 games):

GAMES NEEDED FOR 50,000 PASSING YARDS

NAME	FIRST SEASON	BORN	DATE TO REACH 50,000 YARDS	GAMES TO REACH 50,000 YARDS	CAREER PASS YARDS
DAN MARINO	1983	9/5/61	10/10/96	193	61,361
John Elway	1983	6/28/60	11/22/98	229	51,475

In 1996, Marino threw for 2,795 yards, the third lowest single-season yardage total of his career (not including the 1993 season when he played in only five games) . . . Marino did not have a game passing for 400 or 300 yards in 1996 . . . It marked the first time in Marino's career (except for the 1993 season when he played in only five games) when he did not have a 300-yard passing game in a season . . . On Sept. 23, 1996 at Indianapolis, Marino had only 67 yards passing before being forced from the game permanently midway through the first quarter with a fractured right ankle . . . His 67 yards passing in that contest is his second lowest passing yardage single game total of his career . . .

INTERCEPTIONS: On Sept. 15, 1996 vs. N.Y. Jets, Marino had an interception by the Jets' Aaron Glenn returned 100 yards for a touchdown . . . It was tied for the second longest INT return against the Dolphins in club history (along with the Patriots' Jimmy Hitchcock, who returned a Marino INT 100 yards for a TD on Nov. 23, 1997), surpassed only by a 102-yard return by the L.A. Raiders' Eddie Anderson of a Marino pass at Miami on Dec. 14, 1992 . . . It also was the first time an opponent had returned a Marino interception for a touchdown since Ray Buchanan of the Indianapolis Colts returned a Marino INT 28 yards for a TD on November 6, 1994 . . . On Dec. 1, 1996 at Oakland, Marino's first interception in that contest, by the Raiders' Terry McDaniel in the second quarter, ended a streak of 110 consecutive passes Marino threw without an interception, dating back to the third quarter on Nov. 3, 1996 at New England and covering the remainder of that game, the next three complete games, and Marino's first 11 passes against the Raiders . . . He finished 12 passes shy of tying Bob Griese's former club record of 122 consecutive passes without an interception, which Griese set in the tenth through 14th games in 1967, a record Marino did break in 1997 . . . In addition, the interception by McDaniel broke a streak of three consecutive games when Marino did not throw an interception (Nov. 10th vs. Indianapolis, Nov. 17th at Houston, and Nov. 25th vs. Pittsburgh), leaving him one game short of tying the Dolphins record of four straight games without an INT, which was set by Griese in the fifth through eighth games in 1971 and later tied by Marino in 1994 and again in 1996 and 1997 . . .

SACKS: Marino's 18 sacks in 1996 is tied for the sixth highest single-season sack total of his career . . . Marino was not sacked three times in 1996, on Oct. 27th vs. Dallas, on Sept. 23rd at Indianapolis, and on Sept. 1st vs. New England, and the Dolphins went 1-2 in those three contests.

1995 – Started 14 of 16 games in 1995 and finished 309-482 (64.1%) for 3,668 yards, 24 touchdowns and 15 interceptions for a 90.8 rating . . . Marino ranked second in the AFC (behind Jim Harbaugh) and eighth in the NFL in passing, was third in the AFC (John Elway and Jeff Blake) and ninth in the NFL in passing yards, and was third in the AFC (behind Blake and Elway) and tied for eighth in the NFL in touchdown passes . . . Marino's completion percentage of 64.1% represented the second highest completion percentage of his career, surpassed only by his team record of 64.2% in 1984 and is the second highest single-season completion percentage in Dolphins history . . . Missed games on Oct. 22nd at N.Y. Jets and Oct. 15th at New Orleans because of his knee and hip injuries . . . In contest vs. Indianapolis on Oct. 8th, Marino suffered

a contusion of his left hip and cartilage damage in his right knee . . . He underwent arthroscopic surgery on his right knee on October 9th at Holy Cross Medical Center by Dolphins team physicians Dr. Dan Kanell and Dr. Peter Indelicato to remove loose cartilage in that knee . . . Started all four preseason games and in those contests was 23-54 (42.6%) for 341 yards, two touchdowns, three interceptions and three sacks for 12 yards in losses, a rating of 53.1 . . . In preseason game on August 11th at Atlanta was 0-7 for no yards, marking the first time in either a preseason or regular season game since he began his Dolphins career in 1983 that Marino failed to complete at least one pass . . . In 1995, along with Dan McGwire and Bernie Kosar, it marked the first time in NFL history that a team had three quarterbacks on the regular season roster at the same time who were all first round draft picks . . .

ATTEMPTS AND COMPLETIONS: On Dec. 11, 1995 vs. Kansas City, Marino attempted the 6,468th pass of his career (an incomplete pass intended for Randal Hill in the fourth quarter) to break Fran Tarkenton's NFL record for most career pass attempts . . . Marino tied Tarkenton's record with a two-yard completion to Eric Green earlier in the fourth quarter . . . On Oct. 8, 1995 vs. Indianapolis, Marino completed the 3,687th pass of his career (a six-yard completion to Keith Byars in the second quarter) to break Tarkenton's NFL record for most career completions . . . Marino tied Tarkenton's record with a five-yard touchdown pass to Irving Spikes in the first quarter of that game . . .

YARDAGE: On Nov. 12, 1995 vs. New England, with a nine-yard completion to Irving Fryar in the first quarter, Marino passed Fran Tarkenton (47,003 career passing yards), breaking Tarkenton's NFL record for most career passing yards and moving into first place on the NFL all-time career passing yardage list . . . On Dec. 11, 1995 vs. Kansas City, Marino went over 3,000 yards passing for the season, the 11th time he passed for 3,000 or more yards . . . Marino had two 400-yard passing games in 1995, in the AFC Wild Card playoff game on Dec. 30, 1995 at Buffalo when he threw for 422 yards (the most by any Dolphins player in playoff history), and on Oct. 1, 1995 at Cincinnati, when he threw for 450 yards, the fourth highest single-game total of his career and the fourth highest single game total in club history:

MIAMI DOLPHINS SINGLE-GAME PASSING YARDAGE TOTALS

PLAYER	DATE	OPPONENT	ATT.	COMP.	YARDS	TD	INT.	LG.
1. Dan Marino	10/23/88	N.Y. JETS	60	35	521	3	5	56
2. Dan Marino	9/4/94	NEW ENGLAND	42	23	473	5	1	64t
3. Dan Marino	12/2/84	L.A. RAIDERS	57	35	470	4	2	64
4. Dan Marino	10/1/95	at Cincinnati	48	33	450	2	1	58
5. Dan Marino	9/21/86	at N.Y. Jets	50	30	448	6	2	46t

Marino had four 300-yard games in 1995, in an AFC Wild Card playoff game on Dec. 30, 1995 at Buffalo, when he threw for 422 yards, on Dec. 3, 1995 vs. Atlanta, when he threw for 343 yards, on Nov. 12, 1995 vs. New England, when he threw for 333 yards, and on Oct. 1, 1995 at Cincinnati, when he threw for 450 yards . . . Marino's 343 yards passing on Dec. 3, 1995 vs. Atlanta was the 52nd regular season game of 300 or more passing yards in Marino's career, breaking Dan Fouts' former NFL record of 51 career regular season 300-yard games . . . Marino tied Fouts' record of 51 regular season career 300-yard games when he had 333 yards passing on Nov. 12, 1995 vs. New England . . .

TOUCHDOWN PASSES: Marino's first touchdown pass on Nov. 26, 1995 at Indianapolis, a six-yard TD pass to Keith Byars with 13:54 elapsed in the second quarter, was Marino's 343rd TD pass of his career, breaking Fran Tarkenton's former NFL record of most career touchdown passes (342), making Marino the league's all-time leader in career TD passes . . . Marino tied Tarkenton's record vs. San Francisco on November 20, 1995, with a four-yard TD pass to O.J. McDuffie in the third quarter . . . Marino threw at least one touchdown pass in 13 of his 14 regular season games in 1995 as well as in his one playoff contest . . . On Nov. 26th vs. Indianapolis, Marino threw four touchdown passes . . . On Dec. 3, 1995 vs. Atlanta, his second touchdown pass of the game, a 21-yard TD pass to Irving Fryar, marked Marino's 20th touchdown pass of the season, extending his own NFL record for most years throwing for 20 or more touchdown passes to 12 seasons . . .

INTERCEPTIONS: When Marino was intercepted by Junior Seau in the second quarter on Nov. 5, 1995 at San Diego, it ended a streak of 114 straight passes Marino threw without an interception, dating back to the first quarter at Cincinnati on October 1st when Andre Collins intercepted a Marino pass, covering the remainder of that game, the next two games Marino played (Oct. 8th vs. Indianapolis and Oct. 29th vs. Buffalo) and the Charger game until Seau's INT . . . It left Marino eight attempts short of Bob Griese's team record of 122 consecutive

passes without an interception, a record Marino later broke in 1997 . . . In addition, when Marino was intercepted by Wilber Marshall in the first quarter in the 1995 season opener vs. N.Y. Jets on Sept. 3rd, it ended a streak of 105 straight passes Marino threw without an interception, including his final 102 passes in 1994 (covering all three final regular season games) and the first three passes he threw in the Jets contest in 1995 . . . On Dec. 24, 1995 at St. Louis, Marino was intercepted by Toby Wright, Marino's 200th interception of his career . . .

SACKS: On Nov. 26, 1995 at Indianapolis, Marino was sacked four times, the second straight game he was sacked four times . . . He also had been sacked four times on Nov. 20, 1995 vs. San Francisco, including three sacks in the Dolphins' first three offensive plays from scrimmage . . . The four sacks in those two games are both tied for the second highest single-game total of Marino's career . . .

UNDER DON SHULA: Marino is one of ten quarterbacks to have started games when Don Shula coached the Dolphins from 1970 through 1995, and his 184 regular season starts under Shula is the most by any Dolphins quarterback during that time:

DOLPHINS STARTING QUARTERBACKS UNDER DON SHULA		
QUARTERBACK	YEARS	STARTS
Bob Griese	1970-80	119
George Mira	1971	1
Earl Morrall	1972-76	12
Don Strock	1974-87	20
David Woodley	1980-83	40
DAN MARINO	1983-95	184
Kyle Mackey (Replacement games)	1987	3
Scott Mitchell	1990-93	7
Steve DeBerg	1993	4
Bernie Kosar	1995	2

In addition, in Shula's coaching career (including his tenure as head coach of the Colts from 1963-69), Marino accounted for more wins during that span than any other quarterback who played under Shula:

DON SHULA'S CAREER RECORD BY QUARTERBACK				
COACH SHULA WITH BALTIMORE (1963-69)				
PLAYER	REGULAR SEASON	PLAYOFFS	OVERALL RECORD	
Johnny Unitas	56-22-3 .710	0-1-0 .000	56-23-3	.701
Earl Morrall	14- 1-1 .906	2-1-0 .667	16- 2-1	.868
Gary Cuozzo	1- 0-0 1.000		1- 0-0	1.000
Tom Matte		0-1-0 .000	0- 1-0	.000
TOTALS	71-23-4 .745	2-3-0 .400	73-26-4	.728
COACH SHULA WITH MIAMI (1970-95)				
PLAYER	REGULAR SEASON	PLAYOFFS	OVERALL RECORD	
DAN MARINO	116-68-0 .630	6- 7-0 .462	122-75-0	.619
Bob Griese	82-36-1 .693	6- 5-0 .545	88-41-1	.681
David Woodley	27-12-1 .688	3- 2-0 .600	30-14-1	.677
Don Strock	14- 6-0 .600		14- 6-0	.700
Earl Morrall	11- 1-0 .917	2- 0-0 1.000	13- 1-0	.929
Scott Mitchell	3- 4-0 .429		3- 4-0	.429
Steve DeBerg	2- 2-0 .500		2- 2-0	.500
George Mira	1- 0-0 1.000		1- 0-0	1.000
Kyle Mackey	1- 2-0 .333		1- 2-0	.333
Bernie Kosar	0- 2-0 .000		0- 2-0	.000
TOTALS	257-133-2 .658	17-14-0 .548	274-147-2	.648

Marino's 116 wins under Shula are the most victories by a head coach - quarterback combination in NFL history, surpassing the previous high of 107 wins recorded by Pittsburgh's Chuck Noll and Terry Bradshaw . . . In addition, the Marino-Shula duo was together for 13 seasons, which is tied for the second longest quarterback-head coach combination in NFL history:

LONGEST RUNNING QUARTERBACK-COACH COMBINATIONS IN NFL HISTORY

QUARTERBACK	COACH	TEAM	YEARS TOGETHER
1. Terry Bradshaw	Chuck Noll	Pittsburgh	1970-1983 (14)
2. DAN MARINO	DON SHULA	MIAMI	1983-1995 (13)
Danny White	Tom Landry	Dallas	1976-1988 (13)
4. Len Dawson	Hank Stram	Kansas City	1963-1974 (12)
5. Bob Griese	Don Shula	Miami	1970-1980 (11)
Roger Staubach	Tom Landry	Dallas	1969-1979 (11)

PRO BOWL: Marino was named as the starting quarterback for the 1995 AFC Pro Bowl team, but he was not able to play in the game due to soreness in his right knee . . . He joined three other Dolphins - tackle Richmond Webb, guard Keith Sims, and inside linebacker Bryan Cox - to be selected to the AFC squad . . . It was Marino's ninth career Pro Bowl selection (1983-87, 1991-92, 1994-95), and his seventh selection as a starter (1983-86, 1992, 1994-95), but due to injuries he was able to play in only two games (1984, 1992) . . . Marino's nine Pro Bowl selections extended his Dolphins record for most career selections, surpassing the former record of six selections that had previously been set by quarterback Bob Griese (1970-71, 1973-74, 1977-78), center Jim Langer (1973-78), and guard Bob Kuechenberg (1974-75, 1977-78, 1982-83) . . . Marino's seven Pro Bowl starts extended his own Dolphins record for career starts, surpassing the former record of five starts that had previously been set by Langer (1973-77) . . . When Marino was selected to the Pro Bowl following his rookie season in 1983, he became the youngest quarterback ever selected to the Pro Bowl:

YOUNGEST PRO BOWL QUARTERBACKS (1970-99)

QUARTERBACK	TEAM	YEAR	AGE
DAN MARINO*	MIAMI	1983	22 YEARS, 4 MONTHS, 14 DAYS
Drew Bledsoe	New England	1994	22 years, 11 months, 22 days
Brett Favre	Green Bay	1992	23 years, 3 months, 28 days
DAN MARINO	MIAMI	1984	23 YEARS, 4 MONTHS, 12 DAYS
Peyton Manning	Indianapolis	1999	23 years, 10 months, 6 days
Bernie Kosar#	Cleveland	1987	24 years, 2 months, 13 days

* Did not play due to injury

Named to squad by AFC coaching staff as a "need" player

HONORS: Marino was named AFC Player of the Week once in 1995, for the week of December 2-3 following his performance on December 3rd against Atlanta when he went 35-50 for 343 yards, two touchdowns, two interceptions, and no sacks . . . His second touchdown pass, a 21-yard TD pass to Irving Fryar, came with 11 seconds left in the game, accounted for the final points in the game to bring the Dolphins back from a 20-15 deficit to a 21-20 comeback win . . . His touchdown pass to Fryar also was Marino's 20th TD pass of the season, marking the 12th time in his 13 years in the NFL he threw for 20 or more touchdown passes, extending his own NFL record for most seasons passing for 20 or more touchdowns . . . Marino's 343 yards passing versus the Falcons was his third 300-yard passing game of the season and his 52nd career 300-yard passing game in the regular season, breaking Dan Fouts' former NFL record of most career games passing for 300 or more yards (51) . . . In addition, Marino's 35 completions against the Falcons is tied for the second most completions in a game in Marino's career (accomplished twice previously) and in Dolphins history, surpassed only by his 39 completions at Buffalo on November 16, 1986 . . . It was the 15th time that Marino won the AFC Offensive Player of the Week honor . . .

PLAYOFFS: In his one playoff game in 1995, an AFC Wild Card playoff game on Dec. 30, 1995 at Buffalo, Marino was 33-64 (51.6%) for 422 yards, two touchdowns and three interceptions for a 63.4 rating . . . His 64 attempts is Marino's single-game career high (playoffs or regular season), it is the most by any Dolphins player in a postseason or regular season game, breaking Marino's club playoff record of 50 attempts in Super Bowl XIX vs. San Francisco on January 20, 1985, and it surpassed the overall Dolphins team record of 60 attempts by Marino on October 23, 1988 vs. the N.Y. Jets . . . In addition, his 64 attempts tied the highest single-game total in NFL postseason history, matching the record of 64 attempts by Cleveland's Bernie Kosar versus the N.Y. Jets on January 3, 1987 . . . Marino's 33 completions is his single-game playoff high and it is the most by any Dolphins player in the

postseason, breaking the Dolphins single-game playoff record of 29 completions, which was set by Don Strock on January 2, 1982 vs. San Diego and later tied by Marino in Super Bowl XIX vs. San Francisco on January 20, 1985 . . . It also is tied for the second highest single-game total in NFL playoff history, along with the 33 completions by San Diego's Dan Fouts at Miami on January 2, 1982 and matched by Cleveland's Bernie Kosar versus the N.Y. Jets on January 3, 1987, surpassed only by the NFL postseason record of 36 completions by Houston's Warren Moon at Buffalo on January 3, 1993 . . . Marino's 422 yards passing vs. the Bills was the most yards passing by any Dolphins player in the postseason, breaking the Dolphins single-game playoff record of 421 yards passing by Marino in the AFC Championship game vs. Pittsburgh on January 6, 1985 . . . It also was the third highest single-game total in NFL playoff history, surpassed only by the 489 yards passing by Cleveland's Bernie Kosar versus the N.Y. Jets on January 3, 1987 and the 433 yards passing by San Diego's Dan Fouts at Miami on January 2, 1982 . . . Marino's 422 yards passing was his second 400-yard passing game in 1995 and it also was his 15th career 400-yard passing game (including two playoff games) . . . It also was Marino's 56th career 300-yard passing game (including four playoff games) . . . Marino's two touchdown passes in that AFC Wild Card game at Buffalo came on a five-yard TD pass to O.J. McDuffie and a 45-yard TD pass to Randal Hill.

1994 – Started all 16 games (and both playoff contests) in 1994 and finished the season going 385 for 615 (62.6%) for 4,453 yards, 30 touchdowns, 17 interceptions and 17 sacks for an 89.2 rating . . . In the preseason played in four games and was 22-43 (51.1%) for 314 yards, three touchdowns, two interceptions, and no sacks for a rating of 79.0 . . . Marino ranked first in the AFC and third in the NFL (behind Steve Young and Brett Favre) in passing efficiency, second in the AFC and in the NFL (behind Drew Bledsoe) in attempts, second in the AFC and in the NFL (behind Bledsoe) in completions, second in the AFC and in the NFL (behind Bledsoe) in yards passing, and first in the AFC and third in the NFL (behind Young and Favre) in touchdown passes . . . It marked the first time that Marino led the AFC in passing efficiency since 1986 . . .

ATTEMPTS AND COMPLETIONS: With 615 pass attempts in 1994, Marino had the second highest number of attempts in Dolphins history, surpassed only by the team record he set in 1986 with 623 attempts . . . On Dec. 18, 1994 at Indianapolis, Marino attempted the 6,000th pass of his career, joining Fran Tarkenton as the only two quarterbacks in NFL history to record 6,000 pass attempts . . . On Oct. 2, 1994 at Cincinnati, Marino attempted his 5,605th pass of his career and moved past Dan Fouts into second place among the NFL all-time pass completion leaders, behind only Tarkenton . . . With 385 completions in 1994, Marino set a new Dolphins record for most completions in a season, breaking the former team record for most completions in a season, which he set in 1986 with 378 completions . . . On Sept. 25, 1994 at Minnesota, Marino completed the 3,298th pass of his career to move past Fouts into sole possession of second place among the NFL all-time pass completion leaders, behind only Tarkenton . . . Marino's completion percentage in 1994 of 62.6% was the third highest completion percentage of his career and is the fourth highest single-season completion percentage in Dolphins history . . .

YARDAGE: On Nov. 6, 1994 vs. Indianapolis, Marino passed Dan Fouts (43,040 career passing yards) and moved into second place on the NFL's all-time career passing yardage list . . . Marino's 4,453 yards passing in 1994 is the third highest single-season total in Dolphins history, surpassed only by his NFL record of 5,084 yards passing in 1984 and 4,746 yards passing in 1986 . . . On Dec. 18, 1994 at Indianapolis, Marino went over 4,000 yards passing for the season, marking the sixth time in his career he threw for 4,000 or more yards in a season, extending his own NFL record for most seasons passing for 4,000 yards . . . Marino is the only quarterback in NFL history to have six 4,000-yard seasons (1984-86, 1988, 1992, 1994) . . . Along with Fouts, he is the only other QB to pass for 4,000 yards in three straight seasons (1984-86) . . . Marino's six 4,000-yard seasons account for four of the top 12 and six of the 29 leading single-season passing yardage totals in NFL history:

NFL SINGLE-SEASON PASSING YARDAGE LEADERS

YEAR	PLAYER	YARDS	YEAR	PLAYER	YARDS
1. 1984	DAN MARINO, MIA.	5,084	16. 1983	Bill Kenney, K.C.	4,348
2. 1981	Dan Fouts, S.D.	4,802	17. 1995	Scott Mitchell, Det.	4,338
3. 1986	DAN MARINO, MIA.	4,746	18. 1989	Don Majkowski, G.B.	4,318
4. 1980	Dan Fouts, S.D.	4,715	19. 1989	Jim Everett, Rams	4,310
5. 1991	Warren Moon, Hou.	4,690	20. 1994	Warren Moon, Min.	4,264
6. 1990	Warren Moon, Hou.	4,689	21. 1995	Warren Moon, Min.	4,228
7. 1984	Neil Lomax, St.L.	4,614	22. 1998	Brett Favre, G.B.	4,212
8. 1994	Drew Bledsoe, N.E.	4,555	23. 1996	Vinny Testaverde, Bal.	4,177
9. 1983	Lynn Dickey, G.B.	4,458	24. 1998	Steve Young, S.F.	4,170
10. 1994	DAN MARINO, MIA.	4,453	25. 1995	Jeff George, Atl.	4,143
11. 1999	Steve Beuerlein, Car.	4,436	26. 1985	DAN MARINO, MIA.	4,137
12. 1988	DAN MARINO, MIA.	4,434	27. 1999	Peyton Manning, Ind.	4,135
13. 1995	Brett Favre, G.B.	4,413	28. 1980	Brian Sipe, Cle.	4,132
14. 1996	Mark Brunell, Jack.	4,367	29. 1992	DAN MARINO, MIA.	4,116
15. 1999	Kurt Warner, St.L.	4,353	30. 1986	Jay Schroeder, Wash.	4,109

On Nov. 20, 1994 at Pittsburgh, Marino went over 3,000 yards passing for the season, his tenth 3,000-yard season . . . Marino had two 400-yard passing games in 1994, on Sept. 4th vs. New England, when he threw for 473 yards, and on Sept. 25th at Minnesota, when Marino threw for 431 yards . . . Those two figures represent the second highest and sixth highest single-game passing yardage totals in Dolphins history . . . Marino had five 300-yard passing games in 1994, on September 4, 1994 vs. New England, when Marino threw for 473 yards, on Sept. 25th at Minnesota, when Marino threw for 431 yards, on Nov. 20th at Pittsburgh, when Marino threw for 312 yards, on Nov. 27th at the N.Y. Jets, when Marino threw for 359 yards, and on Dec. 4th vs. Buffalo, when he threw for 311 yards . . . Marino's three consecutive games of 300 or more passing yards (Nov. 20th at Pittsburgh, Nov. 27th at N.Y. Jets, and Dec. 4th vs. Buffalo) tied his own team record for most consecutive 300-yard passing games . . . He previously had three consecutive 300-yard passing games in the 14th through 16th games in 1984 and then tied that record in the 13th through 15th games in 1988 . . .

TOUCHDOWN PASSES: On September 4, 1994 vs. New England, Marino threw for five touchdown passes . . . His second touchdown pass in that contest, a 26-yard TD pass to Keith Jackson, was the 300th touchdown pass of Marino's career . . . He joined Fran Tarkenton (342 career TD passes) as the only quarterbacks in NFL history to reach that milestone, with John Elway (300 career TD passes) joining them in 1998 . . . Marino, who took 157 career games to throw for 300 TD passes, reached that plateau faster than Tarkenton (217 games) and Elway (234 games):

GAMES NEEDED FOR 300 TD PASSES

NAME	FIRST SEASON	BORN	DATE TO REACH 300 TD	GAMES TO REACH 300 TD	CAREER TD PASSES
DAN MARINO	1983	9/5/61	9/4/94	157	420
Fran Tarkenton	1961	2/3/40	11/14/76	217	342
John Elway	1983	6/28/60	11/27/98	234	300

When Marino threw for five touchdown passes on September 4, 1994 vs. New England, it was tied for the third highest single-game total in Dolphins history:

MOST SINGLE GAME TOUCHDOWN PASSES IN DOLPHINS HISTORY

PLAYER	DATE	OPPONENT	ATT.	COMP.	YARDS	TD	INT.	L.G.
1. Bob Griese	11/24/77	at St. Louis	23	15	207	6	1	37t
DAN MARINO	9/21/86	at N.Y. Jets	50	30	448	6	2	46t
3. DAN MARINO	9/2/84	at Washington	28	21	311	5	0	74
DAN MARINO	12/8/85	at Green Bay	44	30	345	5	1	61
DAN MARINO	12/14/86	at L.A. Rams	46	29	403	5	1	69t
DAN MARINO	11/27/88	at N.Y. Jets	35	17	353	5	0	80t
DAN MARINO	9/4/94	NEW ENGLAND	42	23	473	5	1	64t

In addition to that game, Marino had one other contest in 1994 when he threw for four or more touchdown passes, throwing four TD passes on Nov. 27th at the N.Y. Jets . . . All four of his TD passes in that Jets contest were caught by Mark Ingram, who tied the Dolphins single-game team records for most points, touchdowns, and touchdown receptions, all of which originally were set by Paul Warfield when he had four TD receptions on Dec. 15, 1973 vs. Detroit . . . When Marino threw for five touchdowns on September 4th vs. New England, it was the 18th time he threw for four or more touchdowns, breaking an NFL record he had shared with Johnny Unitas for most career games (17) throwing four or more touchdown passes . . . On Nov. 13th vs. Chicago, Marino's 11-yard touchdown pass to Keith Jackson was his 20th TD pass of the season, his 11th season throwing 20 or more touchdown passes . . . Marino finished the 1994 season with 30 touchdown passes, which is tied for the third highest single-season total of his career, surpassed only by his NFL record of 48 touchdown passes in 1984 and his 44 TD passes in 1986 (he also had 30 touchdown passes in 1985) . . . On Dec. 12th vs. Kansas City, Marino threw a four-yard touchdown pass to Irving Fryar, which was Marino's 30th touchdown pass of the season . . . It marked the fourth time in his career (1984-86, 94) he threw for 30 or more touchdowns, extending his own NFL record for most seasons throwing 30 or more touchdown passes, a record later broken by Brett Favre (1994-98) . . .

INTERCEPTIONS, SACKS AND RUSHING: Marino did not throw an interception in five games in 1994 (seven, including playoffs), and the Dolphins went 3-2 in those five games (4-3, including playoffs) . . . Overall including the post-season, Marino went the final five games of the 1994 season without throwing an interception (the last three regular season contests and the playoff games on December 31st vs. Kansas City and January 8th at San Diego), covering his last 169 pass attempts . . . On Nov. 6th at Indianapolis, Marino threw an interception to the Colts' Ray Buchanan, who returned it 28 yards for a touchdown . . . It was the first time Marino had an interception returned for a TD since Bobby Houston of the New York Jets returned a Marino interception for a touchdown on December 20, 1992 in Miami . . . Marino was not sacked in seven games in 1994 and the Dolphins went 6-1 in those contests . . . Marino was sacked four times on Nov. 20, 1994 at Pittsburgh, the most he was sacked in a game in 1994 . . . On Dec. 12th vs. Kansas City, Marino rushed for a four-yard touchdown, his only rushing touchdown of the 1994 season . . .

COMEBACKS: In 1994, Marino led the Dolphins to four fourth-quarter comebacks: On Nov. 27th in New York, when Marino was 15-18 for 164 yards and two touchdowns and no interceptions to lead the Dolphins back from a 24-14 deficit at the start of the fourth quarter to a 28-24 win (In addition, Marino brought the Dolphins back from an 18-point deficit in the third quarter (24-6), which tied for the second-best comeback in team history, along with an 18-point rebound on January 4, 1986 in an AFC Playoff contest against the Cleveland Browns in which the Dolphins came back from a 21-3 deficit to post a 24-21 win; the Dolphins had a club-record 24-point comeback on December 15, 1974 vs. New England, rebounding from a 24-0 deficit to a 34-27 victory); On Nov. 6th vs. Indianapolis, when Marino went 13-16 for 123 yards, one touchdown, and one interception in the fourth quarter to lead the Dolphins back from a 14-6 deficit at the start of the fourth quarter to a 22-21 win; On Oct. 16th vs. the L.A. Raiders, when Marino went 4-9 for 55 yards, one touchdown and no interceptions in the fourth quarter and overtime to lead the Dolphins back from a 17-10 deficit at the start of the fourth quarter to a 20-17 win in overtime; And on Sept. 4th vs. New England, when Marino went 8-13 for 179 yards, two touchdowns, and no interceptions to lead the Dolphins back from a 35-32 deficit in the fourth quarter to a 39-35 victory . . . His 179 yards passing in the fourth quarter of that game are the most yards passing for Marino in the fourth quarter in any of his fourth-quarter comeback wins . . .

PRO BOWL: Marino was named as the starting quarterback for the 1994 AFC Pro Bowl team, but he was not able to play in the game due to soreness in his Achilles' tendon . . . He joined four other Dolphins - tackle Richmond Webb, guard Keith Sims, wide receiver Irving Fryar, and inside linebacker Bryan Cox - to be selected to the AFC squad . . . It was Marino's eighth career Pro Bowl selection and his sixth selection as a starter . . .

HONORS: For the 1994 season, Marino was named as second-team All-NFL by the Associated Press, first team All-AFC by United Press International and Football News, the AFC Most Valuable Player by the National Football League Players Association, and AFC Comeback Player of the Year by the NFLPA . . . Marino won the AFC Offensive Player of the Week Award twice overall in 1994, once in the regular season and once in the playoffs . . . His regular season honor was for the week of Sept. 4-5, when he was selected as AFC Offensive Player of the Week as a result of his performance against the New England Patriots . . . In that game Marino was 23-42 for 473 yards, five touchdowns, one interception, and two sacks . . . His honor in the post-season came when he was named the NFL Offensive Player of the Week for the Week of December 31-January 1 following his performance in the AFC Wild Card Playoff Game vs. Kansas City on December 31st . . . In that contest, he went 22-29 for 257

yards, two touchdowns, no interceptions and one sack . . . With his two TD passes vs. the Chiefs, it marked the 11th consecutive post-season game that Marino had thrown a touchdown pass, setting a new NFL record . . . Marino won the Dolphins' Most Valuable Player Award in 1994 in balloting of South Florida media for the 11th year . . . Marino also won the Dolphins' Outstanding Offensive Back award, the tenth time he won that award (1983-90, 1992, 1994) . . . His ten years winning that award surpassed the former team high set by Larry Csonka (1970-74, 1979), who had won that award six times . . .

PLAYOFFS: In his two games in the 1994 playoffs, Marino was 46-67 (68.7%) for 519 yards, five touchdowns and no interceptions for a rating of 116.4 . . . In an AFC Divisional Playoff contest on January 8, 1995 at San Diego, Marino was 24-38 for 262 yards, three touchdowns and no interceptions . . . His three touchdown passes was tied for the third highest single-game total in Dolphins playoff history . . . In an AFC First Round Playoff Game vs. Kansas City on December 31, 1994, Marino went 22-29 for 257 yards, two touchdowns, no interceptions and one sack . . . His touchdown passes came on a one-yard pass to Ronnie Williams and a seven-yard pass to Irving Fryar . . . With his two TD passes vs. the Chiefs, it marked the 11th consecutive post-season game that Marino threw a touchdown pass, setting a new NFL record . . . Marino had been tied with ten consecutive post-season games with a TD pass along with Joe Montana (1988-93) and Ken Stabler (1973-77) . . . For his efforts in that Chiefs game, Marino was named as the NFL Offensive Player of the Week for the Week of December 31-January 1 . . . It was the second time Marino won AFC or NFL Offensive Player of the Week honors in 1994, having also won the award for the week of September 4-5 as a result of his performance against the New England Patriots . . . It also was the second time Marino won a post-season award, as he was named as NFL Offensive Player of the Week for the NFL First Round Playoff Games (January 5-6, 1990) following his performance on January 5, 1990 vs. Kansas City.

1993 - Played only five games and finished 91-150 (60.7%) for 1,218 yards, eight touchdowns, three interceptions, and seven sacks for a rating of 95.9 . . . Suffered a torn Achilles' tendon in his right leg in the second quarter at Cleveland on October 10th . . . Was operated on to repair that tendon on October 11, 1993 by Dolphins team physicians Dr. Dan Kanell and Dr. Peter Indelicato at Imperial Point Medical Center . . . Was placed on Injured Reserve on October 13, 1993 and missed the remainder of the season . . . The first game he missed because of his injury, on Oct. 24, 1993 vs. Indianapolis, broke his string of playing 145 straight games (excluding the three replacement contests in 1987), dating back to the start of the 1984 season . . . The last games he missed due to injury before that Colts contest were the final two games of the 1983 campaign . . . Started all four preseason games and was 38-71 (53.5%) for 542 yards, three touchdowns and one interception for a rating of 86.7 . . . In 1993 for the first time in his career, Marino did not finish among the conference and league leaders due to his Achilles' tendon injury that ended his season after five games . . . However, at the time of his injury (following the weekend of Oct. 10th), Marino ranked third in the AFC and fifth in the NFL in passer rating, fifth in the AFC and ninth in the NFL in pass attempts, third in the AFC and seventh in the NFL in completions, third in the AFC and fourth in the NFL in passing yards, and tied for second in the AFC and in the NFL in touchdown passes . . . With his 11-yard completion to Irving Fryar in the fourth quarter on September 12, 1993 vs. the N.Y. Jets, Marino went over the 40,000-yard passing mark for his career . . . He became only the fourth quarterback to pass for 40,000 yards and reached that milestone in 153 games, faster than any quarterback in NFL history:

GAMES NEEDED FOR 40,000 PASSING YARDS

NAME	FIRST SEASON	BORN	DATE TO REACH 40,000 YARDS	GAMES TO REACH 40,000 YARDS	CAREER PASS YARDS
DAN MARINO	1983	9/5/61	9/12/93	153	61,361
Warren Moon*	1984	11/18/56	11/5/95	165	49,117
Dan Fouts	1973	6/10/51	12/7/86	168	43,040
John Elway	1983	6/28/60	11/5/95	183	51,475
Joe Montana	1979	6/11/56	11/27/94	190	40,551
Johnny Unitas	1956	5/7/33	9/30/73	210	40,239
Fran Tarkenton	1961	2/3/40	10/24/76	214	47,003

* - active players

Limited to only five games in 1993, Marino threw for 1,218 yards, the lowest single-season figure of his career . . . Marino did not have a 400-yard or 300-yard passing game in 1993 . . . Marino's first touchdown pass at Indianapolis on September 5, 1993, a 40-yard toss to Keith Jackson, gave him 291 touchdown passes for his career, breaking his tie with Johnny Unitas and moving him into sole possession of second place on the NFL's all-time TD list . . . On October 4, 1993 vs. Washington, Marino threw an 80-yard touchdown pass to Tony Martin . . . It was tied for the third longest pass play in Marino's career and it was tied for the fourth longest play in Dolphins history . . . It also was the longest play by the Dolphins since Marino threw an 80-yard touchdown pass to Ferrell Edmunds on November 27, 1988 at the N.Y. Jets . . . Marino threw at least one touchdown pass in all five of his regular season games in 1993 . . . Marino did not throw an interception in two of his five games in 1993, and the Dolphins went 1-1 in those two contests . . . Marino was sacked seven times in his five games in 1993 . . . Marino was sacked four times on September 12, 1993 vs. the N.Y. Jets, the most he was sacked in a game in 1993 . . . It was the ninth time in his career he was sacked four or more times and was one sack shy of his single-game career high of five sacks . . . On September 26, 1993 at Buffalo, Marino scored on a four-yard touchdown run . . . It was the seventh time in the regular season (and eighth overall) that Marino rushed for a touchdown . . . In 1993, Marino led the Dolphins to one fourth quarter comeback win, on Sept. 5th at Indianapolis, from a 20-17 deficit to a 24-20 victory . . . Marino won the AFC Player of the Week Award once in 1993, for the week of September 26, 1993, when he was 20-32 for 282 yards, one touchdown, one interception, and one rushing touchdown in the Dolphins' 22-13 win at Buffalo over the Bills.

1992 – In 1992 he started all 16 games and was 330-554 (59.6%) for 4,116 yards, 24 touchdowns, 16 interceptions, and 28 sacks for a rating of 85.1 . . . Marino finished second in the AFC (behind Warren Moon's rating of 89.3) and seventh in the NFL in passing with a rating of 85.1 . . . He was first in the AFC and the NFL in pass attempts (554), first in the AFC and the NFL in completions (330), first in the AFC and the NFL in passing yards (4,116), and was first in the AFC and second in the NFL in touchdown passes (24) . . . Marino's league-leading 554 pass attempts marked the fourth time in his NFL career that he led the NFL in pass attempts during a season . . . Marino's league-leading 330 pass completions marked the fifth time in his NFL career that he led the NFL in pass completions . . . On Nov. 16, 1992 vs. Buffalo, Marino completed the 3,000th pass of his career, joining Dan Fouts (3,297) and Fran Tarkenton (3,686) as the only quarterbacks to complete 3,000 passes . . . On Nov. 16, 1992 vs. Buffalo, Marino opened the game by completing his first 11 pass attempts, and coupled with his four consecutive completions at the end of his previous contest, on Nov. 8th at Indianapolis, his 15 straight completions set a new personal high as well as a new Dolphins team record for most consecutive completions . . . The previous Dolphins record was 13 straight completions, set by Earl Morrall on December 1, 1975 against New England:

MIAMI DOLPHINS CONSECUTIVE COMPLETION HIGHS

NAME	DATE	OPPONENT	CONSECUTIVE COMPLETIONS
DAN MARINO	11/8/92-11/16/92	INDIANAPOLIS/BUFFALO	15
DAN MARINO	11/17/96-11/25/96	HOUSTON/PITTSBURGH	14
DAN MARINO	11/10/96	INDIANAPOLIS	13
Earl Morrall	12/1/75	New England	13
Don Strock	1/2/82	San Diego	12
DAN MARINO	1/5/91-1/12/91*	KANSAS CITY/BUFFALO	11

* - playoff games

Marino threw for 4,116 yards in 1992, the fifth season he threw for 4,000 or more yards, extending his own NFL record for most seasons passing for 4,000 yards . . . In addition, in the Houston contest on Nov. 22, 1992, Marino also extended his own NFL record for most consecutive 3,000 yard seasons to nine seasons (1984-92) . . . Marino's league-leading 4,116 passing yards marked the fifth time in his NFL career that he led the NFL in passing yards during a season . . . Marino had three 300-yard games in 1992, on November 16th vs. Buffalo (321 yards), October 25th vs. Indianapolis (355 yards) and on September 14th at Cleveland (322 yards) and the Dolphins were 1-2 in those contests . . . Marino's two touchdown passes on Dec. 20, 1992 vs. the N.Y. Jets gave him 290 touchdown passes for his career, tying him with Johnny Unitas for second place on the NFL's all-time TD list . . . He passed for four

touchdowns on October 18th against New England, tying him with Johnny Unitas for the NFL record of 17 career four-touchdown passing games . . . It was his first four-TD game since he threw four touchdown passes on December 12, 1988 against the Cleveland Browns . . . In addition to his four TD passes against the Patriots, Marino threw for three touchdown passes one other time in 1992, on October 4th at Buffalo . . . On Nov. 22, 1992 vs. Houston, Marino threw his 20th touchdown pass of the season, extending his NFL record of most seasons with 20 or more touchdown passes to ten seasons (1983-92) . . . Had five games in 1992 (six, including post-season play) without throwing an interception, and the Dolphins went 3-2 in those contests (4-2 including playoffs) . . . He threw three interceptions in 1992 that were returned for touchdowns: Bobby Houston of the N.Y. Jets on Dec. 20th, Eddie Anderson of the L.A. Raiders on Dec. 14th, and Vince Buck of the Saints on Nov. 29th . . . Anderson returned his Marino interception 102 yards for a touchdown, accounting for the Raiders' only score of the game . . . His 102-yard return was tied for the third longest interception return in NFL history and was the longest INT return against the Dolphins in club history . . . Marino was sacked 28 times in 1992, the highest single-season sack total of his career, surpassing his 27 sacks in 1991 . . . Marino had two games in the regular season (Oct. 4th at Buffalo and Sept. 20th vs. L.A. Rams) and one in the playoffs (Jan. 10th vs. San Diego) in 1992 in which he was not sacked . . . On Nov. 29th at New Orleans, Marino was sacked five times, the most he was sacked in a single-game in his career (his previous high had been four sacks six different games, including the previous two contests) . . . It was the third straight game (including Nov. 22nd vs. Houston and Nov. 16th vs. Buffalo) that Marino was sacked four or more times, and he was sacked a total of 13 times in those three games . . . One of Marino's five sacks on Nov. 29th at New Orleans resulted in a defensive touchdown when he fumbled after being sacked by Pat Swilling and the fumble was returned 28 yards for a touchdown by Robert Goff . . . It was the first time that Marino lost a fumble after a sack that was returned for a touchdown since Nov. 18, 1991 vs. Buffalo when Cornelius Bennett sacked Marino and returned his fumble six yards for a touchdown . . . When he was sacked in the end zone by Marvin Washington for a safety on Nov. 1st at the N.Y. Jets, it marked the first time in Marino's career he was sacked for a safety . . . Marino finished third on the Dolphins in rushing in 1992 with 66 yards on 20 carries, an average of 3.3 yards per rush . . . His 66 yards rushing was greater than his career rushing total (43 yards) that he accumulated heading into the 1992 season, and also had his single-season career rushing best, surpassing his previous single-season rushing high, which he set in his rookie year of 1983 when he ran for 45 yards on 28 carries . . . Marino had to leave a game twice in 1992 due to injuries . . . He missed one snap on Dec. 27th at New England due to a twisted knee . . . Marino suffered a mild concussion late in the fourth quarter on September 27th at Seattle, forcing him to miss one snap in Miami's game-winning drive (Scott Mitchell completed a key 18-yard pass on third down in his place) before returning to throw the winning 15-yard touchdown pass to Fred Banks on his third play back, and then also missed the next series when Mitchell ran out the clock to preserve the victory . . . It was the first time Marino was forced to miss a snap due to an injury since November 26, 1989 vs. Pittsburgh, when he suffered a contusion of his right AC joint (located in his shoulder), forcing him to leave that game for good with seven minutes left in the fourth quarter . . . In 1992, Marino led the Dolphins to six fourth quarter comebacks, Dec. 27th at New England (from 6-13 to 16-13), on Dec. 20th vs. N.Y. Jets (from 16-17 to 19-17), Nov. 22nd vs. Houston (from 13-16 to 19-16), October 11th vs. Atlanta (from 14-17 to 21-17), on September 27th at Seattle (from 12-17 to 19-17), and on September 14th at Cleveland (from 20-23 to 27-23) . . . In his two games in the 1992 playoffs Marino was 39-74 (52.7%) for 435 yards, four touchdowns, two interceptions, and four sacks for a 77.3 rating . . . In the AFC title game vs. Buffalo on January 17, 1993, Marino was 22-45 for 268 yards, one touchdown, two interceptions, and four sacks . . . In first playoff game in 1992, on January 10, 1993, vs. San Diego, Marino was 17-29 for 167 yards, three touchdowns, and no interceptions or sacks . . . His three touchdown passes is tied for the third best single-game mark in Dolphins playoff history . . . Marino was named as the starting quarterback on the 1992 AFC Pro Bowl team . . . He joined three other Dolphins who were named as starters on the AFC Pro Bowl squad: offensive lineman Richmond Webb, outside linebacker Bryan Cox, and tight end Keith Jackson (who missed the game due to injury) . . . It was Marino's seventh career Pro Bowl selection and his fifth selection as a starter . . . League-wide in 1992, Marino was named to the All-AFC first team by Football News and United Press International and was named second-team All-Pro by College and Pro Football Newsweekly and Newspaper Enterprise Association . . . Marino won the Dolphins' Most Valuable Player Award in 1992 in balloting of South Florida media for the tenth straight year . . . He also won the Dolphins' Outstanding Offensive Back award, the ninth time he won that award.

1991 – In 1991 Marino started all 16 games and was 318-549 (57.9%) for 3,970 yards, 25 touchdowns and 13 interceptions for a rating of 85.8 . . . In his first eight games of the year,

Marino was 142-260 (54.6%) with 1,811 yards (an average of 226 yards per game), eight touchdowns and six interceptions, with the Dolphins going 3-5 . . . In his last eight games, Marino was 176-289 (60.1%) for 2,159 yards (an average of 270 yards per game), 17 touchdowns and seven interceptions, and the Dolphins were 5-3 in those contests . . . He threw 16 touchdown passes in his last seven games . . . Underwent arthroscopic surgery (performed by Dr. Dan Kanell) to repair loose cartilage in his left knee on December 26, 1991 . . . Marino finished third in the AFC and seventh in the NFL in passing with a rating of 85.8 . . . Was second in the AFC and the NFL in passing yards with 3,970 yards, was second in the AFC and fourth in the NFL in touchdown passes with 25, was second in the AFC and the NFL in completions with 318, and was second in the AFC and the NFL in attempts with 549 . . . With 3,970 yards passing in 1991, Marino missed by 30 yards passing to reach the 4,000-yard passing mark . . . On Dec. 1, 1991 vs. Tampa Bay, Marino went over 3,000 yards passing for the season, and he became the first quarterback in NFL history to throw for 3,000 or more yards in eight seasons (1984-91) . . . Before setting that NFL record, he had been tied with Joe Montana (1981, 1983-85, 1987, 1989-90) for the previous record of seven 3,000-yard seasons . . . Marino did not throw for 400 or more yards in any game in 1991 . . . Marino threw for 300 or more yards three times in 1991: on Oct. 6th at New England (321 yards), on Nov. 18th vs. Buffalo (326 yards), and on Dec. 1st vs. Tampa Bay (307 yards) . . . Marino threw at least one touchdown pass in 13 of his 16 regular season games in 1991 . . . The three games in 1991 where Marino failed to throw a touchdown pass came in a 42-7 loss at Kansas City on Oct. 13th, a 16-13 win vs. Green Bay on September 22nd and in a 17-14 loss at Detroit on September 15th . . . The games against Green Bay and Detroit marked only the second time in his career he failed to throw a touchdown pass in back-to-back games . . . Those back-to-back touchdown-less games against the Packers and Lions comprised the bulk of a streak of nine consecutive quarters that Marino did not throw a touchdown pass . . . The streak ran from the first quarter of the game on September 15th at Detroit through the first quarter of the game on September 29th at N.Y. Jets, covering two full games and the first quarter of a third, before ending when Marino threw a TD pass to Mark Clayton on the first play of the second quarter on Sept 29th at N.Y. Jets . . . Marino threw for three touchdown passes in four games in 1991: On Sept. 1st at Buffalo, Nov. 10th vs. New England, Dec. 9th vs. Cincinnati, and Dec. 15th at San Diego . . . On Dec. 9, 1991 vs. Cincinnati, Marino threw his 20th touchdown pass of the season, marking the ninth time in his nine-year career he threw for 20 or more touchdowns passes in a season . . . He became the first quarterback in NFL history to throw 20 or more touchdown passes nine different times . . . He and Johnny Unitas had been tied for the old record as the only NFL quarterbacks ever to throw 20 or more touchdowns in eight different seasons before Marino broke that mark with his ninth season of 20 or more touchdown passes; Marino accomplished his record-setting feat in his first nine seasons in the league, while Unitas played 18 seasons in the NFL . . . Marino threw 13 interceptions in 1991, tied for the fourth lowest total of his career (in a full season) . . . His three interceptions Oct. 20th at Houston was his 1991 single-game high, and it was the first time he threw three or more interceptions since he had three INTs on September 9, 1990 at New England . . . Had seven games in 1991 without throwing an interception, and the Dolphins went 4-3 in those contests . . . Marino was sacked 27 times for 182 yards in losses in 1991, the second highest total of his career, surpassed only by his 28 sacks in 1992 . . . Overall in 1991, Marino and Scott Secules (one sack), were sacked 28 times, which tied the Dolphins for seventh place in the NFL for the fewest quarterback sacks allowed . . . It ended a streak of nine consecutive seasons that the Dolphins allowed the fewest sacks in the league, including the first eight years of Marino's career . . . On Dec. 15th at San Diego, he was sacked by the Chargers' Leslie O'Neal in the fourth quarter, forcing Marino to fumble and the Chargers recovered on the Dolphins' 13-yard line . . . San Diego went in to score a touchdown to give them a 24-23 lead that they did not relinquish . . . On Nov. 18th vs. Buffalo, he was sacked for a nine-yard loss by Cornelius Bennett, forcing Marino to fumble . . . Bennett recovered the fumble and returned it six yards for a touchdown . . . Had one touchdown rushing in 1991, coming on a 10-yard scramble on Dec. 15th at San Diego . . . It was the longest touchdown run of his career . . . Was named as a reserve quarterback on the AFC Pro Bowl team in 1991, his sixth career Pro Bowl selection but he was unable to play in the game due to his recovery from arthroscopic knee surgery . . . His selection broke a three-year streak (1988-90) in which he did not make the Pro Bowl . . . Marino was named as the AFC's Offensive Player of the Week for December 1-2 after going 20-32 for 307 yards, two touchdowns and no interceptions in Dolphins' 33-14 victory over Tampa Bay . . . In that game, Marino went over 3,000 passing yards for the eighth time in his career to set an NFL record for most 3,000 yard seasons, and he also extended his own NFL record to eight consecutive 3,000 yard seasons (1984-91) . . . Marino won the Dolphins' Most Valuable Player Award in 1991 in balloting of South Florida media for the ninth straight year.

1990 – Was 306-531 (57.6%) for 3,563 yards, 21 touchdowns, 11 interceptions, 15 sacks and a final rating of 82.6 . . . His 21 touchdown passes was the fourth fewest of his career in a full season, but his 11 interceptions also was the third fewest of his career in a full season (behind his six INTs as a rookie in 1983 and his nine interceptions in 1996) . . . His 6.71 average yards per gain was the second lowest among the top twenty quarterbacks in the NFL (by rating) and had only five completions of 40 or more yards . . . In his final ten games, Marino was 195-340 (57.4%) for 2,334 yards, 15 touchdowns, and four interceptions, a rating of 88.3 . . . Marino finished fifth in the AFC and eighth in the NFL in passing with a rating of 82.6 . . . His 531 attempts were second in the AFC and third in the NFL, his 306 completions were second in the AFC and fourth in the NFL, his 3,563 passing yards were second in the AFC and fourth in the NFL, his 21 touchdown passes were fifth in the AFC and eighth in the NFL, and his 2.1 interception percentage was second lowest in the AFC and fourth in the NFL . . . Marino's 13-yard completion to Jim Jensen in the second quarter on Nov. 25, 1990 at Cleveland gave Marino over 30,000 career yards passing, becoming the 11th quarterback in NFL history to throw for 30,000 yards . . . Marino reached the 30,000 yard mark in 114 career regular season games, reaching that milestone faster than any QB in league history . . . The previous record for fastest to reach 30,000 yards was 131 games by former San Diego Charger QB Dan Fouts, although Warren Moon later reached that plateau in 125 games in 1992:

GAMES NEEDED FOR 30,000 PASSING YARDS

NAME	FIRST SEASON	BORN	DATE TO REACH 30,000 YARDS	GAMES TO REACH 30,000 YARDS	CAREER PASS YARDS
DAN MARINO	1983	9/5/61	11/25/90	114	61,361
Warren Moon*	1984	11/18/56	11/15/92	125	49,117
Brett Favre*	1991	10/10/69	12/12/99	126	30,894
Dan Fouts	1973	6/10/51	12/11/83	131	43,040
Jim Everett	1986	1/3/63	11/19/95	134	34,937
Jim Kelly	1986	2/14/60	9/17/95	135	35,467
Johnny Unitas	1956	5/7/33	9/24/67	141	40,239
Dave Krieg	1980	10/20/58	11/14/93	143	38,151
John Elway	1983	6/28/60	12/20/92	144	51,475
Phil Simms	1979	11/3/55	9/13/92	146	33,462
Joe Montana	1979	6/11/56	11/19/89	147	40,551
Boomer Esiason	1984	4/7/61	9/25/94	147	37,920
Vinny Testaverde*	1987	11/13/63	10/19/98	148	32,575
Steve Young	1985	10/11/61	10/11/98	156	33,124
Fran Tarkenton	1961	2/3/40	11/12/72	162	47,003
Ken Anderson	1971	2/15/49	11/28/83	167	32,838
Jim Hart	1966	4/29/44	9/21/80	168	34,665
Norm Snead	1961	7/31/39	10/26/75	172	30,797
John Hadl	1962	2/15/40	11/17/74	177	33,513
Steve DeBerg	1978	1/19/54	10/28/91	177	34,241
John Brodie	1957	8/14/35	10/8/72	184	31,548
Sonny Jurgensen	1957	8/23/34	10/22/72	189	32,224

* – active players

Did not throw for 400 or more yards in any game in 1990, but did have two 300-yard efforts, on Dec. 9th vs. Philadelphia (365 yards), and in the AFC Divisional Playoff Game on Jan. 12th at Buffalo (323 yards) . . . Marino had a span of 99 straight pass attempts without throwing an interception, from the first quarter on Oct. 18th vs. New England to the second quarter on Nov. 11th at the N.Y. Jets . . . After throwing an interception in that Jets contest, then went another 91 pass attempts until his next interception, in the first quarter on Dec. 2nd at Washington . . . Overall during that entire span, starting on Oct. 18th and ending on Dec. 2nd (covering five full games and parts of two others), he had 191 pass attempts and threw just one interception . . . Marino was sacked an NFL-low 15 times in 1990 for 90 yards in losses . . . Overall, Dolphins quarterbacks were sacked 16 times in 1990, the ninth year in a row that the Dolphins allowed the fewest sacks in the league (a streak that ended in 1991), including each of Marino's first eight years with the club . . . Marino had one carry for 14 yards to lead the Dolphins in rushing on Nov. 19, 1990 vs. the L.A. Raiders . . . It was the first time in his career that he led the Dolphins in rushing in a single game . . . Marino scored one touchdown rushing, coming on a two-yard run

in the Divisional Playoff game at Buffalo on January 12th . . . In the 1990 regular season, Marino led the Dolphins back in the final period at New England (from 20-24 to 27-24), vs. the N.Y. Jets (from 13-16 to 20-16) and vs. the Philadelphia Eagles (10-20 to 23-20 in overtime) . . . In Miami's 17-16 playoff win over the Kansas City Chiefs on January 15, 1991, Marino led the Dolphins back from a 16-3 fourth quarter deficit by completing all eight of his pass attempts for 101 yards and a pair of scores . . . Marino's rally from the 13-point deficit against the Chiefs was the largest fourth-quarter comeback of his career; prior to the Chiefs game, Marino's largest comeback was 11 points (17-28 to 31-28) against the San Diego Chargers on October 16, 1988 . . . In his two playoff games in 1990, Marino was 42-79 (53.2%) for 544 yards, five touchdowns and two interceptions, a rating of 85.6 . . . In the playoffs, Marino had a string of 11 straight pass completions over a two-game stretch . . . Completed his last ten pass attempts against Kansas City Chiefs in an AFC First Round Playoff game on Jan. 5th, going 10-10 for 130 yards and two touchdowns (including 8-8 for 101 yards and two TDs in final quarter), and in the next game, in an AFC Divisional Playoff game on Jan. 12th at Buffalo, hit on his first pass attempt before throwing an incompletion . . . Marino's 11 consecutive pass completions is the fourth-longest streak in team history and the longest in Dolphins postseason history . . . Marino was named AFC Offensive Player of the Week for December 9-10 after going 27-54 for 365 yards, two touchdowns, and no interceptions in 23-20 overtime win over the Eagles . . . Also was named NFL Player of the Week for the First Round Playoff games (January 5-6) after going 19-30 for 221 yards, two touchdowns, and no interceptions in Miami's 17-16 win over the Chiefs . . . Marino won the Dolphins' Most Valuable Player Award in 1990 in balloting of South Florida media for the eighth straight year . . . Marino also was voted the Dolphins' Outstanding Offensive Back by the media for the eighth consecutive year.

1989 – In 1989, was 308-550 for 3,997 yards with 24 touchdowns and 22 interceptions . . . Had a quarterback rating of 76.9, finishing fifth in the AFC and 11th in the NFL in passing . . . Reached the 100-games played plateau on Dec. 3rd at Kansas City . . . Was named AFC Offensive Player of the Week for the week ending September 18th after going 17-28 for 226 yards, three touchdowns (including his 200th career TD pass) and three INTs on September 17th in New England to lead Miami to a 24-10 win over the Patriots . . . Marino finished first in the AFC and third in the NFL (behind Don Majkowski's 4,318 yards and Jim Everett's 4,310 yards) in passing yardage (3,997), first in the AFC and second in the NFL (behind Majkowski's 599) in attempts (550), first in the AFC and second in the NFL (behind Majkowski's 353) in completions (308), third in the AFC and sixth in the NFL in touchdown passes (24), and first in the AFC and tied for first in the NFL (with Vinny Testaverde) in interceptions (22) . . . Marino's 11-yard completion to Mark Duper in the second quarter vs. Cleveland on Oct. 8th put him over 25,000 career yards passing, becoming the 25th player in NFL history to reach the 25,000 yards passing milestone . . . With 3,997 yards passing in 1989, Marino missed his fifth 4,000-yard season by three yards . . . Marino went over the 3,000 yards passing mark on Dec. 3rd at Kansas City, his sixth straight 3,000-yard season . . . Threw for 400 yards once in 1989, accumulating 427 yards passing against the Jets on Sept. 24th, the most yards passing by an AFC quarterback in 1989 . . . Marino threw for 300 or more yards five times in 1989: Dec. 24th vs. Kansas City (339 yards), Dec. 10th vs. New England (300 yards), Nov. 12th at N.Y. Jets (359 yards), Oct. 22nd vs. Green Bay (333 yards), and on Sept. 24th vs. the Jets (427 yards) . . . Marino's five 300-yard games tied him for second with Washington's Mark Rypien for the most 300-yard games in the NFL in 1989, surpassed only by Green Bay's Don Majkowski, who had six 300-yard games . . . His 10-yard touchdown pass to Jim Jensen with 7:15 elapsed in the second quarter on September 17th at New England, was the 200th TD pass of his career, and he became the 13th player in NFL history to throw 200 TD passes . . . Marino reached that plateau faster than any quarterback in NFL history; Johnny Unitas, the former record-holder, threw for his 200th touchdown in the 121st game of his career, (later surpassed by Brett Favre's 107 games) while Marino threw his 200th career TD pass in his 89th career game (covering 3,152 pass attempts):

GAMES NEEDED FOR 200 TD PASSES

NAME	FIRST SEASON	BORN	DATE TO REACH 200 TD	GAMES TO REACH 200 TD	PASSES TO REACH 200 TD	CAREER TD PASS
DAN MARINO	1983	9/15/61	9/17/89	89	3,152	420
Brett Favre	1991	10/10/69	11/15/98	107	3,545	235
Johnny Unitas	1956	5/7/33	10/31/65	121	*3,040	290
Jim Kelly	1986	2/14/60	12/11/94	132	3,920	237
Dave Krieg	1980	10/28/58	10/11/92	135	3,722	261
Fran Tarkenton	1961	2/3/40	11/29/70	137	*3,329	342
Joe Montana	1979	6/11/56	10/8/89	143	3,835	273
Dan Fouts	1973	6/10/51	11/18/84	143	4,245	254
Warren Moon	1984	11/18/56	9/25/94	145	4,662	290
Jim Everett	1986	1/3/63	11/10/96	149	4,712	203
Boomer Esiason	1984	4/17/61	11/6/94	151	4,063	247
John Hadl	1962	2/15/40	12/3/72	152	*3,558	244
Len Dawson	1957	6/20/35	10/18/71	153	*2,756	239
Steve Young	1985	10/11/61	9/27/98	154	3,628	232
Sonny Jurgensen	1957	8/23/34	10/26/69	156	*3,239	255
Vinny Testaverde	1987	11/13/63	12/19/68	158	4,565	205
Terry Bradshaw	1970	9/2/48	11/21/82	161	3,737	212
Y.A. Tittle	1950	10/24/26	12/15/63	164	*3,517	212
Roman Gabriel	1962	8/5/40	11/21/76	167	4,406	201
John Elway	1983	6/28/66	10/10/95	176	5,444	300
John Brodie	1957	8/14/35	12/19/71	180	*4,170	214
Jim Hart	1966	4/29/44	10/25/80	187	4,879	209
George Blanda	1949	9/17/27	9/10/66	202	*3,526	236

* – estimated

Threw 22 interceptions in 1989, and his +2 touchdown to interception differential (24 TD passes, 22 interceptions) was the lowest of his career . . . Marino was sacked an NFL-low ten times in 1989 for a total of 86 yards in losses . . . When Bills NT Jeff Wright tackled Marino for an 11-yard loss on Oct. 29th, it stopped the Dolphins' NFL record of 19 consecutive games (the last 12 games in 1988 and the first seven in 1989) without allowing a quarterback sack, covering 775 total passes, including 759 attempts by Marino (as well as 11 by Ron Jaworski, three by Scott Secules, and one each by Troy Stradford and Jim Jensen) . . . The last time Marino had been sacked prior to the Bills game was on September 25, 1988 at Indianapolis, when he was sacked by Duane Bickett of the Colts in the third quarter of that game . . . Had two rushing touchdowns in 1989, on Oct. 15th vs. Cincinnati and on Dec. 10th vs. New England . . . They were the fourth and fifth rushing TDs of his career . . . His TD against the Bengals came on a one-yard bootleg with 6:42 elapsed in the third quarter . . . It was his first rushing touchdown since December 7, 1987 vs. the N.Y. Jets in Miami . . . In 1989, Marino (who already held the Dolphins team record for touchdown passes entering the season) broke Bob Griese's club career records in attempts, completions, and yards . . . On Sept. 24th against the Jets, Marino broke Griese's team record of 1,926 completions and on Oct. 8th vs. Browns, his 20-yard pass to Fred Banks in overtime broke Griese's team record of 25,092 career passing yards . . . Griese played 14 NFL seasons (1967-80), while Marino was finishing his seventh year in the league . . . Was 8-16 for 128 yards, one touchdown and no interceptions Nov. 26th vs. Pittsburgh . . . His eight completions and his 16 pass attempts at the time were both the second-lowest single-game figures of his career . . . Suffered a contusion of his right AC joint (located in the shoulder) in the second quarter on a hit by Carnell Lake, forcing him to leave the game for good with seven minutes left in the third quarter . . . It was the first time Marino was forced to leave a game due to an injury since he suffered a left knee sprain in the fourth quarter at Houston on December 4, 1983.

1988 – Was 354-606 for 4,434 yards with 28 touchdowns and 23 interceptions . . . Was sacked six times for 31 yards lost . . . Had a passing efficiency rating of 80.8, finishing fifth in the AFC and tenth in the NFL in passing . . . Led the NFL in attempts (606), completions (354), and yards (4,434), and finished tied for second in the NFL (and tied for first in the AFC with Cincinnati's Boomer Esiason) in touchdown passes (28), behind the Rams' Jim Everett (31) . . . Also finished second in the NFL (and first in the AFC) in interceptions (23), behind Tampa

Bay's Vinny Testaverde (35) . . . Threw for over 400 yards twice (521 yards vs. Jets on October 23rd and 404 yards vs. Cleveland on Monday, December 12th), and his 521 yards passing vs. Jets on October 23rd was the highest yardage figure by a QB in 1988 and not only was a new Dolphins single-game record, but it also is the fourth highest single game passing yardage total by a QB in NFL history:

TOP FIVE PASSING YARDAGE GAMES IN NFL HISTORY

PLAYER	ATT-COM	YARDS	TDs	RESULT/OPPONENT	DATE
Norm Van Brocklin, Rams	41-27	554	5 TDs	Won vs. N.Y. Yanks	9/28/51
Warren Moon, Houston	45-27	527	3 TDs	Won vs. K.C.	12/16/90
Boomer Esiason, Arizona	59-35	522	3 TDs	Won vs. Wash.	11/10/96
DAN MARINO, MIAMI	60-35	521	3 TDs	Lost vs. N.Y. Jets	10/23/88
Phil Simms, Giants	62-40	513	1 TD	Lost vs. Cin.	10/13/85

In that October 23rd game vs. the Jets, Marino also set a team record with 60 attempts (completing 35) and tied a team record with five interceptions . . . It was his first-ever game of five interceptions; his previous high had been four interceptions, twice (vs. San Francisco on November 28, 1986, and vs. Atlanta on November 30, 1986) . . . Had two games of four or more touchdown passes: November 27th at Jets (five TD passes) and December 12th vs. Cleveland (four TDs) . . . His five-TD game at the Jets was the fifth five-plus TD game of his career and his first since December 14, 1986 . . . Marino's first TD pass on December 12th vs. Cleveland was his 193rd career TD pass, breaking Bob Griese's Dolphins team record of 192 career touchdown passes . . . Had a ratio of one sack every 101 pass attempts (606 attempts/six sacks) . . . Was not sacked in his last 12 games, with his last sack coming on September 25th at Indianapolis . . . Carried the ball 20 times for minus-17 yards . . . Made the first opposition fumble recovery of his career on December 12th vs. Cleveland . . . Had three sub-50 percent completion percentage games (September 4th at Chicago, October 9th at the Raiders, and November 27th at the Jets) . . . Became the 45th quarterback in NFL history to go over 20,000 career yards passing, reaching that milestone September 18th vs. Green Bay . . . With his 4,434 yards passing, Marino went over 4,000 yards in a season for the fourth time . . . Enjoyed the finest game percentage wise (81.3) of his career on December 4th vs. Indianapolis, hitting on 26 of 32 passes for 304 yards and three TDs with only one interception . . . Threw an 80-yard touchdown pass to tight end Ferrell Edmunds at the Jets on November 27th, the longest pass play of the season and tied for the fourth longest pass play in Dolphins history . . . On September 25th at Indianapolis, Marino was sacked four times for only the third time in his career . . . Against the Bears at Chicago on September 4th, had a then-career low nine completions, while his 113 yards passing was the third lowest figure of his career.

1987 – Led AFC in attempts (444) and completions (263) . . . Was second in NFL in attempts behind Neil Lomax (463) and third in completions behind Lomax and Montana (266) . . . Finished second in AFC in passing with an 89.2 rating behind Bernie Kosar (95.4) . . . Placed fourth in league passer rating . . . Was behind Boomer Esiason (3,321) in AFC passing yards with 3,245 yards . . . Led AFC in touchdowns with 26 (Montana topped league with 31) . . . Did not play in three replacement games, breaking his string of 50 straight starts . . . Had a streak of 30 consecutive games with at least one TD pass stopped at Buffalo on November 29th, marking the end of the second-longest string in NFL history behind Johnny Unitas' 47 straight games with a TD pass.

1986 – Led AFC in passer rating (92.5); second in league to Tommy Kramer (92.6) . . . Only QB in league to throw TD pass in every game in '86 . . . Threw for 4,746 yards, the third-highest total in NFL history . . . Threw 44 TDs in '86, the second-highest total ever behind his own 48 . . . Set an NFL record of three consecutive seasons throwing for 30 or more touchdown passes (a record Brett Favre broke in 1997) . . . At one point, had 103 straight pass attempts without interception . . . Was named AFC Offensive Player of the Week following week 15 (OT win over Rams in Anaheim) when he hit on 29 of 46 passes for 403 yards and five TDs, including a 20-yard toss to Mark Duper in OT for the win . . . Tabbed as AFC's Player of the Month for November when in five games he completed 122 of 198 passes (61.6%) for 1,510 yards (302 per-game average) and 16 TDs . . . Had longest pass completion in league (85 yards for TD to Duper vs. Houston, 11/2/86) . . . Tied team record, set personal high with six TD passes versus Jets (9/21/86) . . . With his second touchdown pass on September 7th at San Diego, he set an NFL record for 100 career TD passes in the fewest amount of games to start a career, reaching that milestone in his 44th contest, breaking the previous mark (53 games) held by Johnny Unitas . . . Went over 15,000 yards passing in career versus Atlanta

(11/30/86) . . . For first time in career, threw four INTs in a game; did it twice, vs. 49ers (9/28) and Atlanta (11/30).

1985 – Finished fourth in AFC in passing; fifth in league . . . Led league in yards (4,137), completions (336) and touchdowns (30) . . . Was second in AFC in attempts behind John Elway (605) . . . Threw for over 300 yards six times; Dolphins won all six games . . . Was 45 of 93 for 486 yards, three TDs and three INTs in two playoff games.

1984 – Had sensational season in '84; named in nationwide poll by CBS and The New York Times as the most popular pro football player in America despite second-year status . . . Led NFL in attempts (564), completions (362), yards (5,084), average gain per pass attempt (9.0), percentage of TDs per attempt (8.5), TDs (48) and rating (108.9) . . . His yards, TDs and completions were new NFL records . . . His completions record was later broken by Warren Moon in 1991 . . . Marino's 48 touchdowns are more than 25 of Miami's 26 other quarterbacks have thrown in their Dolphin careers . . . Only Bob Griese (192) threw for more touchdowns in his career than Marino recorded in 1984 . . . In addition, Marino's 5,084 yards in 1984 are more than 24 of those quarterbacks threw in their Dolphin careers, surpassed only by Griese (25,092 yards) and David Woodley (5,928) . . . Threw four TDs versus Patriots (10/21), breaking Bob Griese's single-season team record for TD passes in just eight games . . . In game number nine, broke Griese's seasonal team mark for passing yards that was set in '68 . . . Set AFC Championship game records by throwing for 421 yards and four TDs in 45-28 win over Pittsburgh on 1/6/85 . . . In Super Bowl XIX, completed 29 of 50 pass attempts for 318 yards and one TD.

1983 – Enjoyed unparalleled success for first-year QB in '83 . . . Named Rookie of the Year and was first rookie QB named to start in Pro Bowl . . . Amazingly, accumulated all stats and honors despite playing only the equivalent of 10 games . . . Miniscule interception rate of 2.0 shattered Bob Griese's '71 team record of 3.4 . . . Led AFC in passing with 96.0 rating; first rookie QB since 1970 league merger to lead a conference in passing (fifth in NFL history) . . . Third in league behind Steve Bartkowski (97.6) and Joe Theismann (97.0) . . . Tied for fourth in AFC in TDs with 20 . . . In relief appearance against Raiders (9/19), engineered TD drives on first two possessions as an NFL quarterback . . . Made first start in overtime loss to Buffalo (10/9) and was 19 of 29 for 322 yards and three TDs . . . At one point, threw 95 passes without an INT and tossed just three in 242 attempts . . . First play as an NFL QB was a sideline pass completion thrown to Mark Duper for nine yards at the Raiders (9/19) . . . Marino's first NFL TD came at the end of his first drive in the league: a six-yarder to TE Joe Rose . . . Marino's first NFL INT came in New Orleans (10/2) as Reggie Lewis returned it 27 yards for a TD . . . Suffered left knee sprain in fourth quarter at Houston (12/4) and missed last two regular-season games (Strock quarterbacked Dolphins to wins in both) . . . With knee brace, returned to complete 15 of 25 in playoff loss to Seattle . . . First-round draft choice (27th overall and sixth QB, behind John Elway, Todd Blackledge, Jim Kelly, Tony Eason, and Ken O'Brien) of Miami in 1983.

COLLEGE

Had record-setting career at University of Pittsburgh from 1979-82 . . . In four seasons at Pitt, completed 693 of 1,204 passes (57.5) for 8,597 yards, 79 touchdowns and 69 interceptions . . . Graduated as Panthers' record-holder in passing yards for season (2,876 in 1981) and career (8,597); in passes attempted and completed for season (226 of 380 in 1981) and career (693 of 1,204), and in touchdown passes for season (37 in 1981) and career (79) . . . Graduated as school's all-time total offense leader with 8,290 yards compared to 6,526 of runner-up Tony Dorsett (Dallas/Denver) . . . Along with Dorsett, Hugh Green (Tampa Bay/Miami) and Bill Fralic (Atlanta) is one of only four players to have Pitt jersey retired . . . Finished college career ranked on NCAA all-time lists as fifth in passing yardage, fourth in completions and fourth in TD passes . . . During tenure at hometown school, Panthers posted records of 11-1, 11-1, 11-1 and 9-3, including four bowl appearances (Fiesta, Gator, Sugar and Cotton) . . . In senior season, stats show 221 completions in 378 attempts (58.4) for 2,432 yards, 17 TDs and 23 interceptions, including Pitt's 7-3 Cotton Bowl loss to SMU . . . Earned All-America honors as a junior and finished fourth in Heisman Trophy balloting . . . Connected on 226 of 380 attempts (59.5) for 2,876 yards, 37 touchdowns and 23 interceptions . . . Was MVP at Sugar Bowl that year for second-ranked Panthers, completing 26 passes for 261 yards and three TDs in 24-20 edging of Georgia . . . Led Pitt to Gator Bowl in 1980, completing 116 of 224 throws (51.8) for 1,609 yards, 15 TDs and 14 interceptions . . . Became starter midway through freshman season of '79, hitting on 130 of 222 passes (58.6) for 1,680 yards, 10 scores

and nine interceptions . . . Suffered knee injury versus West Virginia that season, missing three games and later requiring off-season surgery . . . Has B.A. in communications.

PERSONAL

Married to Claire (1/30/85), Marino and his wife have five children, Daniel Charles (9/4/86), Michael Joseph (5/18/88), Joseph Donald (7/26/89), Alexandra Claire (5/13/92) and Niki Lin (12/15/96) and reside in Weston . . . An outstanding golfer . . . Teamed with golf pro Dan Pohl to win the championship at the AT&T Pebble Beach National ProAm in February, 1988, at Pebble Beach, Calif . . . Served as honorary starter for the 1998 Daytona 500 . . . In '91 off-season worked as color commentator on USA cable network's coverage of World League of American Football . . . Played himself in movie "Ace Ventura: Pet Detective," which starred Jim Carrey, Sean Young and Courtney Cox and was one of the most popular films in 1994 . . . Appeared in 1998 movie "Holy Man", that starred Eddie Murphy . . . Appears in music video by Hootie and the Blowfish for song, "Only Wanna Be With You" . . . Has won each of the two NFL Quarterback Challenge competitions held in Hawaii . . . Has appeared on the cover of every national sports publication at least once, including second GQ cover appearance in Sept., 1996 . . . Established the Dan Marino Foundation, which helps support many South Florida charities . . . He also raised funds for his foundation through the "Touchdown for Tots" program, which has raised over \$830,000 since its inception . . . As a sponsor of his own program, Marino donated \$500 for every touchdown he threw . . . Sponsors an annual golf tournament in February in Fort Lauderdale for the benefit of the Dan Marino Foundation, which in 2000 raised over \$400,000 . . . Helped create Miami Children's Hospital Dan Marino Center in Weston that opened in 1998 and offers comprehensive health care to children with chronic medical needs . . . Named as Sprint/NFL Man of the Year in 1998 . . . Named Miami Dolphins NFL Man of the Year each year from 1996-98 . . . Won the 1995 Ed Block Courage Award . . . Served as the Dolphins' 1994 United Way representative . . . In 1998, served as one of three NFL representatives appearing in a national public service announcement in honor of the NFL's 25-year partnership with the United Way . . . Had his neighborhood field in Pittsburgh named Dan Marino Field in March, 1990 . . . Was the number-one selection in the inaugural United States Football League draft in 1983, being chosen by the Los Angeles Express . . . Had been a fourth-round choice of baseball's Kansas City Royals in 1979 . . . Attended Central Catholic High School in Pittsburgh, lettering in football and baseball . . . Full name is Daniel Constantine Marino, Jr., born Sept. 15, 1961, in Pittsburgh, Pa.

NFL REGULAR SEASON STATISTICS

YEAR	TEAM	G-S	ATT.	COMP.	YDS.	PCT.	TD	INT.	LG	TKLD.	RATE
1983	Miami	11-9	296	173	2210	58.4	20	6	85t	10/80	96.0
1984	Miami	16-16	564	362	5084	64.2	48	17	80t	13/120	108.9
1985	Miami	16-16	567	336	4137	59.3	30	21	73	18/157	84.1
1986	Miami	16-16	623	378	4746	60.7	44	23	85t	17/119	92.5
1987	Miami	12-12	444	263	3245	59.2	26	13	59t	9/77	89.2
1988	Miami	16-16	606	354	4434	58.4	28	23	80t	6/31	80.8
1989	Miami	16-16	550	308	3997	56.0	24	22	78t	10/86	76.9
1990	Miami	16-16	531	306	3563	57.6	21	11	69t	15/90	82.6
1991	Miami	16-16	549	318	3970	57.9	25	13	54	27/182	85.8
1992	Miami	16-16	554	330	4116	59.6	24	16	62t	28/173	85.1
1993	Miami	5-5	150	91	1218	60.7	8	3	80t	7/42	95.9
1994	Miami	16-16	615	385	4453	62.6	30	17	64t	17/113	89.2
1995	Miami	14-14	482	309	3668	64.1	24	15	67t	22/153	90.8
1996	Miami	13-13	373	221	2795	59.2	17	9	74t	18/131	87.8
1997	Miami	16-16	548	319	3780	58.2	16	11	55	20/142	80.7
1998	Miami	16-16	537	310	3497	57.7	23	15	61t	23/178	80.0
1999	Miami	11-11	369	204	2448	55.3	12	17	62	9/66	67.4
17-YEAR TOTALS		242-240	8358	4967	61361	59.4	420	252	85t	269/1940	86.4

NFL PLAYOFF STATISTICS

YEAR	TEAM	G-S	ATT.	COMP.	YDS.	PCT.	TD	INT.	LG	TKLD.	RATE
1983	Miami	1-1	25	15	193	60.0	2	2	32t	0/0	77.6
1984	Miami	3-3	116	71	1001	61.2	8	5	41t	4/29	94.1
1985	Miami	2-2	93	45	486	48.4	3	3	39	1/14	61.5
1990	Miami	2-2	79	42	544	53.2	5	2	64t	2/8	85.6
1992	Miami	2-2	74	39	435	52.7	4	2	30t	4/25	77.3
1994	Miami	2-2	67	46	519	68.7	5	0	31	2/13	116.4
1995	Miami	1-1	64	33	422	51.6	2	3	45t	0/0	63.4
1997	Miami	1-1	43	17	141	39.5	0	2	42	4/21	29.3
1998	Miami	2-2	71	49	478	69.0	1	3	56	2/12	74.7
1999	Miami	2-2	55	28	291	50.9	2	2	27	3/19	63.5
PLAYOFF TOTALS		18-18	687	385	4510	56.0	32	24	64t	22/141	77.1

ADDITIONAL STATS

Rushing: 28 for 45 yards, 1.6 avg., long 15, 2 TDs in 1983; 28 for -7 yards, -.3 avg., long 10 in 1984; 26 for -24 yards, -.9 avg., long 2 in 1985; 12 for -3 yards, -.3 avg., long 13 in 1986; 12 for -5 yards, -.4 avg., long 5t, 1 TD in 1987; 20 for -17 yards, -.9 avg., long 6 in 1988; 14 for -7 yards, -.5 avg., long 2, 2 TDs in 1989; 16 for 29 yards, 1.8 avg., long 15 in 1990; 27 for 32 yards, 1.2 avg., long 11, 1 TD in 1991; 20 for 66 yards, 3.3 avg., long 12 in 1992; 9 for -4 yards, -.4 avg., long 4t, 1 TD in 1993; 23 for -6 yards, -.3 avg., long 10, 1 TD in 1994, 11 for 14 yards, 1.3 avg., long 12 in 1995; 11 for -3, -.0.3 avg., long 7 in 1996; 18 for -14 yards, -.8 avg., long 1 in 1997; 21 for -3 yards, -.0.1 avg., long 10, 1 TD in 1998; 6 for -6 yards, -1.0 avg., long 0 in 1999 for total of 302 for 87 yards, 0.3 avg., long 15, 9 TDs (P-15 for 0 yard, 0.0 avg., long 5, 1 TD)

Receiving: 1 for -6 yards in 1995

Miscellaneous Tackles: 2 in 1984, 1 in 1988, 2 in 1989, 1 in 1990, 1 in 1992 for total of 7

Fumble Recoveries: 1 in 1988

1983 GAME-BY-GAME PASSING

DATE	OPPONENT	ATT.	CMP.	YDS.	PCT.	TD	INT.	LG	TKLD.	W/L	SCORE
†9/19	at L.A. Raiders	17	11	90	64.8	2	0	11	0/0	L	14-27
†10/2	at New Orleans	22	12	150	54.5	1	1	25	1/6	L	7-17
10/9	BUFFALO	29	19	322	65.5	3	2	63t	3/35	L	35-38(OT)
10/16	at N.Y. Jets	30	17	225	56.7	3	0	66t	3/10	W	32-14
10/23	at Baltimore	18	11	157	61.1	2	0	64	0/0	W	21-7
10/30	L.A. RAMS	38	25	279	65.8	2	1	46t	0/0	W	30-14
11/6	at San Francisco	29	15	194	51.7	2	0	29	1/11	W	20-17
11/13	at New England	37	14	141	37.8	0	1	17	1/15	L	6-17
11/20	BALTIMORE	21	14	240	66.7	1	0	85t	0/0	W	37-0
11/28	CINCINNATI	29	18	217	62.1	3	0	43	1/3	W	38-14
12/4	at Houston	26	17	195	65.4	1	1	28t	0/0	W	24-17
*12/31	SEATTLE	25	15	193	60.0	2	2	32t	0/0	L	20-27

†Played in relief of David Woodley

1984 GAME-BY-GAME PASSING

DATE	OPPONENT	ATT.	CMP.	YDS.	PCT.	TD	INT.	LG	TKLD.	W/L	SCORE
9/2	at Washington	28	21	311	75.0	5	0	74t	0/0	W	35-17
9/9	NEW ENGLAND	27	16	234	59.3	2	2	38t	0/0	W	28-7
9/17	at Buffalo	35	26	296	74.3	3	1	23	0/0	W	21-17
9/23	INDIANAPOLIS	29	14	257	48.3	2	0	80t	0/0	W	44-7
9/30	at St. Louis	36	24	429	66.7	3	0	51	1/9	W	36-28
10/7	at Pittsburgh	24	16	226	66.7	2	1	34t	0/0	W	31-7
10/14	HOUSTON	32	25	321	78.1	3	0	32t	1/6	W	28-10
10/21	at New England	39	24	316	61.5	4	1	28	0/0	W	44-24
10/28	BUFFALO	28	19	282	67.9	3	3	65t	1/4	W	38-7
11/4	at N.Y. Jets	42	23	422	54.8	2	2	54	2/15	W	31-17
11/11	PHILADELPHIA	34	20	246	58.9	1	1	21	1/12	W	24-23
11/18	at San Diego	41	28	338	68.3	2	1	32	0/0	L	28-34(OT)
11/26	N.Y. JETS	31	19	192	61.3	4	0	24	1/9	W	28-17
12/2	L.A. RAIDERS	57	35	470	61.4	4	2	64t	3/36	L	34-45
12/9	at Indianapolis	41	29	404	70.7	4	1	42	2/17	W	35-17
12/17	DALLAS	40	23	340	57.5	4	2	63t	1/12	W	28-21
*12/29	SEATTLE	34	21	262	61.8	3	2	34t	0/0	W	31-10
*1/6	PITTSBURGH	32	21	421	65.6	4	1	41t	0/0	W	45-28
*1/20	San Francisco	50	29	318	58.0	1	2	30	4/29	L	16-38

1985 GAME-BY-GAME PASSING

DATE	OPPONENT	ATT.	CMP.	YDS.	PCT.	TD	INT.	LG	TKLD.	W/L	SCORE
9/8	at Houston	24	13	159	54.2	0	2	45	1/1	L	23-26
9/15	INDIANAPOLIS	48	29	329	60.4	2	0	26	0/0	W	30-13
9/22	KANSAS CITY	35	23	258	65.7	2	1	30	0/0	W	31-0
9/29	at Denver	43	25	390	58.1	3	0	73	3/25	W	30-26
10/6	PITTSBURGH	45	27	277	60.0	1	3	27	0/0	W	24-20
10/14	at N.Y. Jets	23	13	136	56.5	0	1	25	1/10	L	7-23
10/20	TAMPA BAY	39	27	302	69.2	3	1	42	0/0	W	41-38
10/27	at Detroit	44	23	247	52.3	2	2	22	1/8	L	21-31
11/3	at New England	33	15	171	51.5	0	2	39	2/19	L	13-17
11/10	N.Y. JETS	37	21	362	56.8	3	3	60t	3/15	W	21-17
11/17	at Indianapolis	37	22	330	59.5	1	0	42	1/7	W	34-30
11/24	at Buffalo	31	22	233	70.9	2	2	22	1/17	W	23-14
12/2	CHICAGO	27	14	270	51.9	3	1	52	3/25	W	38-24
12/8	at Green Bay	44	30	345	68.2	5	1	61t	0/0	W	34-24
12/16	NEW ENGLAND	33	17	192	51.5	1	1	19	2/15	W	30-27
12/22	BUFFALO	24	15	136	62.5	2	1	23	1/16	W	28-0
*1/4	CLEVELAND	45	25	238	55.6	1	1	39	0/0	W	24-21
*1/12	NEW ENGLAND	48	20	248	41.7	2	2	29	1/14	L	14-31

1986 GAME-BY-GAME PASSING

DATE	OPPONENT	ATT.	CMP.	YDS.	PCT.	TD	INT.	LG	TKLD.	W/L	SCORE
9/7	at San Diego	36	23	290	63.9	3	0	49t	4/29	L	28-50
9/14	INDIANAPOLIS	29	17	254	58.6	1	1	47	0/0	W	30-10
9/21	at N.Y. Jets	50	30	448	60.0	6	2	46t	2/13	L	45-51(OT)
9/28	SAN FRANCISCO	46	27	301	58.7	1	4	24	2/18	L	16-31
10/5	at New England	23	13	167	56.5	1	3	45	2/15	L	7-34
10/12	BUFFALO	41	24	337	58.5	1	1	39	1/9	W	27-14
10/19	L.A. RAIDERS	32	20	286	62.5	3	2	68t	2/13	L	28-30
10/26	at Indianapolis	42	23	243	54.8	1	0	27	0/0	W	17-13
11/2	HOUSTON	29	12	220	41.4	4	2	85t	1/3	W	28-7
11/10	at Cleveland	39	22	295	56.4	2	1	24t	0/0	L	16-26
11/16	at Buffalo	54	39	404	72.2	4	0	39	2/15	W	34-24
11/24	N.Y. JETS	36	29	288	80.6	4	0	27	0/0	W	45-3
11/30	ATLANTA	40	20	303	50.0	2	4	54t	0/0	L	14-20
12/7	at New Orleans	41	27	241	65.9	3	0	23t	0/0	W	31-27
12/14	at L.A. Rams	46	29	403	63.0	5	1	69t	1/4	W	37-31(OT)
12/22	NEW ENGLAND	39	23	266	59.0	3	2	32t	0/0	L	27-34

1987 GAME-BY-GAME PASSING

DATE	OPPONENT	ATT.	CMP.	YDS.	PCT.	TD	INT.	LG	TKLD.	W/L	SCORE
9/13	at New England	37	19	165	51.4	3	2	27	0/0	L	21-28
9/20	at Indianapolis	32	23	254	71.9	3	0	43	1/9	W	23-10
10/25	BUFFALO	36	24	303	66.7	4	0	25t	1/7	L	31-34(OT)
11/1	PITTSBURGH	31	25	332	80.6	4	2	50t	0/0	W	35-24
11/8	at Cincinnati	41	26	262	63.4	1	0	30t	3/27	W	20-14
11/15	INDIANAPOLIS	34	14	194	41.2	2	1	37	0/0	L	21-40
11/22	at Dallas	39	22	265	56.4	1	1	41	1/7	W	20-14
11/29	at Buffalo	28	13	165	46.4	0	3	24	1/8	L	0-27
12/7	N.Y. JETS	40	29	293	72.5	1	0	35	0/0	W	37-28
12/13	at Philadelphia	39	25	376	64.1	3	1	54	2/19	W	28-10
12/20	WASHINGTON	50	22	393	44.0	3	1	59t	0/0	W	23-21
12/28	NEW ENGLAND	37	21	243	56.8	1	2	24	0/0	L	10-24

1988 GAME-BY-GAME PASSING

DATE	OPPONENT	ATT.	CMP.	YDS.	PCT.	TD	INT.	LG	TKLD.	W/L	SCORE
9/4	at Chicago	22	9	113	40.9	1	0	28t	0/0	L	7-34
9/11	at Buffalo	34	22	221	64.7	0	0	30	1/2	L	6-9
9/18	GREEN BAY	33	22	261	66.7	2	2	36	1/5	W	24-17
9/25	at Indianapolis	35	22	276	62.9	2	1	39t	4/24	L	13-15
10/2	MINNESOTA	37	20	264	54.1	2	3	36	0/0	W	24-7
10/9	at L.A. Raiders	36	14	175	38.9	1	1	25	0/0	W	24-14
10/16	SAN DIEGO	45	26	329	57.8	1	0	51	0/0	W	31-28
10/23	N.Y. JETS	60	35	521	58.3	3	5	56	0/0	L	30-44
10/30	at Tampa Bay	46	27	266	58.7	2	0	33	0/0	W	17-14
11/6	at New England	51	29	359	56.7	1	2	32	0/0	L	10-21
11/14	BUFFALO	30	19	224	63.3	1	3	27	0/0	L	6-31
11/20	NEW ENGLAND	29	19	169	65.5	0	0	21	0/0	L	3-6
11/27	at N.Y. Jets	35	17	353	48.6	5	0	80t	0/0	L	34-38
12/4	INDIANAPOLIS	32	26	304	81.3	3	1	55	0/0	L	28-31
12/12	CLEVELAND	50	30	404	60.0	4	3	46	0/0	W	38-31
12/18	at Pittsburgh	31	17	195	54.8	0	2	42	0/0	L	24-40

1989 GAME-BY-GAME PASSING

DATE	OPPONENT	ATT.	CMP.	YDS.	PCT.	TD	INT.	LG	TKLD.	W/L	SCORE
9/10	BUFFALO	38	25	255	65.8	1	2	23	0/0	L	24-27
9/17	at New England	28	17	226	60.7	3	3	28	0/0	W	24-10

9/24	N.Y. JETS	55	33	427	60.0	3	2	43t	0/0	L	33-40
10/1	at Houston	29	11	103	37.9	0	2	24	0/0	L	7-39
10/8	CLEVELAND	33	19	234	57.6	1	1	35t	0/0	W	13-10(OT)
10/15	at Cincinnati	33	16	266	48.5	0	1	41	0/0	W	20-13
10/22	GREEN BAY	37	24	333	64.9	2	2	61	0/0	W	23-20
10/29	at Buffalo	36	20	255	55.6	1	3	44t	2/16	L	17-31
11/5	INDIANAPOLIS	26	14	149	56.0	2	0	21	0/0	W	19-13
11/12	at N.Y. Jets	34	18	359	52.9	3	2	78t	2/15	W	31-23
11/19	at Dallas	36	21	255	58.3	1	0	48t	2/17	W	17-14
11/26	PITTSBURGH	16	8	128	50.0	1	0	66t	0/0	L	14-34
12/3	at Kansas City	37	18	218	48.7	3	1	47	0/0	L	21-26
12/10	NEW ENGLAND	32	21	300	65.6	0	1	36	0/0	W	31-10
12/17	at Indianapolis	33	15	150	45.5	0	1	20	2/18	L	13-42
12/24	KANSAS CITY	47	28	339	59.6	3	1	35	2/20	L	24-27

1990 GAME-BY-GAME PASSING

DATE	OPPONENT	ATT.	CMP.	YDS.	PCT.	TD	INT.	LG	TKLD.	W/L	SCORE
9/9	at New England	34	22	255	64.7	2	3	35t	0/0	W	27-24
9/16	BUFFALO	26	18	177	69.2	1	0	23	0/0	W	30-7
9/23	at N.Y. Giants	30	14	115	46.7	0	2	20	1/7	L	3-20
9/30	at Pittsburgh	28	17	175	60.7	1	1	35t	1/4	W	28-6
10/7	N.Y. JETS	39	20	262	51.3	2	0	69t	0/0	W	20-16
10/18	NEW ENGLAND	34	20	245	58.8	0	1	36	2/16	W	17-10
10/28	at Indianapolis	29	21	161	72.4	1	0	18	2/11	W	27-7
11/4	PHOENIX	25	18	205	72.0	2	0	35	0/0	W	23-3
11/11	at N.Y. Jets	36	21	192	58.3	1	1	23	0/0	W	17-3
11/19	L.A. RAIDERS	36	20	214	55.6	1	0	40	2/15	L	10-13
11/25	at Cleveland	29	16	245	55.2	2	0	35t	0/0	W	30-13
12/2	at Washington	33	17	223	51.5	1	1	38	1/2	L	20-42
12/9	PHILADELPHIA	54	27	365	50.0	2	0	37	2/14	W	23-20(OT)
12/16	SEATTLE	29	17	250	58.6	2	1	45	1/8	W	24-17
12/23	at Buffalo	43	24	287	55.8	2	1	43	3/13	L	14-24
12/30	INDIANAPOLIS	26	14	192	53.8	1	0	53t	0/0	W	23-17
*1/5	KANSAS CITY	30	19	221	63.3	2	0	37	2/8	W	17-16
*1/12	at Buffalo	49	23	323	46.9	3	2	64t	0/0	L	34-44

1991 GAME-BY-GAME PASSING

DATE	OPPONENT	ATT.	CMP.	YDS.	PCT.	TD	INT.	LG	TKLD.	W/L	SCORE
9/1	at Buffalo	28	17	267	60.7	3	0	43t	2/17	L	31-35
9/8	INDIANAPOLIS	25	14	147	56.0	1	1	20	2/18	W	17-6
9/15	at Detroit	34	16	174	47.1	0	0	18	2/20	L	13-17
9/22	GREEN BAY	32	19	212	59.4	0	1	40	3/17	W	16-13
9/29	at N.Y. Jets	34	17	245	50.0	1	1	32	4/20	L	23-41
10/6	at New England	38	25	321	65.8	2	0	34	1/7	W	20-10
10/13	at Kansas City	29	15	216	51.7	0	0	54	0/0	L	7-42
10/20	HOUSTON	40	19	229	47.5	1	3	39	1/11	L	13-17
11/3	at Indianapolis	37	21	231	56.8	1	0	37	0/0	W	10-6
11/10	NEW ENGLAND	29	19	263	65.5	3	1	32t	1/8	W	30-20
11/18	BUFFALO	42	23	326	54.8	2	2	41	1/9	L	27-41
11/24	at Chicago	30	16	183	53.3	1	2	31	3/11	W	16-13(OT)
12/1	TAMPA BAY	32	20	307	62.5	2	0	51	1/10	W	33-14
12/9	CINCINNATI	33	24	281	72.7	3	0	43t	1/9	W	37-13
12/15	at San Diego	41	26	286	63.4	3	1	39	2/13	L	30-38
12/22	N.Y. JETS	45	27	282	60.0	2	1	27	3/12	L	20-23(OT)

1992 GAME-BY-GAME PASSING

DATE	OPPONENT	ATT.	CMP.	YDS.	PCT.	TD	INT.	LG	TKLD.	W/L	SCORE
9/14	at Cleveland	35	25	322	71.4	1	0	47	3/22	W	27-23
9/20	L.A. RAMS	37	21	223	56.8	2	1	38	0/0	W	26-10

9/27	at Seattle	39	23	254	59.0	1	3	20	2/17	W	19-17
10/4	at Buffalo	33	21	282	63.6	3	1	36	0/0	W	37-10
10/11	ATLANTA	40	20	250	50.0	0	0	46	1/2	W	21-17
10/18	NEW ENGLAND	30	21	294	70.0	4	1	44t	1/5	W	38-17
10/25	INDIANAPOLIS	45	25	355	55.6	2	3	48t	1/7	L	20-31
11/1	at N.Y. Jets	26	14	225	53.8	2	0	42	2/12	L	14-26
11/8	at Indianapolis	28	22	245	78.6	2	0	42	1/4	W	28-0
11/16	BUFFALO	33	22	321	66.7	2	1	55	4/35	L	20-26
11/22	HOUSTON	40	19	237	47.5	1	1	39t	4/16	W	19-16
11/29	at New Orleans	42	26	259	61.9	1	1	29	5/36	L	13-24
12/6	at San Francisco	31	19	192	61.3	0	0	24	1/7	L	3-27
12/14	L.A. RAIDERS	26	16	234	61.5	1	1	62t	1/6	W	20-7
12/20	N.Y. JETS	30	15	206	50.0	2	2	55t	1/3	W	19-17
12/27	at New England	39	21	217	53.8	0	1	21	1/1	W	16-13(OT)
*1/10	SAN DIEGO	29	17	167	58.6	3	0	30t	0/0	W	31-0
*1/17	BUFFALO	45	22	268	48.9	1	2	24	4/25	L	10-29

1993 GAME-BY-GAME PASSING

DATE	OPPONENT	ATT.	CMP.	YDS.	PCT.	TD	INT.	LG	TKLD.	W/L	SCORE
9/5	at Indianapolis	40	22	236	55.0	3	1	40t	0/0	W	24-20
9/12	N.Y. JETS	29	19	286	65.5	2	0	57t	4/19	L	24-14
9/26	at Buffalo	32	20	282	62.5	1	1	36t	1/7	W	22-13
10/4	WASHINGTON	30	16	253	53.3	1	1	80t	1/5	W	17-10
10/10	at Cleveland	19	14	161	73.7	1	0	17	1/11	W	24-14

1994 GAME-BY-GAME PASSING

DATE	OPPONENT	ATT.	CMP.	YDS.	PCT.	TD	INT.	LG	TKLD.	W/L	SCORE
9/4	NEW ENGLAND	42	23	473	54.8	5	1	64t	2/17	W	39-35
9/11	at Green Bay	25	17	177	68.0	2	0	26	2/15	W	24-14
9/18	N.Y. JETS	31	23	289	74.2	2	1	35	0/0	W	28-14
9/25	at Minnesota	54	29	431	53.7	3	3	43	1/5	L	35-38
10/2	at Cincinnati	35	26	204	74.3	2	0	34	0/0	W	23-7
10/9	at Buffalo	43	20	212	46.5	1	0	26	0/0	L	11-21
10/16	L.A. RAIDERS	37	17	186	45.9	2	1	23	2/11	W	20-17(OT)
10/30	at New England	36	21	198	58.3	1	2	27	0/0	W	23-3
11/6	INDIANAPOLIS	41	30	261	73.2	1	2	28t	1/7	W	22-21
11/13	CHICAGO	38	24	289	63.2	1	1	29	2/14	L	14-17
11/20	at Pittsburgh	45	31	312	68.9	1	1	45	4/29	L	13-16(OT)
11/27	at N.Y. Jets	44	31	359	70.5	4	2	28t	0/0	W	28-24
12/4	BUFFALO	42	25	311	59.5	3	3	45t	1/4	L	31-42
12/12	KANSAS CITY	30	21	241	70.0	2	0	28	0/0	W	45-28
12/18	at Indianapolis	37	21	225	56.7	0	0	30	2/11	L	6-10
12/25	DETROIT	35	26	285	74.3	0	0	38	0/0	W	27-20
*12/31	KANSAS CITY	29	22	257	75.9	2	0	26	1/8	W	27-17
*1/8	at San Diego	38	24	262	63.2	3	0	31	1/6	L	21-22

1995 GAME-BY-GAME PASSING

DATE	OPPONENT	ATT.	CMP.	YDS.	PCT.	TD	INT.	LG	TKLD.	W/L	SCORE
9/3	N.Y. JETS	26	16	250	61.5	3	2	50t	1/7	W	52-14
9/10	at New England	20	14	193	70.0	1	1	67t	0/0	W	20-3
9/18	PITTSBURGH	27	16	183	59.3	1	0	35	2/14	W	23-10
10/1	at Cincinnati	48	33	450	68.8	2	1	58	1/8	W	26-23
10/8	INDIANAPOLIS	30	19	194	63.3	1	0	35	0/0	L	24-27(OT)
10/29	BUFFALO	35	20	232	57.1	0	0	31	2/18	W	23-6
11/5	at San Diego	39	25	291	64.1	2	1	50	0/0	W	24-14
11/12	NEW ENGLAND	37	27	333	73.0	2	2	31t	2/16	L	17-34
11/20	SAN FRANCISCO	38	23	255	60.5	2	1	42t	4/20	L	20-44
11/26	at Indianapolis	36	23	254	63.9	4	1	28	4/23	L	28-36

12/3	ATLANTA	50	35	343	70.0	2	2	32	0/0	W	21-20
12/11	KANSAS CITY	34	18	156	52.9	1	1	24	1/8	W	13-6
12/17	at Buffalo	27	17	244	63.0	1	1	32	3/27	L	20-23
12/24	at St. Louis	35	23	290	65.7	2	2	48	2/10	W	41-22
*12/31	at Buffalo	64	33	422	51.6	2	3	45t	0/0	L	22-37

1996 GAME-BY-GAME PASSING

DATE	OPPONENT	ATT.	CMP.	YDS.	PCT.	TD	INT.	LG	TKLD.	W/L	SCORE
9/1	NEW ENGLAND	22	16	176	72.7	0	1	52	0/0	W	24-10
9/8	at Arizona	23	14	178	60.9	2	0	43	2/12	W	38-10
9/15	N.Y. JETS	23	13	257	56.5	3	1	74t	1/6	W	36-27
9/23	at Indianapolis	8	5	67	62.5	0	0	34	0/0	L	6-10
10/27	DALLAS	27	12	173	44.4	1	1	46	0/0	L	10-29
11/3	at New England	34	17	225	50.0	0	1	34	2/16	L	23-42
11/10	INDIANAPOLIS	23	17	204	73.9	3	0	36	1/8	W	37-13
11/17	at Houston	28	21	237	75.0	1	0	51	3/28	W	23-20
11/25	PITTSBURGH	37	22	254	59.5	1	0	45	2/17	L	17-24
12/1	at Oakland	39	22	290	56.4	1	3	33	1/9	L	7-17
12/8	N.Y. GIANTS	30	16	209	53.3	1	2	66	3/18	L	7-17
12/16	BUFFALO	37	26	263	70.3	1	0	27	2/14	W	16-14
12/22	at N.Y. Jets	42	20	262	47.6	3	0	50t	1/3	W	31-28

1997 GAME-BY-GAME PASSING

DATE	OPPONENT	ATT.	CMP.	YDS.	PCT.	TD	INT.	LG	TKLD.	W/L	SCORE
8/31	INDIANAPOLIS	26	10	105	38.5	0	1	29	0/0	W	16-10
9/7	TENNESSEE	43	24	324	55.8	0	0	50	3/24	W	16-13(OT)
9/14	at Green Bay	47	21	240	44.7	1	1	44	0/0	L	18-23
9/21	at Tampa Bay	37	24	235	64.9	2	0	24	0/0	L	21-31
10/5	KANSAS CITY	31	19	259	61.3	1	0	28	1/5	W	17-14
10/12	at N. Y. Jets	38	27	372	71.1	2	0	36	0/0	W	31-20
10/19	at Baltimore	27	19	189	70.4	0	0	23	0/0	W	24-13
10/27	CHICAGO	39	18	274	46.2	2	1	55	4/28	L	33-36(OT)
11/2	at Buffalo	15	5	76	33.3	0	1	23	0/0	L	6-9
11/9	N.Y. JETS	29	18	186	62.1	1	0	23t	1/10	W	24-17
11/17	BUFFALO	24	18	234	75.0	2	1	30t	2/16	W	30-13
11/23	at New England	60	38	389	63.3	0	3	27	3/19	L	24-27
11/30	at Oakland	34	19	241	55.9	2	1	44t	0/0	W	34-16
12/7	DETROIT	39	24	310	61.5	2	1	27t	0/0	W	33-30
12/14	at Indianapolis	15	7	71	46.7	0	0	16	3/8	L	0-41
12/22	NEW ENGLAND	44	28	275	63.6	1	1	27	3/22	L	12-14
*12/30	at New England	43	17	141	39.5	0	2	42	4/21	L	3-17

1998 GAME-BY-GAME PASSING

DATE	OPPONENT	ATT.	CMP.	YDS.	PCT.	TD	INT.	LG	TKLD.	W/L	SCORE
9/6	at Indianapolis	24	13	135	54.2	1	0	44t	0/0	W	24-15
9/13	BUFFALO	26	14	159	53.8	1	0	22	2/16	W	13-7
9/20	PITTSBURGH	22	14	113	63.6	1	0	14	1/4	W	21-0
10/4	at N.Y. Jets	31	13	121	41.9	1	2	25	3/23	L	9-20
10/12	at Jacksonville	49	30	323	61.2	2	1	28	2/16	L	21-28
10/18	ST. LOUIS	26	14	114	53.8	2	1	19t	1/10	W	14-0
10/25	NEW ENGLAND	42	23	279	54.8	0	3	28	3/16	W	12-9(OT)
11/1	at Buffalo	27	15	196	55.6	1	0	41	3/28	L	24-30
11/8	INDIANAPOLIS	27	18	207	66.7	2	1	61t	0/0	W	27-14
11/15	at Carolina	21	14	140	66.7	0	1	25	1/9	W	13-9
11/23	at New England	38	24	289	63.2	2	1	46	0/0	L	23-26
11/29	NEW ORLEANS	40	22	255	55.0	3	1	27	0/0	W	30-10
12/6	at Oakland	33	22	170	66.7	1	0	21	0/0	W	27-17
12/13	N.Y. JETS	57	30	321	52.6	1	1	31	5/43	L	16-21

12/21	DENVER	38	23	355	60.5	4	1	56t	0/0	W	31-21
12/27	at Atlanta	36	21	320	58.3	1	2	50	2/13	L	16-38
*1/2	BUFFALO	34	23	235	67.6	1	1	56	1/7	W	24-17
*1/9	at Denver	37	26	243	70.3	0	2	23	1/5	L	3-38

1999 GAME-BY-GAME PASSING

DATE	OPPONENT	ATT.	CMP.	YDS.	PCT.	TD	INT.	LG	TKLD.	W/L	SCORE
9/13	at Denver	23	15	215	65.2	2	0	40	0/0	W	38-21
9/19	ARIZONA	35	21	221	60.0	1	2	34	0/0	W	19-16
10/4	BUFFALO	44	22	251	50.0	1	2	36	2/18	L	18-23
10/10	at Indianapolis	38	25	393	65.8	2	0	62	0/0	W	34-31
10/17	at New England	3	1	8	33.3	0	1	8	0/0	W	31-30
11/25	at Dallas	36	15	178	41.7	0	5	27	1/7	L	0-20
12/5	INDIANAPOLIS	38	24	313	63.2	3	1	33t	2/14	L	34-37
12/12	at N.Y. Jets	40	19	188	47.5	0	2	25	2/17	L	20-28
12/19	SAN DIEGO	36	22	241	61.1	0	0	55	2/10	W	12-9
12/27	N.Y. JETS	52	29	322	55.8	3	3	32t	0/0	L	31-38
1/2	at Washington	24	11	118	45.8	0	1	26	0/0	L	10-21
*1/9	at Seattle	30	17	196	56.7	1	0	27	1/5	W	20-17
*1/15	at Jacksonville	25	11	95	44.0	1	2	20t	2/14	L	7-62

* Playoff Game

SINGLE-GAME HIGHS 'N' LOWS

Most Pass Attempts:	*64 at Buffalo, 12/30/95
	60 vs. N.Y. Jets, 10/23/88
	60 at New England, 11/23/97
	57 vs. L.A. Raiders, 12/2/84
	57 vs. N.Y. Jets, 12/13/98
Most Pass Completions:	39 at Buffalo, 11/16/86
	38 at New England, 11/23/97
	35 vs. L.A. Raiders, 12/2/84
	35 vs. N.Y. Jets, 10/23/88
	35 vs. Atlanta, 12/3/95
Most Yards Passing:	521 vs. N.Y. Jets, 10/23/88
	473 vs. New England, 9/4/94
	470 vs. L.A. Raiders, 12/2/84
	450 at Cincinnati, 10/1/95
	448 at N.Y. Jets, 9/21/86
Most TD Passes:	6 at N.Y. Jets, 9/21/86
	5 at Washington, 9/2/84
	5 at Green Bay, 12/8/85
	5 at L.A. Rams, 12/14/86
	5 at N.Y. Jets, 11/27/88
	5 vs. New England, 9/4/94
	4, 16 times (last time: vs. Denver, 12/21/98)
Highest Completion Pct.:	81.3 vs. Indianapolis, 12/4/88
	80.6 vs. N.Y. Jets, 11/24/86
	80.6 vs. Pittsburgh, 11/1/87
	78.6 at Indianapolis, 11/8/92
	78.1 vs. Houston, 10/14/84
	*75.9 vs. Kansas City, 12/31/94
Most Interceptions:	5 vs. N.Y. Jets, 10/23/88
	5 at Dallas, 11/25/99
	4 vs. San Francisco, 9/28/86
	4 vs. Atlanta, 11/30/86
	3, 20 times (last time: vs. N.Y. Jets, 12/27/99)
Fewest Pass Attempts:	3 at New England, 10/17/99

	8	at Indianapolis, 9/23/96
	15	at Buffalo, 11/2/97
	15	at Indianapolis, 12/14/97
	16	vs. Pittsburgh, 11/26/89
Fewest Pass Completions:	1	at New England, 10/17/99
	5	at Indianapolis, 9/23/96
	5	at Buffalo, 11/2/97
	7	at Indianapolis, 12/14/97
	8	vs. Pittsburgh, 11/26/89
Fewest Yards Passing:	8	at New England, 10/17/99
	67	at Indianapolis, 9/23/96
	71	at Indianapolis, 12/14/97
	76	at Buffalo, 11/2/97
	90	at L.A. Raiders, 9/19/83
Fewest TD Passes:	0	39 times (last time: at Washington, 1/2/00)
	1	81 times (last time: *at Jacksonville, 1/15/00)
Lowest Completion Pct.:	33.3	at Buffalo, 11/2/97
	33.3	at New England, 10/17/99
	37.8	at New England, 11/13/83
	37.9	at Houston, 10/1/89
	38.5	vs. Indianapolis, 8/31/97
Fewest Interceptions:	0	90 times (last time: *at Seattle, 1/9/00)
	1	94 times (last time: at Washington, 1/2/00)
Longest Completions:	85	yards (TD) to Duper vs. Baltimore, 11/20/83
	85	yards (TD) to Duper vs. Houston, 11/2/86
	80	yards (TD) to Duper vs. Indianapolis, 9/23/84
	80	yards (TD) to Edmunds at N.Y. Jets, 11/27/88
	80	yards (TD) to Martin vs. Washington, 10/4/93
Most Times Sacked:	5	at New Orleans, 11/29/92
	5	vs. N.Y. Jets, 12/13/98
	*4	vs. San Francisco, 1/20/85
	4	at San Diego, 9/7/86
	4	at Indianapolis, 9/25/88
	4	at N.Y. Jets, 9/29/91
	4	vs. Buffalo, 11/16/92
	4	vs. Houston, 11/22/92
	*4	vs. Buffalo, 1/17/93
	4	vs. N.Y. Jets, 9/12/93
	4	at Pittsburgh, 11/20/94
	4	vs. San Francisco, 11/20/95
	4	at Indianapolis, 11/26/95
	4	vs. Chicago, 10/27/97
	*4	at New England, 12/28/97
	3	21 times (last time: at Buffalo, 11/1/98)
Most Rushing Yards:	18	at New England, 11/13/83
Longest Runs:	15	at New England, 11/13/83
	15	at Indianapolis, 10/28/90

*Playoff Game

PASSING BREAKDOWN CAREER

	W-L	ATT	CMP	YDS	PCT	TD	INT	LG
Buffalo	13-17	1001	614	7553	61.3	50	35	65
Indianapolis	22-11	1030	624	7537	60.6	54	17	85
Miami	-	-	-	-	-	-	-	-
New England	17-13	1027	608	7382	59.2	42	46	67
N.Y. Jets	17-13	1125	656	8651	58.3	72	36	80
AFC East	69-54	4183	2502	31123	59.8	218	134	85
Baltimore	1-0	27	19	189	70.4	0	0	23
Cincinnati	6-0	219	143	1680	65.3	11	2	58
Cleveland	5-1	205	126	1661	61.5	11	5	47
Jacksonville	0-1	49	30	323	61.2	2	1	28
Pittsburgh	6-4	306	193	2195	63.1	13	10	66
Tennessee	6-3	291	161	2025	55.3	11	11	85
AFC Central	24-9	1097	672	8073	61.3	48	29	85
Denver	3-0	104	63	960	60.6	9	1	73
Kansas City	4-3	243	142	1687	58.4	12	4	54
Oakland	5-4	347	196	2356	56.5	18	11	68
San Diego	3-3	238	150	1775	63.0	11	3	55
Seattle	2-0	68	40	504	58.8	3	4	45
AFC West	17-10	1000	591	7282	59.1	53	23	73
AFC Total	110-73	6280	3765	46478	60.0	319	186	85
Arizona	4-0	119	77	1033	64.7	8	2	51
Dallas	3-2	178	93	1211	52.2	7	9	63
N.Y. Giants	0-2	60	30	324	50.0	1	4	66
Philadelphia	3-0	127	72	987	56.7	6	2	54
Washington	3-2	165	87	1298	52.7	10	4	80
NFC East	13-6	649	359	4853	55.3	32	21	80
Chicago	2-3	156	81	1129	51.9	8	5	55
Detroit	2-2	152	89	1016	58.5	4	3	38
Green Bay	5-1	218	133	1568	61.0	12	7	61
Minnesota	1-1	91	49	695	53.8	5	6	43
Tampa Bay	3-1	154	98	1110	63.6	9	1	51
NFC Central	13-8	771	450	5518	58.4	38	22	61
Atlanta	2-2	166	96	1216	57.8	5	8	54
Carolina	1-0	21	14	140	66.7	0	1	25
New Orleans	2-1	145	87	905	60.0	8	3	29
St. Louis	5-0	182	112	1309	61.5	13	6	69
San Francisco	1-3	144	84	942	58.3	5	5	42
NFC West	11-6	658	393	4512	59.7	31	23	69
NFC Total	37-20	2078	1202	14883	57.8	101	66	80
Home	82-38	4220	2529	31726	59.9	224	137	85
Road	65-55	4138	2438	29635	58.9	196	115	80
August/September	38-19	1865	1117	14045	59.8	103	54	80
October	39-19	2041	1190	14773	58.3	92	66	80
November	37-29	2254	1352	16621	59.9	115	69	85
December/January	33-26	2198	1308	15922	59.5	110	63	69
Games 1-8	74-40	3855	2280	28567	59.1	192	118	80
Games 9-16	73-53	4503	2687	32794	59.7	228	134	85
Wins	147	4923	3042	37817	61.8	277	123	85
Losses	93	3435	1925	23544	56.0	143	129	55
Ties	-	-	-	-	-	-	-	-

MARINO VS. HALL OF FAME QUARTERBACKS

(Comparing Dan Marino's career with those of the 19 quarterbacks in the Pro Football Hall of Fame)

PLAYER	ATT.	COMP.	YDS.	PCT.	TD	INT.	RATE
MARINO, DAN (MIAMI, 1983-99)	8358	4967	61361	59.4	420	252	86.4
Baugh, Sammy (Washington, 1937-52)	2995	1693	21886	56.5	186	203	72.0
Blanda, George (Chicago, Balt., Hou., Oak., 1949-75)	4007	1911	26920	47.7	236	277	60.7
Bradshaw, Terry (Pittsburgh, 1970-83)	3901	2025	27989	51.9	212	210	71.1
Dawson, Len (Pitt., Clev., Dal., K.C., 1957-75)	3741	2136	28711	57.6	239	183	82.6
Fouts, Dan (San Diego, 1973-87)	5604	3297	43040	59.0	254	242	80.2
Graham, Otto (Cleveland, 1950-55)	1565	872	13499	55.7	88	94	78.2
Griese, Bob (Miami, 1967-80)	3429	1926	25092	56.2	192	172	77.1
Jurgensen, Sonny (Phil., Wash., 1957-74)	4262	2433	32224	57.1	255	189	82.0
Layne, Bobby (Chi., N.Y., Det., Pitt, 1948-62)	3700	1814	26768	49.0	196	243	63.4
Luckman, Sid (Chicago, 1939-50)	1744	904	14683	51.8	139	131	75.7
Montana, Joe (San Francisco, K.C., 1979-94)	5391	3409	40551	63.2	273	139	92.3
Namath, Joe (N.Y. Jets, L.A., 1965-77)	3762	1886	27663	50.1	173	220	65.6
Starr, Bart (Green Bay, 1956-71)	3149	1803	24718	57.4	152	138	80.3
Staubach, Roger (Dallas, 1969-79)	2958	1685	22700	57.0	153	109	83.4
Tarkenton, Fran (Minn., N.Y. Giants, 1961-78)	6467	3686	47003	57.0	342	266	80.4
Tittle, Y.A. (Balt., S.F., N.Y. Giants, 1948-64)	4395	2427	33070	55.2	242	248	74.4
Unitas, Johnny (Baltimore, San Diego, 1956-73)	5186	2830	40239	54.6	290	253	78.2
Van Brocklin, Norm (Los Angeles, Phil., 1949-60)	2895	1553	23611	53.6	173	178	75.1
Waterfield, Bob (Clev., Los Angeles, 1945-52)	1617	814	11849	50.3	98	127	61.6

MARINO'S NFL RECORDS

Most Attempts, Career	8,358
Most Completions, Career	4,967
Most Yards Passing, Career	61,361
Most Touchdown Passes, Career	420
Highest Pass Rating, Rookie Season:	96.0 in 1983
Highest Completion Percentage, Rookie Season:	58.45 in 1983 (296-173)
Most Yards Gained, Season:	5,084 in 1984
Most Games, 400 or more Yards Passing, Career:	13
Most Games, 400 or more Yards Passing, Season:	4 in 1984
Most Games, 300 or more Yards Passing, Career:	60
Most Seasons, 3,000 or more Yards Passing:	13 (1984-92, 1994-95, 1997-98)
Most Consecutive Seasons, 3,000 or more Yards Passing:	9 (1984-92)

Most Touchdown Passes, Season:	48 in 1984
Most Games, Four or more Touchdown Passes, Career:	21
Most Games, Four or more Touchdown Passes, Season:	6 in 1984
Most Consecutive Games, Four or more Touchdown Passes:	4 in 1984
Lowest Percentage, Passes Had Intercepted, Rookie Season:	2.03 in 1983 (296-6)
Most Seasons Leading League, Attempts	5 (1984, 1986, 1988, 1992, 1997)
Most Seasons Leading League, Completions	6 (1984-86, 1988, 1992, 1997)
Most Seasons, 40 or more Touchdown Passes:	2 (1984, 1986)
Most Seasons, 20 or more Touchdown Passes:	13 (1983-92, 1994-95, 1998)
Most Consecutive Seasons, 20 or more Touchdown Passes:	10 (1983-92)
100 TD Passes in Fewest Amount of Games to Start Career:	44 (9/7/86 at S.D.)
200 TD passes in Fewest Amount of Games to Start Career:	89 (9/17/89 at N.E.)
300 TD passes in Fewest Amount of Games to Start Career:	157 (9/4/94 vs. N.E.)

(Records Tied For)

Most Seasons Leading League, Yards Gained:	5 (1984-86, 1988, 1992)
	with Sonny Jurgensen (Philadelphia, 1961-62; Washington, 1966-67, 1969)
Most Consecutive Seasons Leading League, Completions:	3 (1984-86)
	with George Blanda (Houston, 1963-65)
Most Consecutive Games, 400 or more Yards Passing:	2 (1984)
	with Dan Fouts (San Diego, 1982) and Phil Simms (N.Y. Giants, 1985)
Most Consecutive Seasons, 4,000 or more Yards Passing:	3 (1984-86)
	with Dan Fouts (San Diego, 1979-81)
Most Games, 300 or more Yards Passing, Season:	9 (1984)
	with Warren Moon (Houston, 1990) and Kurt Warner (St. Louis, 1999)

AWARDS

ASSOCIATED PRESS – 1983 second-team All-NFL; 1984 All-NFL, MVP and offensive player of the year; 1985 All-NFL; 1986 All-NFL; 1994 second-team All-NFL

COLLEGE & PRO FOOTBALL NEWSWEEKLY – 1984 All-NFL and MVP; 1985 All-NFL; 1992 second-team All-NFL

FOOTBALL DIGEST – 1984 All-NFL and MVP; 1985 All-NFL; 1986 All-NFL

FOOTBALL NEWS – 1983 offensive player of the year; 1984 player of the year; 1985 All-AFC; 1986 All-AFC; 1992 All-AFC; 1994 All-AFC

MAXWELL CLUB BERT BELL AWARD – 1984

NEA – 1984 MVP and All-NFL; 1985 second-team All-NFL; 1986 second-team All-NFL; 1992 second-team All-NFL

NFL – 1998 Man of the Year

NFL ALUMNI – 1984 quarterback of the year; 1985 quarterback of the year; 1986 quarterback of the year

NFLPA – 1984 MVP; 1986 AFC MVP; 1994 AFC MVP

PRO BOWL – 1983; 1984; 1985; 1986; 1987; 1991; 1992; 1994

PRO FOOTBALL WEEKLY – 1983 All-AFC; 1984 All-NFL, MVP and All-AFC; 1986 All-NFL and All-AFC

PFWA – 1984 All-NFL and MVP; 1985 All-NFL; 1986 All-NFL

SEAGRAM'S – 1984 All-NFL; 1986 player of the year

SPORTS ILLUSTRATED – 1985 All-NFL; 1986 All-NFL

THE SPORTING NEWS – 1983 rookie of the year; 1984 All-NFL and MVP; 1985 All-NFL; 1986 All-NFL

UNITED PRESS – 1983 All-AFC; 1984 All-AFC; 1985 All-AFC; 1986 All-AFC; 1992 All-AFC; 1994 All-AFC

WASHINGTON TOUCHDOWN CLUB – 1984 MVP

ALL-ROOKIE TEAMS (1983) – The Sporting News, PFWA, Pro Football Weekly and Football Digest

ALL-TIME ROSTER

(1966-99 - Players must participate in at least one regular-season game to qualify)

HEAD COACHES

Johnson, Jimmy	Arkansas	1996-99
Shula, Don	John Carroll	1970-95
Wilson, George	Northwestern	1966-69

ASSISTANT COACHES

Arnsperger, Bill	Miami (Ohio)	Defense, Linebackers	1970-72
Beightol, Larry	Catawba	Ass't Head Coach/Defense	1973, 1976-83
Bingaman, Les	Illinois	Ass't Head Coach/Offensive Line	1996-97
Blevins, Doug	E. Tennessee State	Offensive Line	1998
Boudreau, Paul	Boston College	Defensive Line	1966-69
Brown, Kippy	Memphis	Kicking	1997-99
Clark, Monte	Southern California	Offensive Line	1999
Collier, Joel	Northern Colorado	Running Backs	1996-97
Costello, Vince	Ohio University	Offensive Coordinator	1998-99
Crosby, Steve	Fort Hays State	Offensive Line	1970-73
Doll, Don	Southern California	Offense	1974
English, Wally	Louisville	Offense/Offensive Line, Run Offense	1975
Ford, Robert	Houston	Offensive Line	1995
Gamble, John	Hampton Institute	Staff Assistant	1994
Godette, Cary	East Carolina	Defensive Staff Assistant	1995-97
Greene, Joe	North Texas State	Running Backs	1998-99
Heffler, Ernie	Duquesne	Defense	1974
Henning, Dan	William & Mary	Special Teams	1979-82
Hill, George	Denison	Linebackers, Pass Defense	1975-76
Idzik, John	Maryland	Quarterbacks, Receivers	1981-82
Jones, Pat	Arkansas	Wide Receivers	1998-99
Keane, Tom	West Virginia	Strength	1994-95
Koenning, Les	Texas	Strength and Conditioning	1996-99
Lewis, Bill	East Stroudsburg	Defensive Line	1996-99
Matheson, Bob	Duke	Defensive Line	1992-95
McGeorge, Rich	Elon	Offensive Line	1966-69
McPeak, Bill	Pittsburgh	Quarterbacks, Receivers	1979-80
Nathan, Tony	Alabama	Linebackers	1989-95
Olivadotti, Tom	Upsala	Defensive Coord./Linebackers	1996-99
Pelligrini, Bob	Maryland	Offensive Backs	1966-69
Phillips, Mel	North Carolina A&T	Tight Ends	1996-99
Roll, Brad	Stephen F. Austin	Defensive Backs, Punting	1976-84
Sandusky, John	Villanova	Special Teams	1985
Scarry, Mike	Waynesburg	Offensive Staff Assistant	1997
		Defensive Nickel Package	1996-99
		Special Teams	1983
		Special Teams, Linebackers	1984
		Linebackers	1985-86
		Ass't Offensive Line, Tight Ends	1993-95
		Assistant Offensive Line	1996-99
		Offense	1973-74
		Coaches' Assistant	1989-92
		Offensive Backs	1993-95
		Defense	1987-95
		Linebackers	1966-67
		Defensive Backs	1985-95
		Secondary	1996-99
		Ass't Strength and Conditioning	1996-99
		Offensive Line, Running Game	1976-81
		Offensive Line	1982-88
		Ass't Head Coach/Offensive Line	1989-94
		Defensive Line	1970-74
		Defensive Line, Run Defense	1975-85

Schnelker, Bob	Bowling Green	Receivers	1974
Schnellenberger, Howard	Kentucky	Offense, Receivers	1970-72
		Offense, Receivers, Passing Game	1975-78
Seiple, Larry	Kentucky	Wide Receivers	1988-97
		Quarterbacks	1998-99
Sekanovich, Dan	Tennessee	Defensive Line	1986-91
Shannon, Randy	Miami (Fla.)	Defensive Staff Assistant	1998-99
Shula, David	Dartmouth	Receivers	1982-84
		Receivers, Quarterbacks	1985
		Ass't Head Coach/Rec., QBs	1986-87
		Ass't Head Coach/QBs, Pass Game	1988
Shula, Mike	Alabama	Coaches' Assistant	1991-92
Stephenson, Dwight	Alabama	Assistant Offensive Line	1992
Stevens, Gary	John Carroll	Quarterbacks, Pass Offense	1989-91
		Offense, Quarterbacks	1992-95
		Offensive Coordinator	1996-97
Studley, Chuck	Illinois	Defense	1984-86
		Linebackers	1987-88
Taseff, Carl	John Carroll	Offensive Backs	1970-74
		Offensive Backs, Kickers	1975
		Offensive Backs, Special Teams	1976-82
		Offensive Backs	1983-92
		Staff Assistant	1993
Wade, Junior	South Carolina State	Strength and Flexibility	1983-84
		Strength and Conditioning	1985-93
		Conditioning	1994-95
Walston, Bobby	Georgia	Receivers, Kicking	1966-67
Wannstedt, Dave	Pittsburgh	Assistant Head Coach	1999
Westhoff, Mike	Wichita State	Special Teams, Tight Ends	1986-88
		Special Teams, Ass't Off. Line	1989
		Special Teams	1990-99

PLAYERS

- A -

Abdul-Jabbar, Karim	RB	UCLA	1996-99
Adams, Stefon	S	East Carolina	1990
Ahrens, Dave	LB	Wisconsin	1989
Albright, Ethan	T	North Carolina	1995
Alexander, Bruce	CB	Stephen F. Austin	1992-93
Alexander, John	DE	Rutgers	1977-78
Allen, Jeff	CB	California-Davis	1980
Anderson, Dick	S	Colorado	1968-77
Anderson, Dunstan	DE	Tulsa	1997
Anderson, Terry	WR	Bethune-Cookman	1977-78
Andrews, John	DE	Morgan State	1975-76
Armstrong, Antonio	LB	Texas A&M	1995
Armstrong, Trace	DE	Florida	1995-99
Arnold, Jim	P	Vanderbilt	1994
Atkins, Gene	S	Florida A&M	1994-96
Auer, Joe	RB	Georgia Tech	1966-67
Avery, John	RB	Mississippi	1998-99

- B -

Babb, Charlie	S	Memphis State	1972-79
Bachman, Ted	CB	New Mexico State	1976
Bailey, Clarence	FB	Hampton Institute	1987
Bailey, Elmer	WR	Minnesota	1980-81
Bailey, Robert	CB	Miami (Fla.)	1996
Baker, Mel	WR	Texas Southern	1974
Ball, Larry	LB	Louisville	1972-74, 1977-78
Banks, Fred	WR	Liberty	1987-93
Bannon, Bruce	LB	Penn State	1973-74
Barber, Kantroy	FB	West Virginia	1999
Barber, Rudy	LB	Bethune-Cookman	1968
Barisich, Carl	DT	Princeton	1977-80
Barnes, Rodrigo	LB	Rice	1975
Barnett, Bill	DT	Nebraska	1980-85

Barnett, Fred	WR	Arkansas State	1996-97
Bartholomew, Brent	P	Ohio State	1999
Baty, Greg	TE	Stanford	1990-94
Baumann, Charlie	K	West Virginia	1991
Baumhower, Bob	DT	Alabama	1977-86
Bealles, Bill	T	Northern Iowa	1987
Beaudoin, Doug	S	Minnesota	1980
Beavers, Aubrey	LB	Oklahoma	1994-95
Beecher, Willie	K	Utah State	1987-88
Beier, Tom	S	Miami (Fla.)	1967, 1969
Benjamin, Guy	QB	Stanford	1978-79
Bennett, Charles	DE	Southwestern Louisiana	1987
Bennett, Woody	FB	Miami (Fla.)	1980-88
Benson, Charles	DE	Baylor	1983-84
Berger, Ron	DE	Wayne State	1973
Bessilleu, Don	S	Georgia Tech	1979-81
Betters, Doug	DE	Nevada-Reno	1978-87
Bishop, Richard	DE	Louisville	1982
Blackwood, Glenn	S	Texas	1979-87
Blackwood, Lyle	S	Texas Christian	1981-86
Bock, John	G	Indiana State	1996-99
Bokamper, Kim	LB/DE	San Jose State	1977-85
Bolcar, Ned	LB	Notre Dame	1991-92
Bosa, John	DE	Boston College	1987-89
Bosarge, Wade	S	Tulsa	1977
Boutwell, Tom	QB	Southern Mississippi	1969
Bowens, Tim	DT	Mississippi	1994-99
Bowser, Charles	LB	Duke	1982-85
Boyer, Brant	LB	Arizona	1994
Boynton, John	T	Tennessee	1969
Braggs, Stephen	CB/S	Texas	1992-93
Bramlett, John	LB	Memphis State	1967-68
Branch, Mel	DE	Louisiana State	1966-68
Braxton, Jim	FB	West Virginia	1978
Braxton, Tyrone	S	North Dakota State	1994
Brigance, O.J.	LB	Rice	1996-99
Briscoe, Marlin	WR	Omaha	1972-74
Bromell, Lorenzo	DE	Clemson	1998-99
Brophy, Jay	LB	Miami (Fla.)	1984-86
Brown, Andre	WR	Miami (Fla.)	1989-90
Brown, Bud	S	Southern Mississippi	1984-88
Brown, Dean	S	Fort Valley State	1970
Brown, Donald	CB	Maryland	1986
Brown, J.B.	CB	Maryland	1989-96
Brown, James	T	Virginia State	1996-99
Brown, Mark	LB	Purdue	1983-88
Brown, Tom	FB	Pittsburgh	1987-89
Brudzinski, Bob	LB	Ohio State	1981-89
Bruggers, Bob	LB	Minnesota	1966-68
Buckey, Jeff	G/T	Stanford	1996-98
Buckley, Terrell	CB	Florida State	1995-99
Bulaich, Norm	FB	Texas Christian	1975-79
Bullough, Chuck	LB	Michigan State	1993-94
Buoniconti, Nick	LB	Notre Dame	1969-76
Burgess, Fernanza	WR	Morris Brown	1984
Burgess, Marvell	S	Henderson State	1987
Burton, Shane	DE	Tennessee	1996-98
Byars, Keith	FB	Ohio State	1993-96

- C -

Canale, Whit	DE	Tennessee	1966
Carolan, Brett	TE	Washington State	1996
Carlton, Darryl	T	Tampa	1975-76
Carpenter, Preston	TE	Arkansas	1966
Carter, Joe	RB	Alabama	1984-86
Casares, Rick	RB	Florida	1966
Caterbone, Mike	WR	Franklin and Marshall	1987
Cefalo, Jimmy	WR	Penn State	1978-84
Cesare, Billy	S	Miami (Fla.)	1980

Chalenski, Mike	DE	UCLA	1997
Chambers, Rusty	LB	Tulane	1976-80
Charles, Mike	DT	Syracuse	1983-86
Chavez, Laz	LB	Iona	1987
Chavis, Eddie	WR	Montclair State	1987
Cheek, Louis	T	Texas A&M	1988-89
Chesley, John	TE	Oklahoma State	1984
Chesser, George	RB	Delta State	1966-67
Clancy, Jack	WR	Michigan	1967-69
Clancy, Sean	LB	Amherst	1978
Clark, Gary	WR	James Madison	1995
Clark, Greg	LB	Arizona State	1989
Clark, Robert	WR	North Carolina Central	1992
Clark, Steve	G	Utah	1982-85
Clayton, Mark	WR	Louisville	1983-92
Cleveland, Greg	T	Florida	1987
Cline, Jackie	DT	Alabama	1987-89
Cole, Terry	RB	Indiana	1971
Coleman, Marco	DE	Georgia Tech	1992-95
Collins, Cecil	RB	McNeese State	1999
Collins, Roosevelt	LB	Texas Christian	1992
Collins, Tony	RB	East Carolina	1990
Colzie, Neal	S	Ohio State	1979
Conlin, Chris	G/C	Penn State	1987
Cooke, Ed	DE	Maryland	1966-67
Cooper, Louis	LB	Western Carolina	1991
Copeland, Horace	WR	Miami (Fla.)	1998
Cornelius, Charles	CB	Bethune-Cookman	1977-78
Cornish, Frank	DT	Grambling	1970-71
Cowan, Larry	RB	Jackson State	1982
Cox, Arthur	TE	Texas Southern	1991
Cox, Bryan	LB	Western Illinois	1991-95
Cox, Jim	TE	Miami (Fla.)	1968
Craver, Aaron	RB	Fresno State	1991-94
Crawford, Mike	LB	Nevada	1997-98
Cribbs, Joe	RB	Auburn	1988
Cronin, Bill	TE	Boston College	1966
Cross, Jeff	DE	Missouri	1988-95
Crowder, Randy	DT	Penn State	1974-76
Crusan, Doug	T	Indiana	1968-74
Csonka, Larry	FB	Syracuse	1968-74, 1979
Current, Mike	T	Ohio State	1967, 1977-79

- D -

Dar Dar, Kirby	WR	Syracuse	1995-98
Darnall, Bill	WR	North Carolina	1968-69
Davenport, Ron	FB	Louisville	1985-89
Davis, Gary	RB	Cal Poly-SLO	1976-79
Davis, Ted	LB	Georgia Tech	1970
DeBerg, Steve	QB	San Jose State	1993
DeMarco, Bob	C	Dayton	1970-71
Del Gaizo, Jim	QB	Tampa	1972, 1975
Dellenbach, Jeff	T/C	Wisconsin	1985-94
Den Herder, Vern	DE	Central College (Iowa)	1971-82
Dennard, Mark	C	Texas A&M	1979-83
Dennery, Mike	LB	Southern Mississippi	1976
Dennis, Mark	T	Illinois	1987-93
Denson, Autry	RB	Notre Dame	1999
Diana, Rich	RB	Yale	1982
Dixon, Cal	C	Florida	1996
Dixon, Mark	G	Virginia	1998-99
Donnalley, Kevin	G	North Carolina	1998-99
Dornbrook, Thom	G	Kentucky	1980
Dotson, Al	DT	Grambling	1966
Dotson, Dewayne	LB/FB	Mississippi	1994-95, 1997
Douglas, Leland	WR	Baylor	1987
Doxzon, Todd	WR/QB	Iowa State	1998
Drayton, Troy	TE	Penn State	1996-99
Drougas, Tom	T	Oregon	1975-76

Duhe, A.J.	LB/DE	Louisiana State	1977-84
Dunaway, Jim	DT	Mississippi	1972
Duper, Mark	WR	Northwestern State (La.)	1982-92
Dvorak, Rick	DE	Wichita State	1977

- E -

Edmunds, Ferrell	TE	Maryland	1988-92
Edmunds, Randall	LB	Georgia Tech	1968-69
Elia, Bruce	LB	Ohio State	1975
Ellis, Craig	RB	San Diego State	1986
Ellis, Ken	CB	Southern	1976
Emanuel, Frank	LB	Tennessee	1966-69
Emtman, Steve	DT	Washington	1995-96
Erickson, Craig	QB	Miami (Fla.)	1996-98
Erlandson, Tom	LB	Washington State	1966-67
Evans, Norm	T	Texas Christian	1966-75

- F -

Faaola, Nuu	FB	Hawaii	1989
Faison, Earl	DE	Indiana	1966
Farley, Dale	LB	West Virginia	1971
Farmer, George	WR	Southern	1987
Faulkner, Jeff	DE	Southern	1990
Feldman, Todd	WR	Kent State	1987
Fernandez, Manny	DE	Utah	1968-75
Fleming, Marv	TE	Utah	1970-74
Foley, Tim	CB/S	Purdue	1970-80
Foster, Jerome	DT	Ohio State	1986
Foster, Roy	G	Southern California	1982-90
Fowler, Charlie	G	Houston	1967-68
Fowlkes, Dennis	LB	West Virginia	1987
Fox, Dion	LB	James Madison	1994-95
Franklin, Andra	FB	Nebraska	1981-84
Franklin, Tony	K	Texas A&M	1988
Fryar, Irving	WR	Nebraska	1993-95
Frye, David	LB	Purdue	1986-89
Fultz, Mike	DT	Nebraska	1981
Funchess, Tom	T	Jackson State	1974
Furjanic, Tony	LB	Notre Dame	1988

- G -

Gadsden, Oronde	WR	Winston-Salem	1998-99
Gaines, Chris	LB	Vanderbilt	1988
Gaines, William	DT	Florida	1994
Galbreath, Harry	G	Tennessee	1988-92
Gardener, Daryl	DT	Baylor	1996-99
Gardner, Donnie	DE	Kentucky	1991
Gary, Cleveland	RB	Miami (Fla.)	1994
Giaquinto, Nick	RB	Connecticut	1980-81
Gibson, Ernest	CB	Furman	1989
Giesler, Jon	T	Michigan	1979-88
Gilchrist, Cookie	RB	None	1966
Gilmore, Jim	G	Ohio State	1987
Ginn, Hubert	RB	Florida A&M	1970-75
Glenn, Kerry	CB	Minnesota	1990-92
Goar, Guy	C	Colorado State	1987
Gogan, Kevin	G	Washington	1999
Golic, Mike	DT	Notre Dame	1993
Goode, Irv	C/G	Kentucky	1973-74
Goode, Kerry	RB	Alabama	1989
Goode, Tom	C	Mississippi State	1966-69
Goodwin, Hunter	TE	Texas A&M	1999
Gordon, Larry	LB	Arizona State	1976-82
Gore, Stacy	P	Arkansas State	1987
Grady, Garry	S	Eastern Michigan	1969
Graf, Rick	LB	Wisconsin	1987-90
Grant, African	S	Illinois	1990

Gray, Chris	G	Auburn	1993-96
Green, Chris	CB/S	Illinois	1991-94
Green, Cleveland	T	Southern	1979-86
Green, Eric	TE	Liberty	1995
Green, Hugh	LB	Pittsburgh	1985-91
Green, Yatil	WR	Miami (Fla.)	1997-99
Greene, Andrew	G	Indiana	1995
Griese, Bob	QB	Purdue	1967-80
Griggs, David	LB/DE	Virginia	1989-93
Grimsley, John	LB	Kentucky	1991-93
Groth, Jeff	WR	Bowling Green	1979
Gruber, Bob	T	Pittsburgh	1987

- H -

Hammond, Kim	QB	Florida State	1968
Hampton, Lorenzo	RB	Florida	1985-89
Hand, Norman	DT	Mississippi	1995-96
Hawthorne, Ed	NT	Minnesota	1995
Harden, Bobby	S	Miami (Fla.)	1990-93
Hardy, Bruce	TE	Arizona State	1978-89
Harper, Jack	RB	Florida	1967-68
Harris, Anthony	LB	Auburn	1996-99
Harris, Corey	S	Vanderbilt	1997
Harris, Duriel	WR	New Mexico State	1976-83, 1985
Harris, Leroy	FB	Arkansas State	1977-78
Hatcher, Dale	P	Clemson	1993
Hayes, Jeff	P	North Carolina	1987
Haynes, Abner	RB	North Texas State	1967
Heath, Clayton	RB	Wake Forest	1976
Heflin, Vince	WR	Central State (Ohio)	1982-85
Heinz, Bob	DT	Pacific	1969-77
Heller, Ron	T	Penn State	1993-95
Hendel, Andy	LB	North Carolina State	1986
Henry, Charles	TE	Miami (Fla.)	1991
Hester, Ron	LB	Florida State	1982-84
Higgins, Jim	G	Xavier	1966
Higgs, Mark	RB	Kentucky	1990-94
Hill, Barry	S	Iowa State	1975-76
Hill, Eddie	RB	Memphis State	1981-84
Hill, Ike	WR	Catawba	1976
Hill, Nate	DE	Auburn	1988
Hill, Randal	WR	Miami (Fla.)	1991, 1995-96
Hill, Ray	CB	Michigan State	1998-99
Hill, Sean	CB/S	Montana State	1994-96
Hines, Jimmy	WR	Texas Southern	1969
Hobley, Liffort	S	Louisiana State	1987-93
Hollier, Dwight	LB	North Carolina	1992-99
Holmes, John	DE	Florida A&M	1966
Holmes, Mike	WR	Texas Southern	1976
Hooper, Trell	CB	Memphis State	1987
Hoover, Houston	G	Jackson State	1994
Hopkins, Jerry	LB	Texas A&M	1967-68
Howell, Mike	S	Grambling	1972
Howell, Steve	FB	Baylor	1979-81
Huard, Damon	QB	Washington	1997-99
Huddleston, Jim	G	Virginia	1987
Hudock, Mike	C	Miami (Fla.)	1966
Humphrey, Bobby	RB	Alabama	1992
Hunter, Billy	RB	Syracuse	1966
Hunter, Jeff	DE	Albany (Ga.) State	1992-93
Hutton, Tom	P	Tennessee	1999

- I -

Iaquaniello, Mike	S	Michigan State	1991
Ingram, Mark	WR	Michigan State	1993-94
Irvin, Mark	S	Bethune-Cookman	1987
Irwin, Tim	T	Tennessee	1994
Ismail, Qadry	WR	Syracuse	1997

Isom, Rickey	FB	North Carolina State	1987
Izzo, Larry	LB	Rice	1996-99

- J -

Jackson, Calvin	CB/S	Auburn	1994-99
Jackson, Frank	WR	Southern Methodist	1966-67
Jackson, Keith	TE	Oklahoma	1992-94
Jackson, Tyoka	DE	Penn State	1994
Jackson, Vestee	CB	Washington	1991-93
Jacobs, Ray	DT	Howard Payne	1967-68
Jacobs, Tim	CB	Delaware	1996-97
Jacobson, Steve	DE	Abilene-Christian	1987
Jacquet, Nate	WR	San Diego State	1998-99
Jaquess, Pete	S	Eastern New Mexico	1966-67
Jarostchuk, Ilia	LB	New Hampshire	1988
Jaworski, Ron	QB	Youngstown State	1987-88
Jeffries, Greg	S	Virginia	1999
Jenkins, Al	T	Tulsa	1972
Jenkins, Ed	RB	Holy Cross	1972
Jensen, Jim	QB/WR/RB	Boston University	1981-92
Joe, Billy	RB	Villanova	1966
Johnson, Curtis	CB	Toledo	1970-78
Johnson, Dan	TE	Iowa State	1983-87
Johnson, Demetrious	S	Missouri	1987
Johnson, Greg	G	Oklahoma	1988
Johnson, J.J.	RB	Mississippi State	1999
Johnson, Pat	S	Purdue	1995
Johnson, Pete	FB	Ohio State	1984
Jones, Aaron	DE	Eastern Kentucky	1996
Jones, Ray	CB	Southern	1971
Jones, Robert	LB	East Carolina	1998-99
Jordan, Charles	WR	Long Beach City College	1996-98
Joswick, Bob	DE	Tulsa	1968-69
Judie, Ed	LB	Northern Arizona	1984
Judson, William	CB	South Carolina State	1982-89
Junior, E.J.	LB	Alabama	1989-91

- K -

Keating, Bill	DT	Michigan	1967
Kehoe, Scott	T	Illinois	1987
Keyes, Jimmy	LB/K	Mississippi	1968-69
Kidd, John	P	Northwestern	1994-97
Kiick, Jim	RB	Wyoming	1968-74
Kinchen, Brian	TE	Louisiana State	1988-90
Kindig, Howard	G/C	Cal State-Los Angeles	1972-73
Kirby, Terry	RB	Virginia	1993-95
Kitts, Jim	FB	Ferrum College	1997-98
Klingbeil, Chuck	NT	Northern Michigan	1991-95
Koch, Greg	T	Arkansas	1986-87
Kocourek, Dave	TE	Wisconsin	1966
Kolen, Mike	LB	Auburn	1970-77
Kolic, Larry	LB	Ohio State	1986-88
Konecny, Mark	RB	Alma	1987
Konrad, Rob	FB	Syracuse	1999
Kopp, Jeff	LB	Southern California	1995
Kosar, Bernie	QB	Miami (Fla.)	1994-96
Kozlowski, Mike	S	Colorado	1979-86
Krauss, Barry	LB	Alabama	1989
Kremser, Karl	K	Tennessee	1969-70
Kuechenberg, Bob	G	Notre Dame	1970-84
Kumerow, Eric	DE	Ohio State	1988-90

- L -

Laakso, Eric	T	Tulane	1978-84
Lamb, Mack	CB	Tennessee State	1967-68
Lambrecht, Mike	DT	St. Cloud State	1987-89
Land, Mel	LB	Michigan State	1979

Landry, Ron	FB	McNeese State	1984
Langer, Jim	C	South Dakota State	1970-79
Lankford, Paul	CB	Penn State	1982-91
Lawless, Burton	G	Florida	1981
Lee, Larry	G/C	UCLA	1985-86
Lee, Ronnie	T/TE	Baylor	1979-82, 1984-89
Lee, Shawn	NT	North Alabama	1990-91
Leigh, Charles	RB	None	1971-74
Lewis, David	TE	California	1987
Limbrick, Garrett	FB	Oklahoma State	1990
Little, George	DE	Iowa	1985-87
Little, Larry	G	Bethune Cookman	1969-80
Logan, Marc	FB	Kentucky	1989-91
Lothridge, Billy	P	Georgia Tech	1972
Lubischer, Steve	LB	Boston College	1987
Lusk, Hendrick	TE	Utah	1998
Lusteg, Booth	K	Connecticut	1967

— M —

Mackey, Kyle	QB	East Texas State	1987
Madison, Sam	CB	Louisville	1997-99
Malone, Benny	RB	Arizona State	1974-78
Malone, Darrell	CB	Jacksonville State	1992-94
Mandich, Jim	TE	Michigan	1970-77
Manning, Brian	WR	Stanford	1997
Mare, Olindo	K	Syracuse	1997-99
Marino, Dan	QB	Pittsburgh	1983-99
Marion, Brock	S	Nevada	1998-99
Mark, Greg	LB	Miami (Fla.)	1990
Marrone, Doug	G/C	Syracuse	1987
Marshall, David	LB	Eastern Michigan	1987
Martin, Tony	WR	Mesa (Colo.)	1989-93, 1999
Mass, Wayne	T	Clemson	1971
Matheson, Bob	LB	Duke	1971-79
Matthews, Bo	FB	Colorado	1981
Matthews, Wes	WR	Northeastern State (Okla.)	1966
Mauck, Carl	C	Southern Illinois	1970
McBride, Norm	DE	Utah	1969-70
McCreary, Loaird	TE	Tennessee State	1976-78
McCullers, Dale	LB	Florida State	1969
McDaniel, Wahoo	LB	Oklahoma	1966-68
McDuffie, O.J.	WR	Penn State	1993-99
McFarland, Jim	TE	Nebraska	1975
McGeever, John	S	Auburn	1966
McGruder, Michael	CB	Kent State	1990-91
McGwire, Dan	QB	San Diego State	1995
McHale, Tom	G	Cornell	1995
McIver, Everett	G	Elizabeth City College	1996-97
McKenzie, Kevin	WR	Washington State	1999
McKinnon, Dennis	WR	Florida State	1990
McKyer, Tim	CB	Texas Arlington	1990
McNeal, Don	CB	Alabama	1980-89
McPhail, Jerris	RB	East Carolina	1996-97
Merritt, Dave	LB	North Carolina State	1993
Mertens, Jim	TE	Fairmont State	1969
Michel, Mike	P/K	Stanford	1977
Miller, Scott	WR	UCLA	1991-96
Milner, Billy	T	Houston	1995-96
Milton, Gene	WR	Florida A&M	1968-69
Mingo, Gene	K	None	1966-67
Mira, George	QB	Miami (Fla.)	1971
Mitchell, Melvin	G	Tennessee State	1976-78
Mitchell, Scott	QB	Utah	1990-93
Mitchell, Stan	RB	Tennessee	1966-70
Mixon, Kenny	DE	Louisiana State	1998-99
Moore, Dave	TE	Pittsburgh	1992
Moore, Eric	T	Indiana	1995
Moore, Mack	DE	Texas A&M	1985-86
Moore, Maulty	DT	Bethune-Cookman	1972-74

Moore, Nat	WR	Florida	1974-86
Moore, Ron	RB	Pittsburg State (Kan.)	1998
Moore, Stevon	S	Mississippi	1990
Moore, Wayne	T	Lamar	1970-78
Moreau, Doug	TE	Louisiana State	1966-69
Morrall, Earl	QB	Michigan State	1972-76
Morris, Mercury	RB	West Texas State	1969-75
Morris, Victor	LB	Miami (Fla.)	1987
Moser, Rick	RB	Rhode Island	1980
Moyer, Alex	LB	Northwestern	1985-86
Mumphord, Lloyd	CB	Texas Southern	1969-74

- N -

Nathan, Tony	RB	Alabama	1979-87
Nealy, Ray	RB	Arkansas-Pine Bluff	1997
Nedney, Joe	K	San Jose State	1996-97
Neff, Bob	S	Stephen F. Austin State	1966-68
Neighbors, Billy	G	Alabama	1966-69
Newman, Ed	G	Duke	1973-84
Nicolas, Scott	LB	Miami (Fla.)	1987
Nomina, Tom	DT	Miami (Ohio)	1966-68
Noonan, Karl	WR	Iowa	1966-71
Norton, Rick	QB	Kentucky	1966-69
Nottingham, Don	FB	Kent State	1973-77
Novak, Jeff	T	Southwest Texas State	1994

- O -

Odom, Cliff	LB	Texas Arlington	1990-93
Offerdahl, John	LB	Western Michigan	1986-93
Oglesby, Alfred	DE/NT	Houston	1990-92
Oliver, Louis	S	Florida	1989-93, 1995-96
Oliver, Muhammad	CB	Oregon	1994
Orosz, Tom	P	Ohio State	1981-82
Ortega, Ralph	LB	Florida	1979-80
Oubre, Louis	G	Oklahoma	1987
Ours, Greg	C	Muskingum	1987
Overstreet, David	RB	Oklahoma	1983
Owens, Morris	WR	Arizona State	1975-76
Owens, Rich	DE	Lehigh	1999

- P -

Paige, Tony	FB	Virginia Tech	1990-92
Palmer, Dick	LB	Kentucky	1970
Park, Ernie	G	McMurray	1966
Parmalee, Bernie	RB	Ball State	1992-98
Pearson, Willie	CB	North Carolina A&T	1969
Pederson, Doug	QB	Northeast Louisiana	1993
Perriman, Brett	WR	Miami (Fla.)	1997
Perry, Ed	TE	James Madison	1997-99
Pesuit, Wally	T	Kentucky	1977-78
Petrella, Bob	S	Tennessee	1966-71
Phillips, Lawrence	RB	Nebraska	1997
Pidgeon, Tim	LB	Syracuse	1987
Planansky, Joe	TE	Chadron State	1995
Plummer, Bruce	CB	Mississippi State	1988
Pool, David	CB	Carson-Newman	1994
Poole, Ken	DT	Northeast Louisiana	1981-82
Potter, Steve	LB	Virginia	1981-82
Potts, Roosevelt	FB	Northeast Louisiana	1997
Powell, Alvin	G	Winston-Salem State	1989
Powell, Jesse	LB	West Texas State	1969-73
Preston, Roell	WR	Mississippi	1999
Price, Sam	RB	Illinois	1966-68
Pritchett, Stanley	FB	South Carolina	1996-99
Prokop, Joe	P	Cal Poly-Pomona	1992
Pruitt, James	WR	Cal State-Fullerton	1986-88, 1990-91
Pryor, Barry	RB	Boston University	1969-70

- R -

Raglin, Floyd	CB	Southern	1987
Randle, Tate	S	Texas Tech	1987
Rather, Bo	RB	Michigan	1973, 1978
Ray, Ricky	CB	Norfolk State	1981-82
Readon, Ike	DT	Hampton Institute	1987
Reaves, Willard	RB	Northern Arizona	1989
Reese, Don	DT	Jackson State	1974-76
Reichenbach, Mike	LB	East Stroudsburg	1990-91
Reilly, Dameon	WR	Rhode Island	1987
Reveiz, Fuad	K	Tennessee	1985-88
Rhone, Earnie	LB	Henderson State	1975-84
Rice, Ken	G	Auburn	1966-67
Richardson, Jeff	T	Michigan State	1969
Richardson, John	DT	UCLA	1967-71
Richardson, Kyle	P	Arkansas State	1997
Richardson, Willie	WR	Jackson State	1970
Riley, Jim	DE	Oklahoma	1967-71
Roberson, Bo	WR	Cornell	1966
Roberson, Vern	S	Grambling	1977
Roberts, Archie	QB	Columbia	1967
Roberts, George	P	Virginia Tech	1978-80
Roberts, Guy	LB	Maryland	1977
Robinson, Fred	LB	Miami (Fla.)	1986
Robiskie, Terry	FB	Louisiana State	1980-81
Roby, Reggie	P	Iowa	1983-92
Roderick, John	WR	Southern Methodist	1966-67
Rodgers, Derrick	LB	Arizona State	1997-99
Rose, Donovan	S	Hampton Institute	1986-87
Rose, Joe	TE	California	1980-85
Roth, Pete	FB	Northern Illinois	1987
Ruddy, Tim	C	Notre Dame	1994-99
Rudolph, Jack	LB	Georgia Tech	1966

- S -

Salter, Bryant	S	Pittsburgh	1976
Sampleton, Lawrence	TE	Texas	1987
Sander, Mark	LB	Louisville	1992
Saxon, James	RB	San Jose State	1992-94
Schamel, Duke	LB	South Dakota	1987
Schwedes, Scott	WR	Syracuse	1987-90
Scott, Jake	S	Georgia	1970-75
Scott, Ronald	RB	Southern	1987
Scott, Stanley	DE	Florida State	1987
Secules, Scott	QB	Virginia	1989-92
Seiple, Larry	P/RB/TE	Kentucky	1967-77
Selfridge, Andy	LB	Virginia	1976
Sellers, Ron	WR	Florida State	1973
Sendlein, Robin	LB	Texas	1985
Shannon, Larry	WR	East Carolina	1998-99
Sheldon, Mike	T	Grand Valley State	1997-99
Shipp, Jackie	LB	Oklahoma	1984-88
Shiver, Sanders	LB	Carson-Newman	1984
Shull, Steve	LB	William & Mary	1980-83
Siler, Rich	TE	Texas A&M	1987
Simpson, Antoine	DT	Houston	1999
Simpson, Bob	DE	Colorado	1978
Sims, Keith	G	Iowa State	1990-97
Singleton, Chris	LB	Arizona	1993-96
Small, Gerald	CB	San Jose State	1978-83
Smith, Brent	G/T	Mississippi State	1997-99
Smith, Frankie	CB	Baylor	1993-95
Smith, Mike	CB	Texas-El Paso	1985-87
Smith, Sammie	RB	Florida State	1989-91
Smith, Tom	RB	Miami (Fla.)	1973
Smith, Willie	TE	Miami (Fla.)	1987

Sochia, Brian	DT	Northwestern Oklahoma State	1986-91
Solomon, Freddie	WR	Tampa	1975-77
Solomon, Jesse	LB	Florida State	1994
Sowell, Robert	CB	Howard	1983-85, 1987
Speyrer, Cotton	WR	Texas	1975
Spikes, Irving	RB	Northeast Louisiana	1994-97
Squirek, Jack	LB	Illinois	1986
Stanfill, Bill	DE	Georgia	1969-76
Stankavage, Scott	QB	North Carolina	1987
Stanley, Walter	WR	Mesa (Colo.)	1991
Stephenson, Dwight	C	Alabama	1980-87
Stewart, Michael	S	Fresno State	1994-96
Stewart, Rayna	S	Northern Arizona	1998
Stofa, John	QB	Buffalo	1966-67, 1969-70
Stokes, Barry	T	Eastern Michigan	1998
Storr, Greg	LB	Boston College	1987
Stoudt, Cliff	QB	Youngstown State	1989
Stowe, Otto	WR	Iowa State	1971-72
Stoyanovich, Pete	K	Indiana	1989-95
Stradford, Troy	RB	Boston College	1987-90
Strock, Don	QB	Virginia Tech	1974-87
Stubbs, Daniel	DE	Miami (Fla.)	1996-98
Stuckey, Henry	CB	Missouri	1972-74
Surtain, Patrick	CB	Southern Mississippi	1998-99
Swain, John	CB	Miami (Fla.)	1985, 1987
Swift, Doug	LB	Amherst	1970-75
Swoopes, Pat	DE	Mississippi State	1991

- T -

Tagliaferri, John	RB	Cornell	1987
Tanner, Barron	DT	Oklahoma	1997-98
Tautolo, Terry	LB	UCLA	1983-84
Taylor, Ed	CB	Memphis State	1979-82
Taylor, Jason	DE	Akron	1997-99
Taylor, Johnny	LB	Hawaii	1986
Teague, George	S	Alabama	1997
Teal, Jimmy	WR	Texas A&M	1988
Testerman, Don	FB	Clemson	1980
Thayer, Tom	G/C	Notre Dame	1993
Thomas, Lamar	WR	Miami (Fla.)	1996-99
Thomas, Norris	CB	Southern Mississippi	1977-79
Thomas, Rodell	LB	Alabama State	1981, 1983-84
Thomas, Rodney	CB	Brigham Young	1988-90
Thomas, Zach	LB	Texas Tech	1996-99
Thompson, Reyna	CB	Baylor	1986-88
Thornton, Jack	LB	Auburn	1966
Tiffin, Van	K	Alabama	1987
Tilley, Emmett	LB	Duke	1983
Tillman, Andre	TE	Texas Tech	1975-78
Toews, Jeff	G	Washington	1979-85
Torczon, LaVerne	DE	Nebraska	1966
Torrey, Bob	FB	Penn State	1979
Toth, Tom	G	Western Michigan	1986-89
Towle, Steve	LB	Kansas	1975-80
Tucker, Gary	RB	Tennessee-Chattanooga	1968
Turner, T.J.	DE	Houston	1986-92
Twilley, Howard	WR	Tulsa	1966-76

- U -

Uhlenhake, Jeff	C	Ohio State	1989-93
Urbanek, Jim	DT	Mississippi	1968
Uwaezuoke, Iheanyi	WR	California	1998

- V -

Veasey, Craig	DT	Houston	1993-94
Vigorito, Tom	RB/WR	Virginia	1981-85
Vincent, Troy	CB	Wisconsin	1992-95

Volk, Rick	S	Michigan	1977-78
von Schamann, Uwe	K	Oklahoma	1979-84

- W -

Wade, Charley	WR	Tennessee State	1973
Wainright, Frank	TE	Northern Colorado	1995-98
Walker, Bracey	S	North Carolina	1997
Walker, Brian	S	Washington State	1997-98
Walker, Fulton	CB	West Virginia	1981-84
Walters, Rod	G	Iowa	1980
Wantland, Hal	S	Tennessee	1966
Ward, Chris	T	Ohio State	1986
Ward, Ronnie	LB	Kansas	1997
Warfield, Paul	WR	Ohio State	1970-74
Warren, Jimmy	CB	Illinois	1966-69
Washington, Dick	CB	Bethune-Cookman	1968
Webb, Richmond	T	Texas A&M	1990-99
Webster, Larry	DT	Maryland	1992-94
Weidner, Bert	G/C	Kent State	1990-95
Weisacosky, Ed	LB	Miami (Fla.)	1968-70
West, Willie	S	Oregon	1966-68
Westmoreland, Dick	CB	North Carolina A&T	1966-69
White, Jeris	CB	Hawaii	1974-76
Wickert, Tom	T	Washington State	1974
Williams, Delvin	RB	Kansas	1978-80
Williams, Gene	G	Iowa State	1991-92
Williams, Jarvis	S	Florida	1988-93
Williams, Joel	TE	Notre Dame	1987
Williams, Maxie	G/T	Southeastern Louisiana	1966-70
Williams, Mike	WR	Northeastern	1991-95
Williams, Ronnie	TE	Oklahoma State	1993-95
Wilmsmeyer, Klaus	P	Louisville	1998
Wilson, George, Jr.	QB	Xavier	1966
Wilson, Jerry	CB	Southern	1996-99
Wilson, Karl	DE	Louisiana State	1990, 1993
Wilson, Robert	FB	Texas A&M	1994-96
Wimberly, Derek	DE	Purdue	1987
Windauer, Bill	DT	Iowa	1975
Winfrey, Stan	RB	Arkansas State	1975-77
Wiska, Jeff	G	Michigan State	1987
Wood, Dick	QB	Auburn	1966
Wooden, Shawn	S	Notre Dame	1996-99
Woodley, David	QB	Louisiana State	1980-83
Woods, Larry	DT	Tennessee State	1973
Woodson, Fred	G	Florida A&M	1967-69

- Y -

Yepremian, Garo	K	None	1970-78
Young, Steve	T	Colorado	1977
Young, Willie	T	Alcorn A&M	1973

- Z -

Zawatson, Dave	T	California	1991
Zecher, Rich	DT	Utah State	1966-67
Zolak, Scott	QB	Maryland	1999

Boldface indicates active player or coach.

WHERE THEY'VE COME FROM

(Colleges and Universities which have produced Dolphin players)

Abilene-Christian 1, Akron 1, Alabama 13, Alabama State 1, Albany (Ga.) State 1, Alcorn A&M 1, Alma 1, Amherst 2, Arizona 2, Arizona State 6, Arkansas 2, Arkansas Pine-Bluff 1, Arkansas State 5, Auburn 10, Ball State 1, Baylor 7, Bethune-Cookman 7, Boston College 5, Boston University 2, Bowling Green 1, Brigham Young 1, Buffalo 1, California 4, California-Davis 1, Cal Poly-Pomona 1, Cal Poly-SLO 1, Cal State-Fullerton 1, Cal State-Los Angeles 1, Carson-Newman 2, Catawba 1, Central College (Iowa) 1, Central State (Ohio) 1, Chadron State (Neb.) 1, Clemson 2, Colorado 5, Colorado State 1, Columbia 1, Connecticut 2, Cornell 3, Dayton 1, Delaware 1, Delta State 1, Duke 5, East Carolina 5, Eastern Kentucky 1, Eastern Michigan 3, Eastern New Mexico 1, East Stroudsburg 1, East Texas State 1, Elizabeth City College 1, Fairmont State 1, Ferrum College 1, Florida 12, Florida A&M 5, Florida State 8, Ft. Valley State 1, Franklin and Marshall 1, Fresno State 1, Furman 1, Georgia 2, Georgia Tech 7, Grambling 4, Grand Valley State 1, Hampton Institute 3, Hawaii 3, Henderson State 2, Holy Cross 1, Houston 6, Howard 1, Howard Payne 1, Illinois 7, Indiana 6, Indiana State 1, Iona 1, Iowa 5, Iowa State 6, Jackson State 5, Jacksonville State 1, James Madison 3, Kansas 3, Kent State 4, Kentucky 10, Lamar 1, Lehigh 1, Liberty 2, Long Beach City College 1, Louisiana State 9, Louisville 7, MacMurray 1, Maryland 6, McNeese State 1, Memphis State 5, Mesa (Colo.) 2, Miami (Fla.) 27, Miami (Ohio) 1, Michigan 6, Michigan State 8, Minnesota 5, Mississippi 9, Mississippi State 5, Missouri 3, Montana State 1, Montclair State 1, Morgan State 1, Morris Brown 1, Muskingum 1, Nebraska 7, Nevada 3, New Hampshire 1, New Mexico State 2, No College 4, Norfolk State 1, North Carolina 7, North Carolina Central 1, North Carolina A&T 2, North Carolina State 3, North Dakota State 1, Northeast Louisiana 4, Northeastern 1, Northeastern State (Okla.) 1, Northern Arizona 3, Northern Colorado 1, Northern Illinois 1, Northern Iowa 1, Northern Michigan 1, North Texas State 1, Northwestern 2, Northwestern Oklahoma State 1, Northwestern State (La.) 1, Notre Dame 10, Ohio State 15, Oklahoma 10, Oklahoma State 2, Omaha 1, Oregon 3, Pacific 1, Penn State 10, Pittsburg State (Kan.) 1, Pittsburgh 6, Princeton 1, Purdue 6, Rhode Island 2, Rice 3, Rutgers 1, St. Cloud State 1, San Diego State 3, San Jose State 5, South Carolina 1, South Carolina State 1, South Dakota 1, South Dakota State 1, Southeastern Louisiana 1, Southern 6, Southern California 2, Southern Illinois 1, Southern Methodist 2, Southern Mississippi 5, Southwestern Louisiana 1, Southwest Texas State 1, Stanford 5, Stephen F. Austin State 2, Syracuse 10, Tampa 3, Tennessee 12, Tennessee-Chattanooga 1, Tennessee State 5, Texas 5, Texas A&M 12, Texas Arlington 2, Texas Christian 4, Texas-El Paso 1, Texas Southern 5, Texas Tech 3, Toledo 1, Tulane 2, Tulsa 5, UCLA 6, Utah 6, Utah State 2, Vanderbilt 3, Villanova 1, Virginia 9, Virginia State 1, Virginia Tech 3, Wake Forest 1, Washington 5, Washington State 5, Wayne State 1, Western Carolina 1, Western Illinois 1, Western Michigan 2, West Texas State 2, West Virginia 6, Wichita State 1, William & Mary 1, Winston-Salem State 2, Wisconsin 5, Wyoming 1, Xavier 2, Yale 1, Youngstown State 1.

TOP SCHOOLS: 27 – Miami (Fla.); 15 – Ohio State; 13 – Alabama; 12 – Florida, Tennessee, Texas A&M; 10 – Kentucky, Notre Dame, Oklahoma, Penn State, Syracuse; 9 – Auburn, Louisiana State, Mississippi, Virginia; 8 – Florida State, Michigan State; 7 – Baylor, Bethune-Cookman, Georgia Tech, Illinois, Louisville, Nebraska, North Carolina; 6 – Arizona State, Houston, Indiana, Iowa State, Maryland, Michigan, Pittsburg, Purdue, Southern, UCLA, Utah, West Virginia.



DOLPHIN FACT

The only player for whom the Dolphins received trade value twice is QB John Stofa. Stofa, who joined Miami as a free agent in 1966, was traded on Dec. 26, 1967, to Cincinnati for first and second round draft choices in 1968. He re-joined the Dolphins as a free agent in 1969 and was traded on Nov. 23, 1971, to Denver

for a seventh-round pick in 1972.

LENGTH OF SERVICE

TOTAL YEARS

NAME AND YEARS PLAYED

17	Dan Marino 83-99
15	Bob Kuechenberg 70-84
14	Bob Griese 67-80; Don Strock 74-87
13	Nat Moore 74-86
12	Vern Den Herder 71-82; Bruce Hardy 78-89; Jim Jensen 81-92; Larry Little 69-80; Ed Newman 73-84
11	Mark Duper 82-92; Tim Foley 70-80; Larry Seiple 67-77; Howard Twilley 66-76
10	Dick Anderson 68-77; Bob Baumhower 77-86; Doug Betters 78-87; Mark Clayton 83-92; Jeff Dellenbach 85-94; Norm Evans 66-75; Jon Giesler 79-88; Jim Langer 70-79; Paul Lankford 82-91; Ronnie Lee 79-82, 84-89; Don McNeal 80-89; Earnie Rhone 75-84; Reggie Roby 83-92; Richmond Webb 90-99
9	Woody Bennett 80-88; Glenn Blackwood 79-87; Kim Bokamper 77-85; Bob Brudzinski 81-89; Roy Foster 82-90; Duriel Harris 76-83, 85; Bob Heinz 69-77; Curtis Johnson 70-78; Bob Matheson 71-79; Wayne Moore 70-78; Tony Nathan 79-87; Garo Yepremian 70-78
8	Charlie Babb 72-79; J.B. Brown, 89-96; Nick Buoniconti 69-76; Jeff Cross 88-95; Larry Csonka 68-74, 79; A.J. Duhe 77-84; Manny Fernandez 68-75; Cleveland Green 79-86; Dwight Hollier 1992-99; William Judson 82-89; Mike Kolen 70-77; Mike Kozlowski 79-86; Jim Mandich 70-77; John Offerdahl 86-93; Keith Sims 90-97; Bill Stanfill 69-76; Dwight Stephenson 80-87
7	Fred Banks 87-93; Jimmy Cefalo 78-84; Doug Crusan 68-74; Mark Dennis 87-93; Larry Gordon 76-82; Hugh Green 85-91; Liffort Hobley 87-93; Jim Kiick 68-74; Eric Laakso 78-84; O.J. McDuffie 93-99; Mercury Morris 69-75; Bernie Parmalee 1992-98; Pete Stoyanovich 89-95; Jeff Toews 79-85; T.J. Turner 86-92

DOLPHINS BY THE NUMBERS

(1966-99)

- 1 - Garo Yepremian (1970-78); Tony Franklin (1988); Willie Beecher (1988)
- 2 - Cookie Gilchrist (1966); *Willie Beecher (1987)
- 3 - Tom Orosz (1981-82); *Stacy Gore (1987); Van Tiffin (1987)
- 4 - George Roberts (1978-80); Reggie Roby (1983-92); Tom Hutton (1999)
- 5 - Booth Lusteg (1967); John Stofa (1969-70); Uwe von Schamann (1979-84); Jeff Hayes (1987); Kyle Richardson (1997)
- 6 - Jim Arnold (1994); Joe Nedney (1996-97); Brent Bartholomew (1999)
- 7 - Billy Lothridge (1972); Guy Benjamin (1978-79); Fuad Reveiz (1985-88); Charlie Baumann (1991); Joe Prokop (1992); Dale Hatcher (1993); Craig Erickson (1996-98)
- 8 - Klaus Wilmsmeyer (1998)
- 9 - Scott Secules (1989-92)
- 10 - George Wilson, Jr. (1966); George Mira (1971); Don Strock (1974-87); Pete Stoyanovich (1989-95); Olindo Mare (1997-99)
- 11 - Rick Norton (1966-69); Jim Del Gaizo (1972, 1975); Jim Jensen (1981-92); Dan McGwire (1995); Damon Huard (1997-99)
- 12 - Bob Griese (1967-80)
- 13 - Jake Scott (1970-75); Dan Marino (1983-99)
- 14 - *Scott Stankavage (1987); Doug Pederson (1993); Scott Zolak (1999)
- 15 - John Stofa (1966-67); Kim Hammond (1968); Karl Kremser (1969-70); Charles Leigh (1971); Earl Morrall (1972-76); *Kyle Mackey (1987); Kirby Dar Dar (1995, 1997)
- 16 - Archie Roberts (1967); Tom Boutwell (1969); David Woodley (1980-83)
- 17 - Mike Michel (1977); Ron Jaworski (1987-88); Steve DeBerg (1993); John Kidd (1994-97); Todd Doxzon (1998)
- 18 - Dick Wood (1966); Cliff Stoudt (1989)
- 19 - Reyna Thompson (1986); Scott Mitchell (1990-93); Bernie Kosar (1994-96); Nate Jacquet (1998)
- 20 - Larry Seiple (1967-77); Neal Colzie (1979); David Overstreet (1983); *Rickey Isom (1987); Joe Cribbs (1988); Marc Logan (1989-91); Muhammad Oliver (1994); Ray Nealy (1997); John Avery (1998-99)

- 21 – Gene Mingo (1966-67); Jim Kiick (1968-74); Rick Volk (1977-78); *Tate Randle (1987); Mark Higgs (1990-94); Lawrence Phillips (1997); Rayna Stewart (1998); Autry Denson (1999)
- 22 – Willie West (1966-68); Mercury Morris (1969-75); Tony Nathan (1979-87); Kerry Goode (1989); Tim McKyer (1990); James Saxon (1992-94); Shawn Wooden (1996-99)
- 23 – Wes Matthews (1966); Charles Leigh (1973-74); Joe Carter (1984-86); Troy Stradford (1987); *Demetrious Johnson (1987); Troy Stradford (1987-90); Troy Vincent (1992-95); Robert Bailey (1996); George Teague (1997); Patrick Surtain (1998-99)
- 24 – Billy Hunter (1966); Jack Clancy (1967-69); Delvin Williams (1978-80); Reyna Thompson (1986-87); *Floyd Raglin (1987); Reyna Thompson (1987-88); Rodney Thomas (1989-90); Vestee Jackson (1991-93); Pat Johnson (1995); Jerry Wilson (1996-99)
- 25 – Dick Westmoreland (1966-69); Tim Foley (1970-80); Mike Smith (1985- 87); Louis Oliver (1989-93); 1995-96); Corey Harris (1997); Greg Jeffries (1999)
- 26 – Frank Jackson (1966-67); Lloyd Mumphord (1969-74); Duriel Harris (1976); Donovan Rose (1986-87); Jarvis Williams (1988-93); Bracey Walker (1997)
- 27 – Gary Tucker (1968); Gary Davis (1976-79); Lorenzo Hampton (1985-89); Stevon Moore (1990); David Pool (1994); Terrell Buckley (1995-99)
- 28 – George Chesser (1966); Abner Haynes (1967); Gene Milton (1968-69); Ed Jenkins (1972); Hubert Ginn (1975); Don McNeal (1980-89); Michael McGruder (1990-91); Frankie Smith (1993); Gene Atkins (1994-96); Ray Hill (1998-99)
- 29 – Jack Harper (1967-68); Garry Grady (1969); Tom Smith (1973); John Swain (1985); Liffort Hobley (1987-93); Frankie Smith (1994-95); Sam Madison (1997-99)
- 30 – Sam Price (1966-68); Bryant Salter (1976); Ron Davenport (1985-89); Bernie Parmalee (1992-98)
- 31 – George Chesser (1967); Barry Pryor (1969-70); Terry Cole (1971); Norm Bulaich (1975-79); Rick Moser (1980); Eddie Hill (1981-84); Sean Hill (1994-96); Brock Marion (1998-99)
- 32 – Joe Auer (1966-67); Hubert Ginn (1970-73); Benny Malone (1974-78); Tom Vigorito (1981-85); Donald Brown (1986); *Pete Roth (1987); Garrett Limbrick (1990); Bruce Alexander (1992-93); Aaron Craver (1994); Cleveland Gary (1994); Jerris McPhail (1996-97); J.J. Johnson (1999)
- 33 – Billy Joe (1966); Hubert Ginn (1974); Stan Winfrey (1975-77); Billy Cesare (1980); Bo Matthews (1981); Rich Diana (1982); Craig Ellis (1986); *Ronald Scott (1987); Sammie Smith (1989-91); Karim Abdul-Jabbar (1996-99)
- 34 – Ron Sellers (1973); Jim Braxton (1978); Don Testerman (1980); Woody Bennett (1980-88); Nuu Faola (1989); Tony Collins (1990); Aaron Craver (1991-93); Tyrone Braxton (1994); Tim Jacobs (1996-97); Ron Moore (1998); Cecil Collins (1999)
- 35 – Rick Casares (1966); Stan Mitchell (1966-70); Clayton Heath (1976); Nick Giaquinto (1980-81); *John Tagliaferri (1987); Kerry Glenn (1990-92); Michael Stewart (1994-96); Irving Spikes (1997)
- 36 – Preston Carpenter (1966); Charles Leigh (1972); Don Nottingham (1973-77); Steve Howell (1979-81); Tom Brown (1987-89); Stephen Braggs (1992-93); Stanley Pritchett (1996-99)
- 37 – Charley Wade (1973); Andra Franklin (1981-84); Mike Kozlowski (1979-80); J.B. Brown (1989-96)
- 38 – Leroy Harris (1977-78); Bob Torrey (1979); Terry Robiskie (1980-81); Ron Landry (1984); *Clarence Bailey (1987); Bruce Plummer (1988); Willard Reaves (1989); Calvin Jackson (1994-99)
- 39 – Larry Csonka (1968-74, 1979)
- 40 – Bo Roberson (1966); Dick Anderson (1968-77); Mike Kozlowski (1981-86); *John Swain (1987); Irving Spikes (1994-96)
- 41 – Willie Pearson (1969); Norris Thomas (1977-79); Fulton Walker (1981-84); *Mark Konecny (1987); African Grant (1990); Keith Byars (1993-96)
- 42 – Bill Darnell (1968-69); Paul Warfield (1970-74); Jeris White (1974-76); Vern Roberson (1977); Lyle Blackwood (1981-86); *Robert Sowell (1987); Ernest Gibson (1989); Chris Green (1991-94); Terry Kirby (1995); Roosevelt Potts (1997)
- 43 – Bob Neff (1966-68); Mike Holmes (1976); Jeff Allen (1980); Ricky Ray (1981-82); Larry Cowan (1982); Bud Brown (1984-88); Terry Kirby (1993-94)
- 44 – Pete Jacquess (1966-67); Dick Washington (1968); Dean Brown (1970); Mike Howell (1972); Barry Hill (1975-76); Charles Cornelius (1977-78); Doug Beaudoin (1980); Paul Lankford (1982-91); Bobby Humphrey (1992); Aaron Craver (1994); Rob Konrad (1999)
- 45 – Mack Lamb (1967-68); Curtis Johnson (1970-78); Ed Taylor (1979-82); Robert Sowell (1983-85); *Trell Hooper (1987); Rodney Thomas (1988); Bobby Harden (1990-93); Brian Walker (1997-98)
- 46 – Hal Wantland (1966); Don Bessilleu (1979-81); Pete Johnson (1984); *Mark Irvin (1987); Dave Moore (1992)
- 47 – John McGeever (1966); Tom Beier (1967, 1969); Ted Bachman (1976); Glenn Blackwood (1979-87); Stefan Adams (1990); Darrell Malone (1992-94)
- 48 – Bob Patrella (1966-71); Henry Stuckey (1972-74); Ken Ellis (1976); Wade Bosarge (1977); Gerald Small (1978-83); Mike laquaniello (1991); Jim Kitts (1997-98); Kantroy Barber (1999)
- 49 – Jimmy Warren (1966-69); Ray Jones (1971); Charlie Babb (1972-79); William Judson (1982-87); *Marvell Burgess (1987); William Judson (1987-89); Tony Paige (1990-92); Robert Wilson (1994-96); Dewayne Dotson (1997)

- 50 - Frank Emanuel (1968-69); Dick Palmer (1970); Bruce Elia (1975); Larry Gordon (1976-82); Jackie Shipp (1984-87); *Greg Storr (1987); Jackie Shipp (1987-88); Dave Ahrens (1989); Louis Cooper (1991); Dwight Hollier (1992-99)
- 51 - Jerry Hopkins (1967-68); Ed Weisacosky (1968-70); Larry Ball (1972-74); Rodrigo Barnes (1975); Andy Selfridge (1976); Rusty Chambers (1976-80); Mark Brown (1983-88); Greg Clark (1989); Bryan Cox (1991-95); Anthony Harris (1996-99)
- 52 - Mike Hudock (1966); Jimmy Keyes (1968-69); Mike Dennery (1976); Larry Ball (1977-78); Mel Land (1979); Steve Shull (1981-83); Emmitt Tilley (1983); Terry Tautolo (1983-84); Sanders Shiver (1984); Robin Sendlein (1985); *Dennis Fowlkes (1987); Scott Nicolas (1987); Mike Reichenbach (1990-91); Roosevelt Collins (1992); Brant Boyer (1994); Jeff Kopp (1995); Robert Jones (1998-99)
- 53 - Tom Erlandson (1966-67); Norm McBride (1969-70); Bob Matheson (1971-79); Rodell Thomas (1981); Ron Hester (1982-84); Jay Brophy (1984-86); Jack Squirek (1986); David Frye (1986-89); Ned Bolcar (1991-92); Aubrey Beavers (1994-95); Larry Izzo (1996-99)
- 54 - Wahoo McDaniel (1966-68); Bob Bruggers (1968); Dale McCullers (1969); Ted Davis (1970); Howard Kindig (1972-73); Ralph Ortega (1979-80); Steve Potter (1981-82); Rodell Thomas (1983-84); Alex Moyer (1985-86); Johnny Taylor (1986); *Steve Lubischer (1987); Larry Kolic (1987-88); E.J. Junior (1989-91); Chuck Bullough (1993-94); Zach Thomas (1996-99)
- 55 - Jack Rudolph (1966); Randall Edmunds (1968-69); Irv Goode (1973-74); Earnie Rhone (1975-84); Hugh Green (1985-91); David Merritt (1993); Chris Singleton (1993-96); Ronnie Ward (1997)
- 56 - Bob Bruggers (1966-67); Jesse Powell (1969-73); Steve Towle (1975-80); Charles Bowser (1982-85); John Offerdahl (1986-93); Mike Crawford (1997-98)
- 57 - John Bramlett (1967-68); Sean Clancy (1978); Mike Kolen (1970-75, 1977); Dwight Stephenson (1980-87); *Scott Nicolas (1987); Tom Thayer (1993); Dion Foxx (1994-95); O.J. Brigrance (1997-99)
- 58 - Tom Goode (1966-69); Dale Farley (1971); Al Jenkins (1972); Bruce Bannon (1973-74); Kim Bokamper (1977-85); Rick Graf (1987); Chris Gaines (1988); Ilia Jarostchuk (1988); Tony Furjanic (1988); Krauss (1989); Mark Sander (1992); Jesse Solomon (1994); Antonio Armstrong (1995); O.J. Brigrance (1996)
- 59 - Jack Thornton (1966); Doug Swift (1970-75); Guy Roberts (1977); Steve Shull (1980); Bob Brudzinski (1981-89); John Grimsley (1991- 93); Dewayne Dotson (1994-95); Derrick Rodgers (1997-99)
- 60 - Carl Mauck (1970); Tom Wickert (1974); Don Reese (1976); Melvin Mitchell (1977-78); Jeff Toews (1979-85); *Duke Schamel (1987); Greg Clark (1989); Bert Weidner (1990-95); John Bock (1996-99)
- 61 - Ernie Park (1966); Fred Woodson (1967-69); Bob DeMarco (1970-71); Cleveland Green (1979); Thom Dornbrook (1980); Roy Foster (1982- 87); *Greg Cleveland (1987); Roy Foster (1987-90); Gene Williams (1991-92); Tim Ruddy (1994-99)
- 62 - Jim Langer (1970-79); Harry Galbreath (1988-92); Chris Gray (1993-96)
- 63 - Billy Neighbors (1966-69); Mark Dennard (1979-83); Larry Lee (1985); *Greg Ours (1987); Jeff Uhlenhake (1989-93); Cal Dixon (1996); Mark Dixon (1998-99)
- 64 - Ed Newman (1973-84); Houston Hoover (1994)
- 65 - Jim Higgins (1966); Jack Pyburn (1967-68); Maulty Moore (1972-74); Wally Pesuit (1977-78); Jeff Dellenbach (1985-87); *Bill Bealles (1987); Jeff Dellenbach (1987-94); Kevin Donnalley (1998-99)
- 66 - Larry Little (1969-80); Larry Lee (1986); *Jim Gilmore (1987); Everett McIver (1996-97); Kevin Gogan (1999)
- 67 - Bob Kuechenberg (1970-84); Chris Ward (1986); Chris Conlin (1987); *Guy Goar (1987); Pat Swoopes (1991); Jeff Novak (1994); Barry Stokes (1998)
- 68 - Melvin Mitchell (1976); Eric Laakso (1978-84); Greg Koch (1986-87); *Louis Oubre (1987); Jim Huddleston (1987); Andrew Greene (1995); Mike Sheldon (1997-99)
- 69 - Mike Lambrecht (1987-89); Keith Sims (1990-97)
- 70 - Jim Riley (1967-71); Larry Woods (1973); Tom Funchess (1974); Bill Windauer (1975); John Andrews (1975-76); Bob Simpson (1978); Bill Barnett (1980-85); Brian Sochia (1986-91); Eric Moore (1995); Mike Chalenski (1997)
- 71 - Jack Pyburn (1966); Charlie Fowler (1967-68); John Boynton (1969); Frank Cornish (1970-71); Darryl Carlton (1975-76); Mike Current (1977-79); Burton Lawless (1981); Mike Charles (1983-86); *Scott Kehoe (1987); Bob Gruber (1987); Ethan Albright (1995); Dunstan Anderson (1997)
- 72 - Whit Canale (1966); Bill Keating (1967); Rudy Barber (1968); Bob Heinz (1969-77); Mike Fultz (1981); Richard Bishop (1982); Ronnie Lee (1984-87); *Steve Jacobson (1987); Ronnie Lee (1987-89); Tom McHale (1995); Barron Tanner (1997-98)
- 73 - Norm Evans (1966-75); Bob Baumhower (1977-86); Greg Johnson (1988); Ron Heller (1993-95)
- 74 - John Richardson (1967-71); Randy Crowder (1974-76); Steve Young (1977); Cleveland Green (1980-86); Mark Dennis (1987); *Jeff Wiska (1987); Mark Dennis (1987-93); Ed Hawthorne (1995); Brent Smith (1997-99)
- 75 - Ken Rice (1966-67); Manny Fernandez (1968-75); Rick Dvorak (1977); Doug Betters (1978-

- 87); Jeff Faulkner (1990); Dave Zawatson (1991); Shane Burton (1996-98)
- 76 – Tom Nomina (1966-68); Jeff Richardson (1969); Willie Young (1973); Ron Berger (1973); Don Reese (1974-75); John Alexander (1977-78); Rod Walters (1980); Mike Fultz (1981); Steve Clark (1982-85); Tom Toth (1986-89); Tim Irwin (1994); James Brown (1996-99)
- 77 – Rich Zecher (1966-67); Doug Crusan (1968-74); A.J. Duhe (1977-84); *Stanley Scott (1987); Louis Cheek (1988-89); Karl Wilson (1990); Jeff Buckley (1996-98)
- 78 – Maxie Williams (1966-70); Wayne Mass (1971); Jim Dunaway (1972); Tom Drougas (1975-76); Carl Barisich (1977-80); Ken Poole (1981-82); Charles Benson (1983-84); Jerome Foster (1986); *Derek Wimberly (1987); Doug Marrone (1987); Alvin Powell (1989); Richmond Webb (1990-99)
- 79 – Al Dotson (1966); Mike Current (1967); Jim Urbanek (1968); Wayne Moore (1970-78); Jon Giesler (1979-87); *Ike Readon (1987); Jon Giesler (1987-88); Donnie Gardner (1991); Larry Webster (1992-94); Billy Milner (1995-96); Kenny Mixon (1998-99)
- 80 – Ed Cooke (1966-67); Bob Joswick (1968-69); Marv Fleming (1970-74); Jim McFarland (1975); Loaird McCreary (1976-78); Joe Rose (1980-85); *Lawrence Sampleton (1987); Ferrell Edmunds (1988-92); Irving Fryar (1993-95); Fred Barnett (1996-97); Brett Perriman (1997); Kirby Dar Dar (1998); Horace Copeland (1998); Iheanyi Uwaezuoke (1998); Tony Martin (1999)
- 81 – Howard Twilley (1966-76); Ike Hill (1976); Jimmy Cefalo (1978-84); *Mike Caterbone (1987); Scott Schwedes (1987-90); Randal Hill (1991); James Pruitt (1991); Robert Clark (1992); O.J. McDuffie (1993-99)
- 82 – Doug Moreau (1966-69); Otto Stowe (1971-72); Bo Rather (1973); Mel Baker (1974); Cotton Speyrer (1975); Morris Owens (1975-76); Duriel Harris (1977-83); Fernanza Burgess (1984); Duriel Harris (1985); James Pruitt (1986-87); *Todd Feldman (1987); James Pruitt (1987-88); Andre Brown (1989-90); Scott Miller (1991-92); Mark Ingram (1993-94); Frank Wainright (1995-98); Larry Shannon (1999); Roell Preston (1999); Kevin McKenzie (1999)
- 83 – Dave Kocourek (1966); Jim Cox (1968); Vern Den Herder (1972-82); Mark Clayton (1983-87); *Dameon Reilly (1987); Mark Clayton (1987-92); Scott Miller (1993-96); Brian Manning (1997); Hendrick Lusk (1998); Hunter Goodwin (1999)
- 84 – Earl Faison (1966); Ray Jacobs (1967-68); Bill Stanfill (1969-76); Bruce Hardy (1978-87); *Willie Smith (1987); Bruce Hardy (1987-89); Greg Baty (1990-94); Gary Clark (1995); Brett Carolan (1996); Troy Drayton (1996-99)
- 85 – John Holmes (1966); Nick Buoniconti (1969-76); Terry Anderson (1977-78); Bo Rather (1978); Jeff Groth (1979); Mark Duper (1982-87); *Eddie Chavis (1987); Mark Duper (1987-92); Ronnie Williams (1993-95); Lamar Thomas (1996-99)
- 86 – Mel Branch (1966-68); Vern Den Herder (1971); Marlin Briscoe (1972-74); Freddie Solomon (1975-77); Ronnie Lee (1979-82); John Chesley (1984); *George Farmer (1987); Fred Banks (1987-90); Dennis McKinnon (1990); Fred Banks (1990-93); Eric Green (1995); Brett Carolan (1996); Qadry Ismail (1997); Oronde Gadsden (1998-99)
- 87 – John Roderick (1966-67); Jim Mertens (1969); Willie Richardson (1970); Andre Tillman (1975-78); Dan Johnson (1983-87); *Rich Siler (1987); *David Lewis (1987); James Pruitt (1990); Charles Henry (1991); Mike Williams (1991-95); Kirby Dar Dar (1996); Yatil Green (1997-99)
- 88 – LaVerne Torczon (1966); Jim Mandich (1970-77); Elmer Bailey (1980-81); Vince Heflin (1982-85); Brian Kinchen (1988-90); Joel Williams (1987); Arthur Cox (1991); Keith Jackson (1992-94); Joe Planansky (1995); Charles Jordan (1996-98); Nate Jacquet (1998-99)
- 89 – Karl Noonan (1966-71); Nat Moore (1974-86); *Leland Douglas (1987); David Lewis (1987); Tony Martin (1990-93); Randal Hill (1995-96); Ed Perry (1997-99)
- 90 – Bill Cronin (1966); Andy Hendel (1986); Eric Kumerow (1988-90); Marco Coleman (1992-95)
- 91 – Ed Judie (1984); Mack Moore (1985-86); Fred Robinson (1986); *Victor Morris (1987); Jeff Cross (1988-95); Lorenzo Bromell (1998-99)
- 92 – *Laz Chavez (1987); Nate Hill (1988); David Griggs (1989-93); Daryl Gardener (1996-99)
- 93 – *Charles Bennett (1987); Cliff Odum (1990-93); William Gaines (1994); Trace Armstrong (1995-99)
- 94 – Larry Kolic (1986); *Tim Pidgeon (1987); Greg Mark (1990); Craig Veasey (1993-94); Steve Emtman (1995-96)
- 95 – T.J. Turner (1986-92); Tim Bowens (1994-99)
- 96 – David Marshall (1987); Alfred Oglesby (1990-92); Mike Golic (1993); Daniel Stubbs (1996-98); Rich Owens (1999)
- 97 – John Bosa (1987-89); Jeff Hunter (1992-93); Tyoka Jackson (1994); Aaron Jones (1996)
- 98 – Jackie Cline (1987-89); Shawn Lee (1990-91); Norman Hand (1996); Antoine Simpson (1999)
- 99 – Jimmy Hines (1969); George Little (1985-87); Rick Graf (1988-90); Chuck Klingbeil (1991-95); Jason Taylor (1997-99)

* - replacement player

ALL-TIME DRAFT CHOICES

(**Boldface** indicates made active roster)

1966 EXPANSION DRAFT

FROM BOSTON

Eddie Wilson	QB	Arizona
Billy Neighbors	G	Alabama
Ross O'Hanley	S	Boston College
Jack Rudolph	LB	Georgia Tech

FROM BUFFALO

Billy Joe	FB	Villanova
Bo Roberson	WR	Cornell
x-Jim Davidson	T	Ohio State
Howard Simpson	DT	Auburn

FROM DENVER

John McGeever	S	Auburn
Ed Cooke	DE	Maryland
Tom Erlandson	LB	Washington St.
Tom Nomina	DT	Miami (Ohio)

FROM HOUSTON

Norm Evans	T	Texas Christian
Tom Goode	C	Miss. State
Jack Spikes	FB	Texas Christian
Maxie Williams	T	SE Louisiana

FROM KANSAS CITY

Al Dotson	DT	Grambling
Mel Branch	DE	Louisiana St.
Frank Jackson	WR	So. Methodist
Ron Caveness	LB	Arkansas

FROM NEW YORK JETS

Wahoo McDaniel	LB	Oklahoma
Willie West	S	Oregon
Mike Hudock	C	Miami (Fla.)
LaVerne Torczon	DE	Nebraska

FROM OAKLAND

Rich Zecher	DT	Utah State
Dick Wood	QB	Auburn
Ken Rice	G	Auburn
Gene Mingo	K	No College

FROM SAN DIEGO

Dave Kocourek	TE	Wisconsin
Ernie Park	G	MacMurray
Jimmy Warren	CB	Illinois
Dick Westmoreland	CB	N.C. A&T

x-retired

1966

1a	x-Jim Grabowski (1)	RB	Illinois
1b	Rick Norton (2)	QB	Kentucky
2	Frank Emanuel (11)	LB	Tennessee
3	x-Larry Gagner (20)	G	Florida
4	x-Dick Leffridge (29)	RB	West Virginia
5	Grady Bolton (38)	DT	Miss. St.
6	x- Ed Weisacosky (47)	LB	Miami (Fla.)
7	x-Don Hansen (56)	LB	Illinois
8	Bob Petrella (65)	S	Tennessee
9	x-Bill Matan (74)	DE	Kansas St.
10	x-Pat Killorin (83)	C	Syracuse
11	Sam Price (92)	RB	Illinois
12	Howard Twilley (101)	WR	Tulsa
13	x-Ken Kramer (110)	TE	Minnesota
14	Phil Scoggin (119)	P	Texas A&M
15	Jerry Oliver (128)	T	SW Texas
16	Don Lorenz (137)	DE	Stephen F. Austin
17	x-Mike Bender (146)	G	Arkansas

18	x-Rick Kestner (155)	E	Kentucky
19	Doug Moreau (164)	TE	Louisiana St.
20	Jon Tooker (173)	CB	Adams State

x-signed with National Football League

1966 REDSHIRTED DRAFT

1	John Roderick	WR	So. Methodist
2	Harold Fulford	WR	Auburn
3	Jack Clancy	WR	Michigan
4	x-Jim Mankins	RB	Florida St.
5	x-Fritz Greenlee	TE	Arizona
6	Bill Darnall	WR	North Carolina
7	Don Williams	DE	Wofford
8	Jon Brittenum	QB	Arkansas
9	x-Craig Baynham	WR	Georgia Tech
10	x-Randy Winkler	T	Tarleton St.
11	Kai Anderson	C	Illinois

x-signed with National Football League

1967

1	Bob Griese (4)	QB	Purdue
2	Jim Riley (29)	DT	Oklahoma
3	TO DENVER for Cookie Gilchrist (58)		
4	Bob Greenlee (84)	DE	Yale
5a	TO DENVER for Cookie Gilchrist (110)		
5b	x- Gary Tucker (129)	RB	Chattanooga
	(from Buffalo for Jack Spikes)		
6	Bud Norris (138)	TE	Washington St.
7	Larry Seiple (163)	P/RB	Kentucky
8	TO OAKLAND for Bill Cronin (186)		
9	John Richardson (216)	DT	UCLA
10	Torn Beier (241)	S	Miami (Fla.)
11	Jack Pyburn (266)	T	Texas A&M
12a	y-Stan Juk (294)	LB	South Carolina
12b	y-Jim Whitaker (295)	CB	Missouri
	(from Denver for Jerry Oliver)		
13	TO BUFFALO for George Wilson, Jr. (318)		
14	Charlie Stikes (344)	CB	Kent State
15	Jake Ferro (372)	LB	Youngstown
16	Maurice Calhoun (397)	RB	Central Ohio
17	Larry Kissam (422)	T	Florida St.

x-taxi squad '67

y-entered medical school

1968

1a	Larry Csonka (8)	RB	Syracuse
1b	Doug Crusan (27)	T	Indiana
	(from Cincinnati for John Stofa)		
2a	Jim Keyes (35)	LB	Mississippi
2b	Jim Cox (54)	TE	Miami (Fla.)
	(from Cincinnati for John Stofa)		
3a	Jim Urbanek (62)	DT	Mississippi
3b	Dick Anderson (73)	S	Colorado
	(from San Diego for John Brittenum)		
4	TO DENVER for John Bramlett (91)		
5	Jim Kiick (118)	RB	Wyoming
6a	Jim Hammond (142)	QB	Florida St.
	(from Denver in 7-man deal)		
6b	x- Jimmy Hines (146)	WR	Texas Southern
7	x- John Boynton (172)	T	Tennessee
8a	TO N.Y. JETS for Archie Roberts (200)		
8b	Randall Edmunds (217)	LB	Georgia Tech
	(from Oakland for Dave Kocourek)		

9a	Sam McDowell (226)	T	SW Missouri
9b	y-Tom Paciorek (240)	CB	Houston
	(from Houston for Billy Anderson)		
10	Joe Mirto (253)	T	Miami (Fla.)
11	Cornelius Cooper (280)	DE	Prairie View
12	Paul Paxton (307)	T	Akron
13	Bob Joswick (334)	DE	Tulsa
14	Ray Blunk (362)	TE	Xavier
15	Ken Corbin (388)	LB	Miami (Fla.)
16	Henry Still (416)	DT	Bethune-Cookman
17	Bill Nemeth (442)	C	Arizona

x - taxi squad '68

y - pro baseball

1969

1	Bill Stanfill (11)	DE	Georgia
2	Bob Heinz (37)	DT	Pacific
3	Mercury Morris (63)	RB	West Texas State
4	Norm McBride (89)	LB	Utah
5a	Willie Pearson (115)	WR	N.C. A&T
5b	Karl Kremser (128)	K	Tennessee
	(from Oakland for John Roderick)		
6	Ed Tuck (141)	G	Notre Dame
7a	John Egan (167)	C	Boston College
7b	John Kulka (174)	G	Penn State
	(from San Diego for Tom Erlandson)		
8	Bruce Weinstein (193)	TE	Yale
9	Jesse Powell (219)	LB	West Texas State
10	Jim Mertens (245)	TE	Fairmont St.
11	Mike Berdis (271)	DT	N. Dakota St.
12	Dale McCullers (297)	LB	Florida St.
13	Amos Ayres (323)	S	Arkansas AM & N
14	Glynn Thompson (349)	DT	Troy State
15	Chick McGeehan (375)	WR	Tennessee
16	Lloyd Mumphord (401)	CB	Texas Southern
17	Tom Krallman (427)	DE	Xavier

1970

1	TO CLEVELAND for Paul Warfield (3)		
2	Jim Mandich (29)	TE	Michigan
3	Tim Foley (55)	CB	Purdue
4	Curtis Johnson (81)	CB	Toledo
5	TO NEW ENGLAND in Buoniconti deal (107)		
6	Dave Campbell (132)	DE	Auburn
7	Jake Scott (159)	S	Georgia
8	Narvel Chavers (185)	RB	Jackson St.
9	Hubert Ginn (211)	RB	Florida A&M
10	Dick Nittinger (237)	G	Tampa
11	Brownie Wheless (263)	DT	Rice
12	Mike Kolen (289)	LB	Auburn
13	Dave Buddington (315)	RB	Springfield
14	Gary Brackett (341)	G	Holy Cross
15	Pat Hausar (367)	WR	East Tenn.
16	Charles Williams (393)	G	Tennessee St.
17	George Myles (419)	DT	Morris Brown

1971

1	TO BALTIMORE for Don Shula (22)		
2	Otto Stowe (47)	WR	Iowa State
3	Dale Farley (74)	LB	West Virginia
4	x-Joe Theismann (99)	QB	Notre Dame
5	TO PITTSBURGH for Willie Richardson (126)		
6	Dennis Coleman (151)	LB	Mississippi
7	Ron Dickerson (178)	CB	Kansas St.
8	TO PITTSBURGH for Bob DeMarco (203)		
9	Vern Den Herder (230)	DE	Central Iowa
10	Ron Maree (255)	DT	Purdue
11	Vic Surma (282)	T	Penn State
12	Leroy Byars (307)	RB	Alcorn A&M
13	Lonnie Hepburn (333)	CB	Texas Southern

14	David Vaughn (359)	TE	Memphis St.
15	Bob Richards (385)	G	California
16	Chris Myers (410)	WR	Kenyon
17	Curt Mark (437)	LB	Maryville, N.D.

x-signed with Canadian Football League

1972

1	x-Mike Kadish (25)	DT	Notre Dame
2	TO CLEVELAND for Bob Matheson (51)		
3	Gary Kosins (77)	RB	Dayton
4a	Larry Ball (91)	DE	Louisville
	(from San Diego for Carl Mauck)		
4b	Al Benton (103)	T	Ohio Univ.
5	Charlie Babb (129)	S	Memphis St.
6	y-Ray Nettles (155)	LB	Tennessee
7a	Bill Adams (161)	G	Holy Cross
	(from Demer for John Stofa)		
7b	Calvin Harrell (180)	RB	Arkansas St.
8	Craig Curry (207)	QB	Minnesota
9	Greg Johnson (233)	CB	Wisconsin
10	TO HOUSTON for Russell Price (259)		
11	Ed Jenkins (285)	WR	Holy Cross
12	Ashley Ball (311)	TE	Purdue
13	Archy Robinson (337)	CB	Hillsdale
14	Willie Jones (362)	LB	Tampa
15	Bill Davis (389)	DT	Wm. & Mary
16	Al Hannah (415)	WR	Wisconsin
17	Vern Brown (441)	S	Western Mich.

x-taxi squad '72

y-signed with Canadian Football League

1973

1	TO BUFFALO for Marlin Briscoe (26)		
2	x-Chuck Bradley (52)	C	Oregon
3	Leon Gray (78)	T	Jackson St.
4	Bo Rather (104)	WR	Michigan
5a	y-Don Strock (111)	QB	Virginia Tech
	(from Buffalo in Frank Cornish deal)		
5b	Dave McCurry (130)	CB	Iowa State
6	Ed Newman (156)	G	Duke
7a	Kevin Reilly (160)	LB	Villanova
	(from New England for Wayne Mass)		
7b	Ben Shephard (163)	RB	Arkansas Tech
	(from New England for Bill Griffin)		
7c	Willie Hatter (178)	WR	Northern Ill.
	(from Cleveland for Bob DeMarco)		
7d	Tom Smith (182)	RB	Miami (Fla.)
8	Archie Pearson (206)	DE	N.E. Oklahoma
9	Karl Lorch (234)	DE	Southern Cal.
10	Ron Fernandes (260)	DE	Eastern Mich.
11	Chris Kete (286)	G	Boston College
12	Mike Mullen (312)	LB	Tulane
13	Joe Booker (338)	RB	Miami (Ohio)
14	Greg Boyd (364)	RB	Arizona
15	Bill Palmer (389)	TE	St. Thomas
16	James Jackson (416)	DE	Norfolk St.
17	Charley Wade (442)	WR	Tennessee St.

x-injured reserve '73

y-taxi squad '73

1974

1	Don Reese (26)	DE	Jackson St.
2a	y-Andre Tillman (38)	TE	Texas Tech
	(from Green Bay for Jim Del Gaizo)		
2b	Benny Malone (47)	RB	Arizona St.
	(from Dallas in Otto Stowe deal)		
2c	Jeris White (52)	CB	Hawaii
3	Nat Moore (78)	WR	Florida
4	x-Bill Stevenson (104)	DT	Drake
5	x-Cleveland Vann (130)	LB	Oklahoma St.
6a	Randy Crowder (136)	DT	Penn State

(from Baltimore in Hubert Ginn deal)			
6b	x-Bob Wolfe (156)	T	Nebraska
7a	Carl Swierc (164)	WR	Rice
(from New Orleans for Jeff White)			
7b	Joe Sullivan (182)	T	Boston College
8	Mel Baker (206)	WR	Texas Southern
9a	Tom Wickert (212)	T	Washington St.
(from Chicago for Dave McCurry)			
9b	x-Bob Lally (234)	LB	Cornell
10	x-Gary Valbuena (260)	QB	Tennessee
11	Gerry Roberts (286)	DE	UCLA
12	Jim Revels (312)	S	Florida
13	x- Clayton Heath (338)	RB	Wake Forest
14	Sam Johnson (364)	LB	Arizona St.
15	Larry Cates (390)	CB	Western Mich.
16	Jesse Wolf (416)	DT	Prairie View
17	Ken Dickerson (442)	CB	Tuskegee

x-signed with World Football League

y-injured reserve '74

1975

1	Darryl Carlton (23)	T	Tampa
2a	Fred Solomon (36)	WR	Tampa
(from Green Bay for Jim Del Gaizo)			
2b	Stan Winfrey (49)	RB	Arkansas St.
3	Gerald Hill (75)	LB	Houston
4	Bruce Elia (100)	LB	Ohio State
5a	Morris Owens (106)	WR	Arizona St.
(from N.Y. Giants for Henry Stuckey)			
5b	Barry Hill (127)	S	Iowa State
6a	Steve Towle (143)	LB	Kansas
(from N.Y. Jets for Larry Woods)			
6b	TO N.Y. JETS for John Mooring (153)		
7	Phillip Kent (179)	RB	Baylor
8	Barney Crawford (205)	DT	Harding
9	James Wilson (231)	G	Clark
10a	Clyde Russell (239)	RB	Oklahoma
(from Chicago for Charley Wade)			
10b	Joe Jackson (256)	TE	Penn State
(from Washington for Howard Kindig)			
10c	Joe Danelo (257)	K	Washington St.
11	John Dilworth (283)	CB	NW St. (La.)
12	Joe Yancey (309)	T	Henderson
13	Leonard Isabel (334)	WR	Tulsa
14a	James Lewis (338)	CB	Tennessee St.
(from N.Y. Giants for Ed Jenkins)			
14b	Jack Graham (361)	QB	Colorado St.
15	Skip Johns (387)	RB	Carson-Newman
16	Vernon Smith (413)	C	Georgia
17	Dwaine Copeland (439)	RB	Middle Tenn.

1976

1a	Larry Gordon (17)	LB	Arizona St.
(from Washington for Joe Theismann)			
1b	x- Kim Bokamper (18)	LB	San Jose St.
2	Loaird McCreary (49)	TE	Tennessee St.
3	Duriel Harris (80)	WR	New Mexico St.
4a	Melvin Mitchell (96)	G	Tennessee St.
(from Detroit for Larry Ball)			
4b	TO PHILADELPHIA for Norm Bulaich (111)		
5	TO DETROIT with Larry Ball (145)		
6	Gary Davis (174)	RB	Cal Poly-SLO
7a	Joe Ingersoll (185)	G/T	Nev.-Las Vegas
(from New Orleans for Mel Baker)			
7b	Johnny Owens (200)	DE	Tennessee St.
8	Bob Simpson (230)	DT	Colorado
9	y- Norris Thomas (257)	CB	Southern Miss.
10a	Gary Fencik (281)	S	Yale
(from Washington for Karl Lorch)			
10b	Don Testerman (282)	RB	Clemson
11	Dexter Pride (312)	RB	Minnesota

12a	Randy Young (338)	T	Iowa State
12b	Darryl Brandford (341)	DT	Northwestern
(from St. Louis for Rodrigo Barnes)			
13	Bernie Head (366)	C	Tulsa
14	Bob Gissler (395)	LB	S. Dakota St.
15	Ron Holmes (423)	RB	Utah State
16	Mike Green (450)	P/WR	Ohio Univ.
17	z-Jeff Grantz (480)	QB	South Carolina

x-injured reserve '76 y-quit camp '76, active roster '77
z-remained at South Carolina as coach

1977

1	A.J. Duhe (13)	DE	Louisiana St.
2	Bob Baumhower (40)	DT	Alabama
3a	TO HOUSTON for Ken Ellis (70)		
3b	Mike Watson (71)	T	Miami (Ohio)
(from Chicago for Bo Rafter)			
4	TO WASHINGTON in Jake Scott deal (97)		
5a	Mike Michel (113)	P/K	Stanford
(from Tampa Bay for Ray Nettles' rights)			
5b	Leroy Harris (123)	RB	Arkansas St.
6	TO N.Y. GIANTS for Andy Selfridge (153)		
7	Bruce Herron (180)	LB	New Mexico
8	Horace Perkins (207)	CB	Colorado
9	Robert Turner (237)	RB	Oklahoma St.
10	Mark Carter (264)	T	Eastern Mich.
11	John Alexander (291)	DE	Rutgers
12	Terry Anderson (321)	WR	Bethune-Cookman

1978

1	TO SAN FRAN. in Delvin Williams deal (24)		
2	Guy Benjamin (51)	QB	Stanford
3a	Lyman Smith (64)	DT	Duke
(from N.Y. Giants for Larry Csonka)			
3b	Jimmy Cefalo (81)	WR	Penn State
4a	Gerald Small (93)	CB	San Jose St.
(from Cleveland for Paul Warfield)			
4b	Eric Laakso (106)	T	Tulane
5a	Ted Burgmeier (111)	S	Notre Dame
(from Tampa Bay for Jeris White)			
5b	TO SAN FRAN. in Delvin Williams deal (133)		
6	Doug Betters (163)	DE	Nevada-Reno
7a	Karl Baldischwiler (178)	T	Oklahoma
(from Cleveland for Paul Warfield)			
7b	Lloyd Henry (190)	WR	NE Missouri
8	Sean Clancy (217)	LB	Amherst
9	Bruce Hardy (247)	TE	Arizona St.
10	x- Mark Dennard (274)	C	Texas A&M
11	TO SEATTLE for Carl Barisich (301)		
12a	Mike Moore (331)	RB	Middle Tenn.
12b	Bill Kenney (333)	QB	Northern Colo.

(from Denver for Jim Kiick)

x-injured reserve '78

1979

1	Jon Giesler (24)	T	Michigan
2	Jeff Toews (53)	G	Washington
3a	Tony Nathan (61)	RB	Alabama
(from Tampa Bay for Randy Crowder)			
3b	Mel Land (63)	LB	Michigan St.
(from N.Y. Giants for Larry Csonka)			
3c	Ronnie Lee (65)	TE	Baylor
(from New Orleans for Don Reese)			
3d	TO ATLANTA for Ralph Ortega (79)		
4	Steve Howell (107)	RB	Baylor
5	Don Bessillieu (134)	S	Georgia Tech
6	Steve Lindquist (162)	G	Nebraska
7	Uwe von Schamann (189)	K	Oklahoma
8a	Jeff Groth (206)	WR	Bowling Green
(from Washington for Jim Mandich)			

8b	Glenn Blackwood (215)	S	Texas
	(from Denver for Jim Kiick)		
8c	TO TAMPA BAY for Council Rudolph (217)		
9	Jeff Weston (244)	DT	Notre Dame
10a	Jerome Stanton (258)	CB	Michigan St.
	(from Detroit for Karl Baldischwiler)		
10b	Mike Kozlowski (272)	S	Colorado
11	Mike Blanton (299)	DE	Georgia Tech
12	Larry Fortner (327)	QB	Miami (Ohio)

1980

1	Don McNeal (21)	CB	Alabama
2	Dwight Stephenson (48)	C	Alabama
3	Bill Barnett (75)	DE	Nebraska
4	Elmer Bailey (100)	WR	Minnesota
5	TO WASHINGTON in Benny Malone deal (132)		
6	Eugene Byrd (158)	WR	Michigan St.
7	Joe Rose (186)	TE	California
8a	Jeff Allen (212)	CB	Calif.-Davis
8b	David Woodley (214)	QB	Louisiana St.
	(from Washington for Jim Mandich)		
9	Mark Goodspeed (239)	T	Nebraska
10a	Doug Lantz (271)	C	Miami (Ohio)
10b	Ben Long (272)	LB	South Dakota
	(from Philadelphia, past considerations)		
11a	Phil Driscoll (279)	DE	Mankato St.
	(from San Francisco for Charles Cornelius)		
11b	TO PHILADELPHIA, past considerations (298)		
12	Chuck Stone (325)	G	N. Carolina St.

1981

1	x- David Overstreet (13)	RB	Oklahoma
2a	TO LOS ANGELES in Bob Brudzinski deal (43)		
2b	Andra Franklin (56)	FB	Nebraska
	(from Los Angeles in Bob Brudzinski deal)		
3	TO LOS ANGELES in Bob Brudzinski deal (69)		
4a	Sam Greene (84)	WR	Nev.-Las Vegas
	(from New Orleans for Guy Benjamin)		
4b	Brad Wright (96)	QB	New Mexico
5a	Ken Poole (126)	DE	NE Louisiana
5b	Tom Vigorito (138)	RB	Virginia
	(from Philadelphia for Leroy Harris)		
6a	x- Mack Moore (152)	DE	Texas A&M
6b	Fulton Walker (154)	CB	West Virginia
	(from Minnesota in Jim Langer deal)		
7	Mike Daum (179)	T	Cal Poly-SLO
8	y- William Judson (206)	CB	S. Carolina St.
9	John Noonan (235)	WR	Nebraska
10	Steve Folsom (261)	TE	Utah
11	Jim Jensen (291)	QB	Boston Univ.
12	John Alford (318)	DT	S. Carolina St.

x-signed with Canadian Football League

y-injured reserve '81

1982

1	Roy Foster (24)	G/T	Southern Cal
2	Mark Duper (52)	WR	NW St. (La.)
3	Paul Lankford (80)	CB	Penn State
4	Charles Bowser (108)	LB	Duke
5a	Bob Nelson (120)	DT	Miami (Fla.)
	(from Minnesota in Jim Langer deal)		
5b	Rich Diana (136)	FB	Yale
6a	Thomas Tutson (161)	CB	S. Carolina St.
	(from San Diego for George Roberts)		
6b	Ron Hester (164)	LB	Florida St.
7a	Dan Johnson (170)	TE	Iowa State
	(from New Orleans for Guy Benjamin)		
7b	Larry Cowan (192)	RB	Jackson St.
8	Tate Randle (220)	S	Texas Tech
9a	Steve Clark (239)	DE	Utah

	(from Detroit for Steve Towle)		
9b	Mack Boatner (248)	RB	SE Louisiana
10a	Robin Fisher (271)	LB	Florida
	(from Philadelphia for Steve Howell)		
10b	Wayne Jones (276)	C/T	Utah
11	Gary Crum (303)	T	Wyoming
12	Mike Rodrigue (331)	WR	Miami (Fla.)

1983

1	Dan Marino (27)	QB	Pittsburgh
2	Mike Charles (55)	DT	Syracuse
3a	Charles Benson (76)	DE	Baylor
	(from Houston in '83 draft trade-up)		
3b	TO HOUSTON in '83 draft trade-up (83)		
4	TO L.A. RAMS for Eddie Hill (111)		
5	TO HOUSTON in '83 draft trade-up (139)		
6	Reggie Roby (167)	P	Iowa
7	Keith Woetzel (195)	LB	Rutgers
8	Mark Clayton (223)	WR	Louisville
9	Mark Brown (250)	LB	Purdue
10	Anthony Reed (278)	RB	S. Carolina St.
11	Joe Lukens (306)	G	Ohio State
12	x-Anthony Carter (334)	WR	Michigan

x-previously had signed with United States Football League

1984

1a	Jackie Shipp (14)	LB	Oklahoma
	(from Buffalo in '84 draft trade-up)		
1b	TO BUFFALO in '84 draft trade-up (26)		
2	Jay Brophy (53)	LB	Miami (Fla.)
3a	TO BUFFALO in '84 draft trade-up (79)		
	(from Pittsburgh in David Woodley deal)		
3b	TO BUFFALO in '84 draft trade-up (82)		
4	Joe Carter (109)	RB	Alabama
5	Dean May (138)	QB	Louisville
6	Ronald Tatum (165)	LB	Ohio State
7	Bernard Carvalho (194)	G/T	Hawaii
8	x-Ron Landry (221)	FB	McNeese St.
9	Jim Boyle (250)	G/T	Tulane
10	John Chesley (277)	TE	Oklahoma St.
11	Bud Brown (305)	S	Southern Miss.
12a	William Devane (320)	DT	Clemson
12b	Mike Weingrad (333)	LB	Illinois
	(from San Francisco for Tom Orosz)		

x-injured reserve '84

1984 USFL SUPPLEMENTAL DRAFT

1	Danny Knight (26)	WR	Mississippi State
	(from N.J. Generals)		
2	Dewey Forte (53)	DE	Bethune-Cookman
	(from L.A. Express)		
3	Duan Hanks (82)	WR	Stephen F. Austin
	(from Philadelphia Stars)		

1985

1	Lorenzo Hampton (27)	RB	Florida
2	TO SAN DIEGO for Pete Johnson (55)		
3a	George Little (65)	DT	Iowa
	(from Philadelphia for Mark Dennard)		
3b	Alex Moyer (83)	LB	Northwestern
4a	Mike Smith (91)	CB	Texas-El Paso
	(from Cleveland for Duriel Harris)		
4b	Jeff Dellenbach (111)	T	Wisconsin
5	TO DENVER for Larry Evans (139)		
6a	George Shorthose (145)	WR	Missouri
	(from Atlanta in Gerald Small deal)		
6b	Ron Davenport (167)	FB	Louisville
7	Fuad Reveiz (195)	K	Tennessee
8	Dan Sharp (223)	TE	Texas Christian
9	Adam Hinds (251)	S	Oklahoma St.

10	Mike Pendleton (279)	CB	Indiana
11	Mike Jones (307)	RB	Tulane
12	Ray Noble (335)	CB	California

1986

1	TO TAMPA BAY in Hugh Green deal (25)		
2a	TO TAMPA BAY in Hugh Green deal (40)		
	(from Minnesota in Anthony Carter deal)		
2b	John Offerdahl (52)	LB	Western Michigan
3	T.J. Turner (81)	DT	Houston
4	James Pruitt (107)	WR	Cal-State Fullerton
5	Kevin Wyatt (136)	CB	Arkansas
6	Brent Sowell (163)	DT	Alabama
7	Larry Kolic (193)	LB	Ohio State
8	John Stuart (218)	T	Texas
9	Reyna Thompson (247)	CB	Baylor
10	Jeff Wickersham (274)	QB	Louisiana St.
11	Arnold Franklin (303)	TE	No. Carolina
12	Rickey Isom (329)	FB	N. Carolina St.

1987

1a	TO MINNESOTA in '87 draft trade-down (14)		
1b	John Bosa (16)	DE	Boston College
	(from Minnesota in '87 draft trade-down)		
2a	Rick Graf (43)	LB	Wisconsin
2b	Scott Schwedes (56)	WR	Syracuse
	(from N.Y. Giants through St. Louis		
	in '87 draft trade-up)		
3	TO ST. LOUIS in '87 draft trade-up (70)		
4	Troy Stradford (99)	RB	Boston College
5a	TO ST. LOUIS in '87 draft trade-up (126)		
5b	TO KANSAS CITY in '87 draft trade-down (128)		
	(from Minnesota in '87 draft trade-down)		
5c	Chris Conlin (132)	T/G	Penn State
	(from Kansas City in '87 draft trade-down)		
6	Lance Sellers (155)	LB	Boise State
7	Tom Brown (182)	FB	Pittsburgh
8a	Joel Williams (210)	TE	Notre Dame
8b	Mark Dennis (212)	T	Illinois
	(from Kansas City in '87 draft trade-down)		
9	Tim Pidgeon (237)	LB	Syracuse
10	Bobby Taylor (266)	CB	Wisconsin
11	Terance Mann (293)	DE	So. Methodist
12	x-Jim Karsatos (322)	QB	Ohio State

x-injured reserve '87

1988

1	Eric Kumerow (16)	DE	Ohio State
2	Jarvis Williams (42)	S	Florida
3	Ferrell Edmunds (73)	TE	Maryland
4	Greg Johnson (99)	T	Oklahoma
5	Rodney Thomas (126)	CB	Brigham Young
6a	x-Melvin Bratton (153)	FB	Miami (Fla.)
6b	George Cooper (156)	FB	Ohio State
	(from Minnesota for Greg Koch)		
7	Kerwin Bell (180)	QB	Florida
8a	Harry Galbreath (212)	G	Tennessee
8b	Louis Cheek (220)	T	Texas A&M
	(from Denver for Larry Lee)		
9	Jeff Cross (239)	DE	Missouri
10	Artis Jackson (266)	DT	Texas Tech
11	Tom Kelleher (292)	FB	Holy Cross
12	Brian Kinchen (320)	TE	Louisiana St.

x-injured/unsigned '88

1989

1a	Sammie Smith (9)	RB	Florida State
1b	Louis Oliver (25)	S	Florida
	(from Chicago in '89 draft trade-up)		
2	TO CHICAGO in '89 draft trade-up (36)		

3	TO CHICAGO in '89 draft trade-up (65)		
4	David Holmes (92)	CB	Syracuse
5	Jeff Uhlenhake (121)	C	Ohio State
6	Wes Pritchett (147)	LB	Notre Dame
7	Jim Zdelar (176)	T	Youngstown St.
8	Pete Stoyanovich (203)	K	Indiana
9	x-Dana Batiste (232)	LB	Texas A&M
10a	Deval Glover (259)	WR	Syracuse
10b	Greg Ross (275)	DT	Memphis State
	(from Minnesota for Greg Koch)		
11	y- Bert Weidner (288)	DT	Kent State
12	J.B. Brown (315)	CB	Maryland

x-injured reserve '89 y-developmental squad '89

1990

1	Richmond Webb (9)	T	Texas A&M
2	Keith Sims (39)	G	Iowa State
3	Alfred Oglesby (66)	NT	Houston
4	Scott Mitchell (93)	QB	Utah
5a	TO DALLAS for Scott Secules		(120)
5b	x-Leroy Holt (137)	FB	Southern Cal
	(from Washington in '90 draft trade-up)		
6	y-Sean Vanhorse (151)	CB	Howard
7	TO CLEVELAND in '90 draft trade-down (178)		
8	Thomas Woods (205)	WR	Tennessee
9	Phil Ross (231)	TE	Oregon State
10	TO WASHINGTON in '90 draft trade-up (262)		
11	TO SAN FRANCISCO in Tim McKyer deal (289)		
12	Bobby Harden (315)	S	Miami (Fla.)

x-injured reserve '90 y-physically unable to perform '90

1991

1	Randal Hill (23)	WR	Miami (Fla.)
2	TO SAN FRANCISCO in Tim McKyer deal (45)		
3a	Aaron Craver (60)	RB	Fresno State
	(from Atlanta in Tim McKyer deal)		
3b	TO HOUSTON for John Grimsely (79)		
4	TO WASHINGTON in '90 trade-up (103)		
5a	Bryan Cox (113)	LB	Western Illinois
	(from Cleveland in '90 trade-down)		
5b	Gene Williams (121)	G	Iowa State
	(from Green Bay in '91 draft trade-up)		
5c	TO GREEN BAY in '91 draft trade-up (135)		
6	TO GREEN BAY in '91 draft trade-up (164)		
7	Chris Green (191)	CB	Illinois
8	Roland Smith (220)	CB	Miami (Fla.)
9	Scott Miller (246)	WR	UCLA
10	Michael Titley (275)	TE	Iowa
11	Ernie Rogers (302)	T	California
12	Joe Brunson (331)	DT	Chattanooga

1992

1a	Troy Vincent (7)	CB	Wisconsin
	(from Phoenix for Randal Hill)		
1b	Marco Coleman (12)	LB	Georgia Tech
2	x-Eddie Blake (43)	G	Auburn
3	Larry Webster (70)	DE	Maryland
4	Dwight Hollier (97)	LB	North Carolina
5	Christopher Perez (124)	T	Kansas
6	Roosevelt Collins (155)	LB	Texas Christian
7a	TO ATLANTA in '92 draft trade-down (182)		
7b	TO L.A. RAIDERS in '92 draft trade-down (185)		
	(from Atlanta in '92 draft trade-down)		
7c	Dave Moore (191)	TE	Pittsburgh
	(from L.A. Raiders in '92 draft trade-down)		
8	Andre Powell (209)	LB	Penn State
9	Tony Tellington (236)	CB	Youngstown St.
10	Raoul Spears (267)	RB	Southern Cal
11a	Lee Miles (294)	WR	Baylor
11b	Mark Barsotti (296)	QB	Fresno State

- (from L.A. Raiders in '92 draft trade-down)
 12a Milton Biggins (322) TE West. Kentucky
 12b Kamenno Bell (328) RB Illinois
 (from Atlanta in '92 draft trade-down)

x - Non Football Injury '92

1993

- 1 **O.J. McDuffie** (25) WR Penn State
 2 TO NEW ENGLAND in Irving Fryar deal (52)
 3 **Terry Kirby** (78) RB Virginia
 4 Ronnie Bradford (105) CB Colorado
 5 **Chris Gray** (132) T Auburn
 6 Robert O'Neal (164) S Clemson
 7 **David Merritt** (191) LB N. Carolina St.
 8 Dwayne Gordon (218) LB New Hampshire

1994

- 1a TO GREEN BAY in '94 trade-down (16)
 1b **Tim Bowens** (20) DT Mississippi
 (from Green Bay in '94 draft trade-down)
 2a **Aubrey Beavers** (54) LB Oklahoma
 2b **Tim Ruddy** (65) C Notre Dame
 (from Arizona in '94 trade-up)
 3 TO ARIZONA in '94 trade-up (89)
 (from Green Bay in '94 draft trade-down)
 4a Ronnie Woolfork (112) LB Colorado
 (from Cleveland for G Gene Williams)
 4b TO ARIZONA in '94 trade-up (115)
 (from San Diego for WR Tony Martin)
 4c TO ARIZONA in '94 trade-up (121)
 5 **William Gaines** (147) DT Florida
 6 **Brant Boyer** (177) LB Arizona
 7 **Sean Hill** (214) CB Montana St.

1995

- 1 **Billy Milner** (25) T Houston
 2a **Andrew Greene** (53) G Indiana
 (from Green Bay in Ingram-Jackson deals)
 2b TO CHICAGO in Trace Armstrong deal (56)
 3 TO CHICAGO in Trace Armstrong deal (87)
 4a TO GREEN BAY in Keith Jackson deal (117)
 (from Green Bay for Mark Ingram)
 4b Pete Mitchell (122) TE Boston College
 5 **Norman Hand** (158) DT Mississippi
 6 **Jeff Kopp** (194) LB Southern Cal
 7a Corey Swinson (233) DT Hampton
 7b x-Shannon Myers (246) WR Lenoir-Rhyne
 (compensatory pick from NFL)

x - Physically Unable To Perform '95

1996

- 1 **Daryl Gardener** (20) DE Baylor
 2a TO DALLAS in '96 trade-down (49)
 2b TO JACKSONVILLE in '96 trade-down (60)
 (from Dallas in '96 trade-down)
 3a Dorian Brew (79) CB Kansas
 (from Jacksonville in '96 trade-down)
 3b **Karim Abdul-Jabbar** (80) RB UCLA
 4a TO KANSAS CITY in '96 trade-down (98)
 (from Jacksonville in '96 trade-down)
 4b TO JACKSONVILLE in '96 trade-down (99)
 (from Dallas in '96 trade-down)
 4c Kirk Pointer (113) CB Austin Peay
 (from Kansas City in '96 trade-down)
 4d **Stanley Pritchett** (118) FB South Carolina
 4e LaCurtis Jones (125) LB Baylor
 (from Kansas City in '96 trade-down)
 5a **Jerris McPhail** (134) RB East Carolina
 (from Jacksonville in '96 trade-down)
 5b **Shane Burton** (150) DE Tennessee

(from Jacksonville in '96 trade-down)

- 5c **Zach Thomas** (154) LB Texas Tech
 6 **Shawn Wooden** (189) S Notre Dame
 7a **Jeff Buckey** (230) T Stanford
 7b Brice Hunter (251) WR Georgia
 (compensatory pick from NFL)

1997

- 1 x-Yatil Green (15) WR Miami (Fla.)
 2 **Sam Madison** (44) CB Louisville
 3a **Jason Taylor** (73) DE Akron
 3b **Derrick Rodgers** (92) LB Arizona State
 (compensatory pick from NFL)
 3c **Ronnie Ward** (93) LB Kansas
 (compensatory pick from NFL)
 3d y-Brent Smith (96) T Mississippi St.
 (compensatory pick from NFL)
 4a TO ST. LOUIS in '97 trade-down (112)
 4b Jerome Daniels (121) G Northeastern
 (from St. Louis in '97 trade-down)
 4c TO OAKLAND in '97 trade-down (123)
 (from San Francisco for RB Terry Kirby)
 5a TO N.Y. JETS for T James Brown (145)
 5b **Barron Tanner** (149) DT Oklahoma
 (from Kansas City for K Pete Stoyanovich)
 5c Nicholas Lopez (157) DE Texas Southern
 (from Oakland in '97 trade-down)
 6a John Fiala (166) LB Washington
 (from Oakland in '97 trade-down)
 6b **Brian Manning** (170) WR Stanford
 (from St. Louis in '97 trade-down)
 6c **Mike Crawford** (173) LB Nevada
 (from St. Louis in '97 trade-down)
 6d **Ed Perry** (177) TE James Madison
 7a Hudhaifa Ismaeli (203) CB Northwestern
 (from Oakland in '97 trade-down)
 7b TO KANSAS CITY in '96 trade-down (214)

x - Injured Reserve '97

y - did not appear in a game '97

1998

- 1a TO GREEN BAY in '98 trade-down (19)
 1b **John Avery** (29) RB Mississippi
 (from Green Bay in '98 trade-down)
 2a **Patrick Surtain** (44) CB Southern Miss.
 (from Carolina for 1st-round pick in 2000)
 2b **Kenny Mixon** (49) DE LSU
 2c TO DETROIT in '98 trade-down (60)
 (from Green Bay in '98 trade-down)
 3a Brad Jackson (79) LB Cincinnati
 (from Detroit in '98 trade-down)
 3b x-Larry Shannon (82) WR East Carolina
 4a **Lorenzo Bromell** (102) DE Clemson
 (from Philadelphia in '98 trade-up)
 4b TO PHILADELPHIA in '98 trade-up (112)
 5a TO PHILADELPHIA in '98 trade-up (142)
 5b Scott Shaw (143) G Michigan State
 (from Detroit in '98 trade-down)
 6a Nathan Strikwerda (171) C Northwestern
 6b John Dutton (172) QB Nevada
 (from Detroit in '98 trade-down)
 7 Jim Bundren (210) G Clemson

x - Injured Reserve '98

1999

- 1a TO SAN FRANCISCO in '99 draft trade-down (24)
 1b TO DETROIT in '99 draft trade-down (27)
 2a **J.J. Johnson** (39) RB Mississippi State
 (from Detroit in '99 draft trade-down)
 2b **Rob Konrad** (43) FB Syracuse
 (from Kansas City in '99 draft trade-up)

- 2c TO KANSAS CITY in '99 draft trade-up (54)
 3a TO DETROIT in '99 draft trade-down(70)
 (from Detroit in '99 draft trade-down)
 3b x-**Grey Ruegamer** (72) C Arizona State
 (from Detroit in '99 draft trade-down)
 3b TO KANSAS CITY in '99 draft trade-up (84)
 4 TO MINNESOTA for signing TE Hunter Goodwin (120)
 5a **Cecil Collins** (134) RB McNeese State
 (from San Francisco in '99 draft trade-down)
 5b Bryan Jones (142) LB Oregon State
 (from Detroit in '99 draft trade-down)
 5c TO SAN FRANCISCO for G Kevin Gogan (157)
 6 **Brent Bartholomew** (192) P Ohio State
 7a TO N.Y. GIANTS for RB Tyrone Wheatley (231)
 7b y-**Jermaine Haley** (232) DT Butte College
 (from Detroit in '99 draft trade-down)
 7c z-**Joe Wong** (244) T Brigham Young
 (compensatory pick from NFL)

x-did not appear in a game in '99
 y-previously under contract with CFL
 z-injured reserve '99

2000

- 1 TO CAROLINA in '98 draft trade-up (23)
 2 Todd Wade (53) T Mississippi
 3 Ben Kelly (84) CB Colorado
 4 Deon Dyer (117) FB North Carolina
 5 Arturo Freeman (152) S South Carolina
 6a Ernest Grant (167) DT Arkansas-Pine Bluff
 (from Cleveland for RB Karim Abdul-Jabbar)
 6b TO KANSAS CITY in '99 draft trade-down (188)
 7a TO SAN FRANCISCO for QB Jim Druckenmiller (230)
 7b Jeff Harris (232) CB Georgia
 (from Chicago for P Brent Bartholomew)

FIRST ROUND BY POSITION

POSITION	TOP NO.	ALL FIRST ROUND
Defensive Line	8	8
Running Back.....	7*	6
Offensive Line	7#	6
Wide Receiver	4*	3
Linebacker	3*	4
Quarterback	3*	3
Defensive Back	2	3
Tight End	1*	0
Kicker/Punter	0	0

*includes one selection in second round #includes two selections in second round

ALL-TIME DRAFT BY POSITION

POSITION	NO.
Defensive Line	82
Offensive Line.....	80
Defensive Back.....	71
Linebacker	69
Running Back	66
Wide Receiver	46
Tight End	32
Quarterback	23
Kicker	6
Punter	4

ALL-TIME TRADES

1966

- 1/15 LB Ron Caveness to Houston for rights to QB Billy Anderson (1965 redshirt draftee of Houston)
- 7/3 13th round pick in 1967 to Buffalo for QB George Wilson, Jr.
- 8/30 RB Jack Spikes to Buffalo for 5th round pick in 1967
- 11/10 3rd and 5th round picks in 1967 to Denver for RB Cookie Gilchrist
- 11/10 DT Jerry Oliver to Denver for 12th round pick in 1967
- 11/10 8th round pick in 1967 to Oakland for TE Bill Cronin

1967

- 4/4 T Nick DeFelice to N.Y. Jets for C Mike Hudock
- 5/4 TE Bill Cronin to Denver for DT Ray Jacobs
- 6/27 DE Earl Faison, RB Cookie Gilchrist, G Earnie Park and QB George Wilson, Jr., to Denver for RB Abner Haynes, LB Jerry Hopkins, DE Danny La Rose and 6th round pick in 1968
- 7/25 4th round pick in 1968 to Denver for LB John Bramlett
- 9/5 TE Dave Kocourek to Oakland for 8th round pick in 1968
- 9/26 8th round pick in 1968 to N.Y. Jets for QB Archie Roberts
- 12/3 QB Jon Brittenum to San Diego for 3rd round pick in 1968
- 12/27 QB John Stofa to Cincinnati for 1st and 2nd round picks in 1968;
- 12/27 QB Billy Anderson to Houston for 9th round pick in 1968

1968

- 8/19 LB Tom Erlandson to San Diego for 7th round pick in 1969
- 8/21 WR John Roderick to Oakland for 5th round pick in 1969

1969

- 3/24 LB John Bramlett, QB Kim Hammond and 5th round pick in 1970 to Boston for LB Nick Buoniconti
- 7/2 CB Mack Lamb to San Diego for G Larry Little

1970

- 1/27 1st round pick in 1970 to Cleveland for WR Paul Warfield
- 4/13 1st round pick in 1971 to Baltimore as compensation for Head Coach Don Shula
- 5/1 CB Dick Westmoreland to Minnesota for G Bookie Bolin
- 5/1 S Tom Beier to San Francisco for T/C Lance Olssen
- 5/18 WR Jack Clancy to Green Bay as compensation for TE Marv Fleming
- 8/31 8th round pick in 1971 to Pittsburgh for C Bob DeMarco

- 9/15 5th round pick in 1971 to Pittsburgh for WR Willie Richardson

1971

- 9/1 2nd round pick in 1972 to Cleveland for LB Bob Matheson
- 9/8 C Carl Mauck to San Diego for DT Tony Liscio and 4th round pick in 1972
- 11/23 QB John Stofa to Denver for 7th round pick in 1972
- 11/23 10th round pick in 1972 to Houston for DE Russell Price

1972

- 6/7 LB Dale Farley to Buffalo for DT Jim Dunaway
- 6/7 1st round pick in 1973 to Buffalo for WR Marlin Briscoe
- 8/22 DT Frank Cornish to Buffalo for G/C Howard Kindig and 5th round pick in 1973
- 8/28 T Wayne Mass to New England for 7th round pick in 1973
- 9/26 C Bob DeMarco to Cleveland for 7th round pick in 1973
- 9/26 G/C Bill Griffin to New England for 7th round pick in 1973

1973

- 8/10 CB Dave McCurry to Chicago for 9th round pick in 1974
- 8/22 QB Jim Del Gaizo to Green Bay for 2nd round picks in 1974 and 1975
- 8/27 DT Mike Kadish to Buffalo for C/G Irv Goode
- 8/29 K Jeff White to New Orleans for 7th round pick in 1974
- 5/10 WR Otto Stowe to Dallas for WR Ron Sellers and 2nd round pick in 1974
- 10/2 RB Hubert Ginn to Baltimore for FB Don Nottingham and 6th round pick in 1974

1974

- 1/25 QB Joe Theismann to Washington for 1st round pick in 1976
- 8/7 DT Larry Woods to N.Y. Jets for 6th round pick in 1975
- 8/9 WR Charley Wade to Chicago for 10th round pick in 1975
- 8/17 RB Ed Jenkins to N.Y. Giants for 14th round pick in 1975
- 8/21 G/C Howard Kindig to Washington for 10th round pick in 1975
- 8/28 6th round pick in 1975 to N.Y. Jets for T John Mooring
- 9/10 WR Bo Rather to Chicago for 3rd round pick in 1977

1975

- 1/28 CB Henry Stuckey to N.Y. Giants for 5th round pick in 1975
- 1/30 Rights to DE Karl Lorch to Washington for 10th round pick in 1976
- 5/6 WR Marlin Briscoe and RB Hubert Ginn to St.

Louis for RB Donny Anderson and compensation for TE Jim McFarland

- 7/9 4th round pick in 1976 to Philadelphia for FB Norm Bulaich
 7/23 LB Bruce Bannan to San Diego for DE Pete Lazetich
 9/7 LB Larry Ball and 5th round pick in 1976 to Detroit for 4th round pick in 1976
 9/9 WR Mel Baker to New Orleans for 7th round pick in 1976

1976

- 4/6 LB Rodrigo Barnes to St. Louis for 12th round pick in 1976
 4/6 3rd round picks in 1978 and 1979 from N.Y. Giants as compensation for signing FB Larry Csonka
 4/8 4th and 7th round picks in 1978 from Cleveland as compensation for signing WR Paul Warfield
 4/10 12th round pick in 1978 and 9th round pick in 1979 from Denver as compensation for signing RB Jim Kiick
 8/24 RB Mercury Morris to San Diego for 4th round pick in 1977
 8/24 S Jake Scott and 4th round pick in 1977 to Washington for S Bryant Salter
 9/2 6th round pick in 1977 to N.Y. Giants for LB Andy Selfridge
 9/21 3rd and 4th (obtained in Morris trade, 1976) round picks in 1977 to Houston for CB Ken Ellis

1977

- 1/21 Rights to LB Ray Nettles to Tampa Bay for 5th and 6th round picks in 1977
 2/7 6th round pick in 1977 to Tampa Bay for WR Barry Smith and T Randy Young
 7/20 11th round pick in 1978 to Seattle for DT Carl Barisich
 8/8 T Darryl Carlton to Tampa Bay for T Mike Current and 5th round pick in 1978
 8/30 5th (obtained in Carlton trade, 1977) round pick in 1978 to Tampa Bay for T Steve Young
 9/5 CB Jeris White to Tampa Bay for 5th round pick in 1978

1978

- 4/17 S Vern Roberson, WR Freddie Solomon and 1st and 5th round picks in 1978 to San Francisco for RB Delvin Williams
 5/11 TE Jim Mandich to Washington for 8th round picks in 1979 and 1980
 7/5 8th round pick in 1979 to Tampa Bay for DE Council Rudolph
 8/28 T Karl Baldischwiler to Detroit for 10th round pick in 1979
 10/10 RB Benny Malone and 5th round pick in 1980 to Washington for FB Jim Braxton and 3rd round pick in 1979

1979

- 3/22 3rd (obtained in Malone trade, 1978) round pick in 1979 to Oakland for S Neal Colzie
 4/18 3rd round pick in 1979 to Atlanta for LB Ralph Ortega
 8/21 CB Charles Cornelius to San Francisco for 11th round pick in 1980
 8/27 FB Leroy Harris to Philadelphia for 5th round pick in 1981

1980

- 8/25 RB Gary Davis and CB Norris Thomas to Tampa Bay for FB Jimmy DuBose and 2nd round pick in 1981
 8/28 QB Guy Benjamin to New Orleans for 4th round pick in 1981
 9/24 C Jim Langer to Minnesota for 6th round pick in 1981 and 5th round pick in 1982

1981

- 4/28 3rd round pick in 1981 and 2nd (obtained in Davis/Thomas trade, 1980) round pick in 1982 to Los Angeles for LB Bob Brudzinski; teams also exchanged 2nd round picks in 1981 (Dolphins moving down from 43rd to 56th overall)
 7/13 LB Steve Towle to Detroit for 9th round pick in 1982
 7/22 4th round pick in 1983 to Los Angeles for RB Eddie Hill
 8/18 FB Steve Howell to Philadelphia for 10th round pick in 1982
 8/31 P George Roberts to San Diego for 6th round pick in 1982

1983

- 4/26 3rd (81st overall) and 5th round picks in 1983 to Houston for 3rd (76th overall) round pick in 1983 in draft trade-up
 8/15 5th round pick in 1985 to Denver for LB Larry Evans
 8/29 P Tom Orosz to San Francisco for 12th round pick in 1984

1984

- 2/21 QB David Woodley to Pittsburgh for 3rd round pick in 1984
 3/6 C Mark Dennard to Philadelphia for 3rd round pick in 1985
 3/27 WR Duriel Harris to Cleveland for 4th round pick in 1985
 5/1 1st (26th overall) round pick and two 3rd round picks (one obtained in Woodley trade, 1984) in 1984 to Buffalo for 1st (14th overall) round pick in 1984 in draft trade-up
 8/27 CB Gerald Small to Atlanta for T Ronnie Lee and 6th round pick in 1985
 9/22 2nd round pick in 1985 to San Diego for FB Pete Johnson

1985

- 5/7 Conditional undisclosed pick in 1986 to Cincinnati for QB Bryan Clark
 8/15 Rights to WR Anthony Carter (12th round, 1983) to Minnesota for LB Robin Sendlein and 2nd round pick in 1986
 10/9 1st and 2nd (obtained in Carter trade, 1985) round picks in 1986 to Tampa Bay for LB Hugh Green

1987

- 4/28 1st (14th overall) round pick in 1987 to Minnesota for 1st (16th overall) and 5th round picks in 1987 in draft trade-down
 4/28 3rd and 5th (obtained in 1987 draft trade-down) round picks in 1987 to St. Louis for 2nd

- round pick in 1987 in draft trade-up
 4/28 5th (128th overall) round pick in 1987 to Kansas City for 5th (132nd overall) and 8th round picks in 1987 in draft trade-down
 8/20 G/C Larry Lee to Denver for 8th round pick in 1988
 10/20 T Greg Koch to Minnesota for 6th round pick in 1988 and 10th round pick in 1989

1989

- 4/23 2nd (36th overall) and 3rd (65th overall) round picks in 1989 to Chicago for 1st round pick (25th overall) in 1989 in draft trade-up
 8/6 5th (120th overall) round pick in 1990 to Dallas for QB Scott Secules

1990

- 4/22 10th (262nd overall) round pick in 1990 and 4th round pick in 1991 to Washington for 5th round pick in 1990 in draft trade-up
 4/23 7th (178th overall) round pick in 1990 to Cleveland for 5th round pick in 1991
 4/23 11th (289th overall) round pick in 1990 and 2nd round pick in 1991 to San Francisco for CB Tim McKyer
 9/3 12th (331st overall) round pick in 1991 to Atlanta for NT Shawn Lee

1991

- 1/31 LB Eric Kumerow to Chicago for CB Vestee Jackson
 4/1 3rd (79th overall) round pick in 1991 to Houston for LB John Grimsley
 4/21 CB Tim McKyer to Atlanta for 3rd (60th overall) and 12th (331st overall) round picks in 1991
 4/22 5th (135th overall) and 6th (163rd overall) round picks in 1991 to Green Bay for 5th (121st overall) in 1991 in draft trade-up
 9/3 WR Randal Hill to Phoenix for 1st (seventh overall) round pick in 1992

1992

- 4/27 7th (182nd overall) round pick in 1992 to Atlanta for 7th (185th overall) and 12th (328th overall) round picks in 1992 in draft trade-down
 4/27 7th (185th overall) round pick in 1992 to L.A. Raiders for 7th (191st overall) and 11th (296th overall) round picks in 1992 draft trade-down
 5/26 RB Sammie Smith to Denver for RB Bobby Humphrey

1993

- 4/1 2nd (52nd overall) round pick in 1993 and 3rd (88th overall) round pick in 1994 to New England for WR Irving Fryar
 7/13 G Gene Williams to Cleveland for 4th (110th overall) round pick in 1994

1994

- 3/24 WR Tony Martin to San Diego for 4th (113th overall) round pick in 1994
 4/24 1st (16th overall) round pick in 1994 to Green Bay for 1st (20th overall) and 3rd (89th overall) round picks in 1994 in draft trade-down

- 4/24 3rd (89th overall), 4th (115th overall) and 4th (121st overall) round picks in 1994 to Arizona for 2nd (65th overall) round pick in 1994 in draft trade-up

1995

- 3/21 WR Mark Ingram to Green Bay for 4th (116th overall) round pick in 1995
 3/29 TE Keith Jackson and 4th (116th overall) round pick to Green Bay for 2nd (53rd overall) round pick in 1995
 4/3 CB Terrell Buckley from Green Bay for past considerations
 4/4 2nd (56th overall) round pick and 3rd (87th overall) round pick in 1995 to Chicago for DE Trace Armstrong
 8/27 TE Pete Mitchell to Jacksonville for WR Mike Williams

1996

- 3/4 5th (145th overall) round pick in 1997 to N.Y. Jets for T James Brown
 4/20 2nd (49th overall) round pick in 1996 to Dallas for 2nd (60th overall) and 4th (99th overall) round picks in 1996 in draft trade-down
 4/20 2nd (60th overall) and 4th (99th overall) round picks in 1996 to Jacksonville for 3rd (79th overall), 4th (98th and 134th overall) and 5th (150th overall) round picks in 1996 in draft trade-down
 4/21 4th (98th overall) round pick in 1996 and 7th (214th overall) round pick in 1997 to Kansas City for 4th (113th and 125th overall) round picks in 1996 in draft trade-down
 8/19 RB Terry Kirby to San Francisco for 4th (123rd overall) round pick in 1997
 8/21 K Pete Stoyanovich to Kansas City for 5th (149th overall) round pick in 1997
 10/1 T Billy Milner to St. Louis for TE Troy Drayton

1997

- 4/20 4th (112th overall) round pick in 1997 to St. Louis for 4th (121st overall) and 6th (170th and 173rd overall) round picks in 1997 in draft trade-down
 4/20 4th (123rd overall) round pick in 1997 to Oakland for 5th (157th overall), 6th (166th overall) and 7th (203rd overall) round picks in 1997 in draft trade-down
 8/24 Conditional draft choice in 1998 to Green Bay for WR Qadry Ismail

1998

- 4/16 1st round pick in 2000 to Carolina for 2nd (44th overall) round pick in 1998
 4/18 1st (19th overall) round pick in 1998 to Green Bay for 1st (29th overall) and 2nd (60th overall) round picks in 1998 in draft trade-down
 4/18 2nd (60th overall) round pick in 1998 to Detroit for 3rd (79th overall), 5th (143rd overall) and 6th (172nd overall) round picks in 1998 in draft trade-down
 4/19 4th (112th overall) and 5th (142nd overall) round picks in 1998 to Philadelphia for 4th (102nd overall) round pick in 1998 in draft trade-up.

1999

- 2/12 7th (231st overall) round pick in 1999 to N.Y. Giants for RB Tyrone Wheatley
3/1 5th (157th overall) round pick in 1999 to San Francisco for G Kevin Gogan
4/17 1st (24th overall) round pick in 1999 to San Francisco for 1st (27th overall) and 5th (134th overall) round picks in 1999 in draft trade-down
4/17 1st (27th overall) round pick in 1999 to Detroit for 2nd (39th overall), 3rd (70th overall) and 5th (142nd overall) round picks in 1999 in draft trade-down
4/17 2nd (54th overall) and 3rd (84th overall) round picks in 1999 and 6th round pick (188th overall) in 2000 to Kansas City for 2nd (43rd overall) round pick in 1999 in draft

trade-up

- 4/17 3rd (70th overall) round pick in 1999 to Detroit for 3rd (72nd overall) and 7th (232nd overall) round picks in 1999 in draft trade-down
9/4 DT Barron Tanner to Washington for an undisclosed draft choice
9/6 7th (230th overall) round pick in 2000 to San Francisco for QB Jim Druckenmiller
9/21 RB John Avery to Denver for WR Marcus Nash
10/19 RB Karim Abdul-Jabbar to Cleveland for 6th (167th overall) round pick in 2000

2000

- 3/9 7th round pick in 2001 to Washington for P Matt Turk
4/16 P Brent Bartholomew to Chicago for 7th (232nd overall) round pick in 2000 and 7th round pick in 2001

PLAN B FREE AGENCY

(**Boldface** indicates made active roster)

1989

PLAYERS LEFT UNPROTECTED (25): FB Woody Bennett, S Glenn Blackwood, S Bud Brown, LB Bob Brudzinski, FB Tony Burse, G/C Chris Conlin, RB Joe Cribbs, LB Tony Furjanic, T Jon Giesler, LB Hugh Green, TE Bruce Hardy, S Liffort Hobley, QB Ron Jaworski, TE Dan Johnson, LB Larry Kolic, NT Mike Lambrecht, CB Don McNeal, LB Scott Nicolas, CB Bruce Plummer, DE Chris Scott, LB Jackie Shipp, FB Chad Stark, C Dwight Stephenson, WR Jimmy Teal and CB Reyna Thompson.

PLAYERS SIGNED (11):

LB **Dave Ahrens** – signed on March 23 (from Detroit)
LB **Greg Clark** – signed on March 15 (from Chicago)
S Steve Gage – signed on February 13 (from Washington)
CB **Ernest Gibson** – signed on February 16 (from New England)
LB **E.J. Junior** – signed on February 25 (from Phoenix)
FB **Marc Logan** – signed on February 16 (from Cincinnati)
TE Jeff Markland – signed on April 1 (from Pittsburgh)
QB Brent Pease – signed on March 20 (from Houston)
RB Eric Starr – signed on March 31 (from Chicago)
DE Don Thorp – signed on April 1 (from Kansas City)
CB Bobby Watkins – signed on March 30 (from Detroit)

PLAYERS LOST (6):

FB Tony Burse – signed on April 1 (by Seattle)
QB **Ron Jaworski** – signed on April 1 (by Kansas City)
NT Mike Lambrecht – signed on March 15 (by N.Y. Giants)
CB Bruce Plummer – signed on March 31 (by Indianapolis)
LB **Jackie Shipp** – signed on March 21 (by L.A. Raiders)
CB **Reyna Thompson** – signed on March 30 (by N.Y. Giants)

1990

PLAYERS LEFT UNPROTECTED (19): LB Dave Ahrens, LB Dana Batiste, FB Tom Brown, LB Bob Brudzinski, T Louis Cheek, LB Greg Clark, DE Jackie Cline, CB Ernest Gibson, T Jon Giesler, LB Hugh Green, RB Lorenzo Hampton, TE Bruce Hardy, G Greg Johnson, CB William Judson, LB Barry Krauss, T Ronnie Lee, CB Don McNeal, QB Cliff Stoudt and G Tom Toth.

PLAYERS SIGNED (9):

CB Donnie Elder – signed on March 29 (from Tampa Bay)
CB **Kerry Glenn** – signed on March 30 (from N.Y. Jets)
LB Stacy Harvey – signed on April 1 (from Kansas City)
RB **Mark Higgs** – signed on March 31 (from Philadelphia)
S **Stevon Moore** – signed on March 31 (from N.Y. Jets)
LB **Cliff Odom** – signed on March 27 (from Indianapolis)
FB **Tony Paige** – signed on March 12 (from Detroit)
LB **Mike Reichenbach** – signed on March 30 (from Philadelphia)
DE **Karl Wilson** – signed on March 26 (from Phoenix)

PLAYERS LOST (11):

LB **Dave Ahrens** – signed on March 9 (by Seattle)
FB Tom Brown – signed on March 29 (by Washington)
T **Louis Cheek** – signed on March 29 (by Dallas)
LB Greg Clark – signed on April 1 (by Green Bay)
DE Jackie Cline – signed on March 29 (by Atlanta)
CB Ernest Gibson – signed on March 29 (by New England)
RB Lorenzo Hampton – signed on March 23 (by Denver)
G Greg Johnson – signed on March 3 (by Dallas)
CB William Judson – signed on March 29 (by Detroit)
T Ronnie Lee – signed on March 1 (by Atlanta)
G **Tom Toth** – signed on March 28 (by San Diego)

1991

PLAYERS LEFT UNPROTECTED (24): S Stefon Adams, TE Greg Baty, DE John Bosa, WR Andre Brown, G Roy Foster, LB Rick Graf, S African Grant, RB Mark Higgs, S Liffort Hobley, WR Jim Jensen, LB E.J. Junior, TE Brian Kinchen, LB Barry Krauss, CB Paul Lankford, FB Garrett Limbrick, CB Michael McGruder, LB Cliff Odom, WR James Pruitt, LB Mike Reichenbach, WR Scott Schwedes, RB Troy Stradford, CB Rodney Thomas, CB Sean Vanhorse and DE Karl Wilson.

PLAYERS SIGNED (5):

LB **Ned Bolcar** – signed on March 26 (from Seattle)
LB **Louis Cooper** – signed on April 1 (from Kansas City)
DE Terry Price – signed on March 11 (from Chicago)
TE Eric Sievers – signed on March 18 (from New England)
RB Don Smith – signed on April 1 (from Buffalo)

PLAYERS LOST (10):

S Stefan Adams – signed on April 1 (by L.A. Raiders)
DE John Bosa – signed on March 15 (by N.Y. Jets)
G Roy Foster – signed on March 18 (by San Francisco)
LB Rick Graf – signed on March 21 (by Houston)
TE Brian Kinchen – signed on April 1 (by Green Bay)
WR James Pruitt – signed on March 31 (by Minnesota)
RB Troy Stradford – signed on April 1 (by Kansas City)
CB Rodney Thomas – signed on March 21 (by L.A. Rams)
CB Sean Vanhorne – signed on March 20 (by Detroit)
DE Karl Wilson – signed on March 5 (by L.A. Rams)

1992

PLAYERS LEFT UNPROTECTED (25): WR Fred Banks, TE Greg Baty, LB Louis Cooper, DE Donnie Gardner, CB Kerry Glenn, LB Hugh Green, LB John Grimsley, S Liffort Hoble, S Mike Iaquaniello, WR Jim Jensen, LB E.J. Junior, NT Chuck Klingbeil, CB Paul Lankford, FB Garrett Limbrick, RB Marc Logan, CB Bruce McNorton, S Stevon

Moore, LB Cliff Odom, T James Parrish, DE Terry Price, CB Pat Ray, LB Mike Reichenbach, RB Don Smith, DE Pat Swoopes and WR Mike Williams.

PLAYERS SIGNED (6):

CB Bruce Alexander – signed on March 26 (from Detroit)
WR Robert Clark – signed on March 19 (from Detroit)
DE Tim Downing – signed on February 28 (from N.Y. Giants)
LB Brian Jones – signed on April 1 (from Indianapolis)
NT Gerald Nichols – signed on March 31 (from Tampa Bay)
FB James Saxon – signed on March 17 (from Kansas City)

PLAYERS LOST (6):

DE Donnie Gardner – signed on March 3 (by N.Y. Jets)
RB Marc Logan – signed on April 1 (by San Francisco)
S Stevon Moore – signed on March 25 (by Cleveland)
T James Parrish – signed on February 21 (by San Diego)
DE Terry Price – signed on April 1 (by San Diego)
LB Mike Reichenbach – signed on April 1 (by San Francisco)

FREE AGENTS

(Boldface indicates made active roster)

1992

PLAYERS SIGNED (1):

TE Keith Jackson – signed on September 29 (from Philadelphia)

1993

PLAYERS SIGNED (4):

FB Keith Byars – signed on July 15 (from Philadelphia)
DT Mike Golic – signed on June 8 (from Philadelphia)
T Ron Heller – signed on April 20 (from Philadelphia)
WR Mark Ingram – signed on March 18 (from N.Y. Giants)

PLAYERS LOST (4):

WR Mark Clayton – signed on June 4 (by Green Bay)
TE Ferrell Edmunds – signed on March 12 (by Seattle)
G Harry Galbreath – signed on March 23 (by Green Bay)
QB Scott Secules – signed on March 22 (by New England)

1994

PLAYERS SIGNED (5):

P Jim Arnold – signed on April 25 (from Detroit)
S Gene Atkins – signed on February 18 (from New Orleans)
CB Tyrone Braxton – signed on May 13 (from Denver)
QB Bernie Kosar – signed on April 13 (from Dallas)
S Michael Stewart – signed on March 9 (from L.A. Rams)

PLAYERS LOST (5):

DE David Griggs – signed on March 24 (by San Diego)
DE Jeff Hunter – signed on April 25 (by Tampa Bay)
QB Scott Mitchell – signed on March 6 (by Detroit)
S Louis Oliver – signed on March 15 (by Cincinnati)
C Jeff Uhlenhake – signed on April 23 (by New Orleans)

1995

PLAYERS SIGNED (3):

TE Eric Green – signed on March 10 (from Pittsburgh)
WR Randal Hill – signed on March 7 (from Arizona)
QB Dan McGwire – signed on April 24 (from Seattle)

PLAYERS LOST (6):

RB Aaron Craver – signed on March 10 (by Denver)
C Jeff Dellenbach – signed on March 8 (by New England)
RB Cleveland Gary – signed on May 8 (by St. Louis)
S Chris Green – signed on June 5 (by Buffalo)
RB James Saxon – signed on June 19 (by Kansas City)
DT Craig Veasey – signed on June 2 (by Houston)

1996

PLAYERS SIGNED (6):

CB Robert Bailey – signed on March 7 (from Dallas)
WR Fred Barnett – signed on March 12 (from Philadelphia)
QB Mike Buck – signed on April 11 (from Arizona)
C Cal Dixon – signed on April 16 (from N.Y. Jets)
WR Charles Jordan – signed on March 13 (from Green Bay)
DE Daniel Stubbs – signed on April 4 (from Philadelphia)

PLAYERS LOST (4):

DE Marco Coleman – signed on March 7 (by San Diego)
LB Bryan Cox – signed on February 22 (by Chicago)
WR Irving Fryar – signed on March 19 (by Philadelphia)
CB Troy Vincent – signed on March 2 (by Philadelphia)

1997

PLAYERS SIGNED (4):

WR Lawrence Dawsey – signed on March 24 (from N.Y. Giants)
S Corey Harris – signed on March 17 (from Seattle)
TE Walter Reeves – signed on March 21 (from San Diego)
S George Teague – signed on March 20 (from Dallas)

PLAYERS LOST (1):

WR Randal Hill – signed on May 28 (by New Orleans)

1998

PLAYERS SIGNED (2):

G Kevin Donnalley – signed on February 17 (from Tennessee)
S Brock Marion – signed on March 3 (from Dallas)
PLAYERS LOST (3):
G Everett McIver – signed on February 23 (by Dallas)

FB Roosevelt Potts – signed on February 26 (by Baltimore)

WR Qadry Ismail – signed on March 3 (by New Orleans)

1999

PLAYERS SIGNED (4):

TE Hunter Goodwin – signed to offer sheet as a restricted free agent on April 8 (Minnesota declined to match offer sheet on April 9)

CB Greg Jeffries – signed on February 18 (from Detroit)

DE Rich Owens – signed on March 16 (from Washington)

FB Roosevelt Potts – signed on April 1 (from Baltimore)

PLAYERS LOST (2):

TE Frank Wainright – signed on February 26 (by Baltimore)

P Klaus Wilmsmeyer – signed on April 1 (by Carolina)

2000

PLAYERS SIGNED (4):

S Brian Walker – signed on February 16 (from Seattle)

QB Jay Fiedler – signed on February 17 (from Jacksonville)

LB Scott Galyon – signed on February 29 (from N.Y. Giants)

G Heath Irwin – signed on February 29 (from New England)

PLAYERS LOST (3):

S Shawn Wooden – signed on March 10 (by Chicago)

SB Stanley Pritchett – signed on March 14 (by Philadelphia)

P Tom Hutton – signed on May 16 (by Green Bay)

2000 NFL SCHEDULE

National Football League
280 Park Avenue, New York, NY 10017
Phone: 212-450-2000

AMERICAN CONFERENCE

EASTERN

Buffalo
Indianapolis
Miami
New England
N.Y. Jets

CENTRAL

Baltimore
Cincinnati
Cleveland
Jacksonville
Pittsburgh
Tennessee

WESTERN

Denver
Kansas City
Oakland
San Diego
Seattle

NATIONAL CONFERENCE

EASTERN

Arizona
Dallas
N.Y. Giants
Philadelphia
Washington

CENTRAL

Chicago
Detroit
Green Bay
Minnesota
Tampa Bay

WESTERN

Atlanta
Carolina
New Orleans
Saint Louis
San Francisco

2000 NFL Schedule

(All times local)

*SUNDAY, SEPTEMBER 3

(Open Date: Cincinnati)

Arizona at New York Giants	1:00
Baltimore at Pittsburgh	1:00
Carolina at Washington	1:00
Chicago at Minnesota	12:00
Detroit at New Orleans	12:00
Indianapolis at Kansas City	12:00
Jacksonville at Cleveland	1:00
New York Jets at Green Bay	3:15
Philadelphia at Dallas	3:05
San Diego at Oakland	1:15
San Francisco at Atlanta	1:00
Seattle at Miami	4:15
Tampa Bay at New England	1:00
Tennessee at Buffalo	8:35

MONDAY, SEPTEMBER 4

Denver at St. Louis 8:00

**SUNDAY, SEPTEMBER 10

(Open Date: Pittsburgh)

Atlanta at Denver	2:15
Carolina at San Francisco	1:15
Chicago at Tampa Bay	1:00
Cleveland at Cincinnati	1:00
Green Bay at Buffalo	1:00
Jacksonville at Baltimore	1:00
Kansas City at Tennessee	12:00
Miami at Minnesota	12:00
New Orleans at San Diego	1:15
New York Giants at Philadelphia	1:00
Oakland at Indianapolis	12:00
St. Louis at Seattle	1:15
Washington at Detroit	4:15
Dallas at Arizona	5:35

MONDAY, SEPTEMBER 11

New England at New York Jets 9:00

**SUNDAY, SEPTEMBER 17

(Open Dates: Arizona, Tennessee, Indianapolis)

Atlanta at Carolina	1:00
Buffalo at New York Jets	1:00
Cincinnati at Jacksonville	1:00

Denver at Oakland	1:05
Minnesota at New England	4:15
New Orleans at Seattle	1:15
New York Giants at Chicago	3:15
Philadelphia at Green Bay	12:00
Pittsburgh at Cleveland	1:00
San Diego at Kansas City	12:00
San Francisco at St. Louis	12:00
Tampa Bay at Detroit	1:00
Baltimore at Miami	8:35

MONDAY, SEPTEMBER 18

Dallas at Washington 9:00

*SUNDAY, SEPTEMBER 24

(Open Dates: Buffalo, Carolina, Minnesota)

Cincinnati at Baltimore	1:00
Cleveland at Oakland	1:15
Detroit at Chicago	12:00
Green Bay at Arizona	1:05
Kansas City at Denver	2:15
New England at Miami	1:00
New York Jets at Tampa Bay	4:15

Philadelphia at New Orleans	12:00	Chicago at Philadelphia	1:00	Atlanta at San Francisco	1:15
St. Louis at Atlanta	1:00	Cleveland at Pittsburgh	1:00	Buffalo at Kansas City	12:00
San Francisco at Dallas	12:00	Denver at Cincinnati	1:00	Carolina at Minnesota	12:00
Seattle at San Diego	1:15	New England at Indianapolis	12:00	Cincinnati at New England	1:00
Tennessee at Pittsburgh	1:00	New Orleans at Atlanta	1:00	Cleveland at Tennessee	12:00
Washington at New York Giants	8:35	St. Louis at Kansas City	12:00	Dallas at Baltimore	4:15
MONDAY, SEPTEMBER 25		San Francisco at Carolina	1:00	Detroit at New York Giants	1:00
Jacksonville at Indianapolis	8:00	Seattle at Oakland	1:05	Indianapolis at Green Bay	12:00
**SUNDAY, OCTOBER 1		Tennessee at Baltimore	1:00	New York Jets at Miami	4:05
(Open Dates: New Orleans,		Washington at Jacksonville	4:15	Oakland at New Orleans	12:00
New York Jets, Oakland)		MONDAY, OCTOBER 23		San Diego at Denver	2:05
Arizona at San Francisco	1:15	Miami at New York Jets	9:00	Tampa Bay at Chicago	12:00
Baltimore at Cleveland	1:00	*SUNDAY, OCTOBER 29		Jacksonville at Pittsburgh	8:35
Chicago at Green Bay	3:15	(Open Dates: Chicago, Denver,		MONDAY, NOVEMBER 20	
Dallas at Carolina	1:00	New England)		Washington at St. Louis	8:00
Indianapolis at Buffalo	1:00	Carolina at Atlanta	1:00	THURSDAY, NOVEMBER 23	
Miami at Cincinnati	4:05	Cincinnati at Cleveland	1:00	(Open Date: San Francisco)	
Minnesota at Detroit	1:00	Detroit at Indianapolis	1:00	Minnesota at Dallas	3:05
New England at Denver	2:05	Green Bay at Miami	1:00	New England at Detroit	12:30
New York Giants at Tennessee	12:00	Jacksonville at Dallas	3:15	*SUNDAY, NOVEMBER 26	
Pittsburgh at Jacksonville	1:00	Kansas City at Seattle	1:15	Atlanta at Oakland	1:05
San Diego at St. Louis	12:00	Minnesota at Tampa Bay	1:00	Buffalo at Tampa Bay	1:00
Tampa Bay at Washington	4:15	New Orleans at Arizona	2:05	Chicago at New York Jets	1:00
Atlanta at Philadelphia	8:35	New York Jets at Buffalo	1:00	Cleveland at Baltimore	1:00
MONDAY, OCTOBER 2		Philadelphia at New York Giants	4:05	Denver at Seattle	1:15
Seattle at Kansas City	8:00	Pittsburgh at Baltimore	1:00	Kansas City at San Diego	1:15
*SUNDAY, OCTOBER 8		St. Louis at San Francisco	1:05	Miami at Indianapolis	1:00
(Open Dates: Dallas, Kansas City,		Oakland at San Diego	5:35	New Orleans at St. Louis	12:00
St. Louis)		MONDAY, OCTOBER 30		Philadelphia at Washington	1:00
Buffalo at Miami	1:00	Tennessee at Washington	9:00	Pittsburgh at Cincinnati	1:00
Cleveland at Arizona	1:15	*SUNDAY, NOVEMBER 5		Tennessee at Jacksonville	4:15
Denver at San Diego	1:15	(Open Date: Jacksonville)		New York Giants at Arizona	6:35
Green Bay at Detroit	1:00	Baltimore at Cincinnati	1:00	MONDAY, NOVEMBER 27	
Indianapolis at New England	1:00	Buffalo at New England	1:00	Green Bay at Carolina	9:00
New Orleans at Chicago	12:00	Dallas at Philadelphia	1:00	THURSDAY, NOVEMBER 30	
New York Giants at Atlanta	4:05	Denver at New York Jets	4:15	(Open Date: Baltimore)	
Oakland at San Francisco	1:15	Indianapolis at Chicago	12:00	Detroit at Minnesota	7:35
Pittsburgh at New York Jets	1:00	Kansas City at Oakland	1:15	*SUNDAY, DECEMBER 3	
Seattle at Carolina	4:15	Miami at Detroit	1:00	Arizona at Cincinnati	1:00
Tennessee at Cincinnati	1:00	New York Giants at Cleveland	1:00	Cleveland at Jacksonville	4:15
Washington at Philadelphia	1:00	Pittsburgh at Tennessee	12:00	Dallas at Tampa Bay	1:00
Baltimore at Jacksonville	8:35	San Diego at Seattle	1:15	Denver at New Orleans	12:00
MONDAY, OCTOBER 9		San Francisco at New Orleans	12:00	Indianapolis at New York Jets	4:15
Tampa Bay at Minnesota	8:00	Tampa Bay at Atlanta	1:00	Miami at Buffalo	1:00
**SUNDAY, OCTOBER 15		Washington at Arizona	2:05	New York Giants at Washington	1:00
(Open Dates: Detroit, Miami,		Carolina at St. Louis	7:35	Oakland at Pittsburgh	1:00
Tampa Bay)		MONDAY, NOVEMBER 6		St. Louis at Carolina	1:00
Atlanta at St. Louis	12:00	Minnesota at Green Bay	8:00	San Francisco at San Diego	1:05
Baltimore at Washington	1:00	**SUNDAY, NOVEMBER 12		Seattle at Atlanta	1:00
Carolina at New Orleans	12:00	(Open Date: Washington)		Tennessee at Philadelphia	1:00
Cincinnati at Pittsburgh	1:00	Arizona at Minnesota	12:00	Green Bay at Chicago	7:35
Cleveland at Denver	2:05	Atlanta at Detroit	1:00	MONDAY, DECEMBER 4	
Dallas at New York Giants	1:00	Baltimore at Tennessee	12:00	Kansas City at New England	9:00
Indianapolis at Seattle	1:05	Chicago at Buffalo	1:00	**SUNDAY, DECEMBER 10	
New York Jets at New England	4:05	Cincinnati at Dallas	12:00	(Open Date: Atlanta)	
Oakland at Kansas City	12:00	Green Bay at Tampa Bay	4:15	Arizona at Jacksonville	1:00
Philadelphia at Arizona	1:15	Kansas City at San Francisco	1:05	Carolina at Kansas City	12:00
San Diego at Buffalo	1:00	Miami at San Diego	1:05	Cincinnati at Tennessee	12:00
San Francisco at Green Bay	3:15	New England at Cleveland	1:00	Detroit at Green Bay	12:00
Minnesota at Chicago	7:35	New Orleans at Carolina	1:00	Minnesota at St. Louis	12:00
MONDAY, OCTOBER 16		Philadelphia at Pittsburgh	1:00	New England at Chicago	12:00
Jacksonville at Tennessee	8:00	St. Louis at New York Giants	4:15	New Orleans at San Francisco	1:15
THURSDAY, OCTOBER 19		Seattle at Jacksonville	1:00	Philadelphia at Cleveland	1:00
(Open Dates: Green Bay,		New York Jets at Indianapolis	8:35	Pittsburgh at New York Giants	1:00
New York Giants, San Diego)		MONDAY, NOVEMBER 13		San Diego at Baltimore	1:00
Detroit at Tampa Bay	8:35	Oakland at Denver	7:00	Seattle at Denver	2:05
**SUNDAY, OCTOBER 22		**SUNDAY, NOVEMBER 19		Tampa Bay at Miami	1:00
Arizona at Dallas	12:00	(Open Date: Seattle)		Washington at Dallas	3:15
Buffalo at Minnesota	12:00	Arizona at Philadelphia	1:00	New York Jets at Oakland	5:35

MONDAY, DECEMBER 11
Buffalo at Indianapolis 9:00

SATURDAY, DECEMBER 16
(Open Date: Philadelphia)
Washington at Pittsburgh 12:30
Oakland at Seattle 1:05

***SUNDAY, DECEMBER 17**
Atlanta at New Orleans 12:00
Baltimore at Arizona 2:15
Chicago at San Francisco 1:05
Denver at Kansas City 12:00
Detroit at New York Jets 1:00
Green Bay at Minnesota 12:00
Indianapolis at Miami 4:15
Jacksonville at Cincinnati 1:00

New England at Buffalo 1:00
San Diego at Carolina 1:00
Tennessee at Cleveland 1:00
New York Giants at Dallas 7:35

MONDAY, DECEMBER 18
St. Louis at Tampa Bay 9:00

SATURDAY, DECEMBER 23
(Open Date: Cleveland)
Jacksonville at New York Giants 12:30
San Francisco at Denver 2:15
Buffalo at Seattle 5:35

****SUNDAY, DECEMBER 24**
Arizona at Washington 1:00
Carolina at Oakland 1:15
Chicago at Detroit 1:00

Cincinnati at Philadelphia 1:00
Kansas City at Atlanta 1:00
Miami at New England 1:00
Minnesota at Indianapolis 4:15
New York Jets at Baltimore 1:00
Pittsburgh at San Diego 1:05
St. Louis at New Orleans 12:00
Tampa Bay at Green Bay 12:00

MONDAY, DECEMBER 25
Dallas at Tennessee 8:00

* CBS-TV National Weekend
** FOX-TV National Weekend

2000 OPPONENTS

BALTIMORE RAVENS

Sun., Sep. 17 at Miami - 8:35 p.m. EDT/ESPN

Address: 11001 Owings Mills Blvd.
Owings Mills, MD 21117

Phone: (410) 654-6200

Owner and CEO: Art Modell

President and COO: David Modell

Head Coach: Brian Billick
(2nd NFL Season, 2nd with Ravens)

Career Record: 8-8

Ravens Record: 8-8

Public Relations: Kevin Byrne/Francine Lubera/
Marisol McMacken

Stadium (Year Opened): PSINet Stadium (1998)

Capacity: 69,084

Playing Surface: Grass

Division: AFC Central

1999 Record: 8-8 (3rd, AFC Central)

Regular Season Record vs. Dolphins: 0-1

BALTIMORE RAVENS VS. MIAMI (Regular Season)

RUSHING

NAME	G	ATT.	YDS.	AVG.	TD
Jay Graham	1	1	0	0.0	0

RECEIVING

NAME	G	NO.	YDS.	AVG.	TD
Shannon Sharpe	2	11	83	7.5	0
Jermaine Lewis	1	6	105	17.5	0
Jay Graham	1	3	5	1.7	0
Qadry Ismail	2	2	44	22.0	0

PASSING

NAME	G	ATT.	CMP.	YDS.	TD	INT.
Tony Banks	1	29	14	143	0	1
Trent Dilfer	1	24	18	248	4	1

- This will be just the second meeting between these two teams, and the first in Miami. The Dolphins and Ravens squared off for the first time on October 19, 1997 as Miami recorded a 24-13 victory at Memorial Stadium in Baltimore.

- In the first meeting between these clubs, the Dolphins rushed for 148 yards and three touchdowns as a team. The rushing total is the eighth highest team rushing mark in a road game for Miami during the 1990s, while the three touchdowns running is tied for the team's highest road total during the decade.

- The game will mark the first meeting between the Dolphins and Ravens in Miami. The Ravens are one of three NFL teams (Carolina Panthers; Jacksonville Jaguars) that have never faced the Dolphins in South Florida. The Dolphins are 17-10 all-time when hosting an opponent for the first time.

BUFFALO BILLS

Sun., Oct. 8 at Miami - 1:00 p.m. EDT/CBS-TV
Sun., Dec. 3 at Buffalo - 1:00 p.m. EST/CBS-TV

Address: One Bills Drive
Orchard Park, NY 14127-2296

Phone: (716) 648-1800

President: Ralph C. Wilson, Jr.

Exec. VP/General Manager: John Butler

Head Coach: Wade Phillips
(6th NFL season, 3rd with Bills)

Career Record: 38-30

Bills Record: 21-11

Public Relations: Scott Berchtold/Mark Dalton/
Brian Parker

Stadium (Year Opened): Ralph Wilson Stadium (1973)

Capacity: 75,339

Playing Surface: Artificial Turf

Division: AFC East

1999 Record: 11-5 (2nd, AFC East; lost in first round of playoffs)

Regular Season Record vs. Dolphins: 25-42-1

Playoff Record vs. Dolphins: 3-1



BUFFALO BILLS VS. MIAMI
(Regular Season)

RUSHING

NAME	G	ATT.	YDS.	AVG.	TD
Antowain Smith	6	110	378	3.4	0
Doug Flutie	5	26	91	3.5	0
Rob Johnson	1	6	42	7.0	0
Eric Moulds	8	2	23	11.5	0
Jonathan Linton	4	13	36	2.8	1
Lennox Gordon	1	5	15	3.0	0

RECEIVING

NAME	G	NO.	YDS.	AVG.	TD
Andre Reed	26	120	1708	14.2	10
Eric Moulds	8	21	298	14.2	5
Jay Riemersma	6	8	137	17.1	2
Jonathan Linton	4	3	25	8.3	0
Peerless Price	2	1	9	9.0	0
Antowain Smith	6	1	0	0.0	0

PASSING

NAME	G	ATT.	CMP.	YDS.	TD	INT.
Doug Flutie	5	98	53	701	6	2
Rob Johnson	1	18	10	134	1	1

- Buffalo swept the season series in 1999 and has now won four of the last six regular season meetings. The Dolphins lead the all-time series by a 43-28-1 margin.

- Buffalo won both contests for only the seventh time in the 34-year history of the series in 1999. Miami has swept the series on 16 occasions, while the teams have split eleven times.

- With a 23-3 win at Ralph Wilson Stadium on November 14, 1999, the Bills claimed the third consecutive victory in Buffalo. The last time the Dolphins won in Buffalo was on October 13, 1996 when they came away with a 21-7 triumph. Overall, Miami has posted a regular season mark of 19-15 at Ralph Wilson Stadium.

- Miami had its four-game regular season winning streak over the Bills at Pro Player Stadium snapped on October 4, 1999, as Buffalo handed Miami a 23-18 defeat. Prior to that contest, the Bills last win in Miami was on December 4 1994. Overall, Miami is 23-10-1 against the Bills at home during the regular season, and 1-1 in postseason games played in Miami.

- Running back Thurman Thomas, who signed with the Dolphins on March 7, 2000, played for the Buffalo Bills from 1988-99. Thomas is the all-time leading rusher against Miami as he has rushed for 1,620 yards and eight touchdowns in 20 games versus his current team.

- Miami set the NFL record for consecutive wins over one team with 20 against Buffalo, from 1970-79.

CINCINNATI BENGALS

Sun., Oct. 1 at Cincinnati - 4:05 p.m. EDT/CBS-TV

Address: One Paul Brown Stadium
Cincinnati, OH 45202

Phone: (513) 621-3550

President: Mike Brown

Vice President: Pete Brown

Head Coach: Bruce Coslet
(9th NFL Season, 5th with Bengals)

Career Record: 47-74

Bengals Record: 21-36

Public Relations: Jack Brennan/Patrick J. Combs/
Inky Studley

Stadium (Year Opened): Paul Brown Stadium (2000)

Capacity: 65,600

Playing Surface: Grass

Division: AFC Central

1999 Record: 4-12 (5th, AFC Central)

Regular Season Record vs. Dolphins: 3-11

Postseason Record vs. Dolphins: 0-1



CINCINNATI BENGALS VS. MIAMI
(Regular Season)

RUSHING

NAME	G	ATT.	YDS.	AVG.	TD
Cliff Gross	4	9	54	6.0	0
Darnay Scott	2	2	14	7.0	0
Sedrick Shaw	2	2	0	0.0	0

RECEIVING

NAME	G	NO.	YDS.	AVG.	TD
Tony McGee	2	4	66	16.5	0
Darnay Scott	2	3	70	23.3	1

PASSING

NAME	G	ATT.	CMP.	YDS.	TD	INT.
Akili Smith	NO REGULAR SEASON STATS					
Scott Mitchell	1	29	19	288	2	2

- Miami has won eight straight and 11 of the last 12 games played in the all-time series. The Dolphins are 6-2 in regular season games played in Cincinnati and 5-1 during the regular season when hosting the Bengals.

- The Dolphins and Bengals have squared off in one playoff contest, on December 23, 1973 at the Orange Bowl. The game, a 34-16 Miami victory, was the first in a postseason run that ended with the Dolphins second Super Bowl title in as many years.

- This will be the third straight, and the fifth out of the last six games in this series played in Cincinnati. The last time the Dolphins and Bengals met in South Florida was on December 9, 1991.

DETROIT LIONS

Sun., Nov. 5, at Detroit - 1:00 p.m. EST/CBS-TV

Address: 1200 Featherstone Road
Pontiac, MI 48342

Phone: (248) 335-4131

Chairman and President: William Clay Ford

Executive VP & COO: Chuck Schmidt

V.P. of Player Personnel: Ron Hughes

Head Coach: Bobby Ross

(9th NFL Season, 4th with Lions)

Career Record: 69-59

Lions Record: 22-26

Media Relations: Steve Reaven/Matt Barnhart/

Risa Balayem/Craig Vandermause

Stadium (Year Opened): Pontiac Silverdome (1975)

Capacity: 80,311

Playing Surface: Artificial Turf

Division: NFC Central

1999 Record: 8-8 (Tied 3rd, NFC Central; lost in first round of playoffs)

Regular Season Record vs. Dolphins: 2-4

DETROIT LIONS VS. MIAMI

(Regular Season)

RUSHING

NAME	G	ATT.	YDS.	AVG.	TD
Herman Moore	3	1	0	0.0	0

RECEIVING

NAME	G	NO.	YDS.	AVG.	TD
Herman Moore	3	11	133	12.1	1
Johnnie Morton	2	9	171	19.0	1
Brian Stablein	6	6	77	12.8	0
David Sloan	1	2	32	16.0	0

PASSING

NAME	G	ATT.	CMP.	YDS.	TD	INT.
Charlie Batch	NO	REGULAR	SEASON	STATS		
Mike Tomczak	6	95	53	699	1	3

- Miami owns a 4-2 advantage in this series and has won each of the last two games, including the most recent matchup, a 33-30 victory on December 7, 1997 at Pro Player Stadium.

- The Dolphins have not traveled to the Pontiac Silverdome since 1991, when they dropped a 17-13 decision on September 15. Miami is 1-3 all-time at Detroit.

- This will be one of three games Miami plays in a domed stadium during the regular season in 2000 (Indianapolis and Minnesota). The Dolphins are 20-20 all-time in domes, including a 1-0 mark in 1999. Overall, they are 10-6 against Indianapolis (RCA Dome), 6-6 against Houston (Astrodome), 1-2 against Detroit (Silverdome), 1-3 against New Orleans (Superdome), 1-1 against Seattle (Kingdome), 0-1 against Atlanta (Georgia Dome), 0-1 against Minnesota and 1-0 against St. Louis (Trans World Dome).

GREEN BAY PACKERS

Mon., Aug. 21 at Miami (preseason) - 8:00 p.m. EDT/ABC-TV

Sun., Oct. 29 at Miami - 1:00 p.m. EST/FOX-TV

Address: 1265 Lombardi Avenue

Green Bay, WI 54307

Phone: (920) 496-5700

President & CEO: Robert E. Harlan

Exec. VP & General Manager: Ron Wolf

Head Coach: Mike Sherman

(1st NFL Season, 1st with Packers)

Career Record: 0-0

Packers Record: 0-0

Public Relations: Lee Rummel/Jeff Blumb/

Aaron Popkey

Stadium (Year Opened): Lambeau Field (1957)

Capacity: 60,790

Playing Surface: Grass

Division: NFC Central

1999 Record: 8-8 (Tied 3rd, NFC Central)

All-Time Record vs. Dolphins: 1-8

GREEN BAY PACKERS VS. MIAMI

(Regular Season)

RUSHING

NAME	G	ATT.	YDS.	AVG.	TD
Dorsey Levens	1	21	121	5.8	0
Brett Favre	2	5	11	2.2	0
William Henderson	1	3	10	3.3	0

RECEIVING

NAME	G	NO.	YDS.	AVG.	TD
William Henderson	1	7	60	8.6	1
Antonio Freeman	1	5	52	10.4	1
Dorsey Levens	1	2	4	2.0	1
Tyrone Davis	2	1	9	9.0	0
Bill Schroeder	1	1	8	8.0	0

PASSING

NAME	G	ATT.	CMP.	YDS.	TD	INT.
Brett Favre	2	88	55	615	4	1

- This will be the fourth straight year in which these teams have met in the preseason, as the Packers handed the Dolphins a 25-17 loss in last year's contest at Lambeau Field.

- Miami and Green Bay have played a total of seven preseason games against each other with the Packers holding a four games to three advantage. In the regular season, the Dolphins lead the all-time series 8-1. The Packers won the last meeting, 23-18, on September 14, 1997.

- The Dolphins and Packers will meet in both the preseason and regular season for the fourth time in the history of this series. In 1971, 1994 and 1997, the teams also played a preseason contest before squaring off in the regular season. In 1994 and 1997, the team that won the preseason matchup also went on to capture the regular season game.

- The Dolphins have never lost to the Packers at home, winning the five previous contests played in Miami.

INDIANAPOLIS COLTS

Sun., Nov. 26 at Indianapolis - 1:00 p.m. EST/
CBS-TV

Sun., Dec. 17 at Miami - 4:15 p.m. EST/CBS-TV

Address: P.O. Box 535000

Indianapolis, IN 46253

Phone: (317) 297-2658

Owner & CEO: Jim Irsay

President: Bill Polian

Head Coach: Jim Mora

(14th NFL Season, 3rd with Colts)

Career Record: 109-90

Colts Record: 16-16

Public Relations: Craig Kelley/Ryan Robinson

Stadium (Year Opened): RCA Dome (1984)

Capacity: 56,127

Playing Surface: Artificial Turf

Division: AFC East

1999 Record: 13-3 (1st, AFC East; lost in
divisional round of playoffs)

Regular Season Record vs. Dolphins: 20-40

Playoff Record vs. Dolphins: 0-1



INDIANAPOLIS COLTS VS. MIAMI

(Regular Season)

RUSHING

NAME	G	ATT.	YDS.	AVG.	TD
Edgerrin James	2	45	211	4.7	2
Darick Holmes	7	29	72	2.5	1
Fred Lane	1	6	15	2.5	0
Marvin Harrison	8	3	8	2.7	0
Jerome Pathon	3	2	7	3.5	0
Peyton Manning	4	4	-14	-3.5	0

RECEIVING

NAME	G	NO.	YDS.	AVG.	TD
Marvin Harrison	8	36	476	13.2	2
Ken Dilger	10	32	433	13.5	5
Marcus Pollard	9	11	143	13.0	2
Jerome Pathon	3	8	79	9.9	0
Terrence Wilkins	2	6	106	17.7	1
Edgerrin James	2	5	2	0.4	0
Lake Dawson	2	3	25	8.3	0
E.G. Green	2	3	15	5.0	0
Darick Holmes	7	2	14	7.0	0
Paul Shields	2	1	3	3.0	0

PASSING

NAME	G	ATT.	CMP.	YDS.	TD	INT.
Peyton Manning	4	132	83	976	6	8

- Miami split the series with Indianapolis in 1999, with each team recording a win on the road. It was the 12th time in the series' 30-year history that the season series produced a split, but only the fourth occasion that the road teams were the victors (1980, 1987, 1992, 1999).

- With a 34-31 win at the RCA Dome on October 10 of last year, the Dolphins won back-to-back road games in this series for the first time since 1992-93. Overall, Miami is 18-12 on the road versus the Colts, including a 10-6 mark in Indianapolis. The Dolphins are 22-8 against the Colts during the regular season in Miami and 8-5 at Pro Player Stadium.

- Miami and Indianapolis scored a combined 136 points in their two meetings in 1999 (a 34-31 Dolphins win on October 10 and a 37-34 Colts triumph on December 5). This total was the most points ever scored in the series.

- The Dolphins are 20-20 in domed stadiums, including a 1-0 mark in 1999. Overall, they are 10-6 against Indianapolis (RCA Dome), 6-6 against Houston (Astrodome), 1-2 against Detroit (Silverdome), 1-3 against New Orleans (Superdome), 1-1 against Seattle (Kingdome), 0-1 against Atlanta (Georgia Dome), 0-1 against Minnesota (Metrodome) and 1-0 against St. Louis (Trans World Dome).

- Dolphins wide receiver O.J. McDuffie has had a great deal of success against the Colts throughout his seven-year career. McDuffie has registered more touchdowns (six) and receiving yards (659) while playing the Colts than against any other NFL team, while his 49 receptions against Indianapolis ties his highest total against an NFL club.

- Miami wideout Oronde Gadsden has also had some of his most productive games against the Colts. In Gadsden's two NFL seasons, he has faced Indianapolis on four occasions, hauling in 11 passes for 270 yards (24.5 avg.) and three touchdowns, with a long reception of 62 yards. In fact, Gadsden's first NFL reception was a 44-yard touchdown strike from Dan Marino on September 6, 1998 at the RCA Dome.

MINNESOTA VIKINGS

Sun., Sep. 10 at Minnesota - 1:00 p.m. EDT/CBS-TV

Address: 9520 Viking Drive

Eden Prairie, MN 55344

Phone: (612) 828-6500

President: Red and Charline McCombs

Executive V.P.-Business Operations: Mike F.
Kelly Jr.

Head Coach/V.P. of Football Ops: Dennis Green
(9th NFL Season, 9th with Vikings)

Career Record: 81-47

Vikings Record: 81-47

Public Relations: Bob Hagen/Tom West/Ryan
Monnens/Allison Younge

Stadium (Year Opened): Hubert H. Humphrey
Metrodome (1982)

Capacity: 64,152

Playing Surface: Artificial Turf

Division: NFC Central

1999 Record: 10-6 (2nd, NFC Central; lost in
divisional playoffs)

Regular Season Record vs. Dolphins: 2-4

Postseason Record vs. Dolphins: 0-1



MINNESOTA VIKINGS VS. MIAMI (Regular Season)

RUSHING

NAME	G	ATT.	YDS.	AVG.	TD
Robert Smith	1	3	4	1.3	0
David Palmer	1	1	1	1.0	0
Bubby Brister	5	7	-5	-0.7	0

RECEIVING

NAME	G	NO.	YDS.	AVG.	TD
Chris Carter	1	7	81	11.6	3
David Palmer	1	1	39	39.0	0
Andrew Jordan	1	1	3	3.0	0
Robert Smith	1	1	2	2.0	0

PASSING

NAME	G	ATT.	CMP.	YDS.	TD	INT.
Bubby Brister	5	96	48	531	2	5

• The Dolphins hold a 4-2 advantage over the Vikings in the all-time regular season series. Miami also won the only postseason matchup, defeating Minnesota, 24-7, in Super Bowl VIII at Rice Stadium in Houston on January 13, 1974 as the Dolphins captured their second straight league title.

• This will be the first meeting between these teams since the 1994 season, when the Vikings topped the Dolphins, 38-35, on September 25, 1994 at the Metrodome. The five-season gap between games is currently the longest Miami has gone without playing another NFL team, excluding the Cleveland Browns who did not participate in league play from 1996-98.

• The Dolphins loss in the last meeting marked their first road defeat to the Vikings, as they were victorious in the two previous games, both played at Metropolitan Stadium. Overall, Miami is 2-1 at Minnesota, as well as 2-1 at home.

• Miami's all-time regular season record against teams it has faced in a Super Bowl is 19-11 (Minnesota: 4-2; Dallas: 6-3; San Francisco: 4-3; Washington (twice): 5-3).

NEW ENGLAND PATRIOTS

Sun., Sep. 24 at Miami - 1:00 p.m. EDT/CBS-TV
Sun., Dec. 24 at New England - 1:00 p.m. EST/
CBS-TV

Address: Foxboro Stadium

60 Washington Street

Foxboro, MA 02035

Phone: (508) 543-8200

Owner and CEO: Bob Kraft

Director of Player Personnel:

Head Coach: Bill Belichick

(6th NFL Season, 1st with Patriots)

Career Record: 36-44

Patriots Record: 0-0

Media Relations: Stacey James/Anthony Moretti/
Kathleen Whiteside

Stadium (Year Opened): Foxboro Stadium (1971)



Capacity: 60,292

Playing Surface: Grass

Division: AFC East

1999 Record: 8-8 (Tied 4th, AFC East)

Regular Season Record vs. Dolphins: 26-40

Playoff Record vs. Dolphins: 2-1

NEW ENGLAND PATRIOTS VS. MIAMI (Regular Season)

RUSHING

NAME	G	ATT.	YDS.	AVG.	TD
Raymont Harris	2	33	128	3.9	1
Drew Bledsoe	14	25	78	3.1	0
Kevin Faulk	2	7	64	9.1	0
Robert Edwards	2	33	51	1.5	0
Derrick Cullors	4	11	29	2.6	0
Tony Carter	5	1	0	0.0	0
John Friesz	3	4	-3	-0.8	0

RECEIVING

NAME	G	NO.	YDS.	AVG.	TD
Vincent Brisby	9	33	500	15.2	2
Terry Glenn	5	20	217	10.9	0
Troy Brown	9	9	102	11.3	1
Tony Simmons	4	8	149	18.6	1
Eric Bjornson	2	5	29	5.8	1
Robert Edwards	2	4	72	18.0	0
Kevin Faulk	2	2	6	3.0	0
Tony Carter	5	1	49	49.0	0
Derrick Cullors	4	1	6	6.0	0
Raymont Harris	2	1	3	3.0	0

PASSING

NAME	G	ATT.	CMP.	YDS.	TD	INT.
Drew Bledsoe	14	533	292	3736	18	22
John Friesz	3	58	35	484	5	1

• Miami swept the 1999 series with New England and has now captured 16 of the last 22 regular season games between these teams. It was the first sweep by the Dolphins since the 1994 season. The Dolphins began playing the Patriots twice a year during the regular season in 1967 and have swept the regular season series 12 times while New England has owned the series on four occasions. The teams have split the series in 16 seasons. In 1966 and 1982 the teams faced off only once during the regular season, with the Patriots emerging victorious on both occasions.

• The Dolphins have recorded victories in nine of the last eleven games against the Patriots at Pro Player Stadium. Overall, the Dolphins are 27-7 against the Patriots in games decided in Miami, including a 26-6 mark in the regular season. Their record versus New England at Pro Player Stadium is 9-4. The Dolphins are 14-19 against the Patriots in New England during the regular season, including a 13-17 register at Foxboro Stadium.

• Miami's longest win streak against New England is nine games, which occurred with season sweeps from 1989-92, while the Patriots' longest streak versus the Dolphins is six games from 1986-88.

- On October 17, 1999, Dolphins quarterback Damon Huard came in for an injured Dan Marino and led Miami to a 31-30 come-from-behind victory over the Patriots, throwing a five-yard touchdown pass to Stanley Pritchett for the deciding score with 23 seconds left in the game. In two games against New England, Huard has completed 42 of 72 pass attempts for 366 yards and four touchdowns, with only one interception.

- Five of the last six regular season games in this series have been decided by three points or less, including Miami's 31-30 triumph in 1999. Of the five games, the Patriots have won three of them.

NEW ORLEANS SAINTS

Fri., Aug. 25 at New Orleans (preseason) - 8:00 p.m. EDT/WFOR-TV

Address: 5800 Airline Drive
Metairie, LA 70003

Phone: (504) 733-0255

Owner: Tom Benson

General Manager: Randy Mueller

Head Coach: Jim Haslett

(1st NFL Season, 1st with Saints)

Career Record: 0-0

Saints Record: 0-0

Public Relations: Greg Bensel/Justin Macione

Stadium (Year Opened): Superdome (1975)

Capacity: 70,200

Playing Surface: Artificial Turf

Division: NFC West

1999 Record: 3-13 (5th, NFC West)

Regular Season Record vs. Dolphins: 3-5

NEW ORLEANS SAINTS VS. MIAMI (Regular Season)

RUSHING

NAME	G	NO.	YDS.	AVG.	TD
Aaron Craver	1	3	27	9.0	0
Jeff Blake	1	1	5	5.0	0

RECEIVING

NAME	G	NO.	YDS.	AVG.	TD
Jake Reed	1	9	127	14.1	0
Andrew Glover	3	3	22	8.0	0
Wilmon Perry	1	2	22	11.0	0
Aaron Craver	1	2	18	9.0	0
Cameron Cleeland	1	1	29	29.0	0

PASSING

NAME	G	ATT.	CMP.	YDS.	TD	INT.
Jeff Blake	1	34	18	201	3	0

- The Dolphins and Saints have faced off on 13 occasions during the preseason with Miami holding an 8-5 advantage. New Orleans, however, has won two straight preseason games in this series, including the most recent meeting, a 26-14 win last season at Pro Player

Stadium.

- This will be the fifth game in this series played in New Orleans, with the Dolphins having won the previous four. Seven games in this series were played in South Florida, and Miami holds a 4-3 advantage in those games. The teams have played on neutral ground on two occasions, and the Saints proved the victors both times.

- The Dolphins have not played a preseason game in New Orleans since August 29, 1980, a game in which Miami shut out the Saints, 20-0.

NEW YORK JETS

Mon., Oct. 23 at New York - 9:00 p.m. EDT/
ABC-TV

Sun., Nov. 19 at Miami - 4:05 p.m. EST/CBS-TV

Address: 1000 Fulton Avenue
Hempstead, NY 11550

Phone: (516) 560-8100

President: Steve Gutman

Head Coach: Al Groh

(1st NFL Season, 1st with Jets)

Career Record: 0-0

Jets Record: 0-0

Public Relations: Frank Ramos/Doug Miller

Stadium (Year Opened): Giants Stadium (1976)

Capacity: 78,739

Playing Surface: Grass

Division: AFC East

1999 Record: 8-8 (Tied 4th, AFC East)

Regular Season Record vs. Dolphins: 33-34-1

Playoff Record vs. Dolphins: 0-1

NEW YORK JETS VS. MIAMI (Regular Season)

RUSHING

NAME	G	NO.	YDS.	AVG.	TD
Curtis Martin	9	198	661	3.3	8
Richie Anderson	12	12	65	5.4	0
Vinny Testaverde	5	10	63	6.3	0
Ray Lucas	4	6	22	3.7	0
Bernie Parmalee	2	1	12	12.0	0
Dedric Ward	6	2	8	4.0	0
Wayne Chrebet	10	1	1	1.0	0

RECEIVING

NAME	G	NO.	YDS.	AVG.	TD
Wayne Chrebet	10	38	546	14.4	5
Curtis Martin	9	16	178	11.1	1
Richie Anderson	12	15	90	6.0	1
Dedric Ward	6	13	230	17.7	1
Fred Baxter	13	9	81	9.0	1
Bernie Parmalee	2	1	-4	-4.0	0

PASSING

NAME	G	ATT.	CMP.	YDS.	TD	INT.
Vinny Testaverde	5	160	95	1,016	6	6
Ray Lucas	4	61	33	420	5	0

- The Jets swept the series for the second straight season in 1999, narrowing the all-time

regular season series to a 34-33-1 margin in favor of the Dolphins. Miami is 1-0 versus the Jets in postseason. New York captured each of the first eight contests in this series, but the Dolphins have gone 34-25-1 since.

- The back-to-back season sweeps in 1998 and 1999 is the first for the Jets since they accomplished the feat from 1979-80.

- With the Jets winning both games in 1999, this regular season series has resulted in a sweep in eight out of the last ten years. In addition to last season, New York captured the series in 1991, 1993 and 1998. Miami swept both regular season games in 1990, 1994, 1996 and 1997. The Dolphins and Jets split the series in 1992 and 1995, with the home team winning each game.

- The Jets have won each of the last four meetings with the Dolphins capturing the four previous games. The Jets hold a 19-15 advantage in games played in New York, including a 10-6 mark at Giants Stadium. The Dolphins are 19-14-1 in regular season play and 1-0 in the postseason against the Jets in Miami. They are 7-6 versus the Jets at Pro Player Stadium with wins in five of the last eight matchups.

PITTSBURGH STEELERS

Sat., Aug. 5 at Pittsburgh (preseason) - 6:00 p.m.
EDT/WFOR-TV

Address: Three Rivers Stadium
300 Stadium Circle
Pittsburgh, PA 15212

Phone: (412) 323-0300

President: Daniel M. Rooney

Head Coach: Bill Cowher
(9th NFL Season, 9th with Steelers)

Career Record: 77-51

Steelers Record: 77-51

Public Relations: Ron Wahl/David Lockett
Stadium (Year Opened): Three Rivers Stadium
(1970)

Capacity: 59,600

Playing Surface: Artificial Turf

Division: AFC Central

1999 Record: 6-10 (4th, AFC Central)

Regular Season Record vs. Dolphins: 7-9

Playoff Record vs. Dolphins: 1-2

PITTSBURGH STEELERS VS. MIAMI (Regular Season)

RUSHING

NAME	G	NO.	YDS.	AVG.	TD
Jerome Bettis	3	46	188	4.1	0
Richard Huntley	1	5	26	5.2	0
Kordell Stewart	2	6	22	3.7	1
C. Fuamatu-Ma'afala	1	1	2	2.0	0

RECEIVING

NAME	G	NO.	YDS.	AVG.	TD
Jerome Bettis	3	3	30	10.0	0

Jon Witman	2	2	13	6.5	0
Mark Bruener	3	1	36	36.0	0
Hines Ward	1	1	18	18.0	0
Will Blackwell	1	1	14	14.0	0
C. Fuamatu-Ma'afala	1	1	4	4.0	0

PASSING

NAME	G	ATT.	CMP.	YDS.	TD	INT.
Kordell Stewart	2	35	11	82	0	3
Kent Graham	1	19	13	133	1	2

- This will be just the third time the Dolphins and Steelers have squared off in the preseason. Miami holds a 2-0 advantage in these games, including the last meeting, a 24-14 win at Pro Player Stadium on August 6, 1994.

- The Dolphins have never traveled to Pittsburgh for a preseason contest. The previous two meetings were played in Jacksonville (8/8/70) and Miami (8/6/94).

- Dolphins Head Coach Dave Wannstedt, a Pittsburgh native, will coach his first game there since a September 13, 1998, encounter while he was Head Coach of the Chicago Bears.

SAN DIEGO CHARGERS

Sun., Nov. 12, at San Diego - 4:05 p.m. EST/
CBS-TV

Address: 4020 Murphy Canyon Rd.
San Diego, CA 92123

Phone: (619) 874-4500

Chairman of the Board: Alex G. Spanos

President/Vice Chairman: Dean Spanos

Executive Vice President: Michael A. Spanos

Head Coach: Mike Riley
(2nd NFL Season, 2nd with Chargers)

Career Record: 8-8

Chargers Record: 8-8

Public Relations: Bill Johnston/David Neville/
Scott Yoffe

Stadium (Year Opened): Qualcomm Stadium (1967)

Capacity: 71,000

Playing Surface: Grass

Division: AFC West

1998 Record: 8-8 (Tied 3rd, AFC West)

Regular Season Record vs. Dolphins: 10-7

Playoff Record vs. Dolphins: 2-2

SAN DIEGO CHARGERS VS. MIAMI (Regular Season)

RUSHING

NAME	G	NO.	YDS.	AVG.	TD
Jim Harbaugh	10	35	173	4.9	1
Terrell Fletcher	2	11	23	2.1	0
Kenny Bynum	1	5	0	0.0	0
Curtis Conway	2	2	9	4.5	0

RECEIVING

NAME	G	NO.	YDS.	AVG.	TD
Jeff Graham	5	19	282	14.8	1
Curtis Conway	2	9	159	17.7	0

Terrell Fletcher	2	9	66	7.3	0
Chris Penn	2	3	57	19.0	1
Mikhael Ricks	1	3	29	9.7	0
Freddie Jones	1	2	10	5.0	0
Fred McCrary	1	2	4	2.0	0
Reginald Davis	1	1	26	26.0	0
Kenny Bynum	1	1	13	13.0	0

PASSING

NAME	G	ATT.	CMP.	YDS.	TD	INT.
Jim Harbaugh	10	261	160	1595	11	5
Curtis Conway	2	1	1	23	1	0

- San Diego leads the all-time series 12-9, including a 10-7 advantage in the regular season. The Dolphins, however, won last season's meeting by a 12-9 margin and have won three of the past five games played in this series, including two straight.
- Four out of the last five regular season games in this series have been played at Qualcomm Stadium. This will be the 11th time overall that the Dolphins have had to face the Chargers on the road during the regular season. The Dolphins record in San Diego is 3-7.
- Miami faced San Diego five times in the first four seasons (1966-69) of the franchise's existence, winning only once during that span. The Dolphins lone win came on December 10, 1967, when they handed the Chargers a 41-24 defeat.

SEATTLE SEAHAWKS

Sun., Sep. 3 at Miami - 4:15 p.m. EDT/CBS-TV

Address: 11220 NE 53rd Street
Kirkland, WA 98033

Phone: (425) 827-9777

Chairman: Paul G. Allen

Dir. of Player Personnel: John Schneider

Exec. V.P. of Football Ops/GM & Head Coach:

Mike Holmgren

(9th NFL Season, 2nd with Seahawks)

Career Record: 84-44

Seahawks Record: 9-7

Public Relations: Dave Pearson/Steve Wright/
Lane Gammel

Stadium (Year Opened): Husky Stadium (1920)

Capacity: 68,589

Playing Surface: Field Turf

Division: AFC West

1999 Record: 9-7 (1st, AFC West; lost in first round of playoffs)

Regular Season Record vs. Dolphins: 2-4

Playoff Record vs. Dolphins: 1-2

SEATTLE SEAHAWKS VS. MIAMI

(Regular Season)

RUSHING

NAME	G	NO.	YDS.	AVG.	TD
Ricky Watters	1	25	173	6.9	1
Mack Strong	1	2	8	4.0	0
Glenn Foley	3	2	3	1.5	0

RECEIVING

NAME	G	NO.	YDS.	AVG.	TD
Mike Pritchard	2	9	60	6.7	1
Ricky Watters	1	3	23	7.7	0
Mack Strong	1	2	18	9.0	0

PASSING

NAME	G	ATT.	CMP.	YDS.	TD	INT.
Glenn Foley	3	74	35	432	2	1

- Miami defeated Seattle 20-17 in the divisional round of the playoffs last season and now leads the all-time series 6-3 (4-2 in the regular season, 2-1 in the postseason). The playoff game, played on January 9, 2000, was the last game ever played in Seattle's Kingdome.
- Seattle won the last regular season meeting 22-15 on October 6, 1996 at Pro Player Stadium. The last time the Dolphins won a regular season game in this series was on September 27, 1992 at Seattle. The last Dolphins victory at home in this series was on December 16, 1990. Miami is 4-2 at home against the Seahawks (3-1, regular season) and 2-1 (1-0, postseason) at Seattle.
- The last five games these teams have played have all been decided by seven points or less.
- The Dolphins are 19-14-1 in regular season openers in their 34-year history. They are 27-6-1 in home openers.
- This is the second straight year and the sixth time since 1970 that an AFC West team has served as the Dolphins' opening-day opponent. It will be the first time that the Dolphins and Seahawks have squared off on opening day. Last year, Miami traveled to Denver's Mile High Stadium where they handed the Broncos a 38-21 defeat on September 13 in the season-opener. The Dolphins are 2-2-1 in their previous five season-openers against AFC West teams.

TAMPA BAY BUCCANEERS

Thur., Aug. 10 at Miami (preseason) - 7:00 p.m.
EDT/WFOR-TV

Sun., Dec. 10 at Miami - 1:00 p.m. EST/FOX-TV

Address: One Buccaneer Place
Tampa, FL 33607

Phone: (813) 870-2700

Owner/President: Malcolm Glazer

General Manager: Richard McKay

Head Coach: Tony Dungy

(5th NFL Season, 5th with Buccaneers)

Career Record: 35-29

Buccaneers Record: 35-29

Public Relations: Reggie Roberts/Carter Toole/
Zack Bolno

Stadium (Year Opened): Raymond James

Stadium (1998)

Capacity: 66,321

Playing Surface: Grass

Division: NFC Central



1999 Record: 11-5 (1st, NFC Central; lost in NFC Championship Game)

Regular Season Record vs. Dolphins: 2-4
Playoff Record vs. Dolphins: 0-0

TAMPA BAY BUCCANEERS VS. MIAMI
 (Regular Season)

RUSHING

NAME	G	NO.	YDS.	AVG.	TD
Mike Alstott	1	18	95	5.3	0
Warrick Dunn	1	11	17	1.5	0

RECEIVING

NAME	G	NO.	YDS.	AVG.	TD
Keyshawn Johnson	8	41	508	12.4	6
Warrick Dunn	1	6	106	17.7	1
Mike Alstott	1	4	20	5.0	2
Reidel Anthony	1	2	50	25.0	1
Karl Williams	1	1	13	13.0	0

PASSING

NAME	G	ATT.	CMP.	YDS.	TD	INT.
NO PLAYER WITH REGULAR SEASON STATS						

- The Dolphins lead the all-time preseason series 10-4. Ten wins are the most Miami has recorded over any opponent in the preseason.
- This will mark the eighth time in the last ten years and the 15th occasion overall that these teams have met in the preseason. The Dolphins were victorious in the last preseason game, earning a 14-13 win in Miami on August 13, 1998.
- Miami and Tampa Bay will face off in both the preseason and regular season this year, the fourth time this has happened in this series (1976, 1991 and 1997). The team that has won the preseason game also went on to record a triumph during the regular season meeting on each of the three previous occasions. The Dolphins won both games in 1976 and 1991, while the Bucs captured the series in 1997.
- The teams last met during the regular season on September 21, 1997 as the Bucs handed the Dolphins a 31-21 loss at Tampa. The Buccaneers have not played a regular season game in Miami since December 1, 1997 when the Dolphins won a 33-14 decision at Pro Player Stadium.

DOLPHINS ON THE AIR


WQAM

The 2000 Miami Dolphins' season marks the fourth with WQAM (560 AM) serving as the flagship station for the Dolphins' radio network. This year the network has over 20 stations covering more than 70 markets in Florida.


WQAM is known for its outstanding sports programming, and is one of the leading sports and entertainment radio stations in the country. In addition to the Dolphins games, WQAM also broadcasts the games of the Florida Marlins and the Florida Panthers. WQAM is the home of the popular "First Team" morning show of Jeff DeForrest, ex-Dolphin Joe Rose, and Steve Goldstein. Miami's leading talk show "The Neil Rogers Show" is heard mid-days. Hank Goldberg handles the afternoon and hosts the weekly "Dave Wannstedt Show" with Dolphins Head Coach Dave Wannstedt. Former Dolphins Jim Mandich and Kim Bokamper also host talk shows. WQAM carries extensive Dolphins programming on game-days, beginning with a five-hour pre-game show and culminating with a two-hour post-game wrapup. WQAM also broadcasts live from the team's training camp and carries comprehensive Dolphins updates during the season.

Handling the play-by-play and entering his seventh season as "The Voice of the Dolphins" is Bill Zimpher. Zimpher, 44, joined the Dolphin broadcasts in 1994, after six years (1988-93) as play-by-play announcer for the Penn State football network. During the football off-season, Zimpher also serves as morning sports anchor for WOGL-FM in Philadelphia. He resides with his wife and family in East Greenville, Pa.

Joining Zimpher in the booth is analyst and ex-Dolphins favorite Jim Mandich. Mandich, in his ninth year as the color commentator on Dolphin game broadcasts, was a member of the Dolphins' 1972 club that was the NFL's only undefeated team. In his eight seasons as a Dolphins tight end (1970-77), Mandich caught 121 passes for 1,406 yards (11.6 yards per catch) with 23 touchdowns and ranks 23rd in Dolphins team history in receiving and is tied for 19th in club annals in scoring with 138 points.



Bill Zimpher



Jim Mandich

Following is a list of radio stations on the Dolphins Network in 2000:

Arcadia.....	WMEL, 920 AM	Marathon.....	WFFG, 1300 AM
Atlantic Beach.....	WZNZ, 1460 AM	Melbourne.....	WMEL, 920 AM
Belle Glade.....	WBGF, 93.5 FM	Marco Island.....	WWCN, 770 AM
Blountstown.....	WYBT, 1000 AM	Miami.....	WQAM, 560 AM
Boca Raton.....	WQAM, 560 AM		WPOW, 96.5 FM
	WPOW, 96.5 FM	Naples.....	WWCN, 770 AM
Cape Coral.....	WWCN, 770 AM	New Smyrna Beach.....	WNDB, 1150 AM
Cocoa.....	WMEL, 920 AM	Ocala.....	WRUF, 850 AM
Cocoa Beach.....	WMEL, 920 AM	Okeechobee.....	WQAM, 560 AM
Daytona Beach.....	WNDB, 1150 AM	Orlando.....	WQTM, 540 AM
Deerfield Beach.....	WQAM, 560 AM	Ormond Beach.....	WNDB, 1150 AM
	WPOW, 96.5 FM	Ponte Vedra Beach.....	WZNZ, 1460 AM
Deland.....	WQTM, 540 AM	Port Charlotte.....	WWCN, 770 AM
Delray Beach.....	WJNO, 1290 AM	Punta Gorda.....	WWCN, 770 AM
Disney World.....	WQTM, 540 AM	St. Augustine.....	WFOR, 1240 AM
Ft. Lauderdale.....	WQAM, 560 AM	Sanford.....	WQTM, 540 AM
	WPOW, 96.5 FM	Sebring.....	WMEL, 920 AM
Ft. Myers.....	WWCN, 770 AM	Stuart.....	WJNX, 1330 AM
Ft. Pierce.....	WJNX, 1330 AM	Sunrise.....	WQAM, 560 AM
Ft. Walton Beach.....	WVTJ, 610 AM		WPOW, 96.5 FM
Gainesville.....	WRUF, 850 AM	Tallahassee.....	WPHK, 102.3 FM
Hollywood.....	WQAM, 560 AM	Titusville.....	WNDB, 1150 AM
	WPOW, 96.5 FM	Vero Beach.....	WTTB, 1490 AM
Jacksonville.....	WZNZ, 1460 AM	West Palm Beach.....	WJNO, 1290 AM
Key West.....	WKWF, 1600 AM	Wildwood.....	WQTM, 540 AM
Kissimmee.....	WQTM, 540 AM	Winter Park.....	WQTM, 540 AM
La Belle.....	WBGF, 93.5 FM	Zolfo Springs.....	WMEL, 920 AM

WQBA

For the 17th time in the last 19 years, the Dolphins' South Florida Latin fans will be able to follow the team home and away on WQBA (1140 AM). The 1997 season marked a return of the Dolphins' Spanish broadcast to WQBA following a two-year absence. In 2000, the Dolphins and WQBA signed another three-year agreement to broadcast the team's games through the 2002 season.

Rene Giraldo, who has been part of the Spanish broadcasts of Dolphins games for all 19 years, will handle the play-by-play for his 16th straight year after previously serving as a color analyst. He will be joined by color analyst Roly Martin, also a long-time member of the Dolphins' Spanish broadcast team. WQBA's Dolphins game-day broadcasts will begin with a 30-minute pre-game show and will conclude with a post-game show featuring interviews from the team's locker room.



Roly Martin (left) and Rene Giraldo

PRESEASON TELEVISION

One of the four Dolphins preseason games in 2000 will be telecast on a national basis by ABC-TV while the other three will be broadcast in Miami on WFOR-TV (Channel 4). In addition, this preseason, games that are broadcast on WFOR also will be telecast by WTVX-TV (Channel 34) in West Palm Beach.

The Dolphins first preseason game, on Saturday, August 5th against the Pittsburgh Steelers at Three Rivers Stadium in Pittsburgh, will be telecast live at 6:00 p.m. by WFOR. The Dolphins' preseason finale, on Friday, August 25th against the New Orleans Saints at the Louisiana Superdome, also will be carried live by WFOR at 8:00 p.m.

In addition to those two road games, WFOR will broadcast the Dolphin game against the Tampa Bay Buccaneers on Thursday, August 10th at Pro Player Stadium. That game will be telecast live at 7:00 p.m. if it is sold out 72 hours in advance of game time; otherwise it will be broadcast on a delayed basis beginning at 9:30 p.m.

The Dolphins will make their first national television appearance of the season on Monday, August 21st when they host the Green Bay Packers at Pro Player Stadium in a game that will be televised by ABC-TV at 8:00 p.m. That game will be televised live locally if it is sold out 72 hours in advance of game time; otherwise it will be blacked out.

Long-time Turner Sports commentator Bob Neal will be in his first season handling the play-by-play for the Dolphins preseason games. Neal has broadcast a variety of sports for Turner Sports since 1976, including college football, the National Basketball Association, professional golf, and the Goodwill Games. In addition, he was the host for TNT's The Stadium Show from 1992-94, the network's pregame, halftime and postgame show for its Sunday night NFL telecasts. He also served as the radio voice of the Atlanta Falcons for seven years. Former Dolphins great and Pro Football Hall of Famer Bob Griese, a member of ABC-TV's broadcast team for college football, will be a color analyst along with Nat Moore, the Dolphins' third all-time leading receiver. Jim Berry, and former Dolphin Pro Bowl linebacker Kim Bokamper host the pregame show, which airs 30 minutes prior to the actual game broadcast. Mac McDonald returns as executive producer and Mike Horvath as producer for WFOR-TV.

DATE	OPPONENT	BROADCAST	TIME (EDT)
Sat., Aug. 5	at Pittsburgh	WFOR-TV*	6:00 PM
Thurs., Aug. 10	Tampa Bay	WFOR-TV*	7:00 PM#
Mon., Aug. 21	Green Bay	ABC-TV	8:00 PM@
Fri., Aug. 25	at New Orleans	WFOR-TV*	8:00 PM

* Game also will be televised by WTVX-TV in West Palm Beach.

Game will be broadcast live if sold out 72 hours in advance of game time; otherwise it will be shown on a two-hour tape-delay.

@ Game will be broadcast live if sold out 72 hours in advance of game time; otherwise it will be blacked out.

FOX SPORTS NET

FOX Sports Net Florida provides the latest Dolphins and NFL news.

Dolphins Magazine kicks off Sunday mornings at 9:30 a.m. This show, hosted by Joe Zagacki, offers fans a detailed look at the Dolphins, their upcoming opponent, a look at the

stats, injury reports and interviews with Dolphins players and coaches.

At 10:30 a.m. each Sunday morning, Coach Dave Wannstedt talks to Dolphins fans on The Dave Wannstedt Show. The Coach himself provides a look at the upcoming days' game and talks with players and coaches.

FOX Sports Net has more for Dolphins and NFL fans on Sundays with the Emmy-nominated weekly NFL This Morning at 11:00 a.m. This action packed one-hour show, hosted by Chris Myers, takes an in-depth look at the day's key games and brings viewers up-to-the-minute information on the latest news around the league. Joining Myers in studio is Fox Sports News and former All-Pro lineman Jackie Slater, NFL coaching great Marv Levy and four-time Pro Bowl selection Chris Spielman. The show also features regular appearances by NFL FOX Sunday pregame talent James Brown, Terry Bradshaw, Howie Long and Cris Collinsworth.

Then to top off every Dolphins fans' Sunday, viewers can tune in to the 11:00 p.m. Regional Sports Report on FOX Sports Net for comprehensive coverage of that day's Dolphins matchup. It's the only half-hour show dedicated entirely to Florida sports fans.

FOX Sports Net Florida reaches nearly 3.8 million cable television and home satellite viewers across the state.

FOX SPORTS NET FLORIDA DIRECTORY

Senior Vice President/General Manager	Rod Mickler
Vice President of Marketing & Affiliate Sales	Larry Hoepfner
Vice President of Programming & Operations	Brad Heard
Vice President of Finance & Administration	Dale Huber
General Sales Manager	Allyson Meyers
Manager of Affiliate Relations	John Stillson
Communications Manager	Michelle Stevens
Production Manager	Brett Opdyke

COVERING THE DOLPHINS

ALL TELEPHONE NUMBERS ARE AREA CODE 305 UNLESS OTHERWISE NOTED

WRITERS REGULARLY ASSIGNED TO CLUB

ARMANDO SALGUERO, Miami Herald (AM), One Herald Plaza (33132-1693), 376-3675.

ALEX MARVEZ, Fort Lauderdale Sun-Sentinel (AM), 200 E. Las Olas Blvd., Fort Lauderdale (33301-2293), 954/356-4635.

TODD ARCHER, Palm Beach Post (AM) and Evening Times (PM), 2751 South Dixie Highway, West Palm Beach (33405), 561/820-4440.

OTHER FLORIDA WRITERS

PETER KERASOTIS, Florida Today (AM), One Gannett Plaza, Melbourne (32940), 407/242-3694.

NEWS ORGANIZATIONS

MIAMI HERALD (AM), One Herald Plaza (33132-1693), 376-3500. S.E./Columnist-Edwin Pope, Exec. S.E.-Richard Bush, Columnist-Dan LeBatard, Jason Cole, Greg Cote, Clark Spencer, Bob Rubin, Juan Rodriguez, TV Sports-Barry Jackson.

FORT LAUDERDALE SUN-SENTINEL (AM), 200 E. Las Olas Blvd., Fort Lauderdale (33301-2293), 954/356-4647 (Miami Telephone 947-2632). Exec. S.E.-Fred Turner, Columnist-Dave Hyde, Mike Mayo, Charles Bricker, Craig Barnes, Cesar Brioso, Chris Perkins.

PALM BEACH POST (AM) and EVENING TIMES (PM), 2751 South Dixie Highway, West Palm Beach (33405), 561/820-4440 (Miami Telephone: 949-8131). Exec. S.E.-Tim Burke, Columnist-Dave George, Greg Stoda, Mark Woods, Ethan Skolnick, Craig Dolch.

EL HERALD (AM), One Herald Plaza (33132-1693). S.E.-Javier Mota.

FLORIDA TODAY (AM), One Gannett Plaza, Melbourne (32940), 407/242-3694. S.E.-Eric Gerard

FORT MYERS NEWS PRESS (AM), P.O. Box 10, Fort Myers (33902), 941/335-0358. Exec. S.E.-Tom Hayden, Columnist-Mike Klocke, Rick Weber.

ASSOCIATED PRESS, 9100 N.W. 36th Street (33178), 594-5825. Steve Wine, Mark Long, Fred Goodall 813/223-3270.

UNITED PRESS INTERNATIONAL, 800 Douglas Road, Suite 565, Coral Gables (33134), 445-1750. Les Kjos.

BOCA RATON NEWS (AM), P.O. Box 580, Boca Raton (33429), 561/338-4950 (Miami Telephone: 944-0397). Vin Mannix, Rick Mewhirter.

DOLPHIN DIGEST (Weekly), P.O. Box 6600, (33252), 594-0508. Editor-Andy Cohen, Tom Curtis, Alain Poupart, Kevin Kaminski.

FLAGSHIP RADIO STATIONS

WQAM Radio (560 AM), 20295 N.W. 2nd Ave. (33169), 653-6796. Bill Zimpfer, Jim Mandich, Jeff DeForrest, Kim Bokamper, Hank Goldberg, Joe Rose, Steve Goldstein, Orlando Alzugaray.

WQBA Radio (Spanish, 1140 AM), 2828 Coral Way. (33145), 447-1140. Roly Martin, Rene Giraldo, Roly Martin, Angel Rodriguez.

TELEVISION STATIONS

WFOR-TV (CBS, Channel 4), 8900 N.W. 18th Terrace (33172) 593-0606, 471-6751. Jim Berry, Kim Bokamper, Nelson Martell, Leo Gomez.

WTVJ-TV (NBC, Channel 6), 316 North Miami Avenue (33128), 377-3171. Exec. Sports Prod.-Mike Jenkins, Craig Minervini, Joe Rose, Guy Rawlings, Bernie Rosen, Mike Jenkins, Alex Suarez.

WPLG-TV (ABC, Channel 10), 3900 Biscayne Boulevard (33137), 325-2355. Sports Dir.-Jimmy Cefalo, Frank Forte, Will Manso, Jim Mandich, Steve Zager.

WSVN-TV (Fox, Channel 7), 1401 79 Street Causeway (33141), 795-2719. Ducis Rodgers, Mike DiPasquale, Steve Shapiro, Jim Goodman, Wayne Rundell.

WAMI-TV (Independent, Channel 69), 605 Lincoln Road, Miami Beach (33139), 531-8334. Mark Jones, Brad Steinke, Tim Ring, Jeremy Fisher Jeff Tavss, Jamie Shapiro.

WLTW-TV (Spanish, Channel 23), 2103 Coral Way (33145), 471-4362. Arturo Polo, Jorge Gomez.

WSCV-TV (Spanish, Channel 51), 2470 W. 8th Ave., Hialeah (33010), 889-7676. Raul Striker, Camilo Zas.

WPTV-TV (NBC, Channel 5), P.O. Box 610, Palm Beach, (33480), 561/665-5455. (Miami Telephone: 949-0789). Sports Dir.-Anthony Pittman, Marc Goldberg.

WPEC-TV (CBS, Channel 12), Fairfield Drive, West Palm Beach (33407), 561/844-1212. (Miami Telephone: 944-5060). Sports Dir.-Mike Caruso, Pat Murphy.

WPBF-TV (ABC Channel 25), 3970 RCA Blvd., Suite 7007, Palm Beach Gardens (33410), 561/694-2525. Sports Dir.-Ed David, Peter Dobens.

FOX SPORTS NET, 1550 Sawgrass Corporate Parkway, Suite 350, Sunrise (33323), 954/845-9994. Rod Mickler, Brad Heard, Ned Smith, Joe Zagacki, Andy Ritter, Jeff Brenner.

SUNSHINE NETWORK, 390 N. Orange Ave., Suite 275, Orlando (32801), 407/648-1150. Paul Kennedy, Jeff DeMoss, Thom Hastings.

RADIO STATIONS

WIOD Radio (610 AM), 194 N.W. 187th Street (33169), 654-9494. Phil Lutzman.

WINZ Radio (940 AM), 4330 N.W. 207th Drive (33055), 624-6307. Dave Lamont.

WSBR Radio (740 AM), 5700 N. Federal Highway, Boca Raton (33468), 561/997-0074. Sports Dir.-Jack Armpriester.

WJNO Radio (1230AM), P.O. Box 189, West Palm Beach (33412), 561/838-4300. Luis Hernandez.

WAFN Radio (1700 AM), 8525 N.W. 53rd Terrace, Suite 109 (33166), 463-8900. Armando Salguero, John DeCandido, Craig Mish, Jim Berry.

MEDIA INFORMATION

CREDENTIALS: Media representatives who do not have press credentials for the entire season (but will be working for an accredited media outlet on an immediate deadline) may request them on a single-game basis. Written credential requests must be made at least four working days in advance to: Harvey Greene, Vice President - Media Relations, Miami Dolphins, 7500 S.W. 30th Street, Davie, FL 33314 (954/452-7010). Reserved credentials can be picked up at the press gate, located outside Gate G of Pro Player Stadium, on the day of the game.

PHOTOGRAPHERS: Photographers with accredited media outlets on an immediate deadline may request credentials on a single-game basis from the Dolphins' media relations department. Credentials **WILL NOT** be issued to freelance photographers unless granted special approval by the Dolphins. Field photographers are reminded to remain outside of the bench area.

PRESS BOX: To get to the Pro Player Stadium press box, enter at Gate G. Go through two sets of doors and take the elevator to the third floor. Exit elevator and the broadcast booths are to the right. For the print section, make a left and exit the broadcast booth box into the club lounge area. Go 50 yards to the staircase and go to the lower level of the club lounge. The entrance to the print press box is just beyond the bottom of the stairs. Only credentials issued by the Dolphins or the Professional Football Writers of America will be honored for admittance to Pro Player Stadium.

LOCKER ROOMS: Admission to the home and visiting locker rooms is governed by each individual team. Only media representatives with proper credentials, granting locker room access

or those stamped with "Locker Room Access," will be admitted. No one will be admitted to the locker rooms prior to the game. Both teams' locker rooms are located on the ground level on the west side of the stadium. From the print press box, take the elevator to the ground level. Out of the elevator, bear right and go through the double doors to the corridor. Bear left to the Dolphins' locker room and continue past the Dolphins' locker room to reach the visitor's locker room. The Interview room is on the right.

INTERVIEW ROOM: Coach Wannstedt will hold his post-game press conference immediately following the conclusion of the game in the interview room, which is located on the ground level in the west side of the stadium.

PARKING: Press parking at Pro Player Stadium is very limited. All parking requests must be directed to Harvey Greene, Vice President - Media Relations, (954/452-7010).

TELEPHONES: Any media member desiring to have their own press box telephone line must order it directly from Al Madsen, BellSouth Special Accounts at (800) 625-8879, ext. 5561. Instruments can be ordered from the Dolphins' media relations department, (954/452-7010).

COPY TRANSMISSION: Copy transmission is available at every Dolphin home game. The transmission representative is Tim Lippman, 8467 N.W. 61st Street, Tamarac, FL 33321 (954/720-9070; FAX: 954/720-0725).

FIELD ACCESS: Only working newspaper and TV photographers and club/stadium officials are permitted on the field during the game. Press box passes will not be honored for field admittance at any time, except when there are less than six minutes remaining in the game.

ADVANCING: Generally, the Dolphins request that the opposing team's media relations representative visit training camp on Wednesday to coincide with the weekly media conference call.

PRACTICE: Regular-season practice sessions usually are held at 2:00 p.m. Monday, Wednesday, and Thursday, and at 11:00 a.m. on Friday and Saturday (home games). Practices normally are closed to out-of-town media (and, except for the first and last 15 minutes, all local media) unless special permission is granted by the coaching staff. To request permission, or to arrange any interviews, contact the Dolphins' media relations department. The team locker room is open to the media for 45 minutes (lunchtime) Monday and Wednesday through Friday. The players are off on Tuesdays.

FOR MORE INFO: For more information on the Dolphins, contact the media relations department: Harvey Greene, Vice President - Media Relations; Neal Gulkis, Director of Media Relations; Seth Levit, Media Relations Assistant; and Gayle Baden, Executive Assistant. Office phone is (954) 452-7010 and (954) 452-7000-switchboard.

TRAINING CAMP: The Dolphins practice at Nova University during both the preseason and regular season. The campus is located in Davie at 7500 S.W. 30th Street.

DIRECTIONS

FT. LAUDERDALE TO TRAINING CAMP: From the north, take I-95 South to I-595 West. Take I-595 West to University Drive exit. Proceed off exit and turn left onto University Drive (going south). Go past three traffic lights to S.W. 30th Street and turn left. Entrance to facility is 300 yards on right.

MIAMI AIRPORT TO TRAINING CAMP: From the airport, take 836 West to 826 North. Follow 826 North to exit for Florida Turnpike North. Take Turnpike North to I-595 West. Take I-595 West to University Drive exit. Proceed off exit and turn left onto University Drive (going south). Go past three traffic lights to S.W. 30th Street and turn left. Entrance to facility is 300 yards on right.

FROM THE SOUTH TO TRAINING CAMP: From the south, take I-95 North to I-595 West. Take I-595 West to University Drive exit. Proceed off exit and turn left onto University Drive (going south). Go past three traffic lights to S.W. 30th Street and turn left. Entrance to facility is 300 yards on right.

FT. LAUDERDALE TO STADIUM: Take I-595 West to Florida Turnpike South. Take Turnpike South nine miles to Exit 2 (N.W. 199th Street/Honey Hill Road). Proceed off exit to 199th Street and make right. Enter parking Gate 4.

MIAMI AIRPORT TO STADIUM: Take I-95 North to Ives Dairy Road. Proceed west for five miles (name of road changes to 199th Street) and stadium is on right. Enter parking Gate 4.

MEDICAL GLOSSARY

AC Joint – Acromioclavicular joint; joint of the shoulder where acromion process of the scapula and the distal end of the clavicle meet; most shoulder separations occur at this point.

Abduct – Movement of any extremity away from the midline of the body. This action is achieved by an abductor muscle.

Abrasion – Any injury which rubs off the surface of the skin.

Abscess – An infection which produces pus; can be the result of a blister, callus, penetrating wound or laceration.

Adduct – Movement of an extremity toward the midline of the body. This action is achieved by an adductor muscle.

Achilles' Tendon – The tendon at the back of the heel.

Adhesion – Abnormal adherence of collagen fibers to surrounding structures during immobilization following trauma or as a complication of surgery which restricts normal elasticity of the structures involved.

Aerobic – Exercise in which energy needed is supplied by oxygen inspired and is required for sustained periods of vigorous exercise with a continually high pulse rate.

Anabolic Steroids – Steroids that promote tissue growth by creating protein in an attempt to enhance muscle growth. The main anabolic steroid is testosterone (male sex hormone).

Anaerobic – Exercise without use of oxygen as an energy source; short bursts of vigorous exercises.

Anaphylactic Shock – Shock that is caused by an allergic reaction.

Anterior Compartment Syndrome – Condition in which swelling within the anterior compartment of the lower leg jeopardizes the viability of muscles, nerves and arteries that serve the foot. In severe cases, emergency surgery is necessary to relieve the swelling and pressure.

Anterior Cruciate Ligament (ACL) – A primary stabilizing ligament within the center of the knee joint that prevents hyperextension and excessive rotation of the joint. A complete tear of the ACL necessitating reconstruction could require up to 12 months of rehabilitation.

Anterior Talofibular Ligament – A ligament of the ankle that connects the fibula (lateral ankle bone) to the talus. This ligament is oft times subject to sprain.

Anti-Inflammatory – Any agent which prevents inflammation, such as aspirin or ibuprofen.

Anterogram – A film demonstrating arteries after injection of a dye.

Arthrogram – X-ray technique for joints using air and/or dye injected into the affected area; useful in diagnosing meniscus tears of the knee and rotator cuff tears of the shoulder.

Arthroscope – An instrument used to visualize the interior of a joint cavity.

Arthroscopy – A surgical examination of the internal structures of a joint by means for viewing through an arthroscope. An arthroscopic procedure can be used to remove or repair damaged tissue or as a diagnostic procedure in order to inspect the extent of any damage or confirm a diagnosis.

Articular Cartilage – Cartilage lining the opposing surfaces of bones.

Aspiration – The withdrawal of fluid from a body cavity by means of a suction or siphonage apparatus, such as a syringe.

Atrophy – To shrivel or shrink from disuse, as in muscular atrophy.

Avascular Necrosis – Death of a part due to lack of circulation.

Avulsion – The tearing away, forcibly, of a part or structure.

Baker's Cyst – Localized swelling of a bursa sac in the posterior knee as a result of fluid that has escaped from the knee capsule. A Baker's cyst indicates that there is a trauma inside the knee joint that leads to excessive fluid production.

Bone Scan – An imaging procedure in which a radioactive-labeled substance is injected into the body to determine the status of a bony injury. If the radioactive substance is taken up the bone at the injury site, the injury will show as a "hot spot" on the scan image. The bone scan is particularly useful in the diagnosis of stress fractures.

Brachial Plexus – Network of nerves originating from the cervical vertebrae and running down to the shoulder, arm, hand, and fingers.

Bruise – A discoloration of the skin due to an extravasation of blood into the underlying tissues.

Burner – Common term for brachial plexus trauma in the neck. Usually results in burning or tingling sensation into the shoulder or arm when the neck is forced beyond the normal range of motion.

Bursa – A fluid-filled sac that is located in areas where friction is likely to occur, then minimizes the friction; for example between a tendon and bone.

Capsule – An enclosing structure which surrounds the joint and contains ligaments which stabilize that joint.

Cartilage – Smooth, slippery substance preventing two ends of bones from rubbing together and grating.

CAT Scan – Use of a computer to produce a cross sectional view of the anatomical part being investigated from X-ray data.

Cellulitis – Inflammation of cellular or connective tissue.

Cervical Vertebrae – Group of seven vertebrae located in the neck.

Charley Horse – A contusion or bruise to any muscle resulting in intramuscular bleeding. No other injury should be called a charley horse.

Chondral Fracture – Fracture to the chondral (cartilaginous) surfaces of bone.

Chondromalacia – A roughening of the cartilage surface. Best known for the roughening of the underside of the kneecap.

Clavical – The collar bone; the bone connecting the breastbone with the shoulder blade.

Colles' Fracture – A fracture of the distal end of the radius with the lower end being displaced backward.

Concentric Muscle Contraction – A shortening of the muscle as it develops tension and contracts to move a resistance.

Concussion – Jarring injury of the brain resulting in dysfunction. It can be graded as mild, moderate or severe depending on loss of consciousness, amnesia and loss of equilibrium.

Contusion – An injury to a muscle and tissues caused by a blow from a blunt object.

Cortical Steroids – Used to suppress joint inflammation.

Cortisone – An anti-inflammatory medication.

Costochondral – Cartilage that separates the bones within the rib cage.

Cryokinetics – Treatment with cold and movement.

Cryotherapy – A treatment with the use of cold.

Cyst – Abnormal sac containing liquid or semi-solid matter.

Debridement – The removal of foreign material and dead or damaged tissue.

Degenerative Joint Disease – Changes in the joint surfaces as a result of repetitive trauma.

Deltoid Ligament – Ligament that connects the tibia to bones of the medial aspect of the foot and is primarily responsible for stability of the ankle on the medial side. Is sprained less frequently than other ankle ligaments.

Deltoid Muscle – Muscles at top of the arm, just below the shoulder, responsible for shoulder motions to the front, side and back.

Disc, Intervertebral – A flat, rounded plate between each vertebrae of the spine. The disc consists of a thick fiber ring which surrounds a soft gel-like interior. It functions as a cushion and shock absorber for the spinal column.

Dislocation – Complete displacement of joint surfaces.

Eccentric Muscle Contraction – An overall lengthening of the muscle as it develops tension and contracts to control motion performed by an outside force; oft times referred to a "negative" contraction in weight training.

Eccymosis – Bleeding into the surface tissue below the skin, resulting in a "black and blue" effect.

Edema – Accumulation of fluid in organs and tissues of the body; swelling.

Effusion – Accumulation of fluid, in various spaces in the body, or the knee itself. Commonly, the knee has an effusion after an injury.

Electrical Galvanic Stimulation (EGS) – An electrical therapeutic modality that sends a current to the body at select voltages and frequencies in order to stimulate pain receptors, disperse edema, or neutralize muscle spasms among other functional applications.

Electromyogram (EMG) – Test to determine nerve function.

Epicondylitis – Inflammation in the elbow due to overuse.

Ethyl Chloride – "Cold spray," a chemical coolant sprayed onto an injury site to produce a local, mild anesthesia.

Fascia – A connective tissue sheath consisting of fibrous tissue and fat which unites the skin to the underlying tissues.

Fat Percentage – The amount of body weight that is adipose, fat tissue. Fat percentages can be calculated by underwater weighing, measuring select skinfold thickness, or by analyzing electrical impedance.

Femur – Thigh bone; longest bone in the body.

Fibula – Smaller of the two bones in the lower leg; runs from knee to the ankle along the outside of the lower leg.

Flexibility – The ability of muscle to relax and yield to stretch forces.

Flexibility Exercise – General term used to describe exercise performed by a player to passively or actively elongate soft tissue without the assistance of an athletic trainer.

Fracture – Breach in continuity of a bone. Types of fractures include simple, compound, comminuted, greenstick, incomplete, impacted, longitudinal, oblique, stress, or transverse.

Gamekeeper's Thumb – Tear of the ulnar collateral ligament of the metacarpophalangeal joint of the thumb.

Glycogen – Form in which foods are stored in the body as energy.

Grade One Injury – A mild injury in which ligament, tendon, or other musculoskeletal tissue may have been stretched or contused, but not torn or otherwise disrupted.

Grade Two Injury – A moderate injury when musculoskeletal tissue has been partially, but not totally, torn which causes appreciable limitation in function of the injured tissue.

Grade Three Injury – A severe injury in which tissue has been significantly, and in some cases totally, torn or otherwise disrupted causing a virtual total loss of function.

Hamstring – Category of muscle that runs from the buttocks to the knee along the back of the thigh. It functions to flex the knee, and is oft times injured as a result of improper conditioning or lack of muscle flexibility.

Heat Cramps – Painful muscle spasms of the arms or legs caused by excessive body heat and depletion of fluids and electrolytes.

Heat Exhaustion – Mild form of shock due to dehydration because of excessive sweating when exposed to heat and humidity.

Heat Stroke – Condition of rapidly rising internal body temperature that overwhelms the body's mechanisms for release of heat and could result in death if not cared for appropriately.

Heel Cup – Orthotic device that is inserted into the shoe and worn under the heel to give support to the Achilles tendon and help absorb impacts at the heel.

Hematoma – Tumor-like mass produced by an accumulation of coagulated blood in a cavity.

Hip Pointer – Contusion to the iliac crest.

Hot Pack – Chemical pack that rests in water, approximately 160 degrees, and retains its heat for 15-20 minutes when placed in a towel for general therapeutic application.

Humerus – Bone of the upper arm that runs from the shoulder to the elbow.

Hydrotherapy – Treatment using water.

Hyperextension – Extreme extension of a limb or body part.

Illiotalband – A thick, wide fascial layer that runs from the iliac crest to the knee joint and is occasionally inflamed as a result of excessive running.

Impingement Syndrome – Pinching together of the supraspinatus muscle and other soft tissue in the shoulder, which is common in throwing.

Inflammation – The body's natural response to injury in which the injury site might display various degrees of pain, sweating, heat, redness, and/or loss of function.

Internal Rotation – Rotation of a joint or extremity medially, to the inside.

Lateral Collateral Ligament (LCL) – Ligament of knee attaching lateral femoral condyle to the fibula head. It provides lateral stability to the knee.

Lesion – Wound, injury or tumor.

Ligament – Band of fibrous tissue that connects bone to bone or bone to cartilage and supports and strengthens joints.

Lumbar Vertebrae – Five vertebrae of the lower back that articulate with the sacrum to form the lumbosacral joint.

Malleolus – Rounded projection on either side of the ankle joint.

Magnetic Resonance Imaging (MRI) – Imaging procedure in which a radio frequency pulse causes certain electrical elements of the injured tissue to react to this pulse and through this process a computer display and permanent film establish a visual image. MRI does not require radiation and is very useful in the diagnosis of soft tissue, disc, and meniscus injuries.

Medial Collateral Ligament (MCL) – Ligament of knee attaching to medial femoral condyle and to medial tibia. It provides medial stability to the knee.

Medial Retinaculum – The band of connective tissue that attaches to the medial structures of the knee joint, including the patella and patellar tendon.

Meniscectomy – An intra-articular surgical procedure of the knee by which all or part of the damaged meniscus is removed.

Meniscus – Crescent shaped cartilage, usually pertaining to the knee joint; also known as "cartilage." There are two menisci in the knee, medial and lateral. These work to absorb weight within the knee and provide stability.

Metacarpals – Five long bones of the hand, running from the wrist to the fingers.

Metatarsals – Five long bones of the foot, running from the ankle to the toes.

Myositis – Inflammation of a muscle.

Necrotic – Relating to death of a portion of tissue.

Neoprene – Lightweight rubber used in joint and muscle sleeves designed to provide support and/or insulation and heat retention to the area.

Neuritis – Inflammation of a nerve.

Orthotic – Any device applied to or around the body in the care of physical impairment or disability, commonly used to control foot mechanics.

Parasthesia – Sensation of numbness or tingling, indicating nerve irritation.

Patella – The kneecap. The patella functions to protect the distal end of the femur as well as increase the mechanical advantage and force generating capacities of the quadriceps muscle group.

Patella Tendinitis – Inflammation of the patella ligament; also known as "jumpers knee."

Patellar Femoral Joint – Articulation of the kneecap and femur. Inflammation of this joint can occur through: 1) acute injury to the patella, 2) overuse from excessive running particularly if there is an associated knee weakness, 3) chronic wear and tear of the knee, 4) as a result of poor foot mechanics. Patellofemoral irritation can lead to chondromalacia, which in its most chronic condition, could require surgery.

Peroneal Muscles – Group of muscles of the lateral lower leg that are responsible for evert the knee. Tendons of these three muscles are vital to the stability of the ankle and foot.

Phalanx – Any bone of the fingers or toes; plural is phalanges.

Phlebitis – Inflammation of a vein.

Plantar – Pertaining to the sole of the foot.

Plantar Fascia – The tight band of muscle beneath the arch of the foot.

Plica – Fold of tissue in the joint capsule and a common result of knee injury.

Posterior Cruciate Ligament (PCL) – A primary stabilizing ligament of the knee that provides significant stability and prevents displacement of the tibia backward within the knee joint. A complete tear of this ligament necessitating reconstruction could require up to 12 months of rehabilitation.

Quadricep Muscles “Quads” – A group of four muscles of the front thigh that run from the hip and form a common tendon at the patella; they are responsible for knee extension.

Radiography – Taking of X-rays.

Radius – Forearm bone on the thumb side.

Reconstruction – Surgical rebuilding of a joint using natural, artificial or transplanted materials.

Referred Pain – Pain felt in an undamaged area of body away from the actual injury.

Retraction – The moving of tissue to expose a part or structure of the body.

Rotator Cuff – Comprised of four muscles in the shoulder area that can be irritated by overuse. The muscles are the supraspinatus (most commonly injured), infra-spinatus, teres minor, and subscapularis.

Rotator Cuff Impingement Syndrome – A microtrauma or overuse injury caused by stress, and the four stages are: 1) Tendinitis with temporary thickening of the bursa and rotator cuff; 2) Fiber dissociation in the tendon with permanent thickening of the bursa and scar formation; 3) A partial rotator cuff tear of less than 1 cm.; and 4) A complete tear of 1 cm. or more.

Sacrum – Group of five fused vertebrae located just below the lumbar vertebrae of the low back.

Scapula – Shoulder blade.

Sciatica – Irritation of the sciatic nerve resulting in pain or tingling running down the inside of the leg.

Sciatic Nerve – Major nerve that carries impulses for muscular action and sensations between the low back and thigh and lower leg; it is the longest nerve in the body.

Shin Splint – A catch-all syndrome describing pain in the shin that is not a fracture or tumor and cannot be defined otherwise.

Sorbothane – An energy absorbing polyurethane utilized in some foot orthotics to absorb shock forces of the foot.

Spasm (Theory) – Muscle soreness induced by exercise; is the result of reduced muscle blood flow, which results in pain.

Spleen – Large, solid organ responsible for the normal production and destruction of blood cells.

Spondylitis – Inflammation of one or more vertebrae.

Spondylolisthesis – Forward displacement of one vertebrae over another below it due to a developmental defect in the vertebrae.

Spondylosis – Abnormal vertebral fixation or immobility.

Sprain – Injury resulting from a stretch or twist of the joint and causes various degrees of stretch or tear of a ligament or other soft tissue at the joint.

Sternum – The breast bone.

Steroids – Any one of a large number of hormone-like substances. See Anabolic steroids and cortical steroids.

Stinger – Common term for plexus trauma in the neck.

Strain – Injury resulting from a pull or torsion to the muscle or tendon that causes various degrees of stretch or tear to the muscle or tendon tissue.

Stress Fracture – A hair-line type of break in a bone caused by overuse.

Stress X-ray – A continual X-ray taken when a portion of the body is stressed to its maximum in order to determine joint stability. This is a test utilized in some ankle injuries.

Stretching – Any therapeutic maneuver designed to elongate shortened soft tissue structures and thereby increase flexibility.

Subluxation – Partial dislocation of a joint. The term usually implies that the joint can return to its normal position without formal reduction.

Talus – The ankle bone that articulates with the tibia and fibula to form the ankle joint.

Target Heart Rate – A pre-determined pulse to be obtained during exercise when circulation is working at full efficient capacities.

Tarsals – Group of seven bones of the foot consisting of the calcaneus, talus, cuboid and three cuneiform bones.

Temporomandibular Joint (TMJ) – The articulation of the jaw and skull; considered by some to be vital in resolution of injuries throughout the body.

Tendinitis – Inflammation of the tendon and/or tendon sheath, caused by chronic overuse or sudden injury.

Tendon – Tissue that connects muscle to bone.

Tennis Elbow – General term for lateral elbow pain.

Thoracic – Group of twelve vertebrae located in the thorax and articulate with the twelve ribs.

Thoracic Outlet Compression Syndrome – A neuro-vascular disorder of the upper extremity common in throwing.

Tibia – Larger of the two bones of the lower leg and is the weight-bearing bone of the shin.

Tomograph – A special type of X-ray apparatus that demonstrates an organ or tissue at a particular depth.

Trachea – The windpipe.

Trascutaneous Electrical Nerve Stimulator (TENS) – An electrical modality that sends a mild current through pads at the injury site which stimulates the brain to release the natural analgesic, endorphin.

Transverse Process – Small lateral projection off the right side and left side of each vertebrae that functions as an attachment site for muscles and ligaments of the spine.

Trapezius – Flat triangular muscle covering the posterior surface of the neck and shoulder.

Triceps – Muscle of the back of the upper arm, primarily responsible for extending the elbow.

Turf Toe – Sprain of the metatarsophalangeal (MTP) joint of the great toe.

Ulna – Forearm bone that runs from the tip of the elbow to the little finger side of the wrist.

Ulnar Nerve – Nerve in elbow commonly irritated from excessive throwing.

Ultrasound – An electrical modality that transmits a sound wave through an applicator into the skin to the soft tissue in order to heat the local area for relaxing the injured tissue and/or disperse edema.

Valgus – Angulation outward and away from the midline of the body.

Varus – Angulation inward and toward the midline of the body.

Vasoconstriction – Decrease of local blood flow.

Vasodilation – Increase of local blood flow.

“Wind Knocked Out” – Syndrome describing a contraction of the abdominal nerve trunk, the solar plexus, as a result of an abdominal contusion.

Wrist – The junction between the two forearm bones (radius and ulna) and the eight wrist bones (trapezium, trapezoid, capitate, hamate, pisiform, triquetral, lunate and scaphoid).

Zygoma – The cheekbone.

2000 NFL INSTANT REPLAY SYSTEM

The NFL's current replay system, entering its second season, uses digital computer technology, not video tape as was employed from 1986-91 when the NFL used replay to assist officiating. The new system affords quicker access to replays because there is no tape (“non-linear”) to re-wind.

The system is initiated by challenges from the head coaches (two per game) in all but the final two minutes of each half, and by the replay official in the booth in the final two minutes and overtime. The booth operates under a “two-minute” mode the entire game, lining up replays of every play in case a challenge is issued.

The four individuals in the replay booth are the “replay assistant,” “technician,” “video operator” and “communicator.” The replay assistant is the direct and only link to the referee on the field. In the final two minutes of each half and overtime, he makes the decision on whether a play should be reviewed. He has a football officiating background, either as a former on-field NFL official, a recently retired college official, or a current NFL Europe League official. There are 16 replay assistants for the season. The replay assistant and video operator are assigned as a team to a different game location each week.

The system begins with the replay booth receiving a “live” feed from the network television control truck covering the game.

The “technician” in front of the live-feed monitor cues up the live play by pressing the “make play” button on his console as the ball is snapped. That automatically puts the play on a “touch-screen monitor” positioned in front of the replay assistant. When a replay comes up from the truck, the technician presses a “make replay” button and that automatically pops up on the touch-screen monitor. The monitor can accommodate six replay angles of a single play.

The “replay assistant” is positioned in front of the touch-screen monitor. This person decides which replays will be relayed to the field monitor for review by the referee after a coach's challenge is issued, and whether an official's time-out will be called for a play review in the final two minutes of each half and overtime.

The “video operator,” at the instruction of the replay assistant, taps the touch-screen monitor (similar to a bank's automatic teller machine that prompts commands by the tapping of its screen) to transfer one of the replays to the booth's third monitor that is positioned between him and the replay assistant. The video operator can control the speed of the playback on this monitor by the turn of a dial. This is the monitor on which the replay assistant will view all replays. The video on this monitor is what the referee on the field will see.

The “communicator” is the replay booth's “eyes to the field.” While the technician, replay assistant and video operator are doing their jobs, the communicator, stationed in back of the other three, is watching the field. He will advise the replay assistant – who is busy viewing the

monitor -- that "they're in the huddle," "they're on the line" and "the ball is snapped" so the replay assistant will know that the next play has started, negating the possibility of a replay. He also reports to the replay assistant if an official ruling (e.g. holding, illegal procedure, etc.) has been made on the field following a play that might eliminate the need for a replay.

The communicator also is the timer of the 90 seconds allocated to the referee to make a decision on a replay. Once 90 seconds are reached, the communicator will hit a red button on the console in front of the replay assistant that will automatically shut off the field-level monitor, signaling to the referee that the 90 seconds has expired and the review is over. The referee must then announce his decision.

If needed, the communicator will also explain a referee's ruling to the TV truck and to the teams' public relations directors in the press box for dissemination to the media.

A "buzzer system" will be utilized to signal the call for a replay. Before the final two minutes, the head coach will buzz the referee and replay booth that he challenges a play and wants a review. Within the final two minutes, the booth will buzz the referee, calling for a replay. The head coaches will wear a belt pack containing a buzzer. When pressed, the buzzer will simultaneously signal the referee, umpire and replay booth that a replay is being requested.

There are three replay monitors at field level in open-air stadiums. Two will be positioned at opposite 20-yard lines near the sideline wall. A third will be in a runway, for use if there is inclement weather. Two monitors will be used in domed stadiums.

As the referee approaches the monitor, his first replay will await him. His 90 seconds for a decision begins when he puts on the headphones that put him in contact with the replay booth.

2000 RULES OF REPLAY

COACHES CHALLENGE

Outside the final two minutes of each half, each team is permitted two challenges per game that will initiate referee reviews. Each challenge will cost a team a time-out. If a challenge is upheld, the time-out will be restored, but the challenge will not. No challenges will be recognized from a team that has exhausted its time-outs.

FINAL TWO MINUTES OF EACH HALF

After the two-minute warning of each half, and throughout any overtime period, any referee review is initiated by the replay assistant in the replay booth in the press box. He can initiate as many review requests as he thinks necessary, no matter how many time-outs the teams may have. No time-out will be charged for a review initiated from the replay booth.

REFEREE REVIEW

All replay reviews are conducted by the referee on a field-level monitor after consultation with the other covering officials on the play. A decision will be reversed only when the referee has indisputable visual evidence that the call should be changed. The referee cannot initiate a replay in any instance.

TIME LIMIT

Reviews are a maximum of 90 seconds, timed from when the referee puts on the headphones to the replay booth.

REVIEWABLE PLAYS

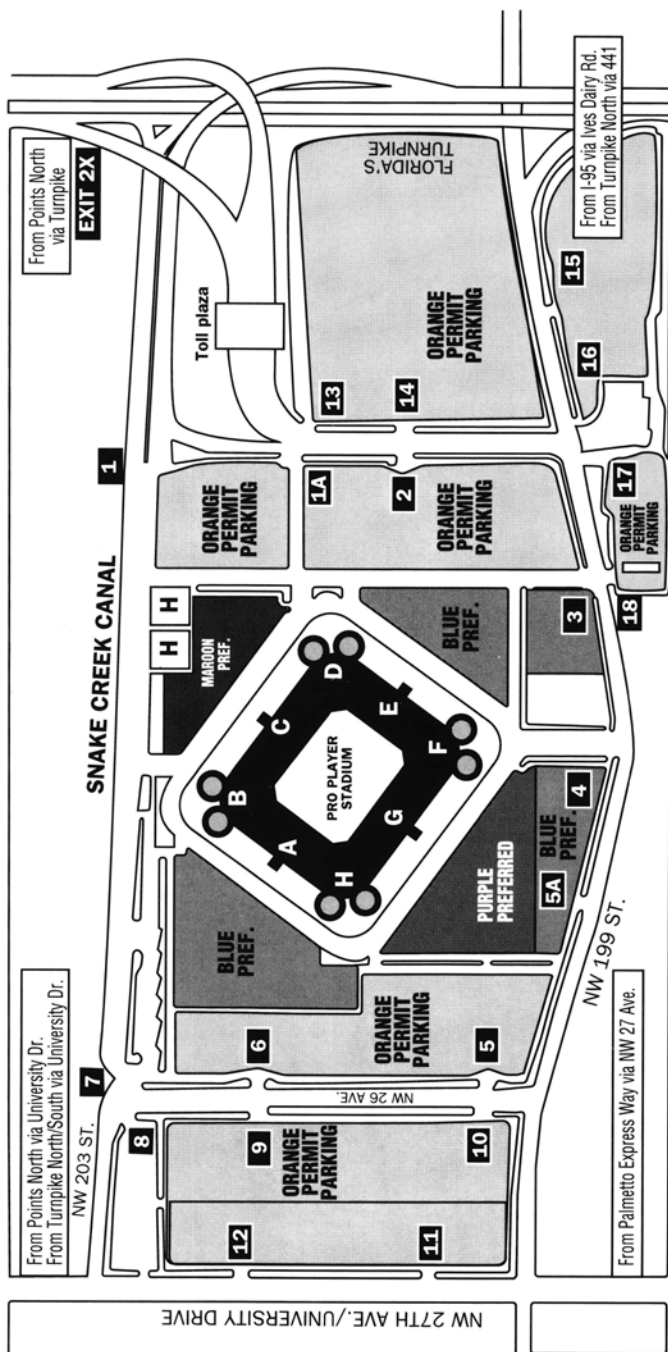
The instant replay system covers a variety of plays in three main areas -- 1) sideline, goal line, end zone, and end-line plays; 2) passing plays; and 3) other detectable infractions, such as a runner ruled down not by defensive contact, and the number of players on the field.



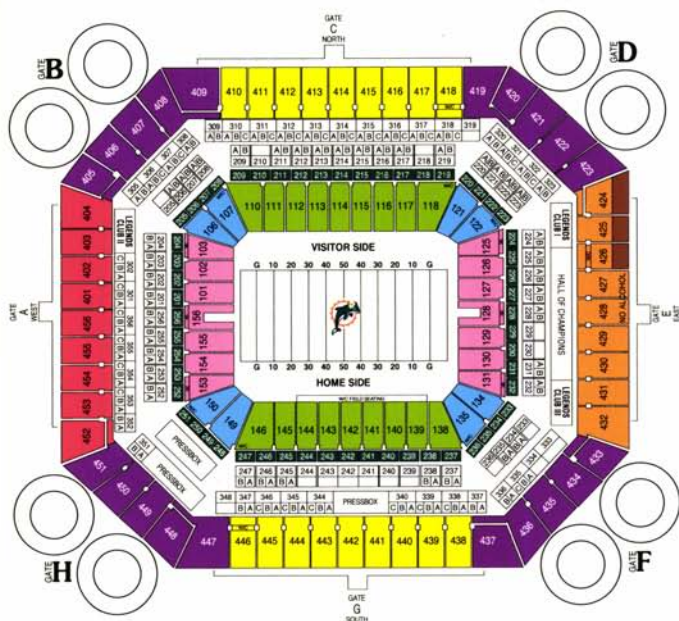
DOLPHIN FACT

In the 1984 season, the Dolphins established a number of NFL season records, including most yards gained (6,936), most yards gained by passing (5,018), most first downs (387), most touchdowns (70), most passing touchdowns (49) and most PATs (66).

PRO PLAYER STADIUM PARKING



TICKET INFORMATION



SEATING CATEGORY	SEASON TICKET PRICE	INDIVIDUAL PRICE
CLUB LEVEL	\$975-\$1,300	\$140
LOWER SIDELINES	\$48	\$55
UPPER SIDELINES	\$42	\$49
LOWER CORNERS	\$39	\$46
LOWER ENDZONES	\$37	\$44
UPPER CORNERS	\$33	\$40
UPPER ENDZONES	\$32	\$39
ECONOMY SECTIONS	\$20	\$27
TD's TOUCHDOWN ZONE	N/A	\$20

Single-game tickets for Dolphins home games are tiered in price from \$20 to \$140, with season tickets priced from \$200 to \$1,300. Tickets for all Dolphins home games are available at the Dolphins Ticket Office, located at Gate G of Pro Player Stadium, TicketMaster ticket centers, and TicketMaster Charge-By-Phone. The Dolphins Ticket Office is open Monday through Friday, 8:30 a.m.-6:00 p.m. and Saturday 10:00 a.m.-4:00 p.m. Payment methods accepted for individual game ticket purchases are cash, American Express, Visa and Mastercard.

Group seating of 25 or more individuals is also available through the Dolphins group sales office. For more information or to receive a brochure on group sales, please call 1-(888) FINS-TIX.

For additional information on individual game tickets, call the Dolphins Ticket Office at 1-(888) FINS-TIX.

Miami Dolphins Ticket Office 1-(888) FINS-TIX
 TICKETMASTER Charge by Phone..... Dade: (305) 573-TEAM
 Broward: (954) 835-TEAM
 Palm Beach: (561) 998-TEAM



In the financial world, do you feel like shark bait? If so, you need someone you can trust to guide you through all your options and help you achieve your individual financial goals. At First Union, we offer Dolphins fans a wide selection of products and services to help you navigate the rough waters.



- **Dolphins Banking Club** -- show your team spirit by choosing one of four Dolphins accounts, tailored to meet your needs. Plus, you'll receive distinctive Dolphins checks, a Dolphins CheckCard* or ATM card, and a free Dolphins cap.

- **Online Banking and Bill Pay** -- allows you access to your account 24 hours a day, from the convenience of your home, with no set-up, no software and no sweat!*

For more information, stop by your nearest First Union financial center, call us at 1-800-ASK-FUNB, or visit us online at firstunion.com.

Official Bank of the Miami Dolphins

*Subject to credit approval. **Customer must obtain Internet service. A Web browser utilizing 128-bit encryption is required. Internet service provider fees may apply. Normal bank fees do apply. Member FDIC. Equal opportunity lender. ©2000 First Union National Bank.