



# 2001 MIAMI DOLPHINS MEDIA GUIDE





**FROM MORNING**

**TILL NIGHT**



**WATCH  
THE BEST  
NEWS TEAM  
IN  
SOUTH  
FLORIDA**





# 2001 SCHEDULE

## PRESEASON

DATE	OPPONENT	TIME	NETWORK
Mon., Aug. 6	St. Louis Rams (Canton, Ohio)	8:00 p.m.	ABC
Mon., Aug. 13	at Tampa Bay	8:00 p.m.	ESPN
SAT., AUG. 18	SAN DIEGO	7:00 P.M.	WFOR
Sat., Aug. 25	at Green Bay	8:00 p.m.	WFOR
FRI., AUG. 31	MINNESOTA	7:00 P.M.	WFOR

## REGULAR SEASON

Sun., Sept. 9	at Tennessee	8:30 p.m.	ESPN
SUN., SEPT. 16	BUFFALO	1:00 P.M.	CBS
SUN., SEPT. 23	OAKLAND	1:00 P.M.	CBS
Sun., Sept. 30	at St. Louis	1:00 p.m.	CBS
SUN., OCT. 7	NEW ENGLAND	1:00 P.M.	CBS
Sun., Oct. 14	at New York Jets	4:15 p.m.	CBS
SUN., OCT. 21	BYE		
Sun., Oct. 28	at Seattle	4:15 p.m.	CBS
SUN., NOV. 4	CAROLINA	1:00 P.M.	FOX
Sun., Nov. 11	at Indianapolis	1:00 p.m.	CBS
SUN., NOV. 18	NEW YORK JETS	1:00 P.M.	CBS
Sun., Nov. 25	at Buffalo	1:00 p.m.	CBS
SUN., DEC. 2	DENVER	1:00 P.M.	CBS
MON., DEC. 10	INDIANAPOLIS	9:00 P.M.	ABC
Sun., Dec. 16	at San Francisco	4:15 p.m.	CBS
Sat., Dec. 22	at New England	1:30 p.m.	CBS
SUN., DEC. 30	ATLANTA	1:00 P.M.	FOX

**All Starting Times are Eastern Time**  
**Home Games: Aqua • Road Games: Orange**

### CREDITS

The 2001 Miami Dolphins Media Guide was written and edited by Harvey Greene, Neal Gulkis, and Seth Levit and designed and published by Scott Stone and Rodney Wood. Special thanks to "Fudge" Browne, Gayle Baden, Kevin Diggins, Don Smith of the Pro Football Hall of Fame, Seymour Siwoff of the Elias Sports Bureau and Rick Campbell of the NCAA for their help and assistance. Editors Emeritus include Jeff Blumb, Charlie Callahan, Beano Cook, Tom Grimes, Mike Hanson, Dick Horning, Bob Kearney, Arthur Mickelson, Chip Namias, Mike Rathet, and Eddie White. Photography by Dave Cross, cover photograph by Richard Graulich, Palm Beach Post, pre-press production and printing by The Franklin Press, Miami.

### ON THE COVER

Dolphins running back Lamar Smith caps a 209-yard rushing performance with a 17-yard touchdown run in overtime to give the Dolphins a 23-17 win over the Colts in a 2000 First-Round Playoff game on December 30 at Pro Player Stadium. Smith's effort, which also included two touchdowns and an NFL-playoff record 40 rushing attempts, propelled Miami into the Divisional round of the postseason for the third consecutive season.



# 2001 MEDIA GUIDE

## INDEX

### - A -

All-Time Leaders .....	371-382
All-Time Roster/Where They've Come From .....	538-550
All-Time Dolphins Won-Lost Records .....	288-289
Administrative Staff Biographies .....	7-9
Assistant Coaches/Football Staff Biographies .....	15-39
Attendance, Distributed, Actual and Paid .....	417-418
Attendance, Season Tickets and Preseason .....	418-419

### - C -

Cheerleaders .....	44
Covering the Dolphins .....	582-583
Credits .....	1

### - D -

Dolphin Fact Index .....	591
Dolphins Are Best .....	57-58
Dolphins Directory .....	4-5
Dolphins Name .....	45
Dolphins = Winners .....	59-60
Dolphins in the Community .....	41-43
Dolphins on the Air .....	579-582
Dolphins on the Internet .....	39
Dolphins Training Center .....	55-56
Dolphins vs. the NFL .....	284-288
Draft, All-Time (1966-2001) .....	555-561
Draft, All-Time By Position .....	561
Draft, First Round By Positions .....	561

### - F -

Free Agents .....	566-567
-------------------	---------

### - G -

Game-By-Game Starters, 2000 .....	262-263
Game-By-Game Statistics, 2000 .....	255-260
Game-By-Game Summaries, 2000 .....	264-280
Games Played-Started-Did Not Play, 2000 .....	262-263
Game Status, 2000 .....	261

### - H -

Hall of Fame, Dolphins In .....	506-515
Historical Highlights .....	419-441
Honors .....	495-500
How Miami Was Built .....	237
H. Wayne Huizenga Biography .....	6

### - L -

Largest Comebacks .....	412
Largest Crowds, Home and Road .....	416-417
Largest Margins, Victory and Defeat .....	413
Last Time (Playoffs) .....	493-494
Last Time (Regular Season) .....	402-403
League Leaders .....	502-503

### - M -

Media Information .....	583-584
Medical Glossary .....	584-588
Medical Staff Photos .....	40

### - N -

Numbers, Dolphins By The .....	551-554
--------------------------------	---------

### - O -

Opponents, 2001 .....	570-579
Orange Bowl .....	480
Outstanding Performances, Dolphins .....	385-391
Outstanding Performances, Opponents .....	397-401



Overtime, Dolphins In .....	411-412
-----------------------------	---------

- P -

Performance Awards .....	503-505
Plan B .....	565-566
Player Biographies .....	
Veterans .....	61-219
Draft Choices .....	220-230
Free Agents .....	230-237
Shawn Wooden .....	589-591
Players of the Week & Month, AFC/NFL .....	500-501
Playoff History .....	448-480
Playoff Leaders, All-Time .....	489-492
Playoff Records, Dolphins Individual .....	481-484
Playoff Records, Dolphins Team .....	484-487
Playoff Records, Opponents .....	487-489
Playoff Statistical Bests, 2000 .....	445-448
Playoff Statistics, 2000 Defensive .....	444
Playoff Statistics, 2000 Dolphins .....	442-443
Playoff Statistics, 2000 Special Teams .....	444
Preseason, All-Time Results .....	298-301
Preseason, Miami In .....	289
Preseason Statistics, 2000 .....	290-293
Preseason Game-By-Game Summaries, 2000 .....	294-297
Prime Time Dolphins .....	415-416
Pro Bowl Selections .....	496-497
Pro Player Stadium .....	46-54
Pro Player Stadium Parking Map .....	592
Pronunciation Guide .....	313

- R -

Rankings, 2000 Team .....	254
Record, Home and Away .....	413-414
Record, Month-By-Month .....	414
Records, Dolphins Individual .....	348-363
Records, Opponents Individual .....	391-396
Records, Team .....	363-371
Retired Jersey #12 - Bob Griese .....	516
Retired Jersey #13 - Dan Marino .....	516-537
Roster Moves, 2000-01 .....	280-283
Roster, 2001 First-Year .....	240-241
Roster, 2001 Numerical .....	242
Roster, 2001 Positional .....	243
Roster, 2001 Veterans .....	238-239

- S -

Schedule, 2001 Dolphins .....	1
Schedule, 2001 NFL .....	568-569
Season Leaders, Top Twenty .....	382-385
Service, Length of .....	551
Don Shula Biography .....	506-510
Statistical Bests, 2000 .....	249-253
Statistics, 2000 Defensive .....	247-248
Statistics, 2000 Dolphins .....	244-246
Statistics, 2000 Special Teams .....	248
Surgeries, Offseason .....	283

- T -

T.D. Biography .....	45
Ticket Information .....	Inside Back Cover
Top Tens, Opponents .....	396
Trades (1966-2001) .....	562-565

- W -

Dave Wannstedt Biography .....	10-14
Warmest/Coldest Games .....	253
What To Look For in 2001 .....	56-57

- Y -

Year-By-Year Leaders .....	404-409
Year-By-Year, Offense and Defense .....	409-410
Year-By-Year Scores .....	302-313
Year-By-Year Statistics (1966-99) .....	314-347



# DOLPHINS DIRECTORY

## ADMINISTRATIVE OFFICE

7500 S.W. 30th St. • Davie, FL 33314  
(954) 452-7000

## PRO PLAYER STADIUM/TICKET OFFICE

2269 Dan Marino Blvd. • Miami, FL 33056  
(888) FINS-TIX

## MANAGEMENT

Owner/Chairman of the Board.....	H. Wayne Huizenga
President/Chief Operating Officer.....	Eddie J. Jones
Head Coach.....	Dave Wannstedt
Senior Vice President-Business Operations.....	Bryan Wiedmeier
Senior Vice President-Finance and Administration.....	Jill R. Strafaci
Senior Vice President.....	Bill Galante
Vice President-Player Personnel.....	Rick Spielman
Vice President-Media Relations.....	Harvey Greene
Vice President-Sales and Marketing.....	Jim Ross

## BOARD OF DIRECTORS

Vice-Chairman.....	Donald F. Shula
Board Members.....	Marti Huizenga, Wayne Huizenga, Jr., Ray Huizenga, Pam Huizenga, Harry Huizenga, Harris W. Hudson, Robert Henninger, Richard C. Rochon

## COACHING STAFF

Head Coach.....	Dave Wannstedt
Special Teams.....	Keith Armstrong
Defensive Coordinator.....	Jim Bates
Kicking.....	Doug Blevins
Defensive Line.....	Clarence Brooks
Running Backs.....	Joel Collier
Wide Receivers.....	Robert Ford
Offensive Coordinator.....	Chan Gailey
Strength & Conditioning.....	John Gamble
Offensive Quality Control.....	Judd Garrett
Tight Ends.....	Pat Jones
Defensive Nickel Package.....	Bill Lewis
Assistant Defensive Line/Defensive Quality Control.....	Robert Nunn
Secondary.....	Mel Phillips
Assistant Strength & Conditioning.....	Brad Roll
Linebackers.....	Bob Sanders
Quarterbacks.....	Mike Shula
Offensive Line.....	Tony Wise
Executive Assistant to Head Coach.....	Anne Rodriguez
Secretary/Coaches.....	Keri Seiple-Rumaner

## PLAYER PERSONNEL

Director of College Scouting.....	Ron Labadie
Director of Pro Personnel.....	George Paton
Director of Player Programs.....	Robert Bass
Assistant Director of Pro Personnel.....	Tom Heckert
Regional Scouts.....	Tom Braatz, Mike Cartwright, John Crea, Chris Grier, Johnathon Stigall, Anthony Hunt (BLESTO)
Pro Scout.....	Nate Sullivan
College Scouting Coordinator.....	Adam Engroff
Executive Assistant/Football Operations.....	Gail Baldwin
Executive Assistant/Player Programs.....	Trudy Champagne Degen

## ATHLETIC TRAINING/MEDICAL STAFF

Head Athletic Trainer.....	Kevin O'Neill
Assistant Athletic Trainer.....	Troy Maurer
Assistant Athletic Trainer & Director of Rehabilitation.....	Ben Westby
Chief Team Physician & Orthopedic Consultant.....	Dr. George Caldwell
Team Physician & Orthopedic Consultant.....	Dr. Daniel Kanell
Team Physician & Orthopedic Consultant.....	Dr. Erol Yoldas
Team Internists.....	Dr. Gerald Kuykendall, Dr. Frank Finlon
Team Dentist.....	Dr. Paul Heinemann
Team Eye Care.....	Dr. Robert Davis, Dr. James Morris
Team Chiropractic Care.....	Dr. Spencer Baron

## EQUIPMENT

Equipment Manager.....	Tony Egues
Assistant Equipment Managers.....	Joe Cimino, Charlie Thiele

## VIDEO

Video Director .....	Dave Hack
Assistant Video Director .....	Bob Hack

## SECURITY

Team Security Investigator .....	Stuart Weinstein
Facility Security .....	John Nessler, Al Bahoot, Chuck Duell

## ADMINISTRATION

Director of Information Technology .....	Tery Howard
Director of Internet and Publications .....	Scott Stone
Director of Records & Archives .....	Kristin Hingston
Staff Counsel .....	Matt Thomas
Senior Accounting Manager .....	Betsy Reuther
Senior Accountant .....	Craig Heil
Payroll Clerk .....	Caryn Herd
Bookkeeper .....	Elaine Benjamin
Network Manager/Systems Support Specialist .....	Joe Curbelo
Applications Analyst .....	Donald Zullick
System Support Analyst .....	Johnny Hughes
Manager of Internet and Publications .....	Rodney Wood
Executive Assistants .....	Joan Buetel, Donna Bush, Lisa Muela
Records Assistant .....	Marie Campbell
Office Services .....	Arlene Brower
Mail Clerk .....	Mark Leone
Receptionists .....	Diana Chaplow, Ruby Debnam
Team Photographer .....	Dave Cross

## MEDIA RELATIONS

Director of Media Relations .....	Neal Gulkis
Media Relations Coordinator .....	Seth Levit
Executive Assistant .....	Gayle Baden

## SALES AND MARKETING

Senior Director-Business Development and Marketing Partnerships .....	Jim Frevola
Director of Marketing Partnerships .....	Marc Budine
Director of Marketing and Fan Development .....	Jeremy Gerson
Director of Season and Group Ticket Sales .....	Steve Brauner
Partnership Coordinator .....	Heather Wight
Account Executive/Season Group Sales .....	Ruben Cabrera
Executive Secretary .....	Brenda Hernandez
Secretary .....	Frances Martinez

## TICKET OPERATIONS

Senior Director-Ticket Operations .....	Andy Major
Director of Ticket Operations .....	Greg Menzel
Senior Manager of Ticket Operations .....	Dave Saifman
Supervisor of Ticket Operations .....	Arturo Ramos
Box Office Accountant .....	Brett Annis
Ticket Representatives .....	Allen Meyers, Walter Katz, Aaron Dubner
Secretary .....	Sandra Bernal

## OPERATIONS, ENGINEERING AND SPECIAL EVENTS

Director of Operations .....	Rhett Ticconi
Facility Engineer .....	Ron Summers
Director of Cheerleaders .....	Dorie Grogan
Manager of Special Events and Youth Programs .....	Jeff Griffith
Travel Coordinator .....	Diane L. Morales
Coordinator of Youth Programs .....	Willis Whalen
Grounds Superintendent .....	Casey Gifford
Facility Operations .....	Al Streetzel, Craig Ferguson
Mascot Coordinator .....	Bill Bant
Grounds Assistant .....	Edwin Lamour
Cheerleader Assistant .....	Darlayna Campbell
Administrative Assistant .....	Carole Hough
Facility Housekeeping .....	Trevor Campbell

## COMMUNITY AND ALUMNI RELATIONS

Senior Director-Community and Alumni Relations .....	Maraleen "Fudge" Browne
Community and Alumni Relations Manager .....	Jaime Allen
Community and Alumni Relations Coordinator .....	Ilona Wolpin
Alumni and Foundation Coordinator .....	Jeanne Beach



# H. WAYNE HUIZENGA

**Owner/Chairman of the Board**



**NFL: 12th Season**

**Dolphins: 12th Season**

**Born: December 29, 1937**

H. Wayne Huizenga began his active involvement in South Florida sports on March 7, 1990, when he purchased 15% of the Miami Dolphins and a 50% interest in Joe Robbie Stadium, now called Pro Player Stadium. That involvement was finalized on January 24, 1994, when he acquired the remaining 85% of the Dolphins and the additional 50% of the stadium, leaving him with 100% ownership of both entities.

Mr. Huizenga is Chairman of AutoNation, Inc., the nation's largest automotive retailer. He is also Chairman of the Board of Republic Services, a non-hazardous solid waste collection company, Extended Stay America and Boca Resorts, Inc., a leisure-time, recreation, resort and entertainment company.

He is also Chairman of Huizenga Holdings, Inc., and is the sole or majority owner of several service businesses. He has numerous real estate interests throughout Florida that include office buildings, warehouses, shopping centers and underdeveloped properties as well as the Marriott Harbor Beach Resort Hotel. Mr. Huizenga was responsible for bringing major league baseball to South Florida in 1993, serving as chairman of the Florida Marlins through 1998, and under his direction the Marlins won the World Series in 1997. He also brought the National Hockey League to South Florida, serving as Chairman and Chief Executive Officer of the Florida Panthers for the first eight years (1993-2001) of that team's existence, including the 1995-96 season when they reached the Stanley Cup finals.

Previously, Mr. Huizenga was Vice Chairman of the Board of Viacom, Inc. and Chairman of the Board and Chief Executive Officer of Blockbuster Entertainment Corporation.

In January, 1971, Mr. Huizenga co-founded Waste Management, Inc. (now WMX Technologies, Inc.) which today is the world's largest waste collection and disposal company. He served as President, Chief Operating Officer, Vice Chairman, and Director. Mr. Huizenga resigned from the company in May, 1984 to pursue other business interests.

Mr. Huizenga then directed Blockbuster Entertainment Corporation into a position of world leadership in the video rental industry, serving communities in all 50 states and 26 countries. In 1994, Blockbuster Entertainment Corporation was sold to Viacom for \$8.5 billion.

Business and academic groups have honored Mr. Huizenga seven times as "Entrepreneur of the Year," including the 1995 award given by Success Magazine. He is a five-time recipient of Financial World Magazine's "CEO of the Year" and was named the 1993 "Business Leader of the Year" by Georgetown University's Business School.

Among his other awards are the Horatio Alger Award in 1992, and the Gordon Grand Fellow Award, the highest non-academic award that Yale University bestows. Mr. Huizenga also received the Fort Lauderdale Sun-Sentinel's 1989 Excalibur Award for Business leadership. He was inducted into the Video Hall of Fame in 1991 and named Time-Billboard Magazine's "Man of the Year" in 1990 for his contributions to the growth and development of the video retail industry. In 1996, he was inducted into the Florida Sports Hall of Fame and the Greater Miami Sports Hall of Champions.

Mr. Huizenga's community involvement honors include the 1994 "Humanitarian of the Year" by the National Conference of Christians and Jews. In addition, he and his wife, Marti, were recognized as "Outstanding Philanthropists of the Year" by the Greater Broward/Fort Lauderdale chapter of the National Society of Fund Raising Executives. He was also honored by the Fort Lauderdale NAACP for his contributions to its programs. His effort to help build a homeless center in Ft. Lauderdale was recognized when he was awarded the Private Sector Award in 1999 by the National Alliance to End Homelessness. Mr. Huizenga sits as a board member of many civic organizations, including the Florida Council of 100, the Broward Economic Development Board, the Salvation Army of Broward County, the Boys and Girls Club of Broward County, and is the immediate past Chairman of the Florida Council on Economic Education.

Mr. Huizenga, 63, and wife Marti live in Fort Lauderdale. They have four children: Wayne, Jr., Ray, Scott, and Pam, and five grandchildren, Savannah, Wayne III, Shelby, Chloe and Gerritt.

# EDDIE J. JONES

## President/Chief Operating Officer



**College:** Louisiana State

**NFL:** 34th Season

**Dolphins:** 14th Season

**Born:** June 18, 1938

Eddie J. Jones, in his 34th season in the NFL, was named as President and Chief Operating Officer of the Dolphins on January 16, 1996, after previously serving as the team's Executive Vice President and General Manager (1990-95) and as Vice President of Administration and Finance (1988-89). In his current capacity, Jones directs the business operation of the Dolphins and acts as the team's representative at all National Football League meetings.

During his tenure with the Dolphins, Jones has received numerous honors for his contributions to both the Dolphins organization and the South Florida community. Most recently, in 2001, Jones was selected to the LSU Alumni Hall of Distinction, an honor reserved for individuals who have brought credit and distinction to the school. Additionally, in 1999, Jones, in a unanimous selection by the Dolphins players, was honored with a special courage award from the Ed Block Courage Award Foundation, which recognizes individuals in the NFL who display courage in the face of adversity.

Jones was president and chief operating officer of the New Orleans Saints from 1982-85. He currently serves on the NFL's Employee Benefits Committee and is a Trustee of the Bert Bell player pension plan.

A 1963 accounting graduate of LSU, Jones began his professional career as a CPA with Arthur Andersen & Co. He began his NFL career as business manager of the Saints in 1968.

An Air Force veteran, the Houston native and his wife, Marilyn, have three children, Wendy, Todd and Jeff, and two grandchildren, Connor and Ashkon.

# BRYAN J. WIEDMEIER

## Sr. Vice President - Business Operations



**College:** Carroll

**NFL:** 21st Season

**Dolphins:** 21st Season

**Born:** October 19, 1959

Now in his 21st season with the Dolphins, Bryan Wiedmeier was named as the club's Senior Vice President - Business Operations in March of 2000, after serving as Vice President - Administration (1995-99) and Assistant General Manager (1990-94). Wiedmeier started his career in the NFL with the Dolphins in 1981, serving in the business operation of the team and the stadium.

Wiedmeier assists Eddie Jones in managing the club's business affairs. Wiedmeier's responsibilities include salary cap administration, player contract negotiations, operations, legal affairs, information technologies and the club's internet activities. He also is active in developing the club's youth football initiatives and other youth programs. Wiedmeier served as project coordinator for the design and construction of the club's training facility at Nova-Southeastern University.

Wiedmeier currently serves on the NFL Management Council's Working Club Executive Committee, its Technology Working Group, and is a Trustee of the NFL Player Insurance Trust.

**Jones/Wiedmeier • 7**



Wiedmeier earned his J.D. degree from the University of Miami School of Law in 1989 and is a member of the Florida Bar. He received his B.A. degree in business from Carroll College in Montana where he was a captain and three year starter at center for the football team.

A resident of Miramar, he and his wife, Mary K., have five children, Lauren, Victoria, John, Danielle, and Matthew.

## JILL R. STRAFACI



**Sr. Vice President - Finance and Administration**

**College: Florida**

**NFL: 13th Season**

**Dolphins: 13th Season**

**Born: September 4, 1957**

Beginning her 13th season with the Dolphins, Jill Strafacci assumed her current role as Senior Vice President - Finance and Administration in March of 2000 after serving as Vice President - Finance (1995-99) and Treasurer (1990-94). She originally joined the Dolphins as Assistant Chief Financial Officer in October, 1989. In her current position, she oversees the financial management of the club, working closely with Eddie Jones. Her duties include all financial operations of the team, human resources, and administration of the club's employee benefit plans. She also oversees the club's community relations and records and archives departments. In addition, Strafacci was involved in the implementation of the Miami Dolphins Foundation, established in 1995, and she currently serves on the NFL Management Council's O.G.R. Audit Committee.

Before joining the Dolphins, Strafacci, a CPA, was a tax specialist with Price Waterhouse in Miami for six years, specializing in the areas of professional sports and real estate. She also worked for an accounting firm in her native Sarasota.

Strafacci graduated from the University of Florida in 1980 (accounting/finance), where she was a four-year letter-winner on the Lady Gator golf team. She resides in Miami Beach with her husband, Frank, and their sons, Trent and Tyler.

## BILL GALANTE



**Senior Vice President**

**College: St. Mary's**

**NFL: Eighth Season**

**Dolphins: Eighth Season**

**Born: April 5, 1960**

Bill Galante is beginning his eighth season with the Dolphins and Pro Player Stadium, and the first in his current role after serving as Senior Vice President-Sales and Marketing for both the Dolphins and the stadium last year. In his present position, Galante is responsible for the supervision of the ticket office for the Dolphins and Pro Player Stadium, while also being involved in the overall business operations for both entities.

Galante spent his first six years in Miami overseeing Pro Player Stadium ticket sales, including the last three seasons as Vice President - Ticket Sales and Operations. During that time, he also oversaw the ticket operations of the Florida Marlins, including their inaugural season in 1993 and their World Championship season in 1997. He also held marketing and ticket sales positions with the Chicago Cubs from 1983-92.

He and his wife, Barbara, live in Davie with their son, Christian.

# HARVEY GREENE

## Vice President - Media Relations



**College: Pennsylvania**

**NFL: 13th Season**

**Dolphins: 13th Season**

**Born: March 5, 1953**

Harvey Greene is in his 13th season with the Miami Dolphins, having been named as Vice President - Media Relations in March of 1998 after spending his first nine seasons with the club (1989-97) as Director of Media Relations. He and his staff are responsible for implementing the team's media policy on both a local and a national level.

During his tenure with the Dolphins, Greene and his staff twice were recipients of the Pete Rozelle Award (1993, 1999), an annual honor awarded by the Professional Football Writers of America to the NFL's best PR department. In addition, Greene also has worked on the NFL public relations staff at 11 of the past 12 Super Bowls and at the 1992 Pro Bowl.

Prior to joining the Dolphins, Greene spent almost four seasons as the Director of Media Relations for the New York Yankees (1986-89), and three years as Director of Public Relations and Broadcasting for the Cleveland Cavaliers (1983-86), where he twice won the McHugh/Splaver Award (1984, 1985) as the outstanding PR Director in the NBA. He also served as a Venue Press Chief for the men's and women's basketball competition at the 1984 Olympic Games in Los Angeles and for the 1994 Soccer World Cup. He will supervise media center operations for figure skating and short-track speed skating at the 2002 Winter Olympic Games in Salt Lake City.

Greene, an avid runner who has completed eight marathons (including four Boston and two London Marathons), resides in Pembroke Pines.

# JIM ROSS

## Vice President - Sales and Marketing



**College: Colorado**

**NFL: Second Season**

**Dolphins: Second Season**

**Born: April 27, 1961**

In his second season with the Dolphins, Ross was named as Vice President - Sales and Marketing for the team and Pro Player Stadium in February of 2000. Ross is responsible for the sales, marketing and promotional efforts for both the stadium and the Dolphins.

Ross re-joined Wayne Huizenga's sports properties after a season as President of AFL Properties of the Arena Football League. Prior to joining the AFL, Ross spent the previous four seasons (1996-99) as Vice President of Sales and Marketing for the Florida Marlins, including their World Championship season of 1997. With the Marlins, he oversaw the club's day-to-day sales and marketing operation, including season and group ticket sales, sponsorships, promotions, and in-game entertainment. He also has held marketing and promotional positions with the New York Mets (including Vice President of Marketing) as well as with Sports Illustrated and World Wide Ski Corporation.

Ross serves on the Hugs and Kisses Board of the Miami Children's Hospital as well as the Genetic Disease Foundation. He also is on the Board of Directors of the Florida Sports Awards and serves on the Florida Atlantic University MBA Sports Management Advisory Board.

Ross resides in Miami with his wife, Elisa, their son, Alexander, and daughter, Emily.



# DAVE WANNSTEDT

## Head Coach

**College:** Pittsburgh

**NFL:** 13th Season

**Dolphins:** Second Season

**Born:** May 21, 1952



Dave Wannstedt was named Head Coach of the Miami Dolphins on January 16, 2000. He became the fourth head coach in club history, joining Jimmy Johnson (1996-99), Don Shula (1970-95), and George Wilson (1966-69). Wannstedt originally signed a three-year contract and was signed to a one-year contract extension through the 2003 season on February 2, 2001.

Wannstedt is in his 26th season of coaching at major colleges and in the NFL. He has been on 17 winning teams, ten bowl teams, five NFL playoff teams and one Super Bowl champion. As a college assistant, Wannstedt's teams had a 106-45-4 record, including a 6-4 mark in bowl games. Combined with a 7-4 mark in NFL playoff games, his overall postseason record is 13-8.

In 2000, his first season as the Dolphins' head coach, Wannstedt led the team to an 11-5 record and the AFC East championship, his first division title, and the first by the Dolphins since 1994. Wannstedt's 11 wins were the most he recorded in his seven years as a head coach, and the Dolphins' 11-5 record was the team's best mark since 1992. In addition, having gone 9-7 in 1999, the two-game improvement under Wannstedt in 2000 was Miami's largest since the team went 11-5 in 1992 after going 8-8 the previous year. As a measure of the team's success in 2000, the Dolphins sent seven players to the Pro Bowl, the most since 1984, when the team advanced to the Super Bowl.

Wannstedt's reputation as an outstanding defensive coach was underlined in 2000 as the Dolphins finished third in the NFL in defensive points allowed, giving up a total of 226 points, the fewest ever allowed by a Dolphins team in a 16-game season. Under Wannstedt, the Dolphins also recorded an NFL high 28 interceptions, and their plus-15 takeaway/giveaway ratio was the best by a Dolphins team since 1983. Overall, it was the fourth best mark in franchise history.

Following the regular season, Wannstedt led the Dolphins to the AFC Divisional Round of the playoffs, defeating the Indianapolis Colts, 23-17, in overtime in a memorable first round game. His playoff appearance was his second trip to the post-season as an NFL head coach, and in both instances he won a playoff game while advancing to the Divisional Round. For his efforts in 2000, Wannstedt won a "Terry" Award as NFL Coach of the Year by FOX analyst Terry Bradshaw and received consideration for NFL Coach of the Year honors. In addition, he received the Florida Sports Award as the Pro Coach of the Year in the state of Florida for 2000.

Prior to being named Miami's head coach in 2000, Wannstedt served as the Dolphins' Assistant Head Coach under Johnson in 1999. In that capacity, he had a broad range of coaching responsibilities working with the team's offensive, defensive, and special teams staffs, as the Dolphins qualified for the postseason and won their first road playoff game since 1972 while advancing to the AFC Divisional Round game. In addition to his coaching duties, Wannstedt also was involved in the team's college and pro personnel evaluation process as well.

His current tenure with the Dolphins actually is Wannstedt's second tour of duty with the team. Prior to the start of the 1989 season, he served as Miami's linebackers coach for seven weeks under Shula before being named by Johnson as defensive coordinator with the Dallas Cowboys that February.

Before joining the Dolphins in 1999, Wannstedt served the previous six years (1993-98) as Head Coach of the Chicago Bears. In those six seasons in Chicago, Wannstedt posted 41 wins, the third most victories by a coach in the club's storied 80-year history. His teams posted back-to-back winning seasons in 1994 and 1995, but working with three personnel directors in six years resulted in major roster changes that ultimately affected the club's foundation that Wannstedt established.

In 1996, the Bears finished strongly, winning five of nine games after the bye week despite a rash of injuries that resulted in 19 different starters on offense and 18 on defense during the course of the season. In addition, they posted a 6-2 record at Soldier Field, recording their best home mark since 1991.

In 1995, the Bears again posted a strong finish en route to a 9-7 record, winning their final two games for the first time since 1986. Chicago's 4-4 mark in the NFC Central Division was their best mark since 1991. The club also led the NFL in fewest penalties for the second straight season. Just minutes after the Bears finished the year with a 20-14 win over Philadelphia, they were denied a play-

off berth when the Atlanta Falcons upset the San Francisco 49ers to claim the final wild card spot when playoff tiebreakers separated the teams that finished 9-7.

In 1994, Wannstedt led the Bears back to the playoffs after a three-year hiatus. The team's 9-7 regular season mark earned a wild card berth which led to a first round upset of NFC Central champion Minnesota at the Metrodome, the first road playoff win by Chicago since 1984. Wannstedt was named NFC Coach of the Year by Football News, UPI and Kansas City's 101 Club and was among the top three finishers for the NFL Coach of the Year by AP, Pro Football Writers, The Sporting News, Pro Football Weekly and Football Digest.

The Bears were one of four NFC Central teams in the playoffs, a berth earned after a four-game winning streak at midseason moved the team from 4-4 to 8-4. The Bears posted a season-high 35 points in beating the Vikings in the Wild Card game before losing to the eventual Super Bowl champion San Francisco the next week on the road in a Divisional Round contest. Six of Chicago's seven losses in 1994 were against playoff teams, and among the Bears' wins were triumphs over four-time defending AFC Champion Buffalo and at Miami.

In 1993, Wannstedt's first season in Chicago, the Bears finished with a 7-9 record highlighted by two impressive winning streaks. After an 0-2 start, the Bears won three straight games, including a 17-6 win against the then undefeated Philadelphia Eagles (4-0) at Veterans Stadium. A four-game winning streak, which included a NFL-first three road wins in 12 days, had Chicago in a first place tie in the NFC Central with four games remaining. The Bears were in the midst of the playoff chase until the 17th week of the season as the team improved two games from their 5-11 record in 1992, the season before Wannstedt arrived in Chicago. In just his first year as a head coach, Wannstedt was among the top vote getters for the NFL Coach of the Year Award.

Wannstedt's stint as defensive coordinator of the Dallas Cowboys (1989-92) under Jimmy Johnson marked his first coaching position in the NFL. In Dallas, he took over a defense that had ranked 20th in the league the year prior to his arrival. By 1990, his defense led the league against the pass and was 18th against the run, and he was named The National's NFL Assistant Coach of the Year. In 1991, the Cowboys improved to ninth against the run as they made the playoffs for the first time since 1985. Wannstedt's success made him a finalist for the Pittsburgh Steelers head coaching position following the 1991 season, prompting Johnson to give him the additional position of Assistant Head Coach in January, 1992.

In 1992, Wannstedt's defense was the youngest in the NFL yet ranked first in the league, allowing an average of just 245.8 yards per game, including just 77.8 yards rushing. The exclamation point to his tenure in Dallas came in Super Bowl XXVII when his defense forced nine turnovers as the Cowboys routed the Buffalo Bills 52-17. Overall, the Cowboys improved from a 1-15 team when Wannstedt became defensive coordinator in 1989 to a 16-3 World Championship club in his final season in Dallas.

Wannstedt began his coaching career in 1975 as defensive line coach at the University of Pittsburgh under his college coach, Johnny Majors. Jimmy Johnson joined the Panthers' staff in 1977, and in 1979 Wannstedt followed Johnson to Oklahoma State, where Johnson had taken the head coaching position. Wannstedt served as defensive line coach with the Cowboys from the 1979-80 seasons before being promoted to defensive coordinator in 1981, a spot he held for two years. He then served on Ted Tollner's staff at USC as defensive line coach for three seasons (1983-85) before re-joining Johnson as the defensive coordinator at the University of Miami. In his three seasons in that position (1986-88), Miami's defense held opponents to a 2.2-yard average per carry, yielded an average of 10.9 points per game and averaged 48 sacks a season. In 1987 the Hurricanes won the national championship, posting a perfect 12-0 record including an Orange Bowl win over Oklahoma. Overall, his defenses in Miami produced 11 players who were drafted by the NFL, including five in the first two rounds.

Wannstedt is a native of Pittsburgh, where he attended Baldwin High School. He then earned a bachelors degree in physical education and a masters in curricular supervision at the University of Pittsburgh, where he played offensive tackle (1970-73). He captained the team his senior year at Pitt, which featured freshmen Tony Dorsett and Matt Cavanaugh. He was selected by the Green Bay Packers in the 15th round of the 1974 draft but spent the season on Injured Reserve with a neck injury. The next year he began his coaching career when he joined Majors' staff at Pitt.

Born on May 21, 1952, he and his wife, Jan, reside in Davie, where they are both active in many local charitable, church, and community projects. They have two daughters, Keri (24) and Jami (20).



# WANNSTEDT'S CAREER RECORD

YEAR	TEAM	POSITION	REGULAR SEASON	POST-SEASON	POSTSEASON RECAP
1975	Univ. of Pittsburgh	Assistant	7-4	1-0	Won Sun Bowl, 35-19 (Kansas)
1976	Univ. of Pittsburgh	Assistant	11-0	1-0	Won Sugar Bowl, 27-3 (Georgia)*
1977	Univ. of Pittsburgh	Assistant	8-2-1	1-0	Won Gator Bowl, 34-3 (Clemson)
1978	Univ. of Pittsburgh	Assistant	8-3	0-1	Lost Tangerine Bowl, 30-17 (N.C. St.)
1979	Oklahoma St. Univ.	Def. Line	7-4		
1980	Oklahoma St. Univ.	Def. Line	4-7		
1981	Oklahoma St. Univ.	Def. Line	7-4	0-1	Lost Independence Bowl, 24-14 (Texas A&M)
1982	Oklahoma St. Univ.	Def. Coord.	4-5-2		
1983	Univ. of Southern Cal	Def. Line	4-6-1		
1984	Univ. of Southern Cal	Def. Line	8-3	1-0	Won Rose Bowl, 20-17 (Ohio St.)
1985	Univ. of Southern Cal	Def. Line	6-5	0-1	Lost Aloha Bowl, 24-3 (Alabama)
1986	Univ. of Miami	Def. Coord.	11-0	0-1	Lost Fiesta Bowl, 14-10 (Penn St.)
1987	Univ. of Miami	Def. Coord.	11-0	1-0	Won Orange Bowl, 20-14 (Okla.)*
1988	Univ. of Miami	Def. Coord.	10-1	1-0	Won Orange Bowl, 23-3 (Nebraska)
1989	Dallas Cowboys	Def. Coord.	1-15		
1990	Dallas Cowboys	Def. Coord.	7-9		
1991	Dallas Cowboys	Def. Coord.	11-5	1-1	Won NFC Wild Card, 17-13 (Chicago)
1992	Dallas Cowboys	Asst. Head Coach/Def. Coord.	13-3	3-0	Won Super Bowl XXVII, 52-17 (Buffalo)†
1993	Chicago Bears	Head Coach	7-9		
1994	Chicago Bears	Head Coach	9-7	1-1	Won NFC Wild Card, 35-18 (Minn.)
1995	Chicago Bears	Head Coach	9-7		
1996	Chicago Bears	Head Coach	7-9		
1997	Chicago Bears	Head Coach	4-12		
1998	Chicago Bears	Head Coach	4-12		
1999	Miami Dolphins	Asst. Head Coach	9-7	1-1	Won AFC Wild Card, 20-17 (Seattle)
2000	Miami Dolphins	Head Coach	11-5	1-1	AFC East Champions, Won AFC Wild Card, 23-17 (Indianapolis)

\* National Champions

† Super Bowl Champions

	REGULAR SEASON				ALL GAMES			
	W	L	T	PCT.	W	L	T	PCT.
Collegiate Assistant .....	106	44	4	.701	112	48	4	.695
NFL Assistant .....	41	39	0	.513	46	41	0	.529
NFL Head Coach .....	51	61	0	.456	53	63	0	.457
<b>26-YEAR COACHING HISTORY</b>	<b>198</b>	<b>144</b>	<b>4</b>	<b>.578</b>	<b>211</b>	<b>152</b>	<b>4</b>	<b>.580</b>

## CAREER COACHING NOTES AND HONORS

2000-	<b>Head Coach, Miami Dolphins</b>
2000	AFC Eastern Division Champions AFC Wild Card Playoff win (23-17, vs. Indianapolis, Dec. 30, 2000) NFL Coach of the Year (Terry Award), FOX-TV Pro Coach of the Year, Florida Sports Awards
1999	<b>Assistant Head Coach, Miami Dolphins</b> Dolphins win AFC First-Round Playoff game at Seattle, 20-17, for Miami's first road playoff victory since 1972
1993-98	<b>Head Coach, Chicago Bears</b>
1997	Becomes third winningest coach in Bears history
1994	NFC Wild Card Playoff win (35-18, at Minnesota, Jan. 1, 1994) NFC Coach of the Year

<b>1989-92</b>	<b>Assistant Head Coach/Defensive Coordinator, Dallas Cowboys</b>
1992	Assistant Head Coach/Defensive Coordinator; Cowboys win world championship, defeating Buffalo 52-17 in Super Bowl XXVII
1989-91	Defensive Coordinator
<b>1986-88</b>	<b>Defensive Coordinator, University of Miami</b>
1987	Hurricanes go undefeated (12-0) in winning national championship
<b>1983-85</b>	<b>Defensive Line Coach, Southern California</b>
<b>1979-82</b>	<b>Defensive Line Coach/Defensive Coordinator, Oklahoma State</b>
1981-82	Defensive Coordinator
1979-80	Defensive Line Coach
<b>1975-78</b>	<b>Assistant Coach, University of Pittsburgh</b>
1976	Panthers go undefeated (12-0) in winning national championship

## WANNSTEDT VS. THE NFL

TEAM	Chicago Regular Season			Chicago Playoffs			Miami Regular Season			Miami Playoffs		Total		
	W	L	T	W	L		W	L	T	W	L	W	L	T
Arizona	1	1	0	0	0		0	0	0	0	0	1	1	0
Atlanta	1	1	0	0	0		0	0	0	0	0	1	1	0
Baltimore	1	0	0	0	0		1	0	0	0	0	2	0	0
Buffalo	2	0	0	0	0		2	0	0	0	0	4	0	0
Carolina	1	0	0	0	0		0	0	0	0	0	1	0	0
Chicago	0	0	0	0	0		0	0	0	0	0	0	0	0
Cincinnati	0	1	0	0	0		1	0	0	0	0	1	1	0
Cleveland	0	0	0	0	0		0	0	0	0	0	0	0	0
Dallas	2	1	0	0	0		0	0	0	0	0	2	1	0
Denver	0	2	0	0	0		0	0	0	0	0	0	2	0
Detroit	4	8	0	0	0		1	0	0	0	0	5	8	0
Green Bay	1	11	0	0	0		1	0	0	0	0	2	11	0
Indianapolis	0	0	0	0	0		1	1	0	1	0	2	1	0
Jacksonville	1	1	0	0	0		0	0	0	0	0	1	1	0
Kansas City	1	1	0	0	0		0	0	0	0	0	1	1	0
Miami	2	0	0	0	0		0	0	0	0	0	2	0	0
Minnesota	3	9	0	1	0		0	1	0	0	0	4	10	0
New England	0	2	0	0	0		2	0	0	0	0	2	2	0
New Orleans	1	2	0	0	0		0	0	0	0	0	1	2	0
N.Y. Giants	1	1	0	0	0		0	0	0	0	0	1	1	0
N.Y. Jets	1	1	0	0	0		0	2	0	0	0	1	3	0
Oak./LA Raiders	1	1	0	0	0		0	0	0	0	1	1	2	0
Philadelphia	2	1	0	0	0		0	0	0	0	0	2	1	0
Pittsburgh	0	2	0	0	0		0	0	0	0	0	0	2	0
St.L./LA Rams	3	3	0	0	0		0	0	0	0	0	3	3	0
San Diego	2	0	0	0	0		1	0	0	0	0	3	0	0
San Francisco	0	0	0	0	1		0	0	0	0	0	0	1	0
Seattle	0	0	0	0	0		1	0	0	0	0	1	0	0
Tampa Bay	7	5	0	0	0		0	1	0	0	0	7	6	0
Tenn./Hou	2	0	0	0	0		0	0	0	0	0	2	0	0
Washington	0	2	0	0	0		0	0	0	0	0	0	2	0
<b>TOTALS</b>	<b>40</b>	<b>56</b>	<b>0</b>	<b>1</b>	<b>1</b>		<b>11</b>	<b>5</b>	<b>0</b>	<b>1</b>	<b>1</b>	<b>53</b>	<b>63</b>	<b>0</b>



# WANNSTEDT VS. NFL COACHES

During Dave Wannstedt's seven-year career as a head coach in the National Football League, he has coached against 42 different NFL head coaches in regular season action. Wannstedt has recorded at least one win in his battles with 33 of the 42 coaches he has faced. In addition, Wannstedt either leads or is tied in the lifetime regular season series with 28 of the 42 coaches he has faced.

## REGULAR SEASON

(Active NFL coaches are in **Bold**)

Bill Belichick.....	2-0	Jon Gruden.....	0-0	Ray Rhodes .....	1-0
Brian Billick .....	1-0	Jim Haslett.....	0-0	Mike Riley .....	1-0
Rich Brooks .....	1-1	Mike Holmgren .....	2-11	Bobby Ross.....	4-3
Dave Campo .....	0-0	Dick Jauron .....	0-0	Buddy Ryan .....	1-0
Dom Capers.....	1-0	Jimmy Johnson.....	1-0	<b>M. Schottenheimer .....</b>	<b>1-1</b>
Pete Carroll.....	1-1	Chuck Knox.....	1-1	<b>Mike Shanahan .....</b>	<b>0-1</b>
Tom Coughlin.....	1-1	Rich Kotite.....	1-1	Art Shell .....	0-1
Bill Cowher .....	0-2	Dick LeBeau .....	1-0	<b>Mike Sherman .....</b>	<b>1-0</b>
Butch Davis .....	0-0	Marv Levy .....	2-0	Dave Shula .....	0-1
Mike Ditka .....	0-1	Ted Marchibroda .....	1-0	Don Shula .....	1-0
Tony Dungy .....	2-5	Steve Mariucci.....	0-0	<b>George Seifert.....</b>	<b>0-0</b>
Herman Edwards.....	0-0	<b>Mike Martz .....</b>	<b>0-0</b>	Barry Switzer .....	1-1
Jim Fassel .....	0-0	Dave McGinnis .....	0-0	Vince Tobin .....	0-1
Jeff Fisher.....	2-0	<b>Jim Mora .....</b>	<b>2-2</b>	Norv Turner.....	0-2
Wayne Fontes.....	3-5	<b>Marty Mornhinweg .....</b>	<b>0-0</b>	<b>Dick Vermeil .....</b>	<b>1-1</b>
Chan Gailey .....	1-0	Bill Parcells .....	0-2	Mike White .....	1-0
Jerry Glanville .....	1-0	Wade Phillips .....	2-1	<b>Gregg Williams .....</b>	<b>0-0</b>
<b>Dennis Green .....</b>	<b>3-10</b>	Dan Reeves .....	1-2	Sam Wyche.....	5-1
Al Groh.....	0-2	<b>Andy Reid .....</b>	<b>0-0</b>		

## PLAYOFFS

Dennis Green .....	1-0	Jim Mora .....	1-0	George Seifert.....	0-1
Jon Gruden.....	0-1				



## DOLPHIN FACT

Miami owns an 8-4 record in games following a bye week. In 1990, Miami followed a bye with a 17-10 win over New England. In 1991, the Dolphins returned to action with a 10-6 win at Indianapolis. In 1992, Miami opened the season with a bye (due to Hurricane Andrew) and came back with a 27-23 win at Cleveland. In 1993, the Dolphins had two bye weekends and rebounded with a 22-13 win over Buffalo and a 41-27 win over Indianapolis. In 1994, the Dolphins came back from a bye weekend and won by a 23-3 score at New England. In 1995, the Dolphins returned to action with a 26-23 win at Cincinnati. Miami lost for the first time after a bye when they dropped a 22-15 decision to Seattle in 1996. In 1997, Miami followed a bye with a 17-14 win over Kansas City. In 1998, they dropped a 20-9 decision to the New York Jets, in 1999 they were defeated by the Buffalo Bills, 23-18, on a Monday night and last year they were handed a 40-37 overtime loss by the New York Jets, also on a Monday night. They are 7-4 in games preceding the bye week.

In 2001, the Dolphins will take on the New York Jets at the Meadowlands on October 14 before the bye and return from the off-week on October 28 on the road against the Seattle Seahawks.

# KEITH ARMSTRONG



## Special Teams

**College:** Temple

**NFL:** Eighth Season

**Dolphins:** First Season

**Born:** December 15, 1963

Keith Armstrong is entering his first season as the Dolphins' special teams coach, having been named to the post on January 15, 2001 by Head Coach Dave Wannstedt.

Armstrong joins the Dolphins after serving the previous four seasons (1997-00) in the same role with the Chicago Bears. Last year, Chicago's special teams blocked a pair of opponent field goal attempts while also ranking fourth in the NFL in punt return defense, allowing an average of just 7.0-yards per return. In 1998 and 1999, the Bears' special teams unit ranked fourth overall in the NFL based on a formula consisting of numerous categories. In 1999, his group recovered six fumbles and blocked an NFL-high four field goals. In 1998, the Bears' special teams units led the league in points scored (26) and blocked kicks (four). In Armstrong's four seasons, the Bears ranked in the top ten in the NFL in punt return average, punt coverage and kickoff coverage twice each. In 1999, they led the league in kickoff coverage, having allowed an average of just 16.6 yards per return.

Armstrong first started in the NFL with the Atlanta Falcons in 1994, where he served as a defensive assistant. He coached the Falcons' safeties in 1995 and the secondary in 1996 before moving on to Chicago.

A four-year letterman (1983-86) as a running back and defensive back at Temple University, Armstrong started his coaching tenure as a graduate assistant at his alma mater in 1987. He went to the University of Miami (Fla.) in 1988 where he worked with the defensive backs and special teams on a staff that was headed by former Dolphins Head Coach Jimmy Johnson and also included current Head Coach Dave Wannstedt and offensive line coach Tony Wise. Armstrong spent one year with the Hurricanes before joining the Akron staff as receivers coach in 1989. A one-year tenure there preceded his move to Oklahoma State, where he served three years (1990-92) as secondary coach under current Dolphins tight ends coach Pat Jones, then OSU's head coach. His final collegiate post came as linebackers and special teams coach at Notre Dame in 1993.

A native of Philadelphia, Pa., Armstrong attended Bishop Egan High School. He was born on December 15, 1963. He and his wife, Kathleen, have two daughters, Kaitlin and Kristin.

### KEITH ARMSTRONG COACHING HISTORY

1987	Temple – Graduate Assistant
1988	University of Miami (Fla.) – Defensive backs and special teams coach
1989	Akron – Receivers coach
1990-92	Oklahoma State – Secondary coach
1993	Notre Dame – Linebackers and special teams coach
1994-96	Atlanta Falcons – Defensive Assistant (1994) Safeties Coach (1995) Secondary Coach (1996)
1997-00	Chicago Bears – Special Teams Coach



### DOLPHIN FACT

Miami was 10-4 in games in which the team had an interception in 2000. The Dolphins own a 159-59-1 (.728) record since 1980 in regular season games which they have at least one interception.



# JIM BATES

## Defensive Coordinator

**College:** Tennessee

**NFL:** 11th Season

**Dolphins:** Second Season

**Born:** May 31, 1946



Jim Bates is entering his second season as the Dolphins' defensive coordinator. He was named to the post by Head Coach Dave Wannstedt on January 24, 2000. Prior to joining the Dolphins, Bates spent the previous four years (1996-99) with the Dallas Cowboys, including each of the last two as that team's Assistant Head Coach/Defensive Line. He was the Cowboys' linebackers coach from 1996-97.

In Bates' first season as defensive coordinator, the Dolphins ranked fourth in the AFC and sixth in the NFL in overall defense, allowing an average of 289.8 yards per outing. They were third in the conference and fifth in the league in pass defense, permitting an average of 181.3 yards a contest. In addition, the Dolphins yielded an average of only 14.1 points per game, the third-best mark in the NFL. Their 226 total points allowed were the fewest points ever allowed by a Dolphins team in a 16-game season. Bates' unit also exhibited aggressiveness by forcing 41 turnovers, which ranked third in the AFC and fourth in the NFL. This included an NFL-high 28 interceptions. Following the 2000 season, five players (Trace Armstrong, Sam Madison, Brock Marion, Jason Taylor, Zach Thomas) from Bates' defense were selected to play on the AFC Pro Bowl squad.

Before joining Dallas in 1996, Bates spent one year as defensive coordinator with the Atlanta Falcons (1994) and one season (1995) as the secondary coach with the Cleveland Browns, his second stint with that team. He was Cleveland's linebackers coach in 1991 and their defensive ends coach from 1992-93.

Bates got his start in the pro coaching ranks as defensive coordinator with the San Antonio Gunslingers of the USFL in 1984. He was promoted to Head Coach for the 1985 season and served one year in that post. He was the defensive coordinator with the Arizona Outlaws of the USFL in 1986 before the league folded. He also was an assistant with the Detroit Drive of the Arena League in 1988. Following that, he was the linebackers coach at the University of Tennessee in 1989 and the defensive coordinator/secondary coach at the University of Florida in 1990.

Bates began his coaching career as a graduate assistant at the University of Tennessee in 1968. After a stint as Head Coach at Sevier County (Tenn.) High School, he coached the freshmen at the University of Southern Mississippi in 1972. He moved on to Villanova University for the next two years where he was the Wildcats' offensive line coach in 1973 and the linebackers coach the following season. A two-year stop (1975-76) as linebackers coach at Kansas State and a one-year tenure (1977) as secondary coach at West Virginia preceded Bates' appointment as secondary coach at Texas Tech in 1978. He added the title of defensive coordinator in 1980 and spent the next four years in that post for the Red Raiders.

Born May 31, 1946 in Oxford, Mich., Bates was a linebacker at the University of Tennessee from 1964-67. He and his wife, Beverly, reside in Dania Beach. Bates has two sons, James and Jeremy, one grandson and a granddaughter. James, a former linebacker at the University of Florida, was a defensive captain on the Gators' 1996 National Championship team.

## JIM BATES COACHING HISTORY

1968	University of Tennessee - Graduate Assistant
1972	University of Southern Mississippi - Freshman Coach
1973-74	Villanova University - Offensive Line Coach (1973) Linebackers Coach (1974)
1975-76	Kansas State - Linebackers Coach
1977	West Virginia University - Secondary Coach
1978-83	Texas Tech University - Secondary Coach (1978-79) Defensive Coordinator/Secondary Coach (1980-83)
1984-85	San Antonio Gunslingers (USFL) - Defensive Coordinator (1984) Head Coach (1985)
1986	Arizona Outlaws (USFL) - Defensive Coordinator
1988	Detroit Drive (Arena League) - Assistant Coach
1989	University of Tennessee - Linebackers Coach
1990	University of Florida - Defensive Coordinator/Secondary Coach
1991-93	Cleveland Browns - Linebackers Coach (1991) Defensive Ends Coach (1992-93)
1994	Atlanta Falcons - Defensive Coordinator
1995	Cleveland Browns - Secondary Coach
1996-99	Dallas Cowboys - Linebackers Coach (1996-97) Assistant Head Coach/Defensive Line (1998-99)
2000-	Miami Dolphins - Defensive Coordinator

## DOUG BLEVINS

**Kicking**

**College: East Tennessee State**

**NFL: Fifth Season**

**Dolphins: Fifth Season**

**Born: August 3, 1963**

Doug Blevins enters his fifth season with the Dolphins after being named to his position in 1997. In his role, Blevins works with the Dolphins' placekickers.

During Blevins' four-year tenure with the team, kicker Olindo Mare has become one of the top kickers in the NFL. Last season, Mare shattered his own team record by converting 90.3 percent of his field goal attempts (28 of 31). Mare's career field goal accuracy rate of .836 now stands as the second-best in NFL history. In 1999, Mare set an NFL record by kicking 39 field goals and became just the second kicker in team history to be voted to the Pro Bowl and the first since Garo Yepremian in 1978.

Prior to joining the Dolphins, Blevins served as kicking coordinator for the NFL Europe League from 1995-97 and in 1999. Blevins also did consulting work with the New York Jets in 1994 and the New England Patriots in 1996.

A 1988 graduate of East Tennessee State University, Blevins started his coaching career as a student assistant in 1982 while at the University of Tennessee. He worked with the kickers for the Volunteers for two seasons before being named kicking coach at Emory & Henry College in Emory, Virginia, in 1984. He joined the staff at East Tennessee State in 1986, and served as a consultant with the kickers there through 1987, while also continuing his undergraduate work. From 1988-92, Blevins coached high school football in Virginia before starting his own kicking consulting company in 1993. He still owns the Davie, Fla., based company.

In addition to his work with the Dolphins, Blevins also serves as the special teams coach with the Florida Bobcats of the Arena League.

A native of Abingdon, Virginia, Blevins has a son, Roman Douglas (3/4/98). Blevins was born August 3, 1963, in Abingdon, Va.



## DOUG BLEVINS COACHING HISTORY

1982-83	University of Tennessee – Student Assistant/Kickers
1984-85	Emory & Henry College – Kicking Coach
1986-87	East Tennessee State University – Kicking Consultant
1995-97,	
1999	World League – Kicking Coordinator
1997-	Miami Dolphins – Kicking Coach

# CLARENCE BROOKS



## Defensive Line

**College:** Massachusetts

**NFL:** Ninth Season

**Dolphins:** Second Season

**Born:** May 20, 1951

Clarence Brooks is entering his second season as the Dolphins' defensive line coach. He was named to the position by Head Coach Dave Wannstedt on January 24, 2000. Brooks joined the Dolphins after spending the 1999 season in the same post with the Cleveland Browns.

This marks Brooks' second coaching stop with Wannstedt, having worked for him from 1993-98 as defensive line coach with the Chicago Bears.

Of the Dolphins' 48 sacks last year, defensive linemen accounted for 42.5 of them. Defensive ends Trace Armstrong and Jason Taylor combined for 31 sacks, ranking them as the most productive sack tandem in Dolphins history and the top duo in the NFL in 2000. Armstrong's 16.5 sacks led the AFC and were tied for second in the NFL, while Taylor's total of 14.5 was second in the conference and fifth in the league. Both were named as starters to the AFC Pro Bowl squad, the first time that teammates have been chosen to start at defensive end in the Pro Bowl since the 1992 season (1993 Pro Bowl) when Philadelphia's Reggie White and Clyde Simmons were picked.

Prior to joining the Bears in 1993, Brooks spent the previous three seasons (1990-92) as the defensive line coach at the University of Arizona. That followed a nine-year stay (1981-89) at Syracuse University. He spent his first six years there tutoring the outside linebackers for the Orangemen, and his final three seasons as defensive line coach. His initial full-time coaching post came in 1976, overseeing the defensive ends at the University of Massachusetts, a position in which he served four seasons. In addition, during the summer of 1989, Brooks worked in the Dallas Cowboys' training camp as part of the team's minority coaching fellowship program.

Born May 20, 1951, Brooks was an offensive guard at the University of Massachusetts from 1970-72, and was the team captain his final season. He and his wife, Justa, have a son, Jason, and a daughter, Adrienne.

## CLARENCE BROOKS COACHING HISTORY

1976-80	University of Massachusetts – Defensive Ends Coach
1981-89	Syracuse University – Outside Linebackers Coach (1981-86) Defensive Line Coach (1987-89)
1990-92	University of Arizona – Defensive Line Coach
1993-98	Chicago Bears – Defensive Line Coach
1999	Cleveland Browns – Defensive Line Coach
2000-	Miami Dolphins – Defensive Line Coach

# JOEL COLLIER



## Running Backs

**College:** Northern Colorado

**NFL:** 12th Season

**Dolphins:** Eighth Season

**Born:** December 25, 1963

Joel Collier enters his eighth season with the Dolphins and his fourth as running backs coach, having been named to the position on February 11, 1998.

Last season, he helped resurrect the career of Lamar Smith, who finished tenth in the AFC with 1,139 yards rushing, the second-best single season figure ever by a Dolphin.

Over Collier's first two years as running backs coach, he tutored three different players who finished among the top five rookie rushers in the NFL in their respective rookie seasons.

As a defensive assistant with the Dolphins from 1994-97, Collier assisted in coaching the team's linebackers and in the overall football operation. In 1997, Collier worked extensively with rookie linebacker Derrick Rodgers, a third-round draft choice who garnered several all-rookie accolades, including Sports Illustrated's Defensive Rookie of the Year.

Collier joined the Dolphins after having worked three seasons (1991-93) in various capacities with the New England Patriots. He served in the pro scouting department in 1993 and worked as assistant running backs and wide receivers coach from 1991-92.

Collier joined the Patriots after serving as an offensive assistant with the Tampa Bay Buccaneers in 1990. Prior to his experience with the Bucs, Collier worked two years with the quarterbacks and running backs as a graduate assistant at Syracuse University.

A three-year starter at inside linebacker at Northern Colorado, Collier was a three-time academic All-North Central Conference performer. He received his bachelor's degree in social science education.

Collier, the son of former Bills head coach and longtime Broncos defensive coordinator Joe Collier, is married to Shirley Ann. The couple has one son, Jeremy Grayson (4/16/96) and they live in Plantation. He was born on December 25, 1963, in Buffalo, N.Y.

### JOEL COLLIER COACHING HISTORY

- 1988-89 Syracuse University – Graduate Assistant (QB's and RB's)
- 1990 Tampa Bay Buccaneers – Offensive Assistant
- 1991-93 New England Patriots – Ass't Running Backs and Receivers Coach (1991-92)  
Pro Scouting (1993)
- 1994- Miami Dolphins – Defensive Staff Assistant (1994-97)  
Running Backs Coach (1998-)



### DOLPHIN FACT

In the 35-year history of the franchise, the Dolphins have had 19 dual 100-yard receiving games, 20 including playoffs. The most frequent duo has been Mark Clayton and Mark Duper, who combined for four dual 100-yard receiving games. Overall, Clayton was part of eight such games while Duper was in seven. The most recent game in which the Dolphins had two receivers surpass the 100-yard mark occurred on December 5, 1999 when Tony Martin accumulated 109 yards and a touchdown on six receptions and Oronde Gadsden totaled 103 yards and a score on six catches against the Colts at Pro Player Stadium. It marked the second time in 1999 that this tandem accounted for 100-yard receiving performances in the same game. The first occurred in the initial meeting with the Colts, on October 10 at the RCA Dome.



# ROBERT FORD

## Wide Receivers

**College:** Houston

**NFL:** 11th Season

**Dolphins:** Fourth Season

**Born:** June 21, 1951



Robert Ford enters his 11th season as an NFL assistant and his fourth with the Dolphins. He was named the team's wide receivers coach in 1998.

In two of Ford's three seasons tutoring the team's receiving corps, the Dolphins have had three receivers record more than 40 receptions. In Ford's first season in Miami, wide receiver O.J. McDuffie led the NFL with a team-record 90 receptions. McDuffie became the first Dolphin ever to lead the league in receiving. In addition, Ford has been instrumental in the development of Oronde Gadsden, who joined the Dolphins in 1998 from the Arena League and has totaled 152 receptions in his first three NFL seasons, including a team-high 56 in 2000. Gadsden's 19 touchdown receptions over the last three years are the fourth-most by a Dolphin in his first three years with the club. His 2,302 receiving yards are the fifth-highest figure ever by a Dolphin in his first three years with the team.

Ford first broke into the NFL as an assistant with the Dallas Cowboys in 1991. During his seven seasons tutoring the club's tight ends, Jay Novacek was voted to the Pro Bowl five times (1991-95). From 1991-95, Novacek recorded 280 receptions, more than any other NFL tight end during this five-year span. Before joining Dallas on a full-time basis, Ford spent the summer of 1990 with the Cowboys as part of the club's Minority Coaching Fellowship Program.

Prior to joining the Cowboys, Ford spent 16 seasons as an assistant at both the high school and collegiate levels. He began his coaching career in 1973 at Saginaw (Michigan) High School. He embarked on his collegiate tenure the following year, tutoring the wide receivers at Western Illinois where he spent 1974-76. That was followed by stops at New Mexico (1977-79), Oregon State (1980-81) and Mississippi State (1982-83). His first pro job came as receivers coach with the Houston Gamblers of the USFL in 1985. Ford returned to the collegiate ranks where he held posts at Kansas (1986), Texas Tech (1987-88) and Texas A&M (1989-90) preceding his NFL stint.

A native of Belton, Texas, Ford earned his degree in education from the University of Houston and his master's in athletic administration from Western Illinois. At Houston, where he played wide receiver from 1970-72, Ford led the Cougars in receiving, punt returns and kickoff returns in his final season, when he earned third-team All-America accolades. He is the only player in NCAA history to account for two 99-yard receptions. Born June 21, 1951 in Belton, Ford and his wife, Janice, have two sons, Bobby and Jason. The family resides in Pembroke Pines.

### ROBERT FORD COACHING HISTORY

1974-76	Western Illinois University – Wide Receivers Coach
1977-79	University of New Mexico – Wide Receivers Coach
1980-81	Oregon State University – Wide Receivers Coach
1982-83	Mississippi State University – Wide Receivers Coach
1985	Houston Gamblers (USFL) – Wide Receivers Coach
1986	Kansas University – Wide Receivers Coach
1987-88	Texas Tech University – Wide Receivers Coach
1989-90	Texas A&M – Wide Receivers Coach
1991-97	Dallas Cowboys – Tight Ends Coach
1998-	Miami Dolphins – Wide Receivers Coach



# CHAN GAILEY

## Offensive Coordinator

**College:** Florida  
**NFL:** 14th Season  
**Dolphins:** Second Season  
**Born:** January 5, 1952

Chan Gailey is entering his second season as the Dolphins' offensive coordinator, having been named to the post on February 1, 2000 by Head Coach Dave Wannstedt. Gailey joined the Dolphins after spending the previous two years (1998-99) as the Head Coach of the Dallas Cowboys. Under Gailey, the Cowboys compiled a composite regular season record of 18-14 in his two seasons, qualified for the playoffs both years, and captured the NFC Eastern Division title in 1998. In addition, the Cowboys finished in the top five in the NFL in both fewest turnovers and fewest interceptions in each of Gailey's two seasons as Head Coach, including a number one ranking in both categories in 1998.

In Gailey's first season with the Dolphins, he helped guide a running game which amassed 1,894 yards, the most by a Dolphins team since 1984. Lamar Smith finished tenth in the AFC with 1,139 yards rushing, the second-highest single-season total by a Dolphin, marking just the seventh time (fifth player) that a Dolphin has reached the 1,000-yard rushing plateau. In the seven seasons that Gailey has been either a coordinator or head coach in the NFL, he has had a player attain the 1,000-yard rushing mark each time.

Before joining the Cowboys in 1998, Gailey spent the previous four seasons (1994-97) with the Pittsburgh Steelers, including each of the last two as offensive coordinator. His first two years there were spent tutoring the club's wide receivers. In Gailey's four seasons with the Steelers, the team won the AFC Central Division crown each time, appeared in the AFC Championship Game on three occasions and made one trip to the Super Bowl. Pittsburgh finished second in the NFL in rushing offense in 1996, averaging 143.7 yards per game. In Gailey's final season with the Steelers, he presided over the league's top-ranked rushing team, one that amassed an average of 154.9 yards per contest.

The NFL team with which Gailey has coached now has reached postseason play each of the last seven years and ten of his 13 seasons overall.

Gailey got his start in the NFL coaching ranks as an assistant with the Denver Broncos in 1985. He served as a defensive assistant and special teams coach in his first season there before moving to the offensive side in 1986. He served two years (1986-87) as the Broncos' special teams and tight ends coach prior to taking over the task as quarterbacks coach in 1988. He was promoted to offensive coordinator/receivers coach in 1989, and served two years in that position. During Gailey's six-year stay in Denver, the team finished first or second in the AFC West on five occasions and made three Super Bowl appearances. Following his tenure in Denver, Gailey was named Head Coach with the Birmingham Fire of the World League in 1991, and in his two seasons there, the Fire qualified for the playoffs both times. A stop as Head Coach at Samford University in 1993 preceded his stint with the Steelers.

Gailey began his coaching career as a graduate assistant at the University of Florida in 1974, where he spent the next two years. From there, he moved on to his first full-time position, as secondary coach at Troy (Ala.) State, where he served from 1976-78. That was followed by a four-year stint (1979-82) at the Air Force Academy, the final two as defensive coordinator. He returned to Troy State in 1983 and spent the next two seasons there as the school's Head Coach. He led the team to a Division II national championship in 1984.

Born January 5, 1952 in Gainesville, Ga., Gailey was a three-year letterman (1971-73) as a quarterback at the University of Florida. He graduated from Florida in 1974 with a degree in physical education. Gailey and his wife, Laurie, have two sons, Tate (26) and Andrew (22).



## CHAN GAILEY COACHING HISTORY

1976-78	Troy State University – Secondary Coach
1979-82	Air Force Academy – Defensive Assistant (1979-80) Defensive Coordinator (1981-82)
1983-84	Troy State University – Head Coach
1985-90	Denver Broncos – Defensive Assistant and Special Teams Coach (1985) Special Teams and Tight Ends Coach (1986-87) Quarterbacks Coach (1988) Offensive Coordinator/Receivers Coach (1989-90)
1991-92	Birmingham Fire (World League) – Head Coach
1993	Samford University – Head Coach
1994-97	Pittsburgh Steelers – Wide Receivers Coach (1994-95) Offensive Coordinator (1996-97)
1998-99	Dallas Cowboys – Head Coach
2000-	Miami Dolphins – Offensive Coordinator

# JOHN GAMBLE

## Strength and Conditioning

**College: Hampton Institute**

**NFL: Eighth Season**

**Dolphins: Eighth Season**

**Born: June 26, 1957**

John Gamble enters his eighth season with the Dolphins as strength and conditioning coach, having been named to the position on March 16, 1994. Gamble has the primary responsibility in the area of strength and conditioning for the club.

In his position, Gamble is responsible for the organization and implementation of the programs for the team's overall conditioning development. Brad Roll, the club's assistant strength coach, assists Gamble with the implementation of the programs and his interaction with the Dolphins' training and medical staffs. Gamble was named by the Professional Strength Coaches Society as its 1998 Coach of the Year.

Gamble joined the Dolphins after having served ten years (1984-93) as the head strength coach at the University of Virginia. He also served two seasons as assistant strength coach (1982-83) and one year on a part-time basis (1981) at Virginia. He was named 1985 Strength Coach of the Year by the National Strength and Conditioning Association. At Virginia, Gamble helped develop such future NFL stars as Jim Dombrowski, Jeff Lageman, Herman Moore and Ray Roberts.

Gamble served an eight-year stint as state director for the National Strength and Conditioning Association and was named Outstanding State Director for Region II in 1984.

A world renowned powerlifter, Gamble was the number-one ranked powerlifter in the world in the 275-pound class from 1981 to 1983. His personal records for total pounds in three lifts while competing in the United States Powerlifting Federation was 2,270 pounds, and he has personal bests of full squat, 892 lbs.; bench press, 573 lbs., and dead lift, 826.5 lbs. in those three elements. Gamble was inducted into the U.S. Weightlifting Hall of Fame in York, Pa. in June of 1999.

Gamble played linebacker at Hampton Institute and was selected first-team Black College All-American. He also earned All-Central Intercollegiate Athletic Association honors in football and in track and field.

Married to Sharon, the couple has three sons, John Nathan, III (12/16/87), Austin Craig (9/27/90) and Tucker Scott (9/19/95) and they live in Ft. Lauderdale. He was born on June 26, 1957, in Richmond, Va.

## JOHN GAMBLE COACHING HISTORY

1982-93	University of Virginia – Assistant Strength Coach (1982-83) Head Strength Coach (1984-93)
1994-	Miami Dolphins – Strength Coach (1994-95) Strength and Conditioning Coach (1996-

# JUDD GARRETT

## Offensive Quality Control



**College:** Princeton

**NFL:** Fifth Season

**Dolphins:** Second Season

**Born:** June 25, 1967

Judd Garrett is entering his fifth season as an NFL assistant and his second with the Dolphins after spending the previous three seasons (1997-99) in a similar capacity with the New Orleans Saints. In his role with the Dolphins, Garrett is in charge of quality control on the offensive side of the ball.

A native of Cleveland, Ohio, Garrett was a three-year starter (1987-89) as a running back at Princeton University, where he was named the Ivy League Player of the Year and a Division I-AA All-American his senior season. He was selected by the Philadelphia Eagles in the 12th round of the 1990 draft, and after being released by the Eagles in training camp, Garrett spent the 1990 season as an assistant coach at Princeton. He went on to play with the London Monarchs of the World League from 1991-92. In his first year there, he led the league in receptions and was an All-League pick. His 71 receptions in 1991 stood as a league record until the 2000 season. After spending the 1993 season on the Dallas Cowboys' practice squad, Garrett played two years in the Canadian Football League, with the Las Vegas Posse in 1994 and the San Antonio Texans in 1995. He coached one year (1996) at his prep alma mater, University High School in Cleveland, prior to joining the Saints.

Garrett was born on June 25, 1967 in Abington, Pa. Garrett is continuing his family tradition in the NFL. His father, Jim, is a scout with the Dallas Cowboys. His older brother, John, is an assistant coach with the Cincinnati Bengals, while another older brother, Jason, is a quarterback with the New York Giants. Judd and his wife, Kathy, who was an All-America soccer player at Princeton, have two sons, Calvin (eight) and Campbell (three), and a daughter, Frances (six).

### JUDD GARRETT COACHING HISTORY

1990	Princeton University – Offensive Assistant
1997-99	New Orleans Saints – Offensive Assistant
2000-	Miami Dolphins – Offensive Assistant

# PAT JONES

## Tight Ends



**College:** Arkansas

**NFL:** Seventh Season

**Dolphins:** Sixth Season

**Born:** November 4, 1947

Pat Jones begins his sixth season as the Dolphins' tight ends coach after being named to the position in 1996. It is Jones' seventh year in the NFL after spending 1995 with the Chicago Bears as a special assistant with the offensive line. Prior to joining the Bears, he spent 11 seasons as head coach at Oklahoma State University (1984-94) and 22 years at the collegiate level. Overall, he has been in the profession for 33 years.



Jones led Oklahoma State to a 62-60-3 record during his tenure in Stillwater and was at the helm during the school's only 10-win seasons (1984, 1987 and 1988) in its football history. He led the Cowboys to four bowl games (1984 and 1985 Gator Bowl, 1987 Sun Bowl and 1988 Holiday Bowl) with three victories during his 11 seasons. Jones finished as the school's all-time winningest coach and 11th-most successful coach all-time in Big Eight history. He was twice named Big Eight Coach of the Year (1984 and 1992) and was National Coach of the Year by Football Yearbook in 1984.

Jones coached nine All-Americans at OSU, including Thurman Thomas, Hart Lee Dykes, Leslie O'Neal, and Barry Sanders. Dykes ended his career as the all-time leading receiver in Big Eight history, O'Neal was a Lombardi Award finalist in 1985, and Sanders won the Heisman Trophy in 1988.

Jones became Oklahoma State's head football coach when Jimmy Johnson left to become head coach at the University of Miami in 1984 and he was promoted from assistant head coach/defensive coordinator. Jones' inaugural season at OSU saw the Cowboys achieve its highest national ranking (second in the UPI poll and third in the AP ratings) prior to a regular-season finale against Oklahoma for the Big Eight title. The Cowboys finished the season with ten wins and a final ranking of fifth in UPI and sixth in AP. Jones' ten wins was just the third time in conference history that a rookie head coach had achieved that milestone, joining Oklahoma's Barry Switzer and Colorado's Chuck Fairbanks. In addition, his Cowboys teams finished three other seasons ranked in the Top 20 with finishes of 17th in 1985, 11th in 1987 and 11th in 1988. During his tenure at OSU, Jones also coached in the 1986 Japan Bowl, the 1988 Hula Bowl, and the 1992 Blue-Gray Game.

Jones began his coaching career in the Little Rock (Ark.) public schools in 1969 before moving on to the collegiate level as assistant defensive line coach at Arkansas under then-defensive coordinator Jimmy Johnson (1974-75). He also made stops as defensive ends coach at Southern Methodist (1976-77), defensive ends coach at Pittsburgh with Johnson in 1978, and defensive ends coach/defensive coordinator at Oklahoma State (1979-83), before taking the head coaching position at OSU in 1984.

Raised in Little Rock, Ark., Jones played collegiately at Arkansas Tech in 1965 before transferring to Arkansas for 1966-67 as a walk-on linebacker and nose guard.

Jones lives in Ft. Lauderdale and was born on November 4, 1947, in Memphis, Tenn.

#### PAT JONES COACHING HISTORY

1974-75	University of Arkansas – Graduate Assistant/Defensive Line (1974) Assistant Defensive Line Coach (1975)
1976-77	Southern Methodist University – Defensive Ends Coach
1978	University of Pittsburgh – Defensive Ends Coach
1979-94	Oklahoma State University – Defensive Ends/Defensive Coordinator (1979-81, 1983) Offensive Coordinator (1982) Head Coach (1984-94)
1995	Chicago Bears – Offensive Line Special Assistant
1996-	Miami Dolphins – Tight Ends Coach

## BILL LEWIS

### Defensive Nickel Package

**College:** East Stroudsburg State

**NFL:** Sixth Season

**Dolphins:** Sixth Season

**Born:** August 5, 1941



Bill Lewis is in his sixth season with the Dolphins after being named defense nickel package coach in 1996. Lewis joined the NFL coaching ranks after 32 years (1963-94) of coaching at the collegiate level. He teams with Mel Phillips in tutoring the Dolphins' defensive backs.

He spent 1995 as athletic director at The Marist School in Atlanta after three seasons as head coach at Georgia Tech University from 1992-94. Prior to his stint at Georgia Tech, Lewis served as head coach at East Carolina for three seasons (1989-91), during which time he led the Pirates to an 11-1 record and a victory in the Peach Bowl over North Carolina State following the 1991 season. At the conclusion of the '91 campaign, Lewis received National Coach of the Year honors from A.F.C.A., UPI and Scripps-Howard.

Lewis began his coaching career at East Stroudsburg (Pa.) State in 1963 and made stops as defensive backs coach at Pittsburgh (1966-68), Wake Forest (1969-70), Georgia Tech (1971-72) and Arkansas (1973-76). He became head coach at Wyoming in 1977 and spent three years at the helm of the Cowboys. He began a nine-year stint at the University of Georgia in 1980 as defensive backs coach before occupying the job of defensive coordinator in his last eight seasons with the Bulldogs.

While in Athens, the Bulldogs won the 1980 National Championship and during his nine years at the school, Georgia appeared in nine straight bowl games and won three Southeastern Conference titles. He coached 23 All-SEC honorees and seven All-Americans.

Lewis was a four-year letterman at quarterback at East Stroudsburg (Pa.) State from 1959-62 and earned Little All-America honors during his playing days. In addition, Lewis spent two years in the Detroit Tigers' minor league system as a pitcher.

He and his wife, Sandy, reside in Ft. Lauderdale, and have two sons, Mark and Geoff, and three daughters-in-law, Lisa, Laurel and Dawn. Lewis was born on August 5, 1941, in Bristol, Pa.

#### BILL LEWIS COACHING HISTORY

1963-65	East Stroudsburg St. University – Quarterbacks/Receivers/Secondary Coach
1966-68	University of Pittsburgh – Defensive Backs Coach
1969-70	Wake Forest University – Defensive Backs Coach
1971-72	Georgia Tech – Defensive Backs Coach
1973-76	University of Arkansas – Defensive Backs Coach
1977-79	University of Wyoming – Head Coach
1980-88	University of Georgia – Defensive Backs (1980) Defensive Coordinator/Defensive Backs (1981-88)
1989-91	East Carolina University – Head Coach
1992-94	Georgia Tech – Head Coach
1996-	Miami Dolphins – Defensive Nickel Package Coach

## ROBERT NUNN

**Ass't Defensive Line/Defensive Quality Control**

**College: Oklahoma State**

**NFL: Second Season**

**Dolphins: Second Season**

**Born: June 10, 1965**



Robert Nunn is entering his second season as an NFL assistant after spending the previous nine years at Georgia Military College in Milledgeville, Ga. In his role with the Dolphins, Nunn is in charge of quality control on the defensive side of the ball, while also working with defensive line coach Clarence Brooks in tutoring the club's linemen.

Nunn first went to Georgia Military College as defensive coordinator in 1991. He was promoted to Head Coach and Athletic Director the following year, a position in which he served through 1999. From 1994-95, he coached current Dolphins defensive lineman Lorenzo Bromell, who played at the school during that time. In his eight seasons as Head Coach, Nunn led the school to a composite record of 66-19.

Nunn was a four-year letterman as a linebacker at Oklahoma State, from 1983-84 and 1986-87. In his first year at OSU, Nunn played under former Dolphins Head Coach Jimmy Johnson. He played for current Dolphins tight ends coach Pat Jones each of his final three sea-





sons. Upon completing his collegiate career, Nunn spent the 1988 season as defensive line coach at Northeastern Oklahoma University. He left the following year to take the job as defensive ends coach at the University of Tennessee, a post that he manned for two seasons. In his first year with the Volunteers (1989), Nunn worked with current Dolphins defensive coordinator Jim Bates, who was Tennessee's linebackers coach that season.

Born June 10, 1965 in Apache, Oklahoma, Nunn has a daughter, Josie.

#### ROBERT NUNN COACHING HISTORY

1988	Northeastern Oklahoma University – Defensive Line Coach
1989-90	University of Tennessee – Defensive Ends Coach
1991-99	Georgia Military College – Defensive Coordinator (1991) Head Coach (1992-99)
2000-	Miami Dolphins – Assistant Defensive Line/Defensive Assistant



# MEL PHILLIPS

## Secondary

**College: North Carolina A&T**  
**NFL: 22nd Season**  
**Dolphins: 17th Season**  
**Born: January 6, 1942**

Mel Phillips enters his 17th season as a coach for the Dolphins, teaming with Bill Lewis in coaching the secondary for the sixth consecutive year. During his first 12 years with the club, Phillips was defensive backs coach.

Under Phillips, Dolphins defensive backs have had a knack for coming up with the big play, having returned nine interceptions or fumbles for touchdowns over the last six years. In Phillips' 16 previous seasons, the team's defensive backs have brought back a total of 20 interceptions or fumbles for touchdowns. In 1998, Miami registered an NFL-high 29 interceptions, the second-most in team history, trailing only the 32 from 1978. Last season, Phillips' unit again led the league in interceptions, snaring 28 enemy passes, including an AFC-high seven by strong safety Brian Walker. Cornerback Sam Madison and free safety Brock Marion were voted to the AFC Pro Bowl squad, the first time since 1974 that two Dolphins defensive backs were chosen for the Pro Bowl in the same season. All four starters in Miami's secondary tallied at least five interceptions in 2000, as the Dolphins became the first NFL team since the 1981 Tampa Bay Buccaneers to have at least four players record five or more interceptions in the same season. Phillips has been instrumental in the development of Madison, who now has been voted to the Pro Bowl each of the last two years, the only cornerback in team history to earn that honor. In addition, Madison has recorded 21 interceptions over the last four years, tied for the second-most in the NFL during this four-year stretch.

Before coming to Miami in 1985, the 59-year-old Phillips previously held the same position for five seasons with the Detroit Lions (1980-84).

Phillips, a native of Shelby, N.C., played 12 seasons for the San Francisco 49ers (1966-77), including eight as a starter at strong safety. A tenacious hitter during his playing days, his career statistics include ten interceptions for 106 return yards (including a 35-yard TD in 1970). Phillips twice won the 49ers' Len Eshmont Award, symbolic of the team's most valuable player. Following his retirement from the 49ers, Phillips worked for the city of San Francisco's juvenile probation department until joining the Lions.

Collegiate, Phillips attended North Carolina A&T, where he played both ways as a defensive back and a running back. As a senior, he rushed for 648 yards and 11 touchdowns on 100 carries, and also caught 19 passes for 277 yards and four scores. That season (1965), A&T won the conference championship and Phillips intercepted two passes and rushed for two TDs in the title game. Phillips also lettered for the swimming and track teams at A&T.

Mel and his wife, Patricia, have two daughters, Paulette (6/4/67) and Yvette (5/9/73) and live in Miami Lakes. He was born on January 6, 1942, in Shelby, N.C.

## MEL PHILLIPS COACHING HISTORY

1980-84 Detroit Lions – Defensive Backs Coach  
1985- Miami Dolphins – Defensive Backs Coach (1985-95)  
Secondary Coach (1996-)

## BRAD ROLL

### Ass't Strength and Conditioning

**College:** Stephen F. Austin

**NFL:** Ninth Season

**Dolphins:** Sixth Season

**Born:** July 4, 1958

The 2001 season will be the sixth that Brad Roll and Strength and Conditioning Coach John Gamble have worked alongside one another. Roll was named assistant strength and conditioning coach in 1996. He joined the club after three seasons in the NFL with the Tampa Bay Buccaneers. In addition to his duties with the team's strength program, on gamedays Roll is responsible for charting formations and personnel for the Dolphins' defense in the coaching booth.

Roll joined the Bucs as strength and conditioning coach in 1993 and was instrumental in helping to develop and implement the club's offseason conditioning program. He went to Tampa Bay after spending the 1989-92 seasons in a similar capacity at the University of Miami. While at UM, the team won the national championship in 1989 and 1991, and Roll worked with players such as Cortez Kennedy, Russell Maryland, Warren Sapp and Leon Searcy.

Prior to his arrival at Miami, Roll was the strength and conditioning coach at the University of Kansas from 1987-88, and while at the school, he worked closely with KU's 1988 national championship basketball team, which included Head Coach Larry Brown and forward Danny Manning, who currently is playing in the NBA. From 1981-86, Roll served as the first full-time strength and conditioning coach at the University of Louisiana-Lafayette and he was a graduate assistant at Stephen F. Austin, his alma mater, in 1980.

Roll played collegiately at Blinn (Texas) Junior College and Stephen F. Austin, where he was a center. He holds a bachelor's and a master's degree in education. He also studied at the Moscow (Russia) Sports Institute during the summers of 1985 and 1986, as well as with the German Olympic weightlifting coaching and training staff in Leipzig in 1987.

He lives in Ft. Lauderdale and was born on July 4, 1958, in Houston, Texas.

## BRAD ROLL COACHING HISTORY

1980 Stephen F. Austin University – Graduate Assistant  
1981-86 University of Louisiana-Lafayette – Strength and Conditioning Coach  
1987-88 Kansas University – Strength and Conditioning Coach  
1989-92 University of Miami – Strength and Conditioning Coach  
1993-95 Tampa Bay Buccaneers – Strength and Conditioning Coach  
1996- Miami Dolphins – Assistant Strength and Conditioning Coach



## DOLPHIN FACT

In the 1984 season, the Dolphins established a number of NFL season records, including most yards gained (6,936), most yards gained by passing (5,018), most first downs (387), most touchdowns (70), most passing touchdowns (49) and most PATs (66).



# BOB SANDERS

## Linebackers

**College: Davidson**

**NFL: First Season**

**Dolphins: First Season**

**Born: December 5, 1953**



Bob Sanders is entering his first season as an NFL assistant following a 22-year tenure as an assistant at the collegiate level, including the last 11 years (1990-00) at the University of Florida.

Sanders coached virtually every position on the defensive side of the ball during his stint in Gainesville, including the 2000 season as the Gators' assistant defensive coordinator/linebackers coach. At Florida, Sanders was a part of five SEC championship teams, including the 1995 club that claimed the national title. While at Florida, the Gators ranked in the top ten in rushing defense in eight of his 11 seasons, including the three best performances in school history. They also finished first in the SEC in quarterback sacks four straight seasons (1996-99). In 1994, Sanders was named the SEC's Assistant Coach of the Year.

While at the University of Florida, Sanders tutored nine players who earned All-America accolades. He also coached such future first round draft choices as DE Kevin Carter, DT Ellis Johnson, LB Jevon Kearse and DE Huey Richardson.

Sanders began his collegiate coaching career as an assistant at Georgia Tech in 1978. After spending one year as a high school head coach in 1979, Sanders re-joined the college ranks as an assistant at East Carolina University in 1980. Following a three-year stint as defensive line/linebackers coach with the Pirates, Sanders spent the next two seasons (1983-84) as linebackers coach at the University of Richmond. From 1985-89, he was as an assistant at Duke University, where he was co-defensive coordinator while also working with the team's defensive ends and outside linebackers. In his final season at Duke, the Blue Devils claimed the ACC championship as they posted a record of 8-4, the school's first conference title since 1965.

Sanders is a native of Jacksonville, N.C., where he prepped at Jacksonville High School. He went on to earn three letters at Davidson College, from 1973-75, and received his degree in political science from the school. He was born on December 5, 1953. Sanders and his wife, Kathie, have two daughters, Lindsay and Sarah, and a son, Robby.

### BOB SANDERS COACHING HISTORY

1978	Georgia Tech University – Assistant Defensive Line Coach
1980-82	East Carolina University – Defensive Line/Linebackers Coach
1983-84	Richmond University – Linebackers Coach
1985-89	Duke University – Outside Linebackers/Defensive Ends/Co-Defensive Coordinator
1990-00	University of Florida – Defensive Ends Coach (1990) Banditbacks/Gatorbacks/Assistant Defensive Co-Coordinator (1991-93) Ass't Defensive Coordinator/Defensive Ends (1994-97) Ass't Defensive Coordinator/Defensive Ends/Strongside Linebackers (1998) Ass't Head Coach/Defensive Ends/Strongside Linebackers (1999) Ass't Defensive Coordinator/Linebackers (2000)

### DOLPHIN FACT



The Dolphins owned a 2-2 record in 2000 in games decided by three points or less and a 3-4 record in games decided by seven points or less. In games decided by three points or less, Miami is 61-47-4 (.563) since the team's inception in 1966. Miami's record in games decided by seven or fewer points is 116-96-4 (.546).

# MIKE SHULA

## Quarterbacks

**College: Alabama**

**NFL: 14th Season**

**Dolphins: Fourth Season**

**Born: June 3, 1965**



Mike Shula is entering his second season as the Dolphins' quarterbacks coach. He was named to his present position by Head Coach Dave Wannstedt on February 7, 2000. This is Shula's second stint with the Dolphins, having served as a coaches' assistant with the club from 1991-92. In addition, this marks his second stint working with Wannstedt, after Shula served as tight ends coach with the Chicago Bears under Wannstedt from 1993-95.

In his first season tutoring the club's quarterbacks, Jay Fiedler completed 57.1 percent of his passes, while leading the Dolphins to ten victories as a starter, his first season as a starting quarterback in the NFL.

Shula re-joined the Dolphins organization after spending the previous four years (1996-99) as offensive coordinator with the Tampa Bay Buccaneers. The Bucs qualified for the playoffs in two of Shula's four seasons with the club, and in 1999 won the NFC Central Division and reached the NFC Championship game. Shula got his initial NFL coaching post in 1988 with the Bucs, as an offensive assistant. He was promoted to quarterbacks coach in 1990, and spent one year in that post.

Shula was a four-year letterman (1983-86) as a quarterback at the University of Alabama, where he started each of his final three seasons. He completed 298 of 552 passes for 3,881 yards with 33 touchdowns and 30 interceptions in his collegiate career. He was a two-time All-SEC selection and led the Crimson Tide to victories in the Aloha Bowl and Sun Bowl over his final two seasons. As a junior, he became only the second Alabama quarterback ever to throw for more than 2,000 yards in a season. He earned his bachelor's degree in labor relations from Alabama. Shula was a 12th-round draft choice of Tampa Bay in 1987 and was on the Bucs' roster for part of the '87 season.

A native of Miami, Shula is the son of former Dolphins Head Coach Don Shula (1970-95), the winningest coach in NFL history and a member of the Pro Football Hall of Fame. Mike prepped at Miami's Columbus High School where he was an all-state performer his senior season when he led the school to the state championship game. He also earned all-state accolades as a senior. He was born on June 3, 1965, in Baltimore, Md. Shula and his wife, Shari, have a daughter, Samantha.

### MIKE SHULA COACHING HISTORY

1988-90	Tampa Bay Buccaneers – Offensive Assistant (1988-89) Quarterbacks Coach (1990)
1991-92	Miami Dolphins – Coaches' Assistant
1993-95	Chicago Bears – Tight Ends Coach
1996-99	Tampa Bay Buccaneers – Offensive Coordinator
2000-	Miami Dolphins – Quarterbacks Coach



### DOLPHIN FACT

Entering 2001, there are eight NFL teams which have never beaten the Dolphins in a regular-season game in Miami. The Dolphins are 4-0 vs. Arizona, 1-0 vs. Baltimore, 5-0 vs. Denver, 3-0 vs. Detroit, 6-0 vs. Green Bay, 3-0 vs. New Orleans, 5-0 vs. Philadelphia and 3-0 vs. Washington. Carolina and Jacksonville both have yet to play a regular season game in Miami. The Dolphins play host to Denver and Carolina in 2001.



# TONY WISE

## Offensive Line

**College: Ithaca College**

**NFL: 13th Season**

**Dolphins: First Season**

**Born: December 28, 1951**



Tony Wise was named the Dolphins' offensive line coach on January 15, 2001 by Head Coach Dave Wannstedt. Wise brings 12 years of NFL coaching experience to the team's staff, having served most recently in the same capacity with the Carolina Panthers each of the last two years (1999-00).

In Wise's first year with the Panthers, the offensive line led a rushing attack that averaged 4.3-yards per rush attempt, the fifth-best figure in the league. Prior to his stint in Carolina, Wise worked with Wannstedt for six years with the Chicago Bears. He was the team's offensive line coach from 1993-94, and added the title of assistant head coach from 1995-98. In four of those six seasons, the Bears ranked in the top ten in the NFL in sacks allowed, including a number one finish in 1995 (15 sacks).

Wise embarked on his NFL coaching career in 1989 with the Dallas Cowboys, and guided that club's offensive line through 1992. In his final season there, Wise's unit allowed the second-fewest sacks in the NFL (23) as Dallas captured the first of two straight Super Bowl titles.

Wise began his coaching career in 1973 tutoring the outside linebackers at Albany State. He then spent a year each at Bridgeport, Central Connecticut and Washington State, before moving on to the University of Pittsburgh, where he served from 1977-78, and worked with former Dolphins Head Coach Jimmy Johnson, Wannstedt and current Dolphins tight ends coach Pat Jones. Wise joined the Oklahoma State staff in 1979, and had a five-year stint with the Cowboys. During that time, Johnson was the head coach, and both Wannstedt and Jones served on the staff as well. He then spent one year at Syracuse (1984), before re-joining Johnson and Wannstedt at the University of Miami from 1985-88, where he was part of the Hurricanes' 1987 National Championship team.

From 1969-72, Wise was an offensive lineman at Ithaca College, where he also lettered in lacrosse and hockey. Prior to that, he attended Shaker High School in his hometown of Latham, N.Y. Wise was born on December 28, 1951 in Albany, N.Y.

### TONY WISE COACHING HISTORY

1973	Albany State – Outside Linebackers Coach
1974	Bridgeport – Offensive Line Coach
1975	Central Connecticut State – Offensive Line Coach
1976	Washington State – Assistant Offensive Line Coach
1977-78	University of Pittsburgh – Assistant Offensive Line Coach
1979-83	Oklahoma State – Offensive Line Coach
1984	Syracuse – Offensive Line Coach
1985-88	University of Miami (Fla.) – Offensive Line Coach
1989-92	Dallas Cowboys – Offensive Line Coach
1993-98	Chicago Bears – Offensive Line Coach (1993-94) Assistant Head Coach/Offensive Line (1995-98)
1999-00	Carolina Panthers – Offensive Line Coach

### DOLPHIN FACT



Of the 38 playoff games in the history of the Dolphins, Miami has led at the half on 15 occasions and in those 15 games, the Dolphins are 11-4. In all playoff games, Miami is 20-18.

## FOOTBALL STAFF

### RICK SPIELMAN

#### Vice President - Player Personnel

**College:** Southern Illinois  
**NFL:** 11th Season  
**Dolphins:** Second Season  
**Born:** December 2, 1962



Rick Spielman begins his second season as the Dolphins' Vice President-Player Personnel after being named to the post by Head Coach Dave Wannstedt on May 3, 2000. Spielman joined the Dolphins from the Chicago Bears, where he served as that club's Director of Pro Personnel since 1997.

In his role with the Dolphins, Spielman is responsible for overseeing college scouting, the college draft, pro scouting, free agency and the day-to-day player personnel evaluations on both levels. He also monitors the Dolphins' salary cap and contract negotiations.

Since his arrival in May of last year, Spielman has used free agency, trades and the waiver system to bring in such players as Leslie Shepherd, Terrance Shaw, Jeff Ogden and Jed Weaver, all of whom made critical contributions to Miami's success in 2000. In addition, under Spielman's direction, the club has been able to sign several key performers to long-term contract extensions, including Sam Madison, Daryl Gardener, Patrick Surtain, Derrick Rodgers and Olindo Mare.

Prior to joining the Bears organization in 1997, Spielman spent seven seasons in the player personnel department of the Detroit Lions, including the final two (1995-96) as a pro scout and advance scout. He also was responsible for scouting college players during his tenure in Detroit.

A linebacker at Southern Illinois University from 1983-86, Spielman attended NFL training camps with both the San Diego Chargers (1987) and Detroit Lions (1988) before earning his master's degree from Ohio State in 1989.

A native of Massillon, Ohio, Spielman is the older brother of Chris Spielman, a former Pro Bowl linebacker with the Detroit Lions (1988-95) and Buffalo Bills (1996-98). Rick and his wife, Michele, have two sons, Ronnie and J.D., and they reside in Davie.

### RON LABADIE

#### Director of College Scouting

**College:** Adrian  
**NFL:** 12th Season  
**Dolphins:** 12th Season  
**Born:** April 7, 1949



Ron Labadie was named the Dolphins' Director of College Scouting on May 9, 2001. He was promoted to the post after spending his first 11 years with the club scouting the mid-western states for the Dolphins.

Labadie, 52, joined the Dolphins after serving as head football coach and athletic director at Adrian College. A 1971 graduate of Adrian, Labadie returned to the school as head




football coach in 1982. Through his eight seasons as head coach of the Bulldogs, he posted a 53-20 (.730) collegiate record. He guided the Bulldogs to MIAA Championships in 1983, 1988 and '89, as well as leading his team to NCAA Division III playoff berths in 1983 and 1988. He was given the additional responsibilities of Director of Athletics for Men in May, 1985.

Before returning to Adrian, Labadie served as head football coach at Marshall High School (1974-81), compiling a 42-30 overall record, including a 39-15 mark over his last six years. Under Labadie, Marshall captured Twin Valley Conference Championships in 1976 and '77.

A native of Paw Paw, Michigan, Labadie earned the school's most valuable player award three times (1968-70) and was named captain of the 1969 and '70 teams. He earned first team All-MIAA honors and led the conference with 10 touchdowns in five MIAA games as a senior. He was inducted into the school's Athletic Hall of Fame in 1981.

Labadie and his wife, Marilyn, have three children, Lisa (26), Brad (23) and Ben (19).



# GEORGE PATON

## Director of Pro Personnel

**College: UCLA**  
**NFL: Fifth Season**  
**Dolphins: First Season**  
**Born: May 5, 1969**

George Paton was named the Dolphins' Director of Pro Personnel on June 4, 2001. He joins the club after spending each of the last four seasons in the player personnel department of the Chicago Bears.

With Miami, Paton will be responsible for monitoring the rosters of all 31 NFL clubs, as well as the rosters of teams in all other professional leagues. He also will serve as an advance scout for the Dolphins' next opponent.

Paton was a pro scout in his first three years (1997-99) with the Bears, before being elevated to Assistant Director of Pro Personnel last season. During his tenure in Chicago, Paton was involved in evaluating players in all professional leagues, advance scouting, free agency and the NFL Draft.

Paton was a four-year letterman (1988-91) as a defensive back at UCLA, where he was a part of two Bruin teams that earned Bowl berths. Upon graduating with a degree in history in 1992, Paton played in professional football leagues in both Italy and Austria. Following that, he went into computer sales while also working as an assistant football coach at his prep alma mater, Loyola High School in Los Angeles. In 1996, in addition to his coaching duties, he also served as a producer for a high school football show that aired on Fox Sports West Los Angeles.

Paton (pronounced PAY-ton) was born on May 5, 1969 in Los Angeles.



## DOLPHIN FACT

Former Dolphins Head Coach Don Shula was one of only four coaches in NFL history to have coached the same team for 20 or more consecutive seasons. Shula (1970-95) completed 26 seasons with the Dolphins. Green Bay's Curley Lambeau (1921-49) and Dallas' Tom Landry (1960-88) share the record with 29 seasons each, while Pittsburgh's Chuck Noll (1969-91) and the N.Y. Giants' Steve Owen (1931-53) coached 23 years with their teams.

# TOM HECKERT

## Ass't Director of Pro Personnel



**College:** Youngstown State

**NFL:** 20th Season

**Dolphins:** 13th Season

**Born:** September 18, 1938

Tom Heckert, Sr. is beginning his 13th season with the Dolphins in 2001 and the second in his current role. He initially joined the Dolphins in 1989 as Director of College Scouting, and spent three years in that position. He was named Director of Player Personnel in 1992 and Vice President - Player Personnel in 1995. He spent the 1996-99 seasons as the club's Director of Pro Personnel.

During Heckert's three years as Director of College Scouting, the Dolphins used the draft to add such players as Richmond Webb, Keith Sims, Bryan Cox, Troy Vincent, Marco Coleman, and Dwight Hollier to their roster. In fact, those three drafts produced seven starters, three Pro Bowl selections (Cox, Sims, and Webb) and two Rookie of the Year selections (Coleman and Webb). In Heckert's eight seasons in pro personnel, the Dolphins added such players as Keith Jackson, Irving Fryar, Ron Heller, Trace Armstrong, Terrell Buckley, Olindo Mare, Brock Marion, Oronde Gadsden and Mark Dixon.

Heckert has a varied background in football, including spending seven years as a college scout with the Tampa Bay Buccaneers and the Cleveland Browns. He also has both administrative and coaching experience on the collegiate level as well.

Heckert joined the Dolphins after serving two years (1987-88) as a national scout for the Buccaneers. Prior to joining the Bucs in 1987, he spent the previous five seasons (1982-86) as the midwest area scout for the Browns.

A 1961 graduate of Youngstown (Ohio) State, he began his coaching career as an assistant at Fitch High School in Youngstown in 1961 before a two-year hitch as a Lieutenant in the U.S. Army. He returned to Fitch where he stayed through 1965 prior to enrolling as a graduate assistant at Kent State, where he earned a master's degree in education. He served as Head Coach at Maumee (Ohio) High School in 1967 and 1968 and then moved up to the college ranks as an assistant at Adrian (Michigan) College from 1969-72. He was named Head Coach at Adrian in 1973 and Athletic Director in 1977, where he remained until joining the Browns in 1982. His overall record as a Head Coach at Adrian was 43-36-2. His last three teams there were a combined 23-3-1, including a 9-0 season in 1980.

Heckert and his wife, Rose (married 12/29/62), have two children, Kim and Tom, Jr., and five grandchildren. Tom, Jr. is Director of Player Personnel for the Philadelphia Eagles, after having served with the Dolphins each of the previous ten seasons.

# TOM BRAATZ

## College Scout



**College:** Marquette

**NFL:** 37th Season

**Dolphins:** Tenth Season

**Born:** May 12, 1933

Tom Braatz is entering his first season in his current role after serving as the team's Director of College Scouting since 1992. During his nine-year tenure as the club's Director of College Scouting, Braatz played a key role in the selection of a number of players who made



an immediate impact as rookies, including the 1994 NFL Defensive Rookie of the Year, defensive lineman Tim Bowens, wide receiver O.J. McDuffie, linebackers Zach Thomas and Derrick Rodgers, defensive linemen Daryl Gardener, Jason Taylor, Kenny Mixon and Lorenzo Bromell, cornerbacks Sam Madison and Patrick Surtain, and offensive tackle Todd Wade, a consensus all-rookie selection last year as a second-round draft choice. Over the last five years (1996-00), 31 of the team's 50 draft choices have appeared in at least one regular season game with the club. Three of those players have gone on to earn Pro Bowl status.

Braatz joined the Dolphins with a wealth of NFL experience and is regarded as one of the leading personnel experts in professional football. He is a veteran of 37 years in the NFL as a front office executive, personnel director, and talent scout with the Atlanta Falcons, the Green Bay Packers, and the Dolphins.

Including his stint as a player, the 2001 season will mark the 41st that Braatz has been associated with the NFL.

From 1987 through 1991, Braatz served as Executive Vice President of Football Operations for the Packers, where his duties included the hiring and managing of the scouting staff, conducting the college draft, handling trades and waivers, and conducting contract negotiations with players.

Before joining the Packers on January 31, 1987, Braatz was a member of the Atlanta Falcons' front office since the club's inception in 1965. He joined the team as an area scout, and went on to hold a number of positions with the Falcons, including Director of Player Personnel, Director of Scouting, and General Manager. While in Atlanta, Braatz' principal responsibility was overseeing the draft, where he was responsible for bringing a number of Pro Bowl players to the Falcons including William Andrews, Gerald Riggs, Mike Kenn, Bill Fralic, and Steve Bartkowski. He also handled most of the club's contract negotiations in the later years of his tenure with the Falcons.

Before beginning his executive career in the NFL, Braatz played with the Washington Redskins as a linebacker and closed out his pro career under Tom Landry with the Dallas Cowboys in their charter 1960 season. He played collegiately at Marquette University, where he captained the school's football team as a senior.

Braatz, 68, and his wife, Jeri, have two sons, Tommy, 38, and Jon, 34.

A black and white portrait of Mike Cartwright, a man with a beard and mustache, wearing a suit and tie. To his right is a Miami Dolphins logo featuring a green and orange helmet with a white 'M'.

# MIKE CARTWRIGHT

## College Scout

**College:** Wyoming  
**NFL:** 23rd Season  
**Dolphins:** 19th Season  
**Born:** February 12, 1946

The responsibilities of scouting the western states fall on the shoulders of Mike Cartwright. In his 19th Dolphins season, Cartwright came to the Miami organization from the BLESTO scouting combine. He worked for BLESTO from 1979-82, first as an area scout before being promoted to regional scout.

Cartwright's initial scouting position was with the San Francisco 49ers working for Pro-Line. Prior to that, he was head coach and athletic director at St. Mary's School in Cheyenne, Wyoming, for three years before serving the same tenure as head football coach at Cheyenne East High School. Also a former teacher, Cartwright earned a B.S. in physical education and biological science from the University of Wyoming in 1970.

Mike and his wife, Mary (married 9/25/74), live in Cheyenne. They have a son Jeremy (4/25/77). Mike also has two sons by a previous marriage, Chad (12/12/64) and Brad (12/30/68).

# JOHN CREA

## College Scout

**College:** Albany State

**NFL:** Tenth Season

**Dolphins:** First Season

**Born:** September 28, 1951



John Crea is entering his first season as a member of the Dolphins' scouting staff. In his role, Crea will be responsible for scouting the midwest in the team's scouting system.

Crea joins the Dolphins after spending the previous nine years (1992-00) as a scout with the New York Giants.

A native of Staten Island, New York, Crea began his collegiate playing career at the University of Utah, before transferring to Albany State where he earned three letters as a defensive back and wide receiver on the school's football team. After receiving his degree in English and communications from Albany State, Crea went on to earn his master's in physical education from Arizona State, where he also served as a graduate assistant coach on the football staff. Crea held collegiate assistant posts at Albany State, Kean College, Frostburg (Md.) State and Holy Cross before being named head coach at William Patterson College in New Jersey in 1982. After six years in that position, he left to become head coach at Methodist College in Fayetteville, North Carolina in 1988 and remained there through the 1991 season.

Crea (pronounced CRAY) and his wife, Kathleen, have a daughter, Kelly (18). He was born on September 28, 1951.

# CHRIS GRIER

## College Scout

**College:** Massachusetts

**NFL:** Seventh Season

**Dolphins:** Second Season

**Born:** March 24, 1970



Chris Grier begins his second season with the Dolphins after spending the previous five years in the personnel department with the New England Patriots. In his role with Miami, Grier scouts the southeast region of the United States.

Grier started with the Patriots as an intern in 1994. He joined the club on a full-time basis the following year, and served as a regional scout since that time.

Grier is a 1994 graduate of the University of Massachusetts-Amherst where he played football for two years before injuries ended his career. He spent his final two years there as an undergraduate assistant.

Grier is the son, of Bobby Grier, the former Vice President-Player Personnel with the New England Patriots who currently is the Associate Pro Personnel Director with the Houston Texans. Chris' brother, Michael, plays for the NHL's Edmonton Oilers.

A native of Holliston, Mass., Grier was born on March 24, 1970 in Detroit, Michigan. He resides in Weston with his wife, Paige.



# ANTHONY HUNT



## College Scout

**College:** St. Thomas

**NFL:** Eighth Season

**Dolphins:** Eighth Season

**Born:** November 7, 1971

Anthony Hunt begins his eighth season with the Dolphins and his second as a college scout. Hunt serves as the team's Regional/BLESTO scout while also scouting the northeast and midwest areas in the Dolphins' scouting system.

Hunt joined the Dolphins organization in 1994 following his graduation from St. Thomas University in Miami. In his first six years with the club, Hunt worked in both pro and college scouting.

A Miami native, Hunt attended Archbishop Curley-Notre Dame High School. Born November 7, 1971 in Miami, Anthony and his wife, Suzy, reside in New Jersey, with their son, Keaton.

# JOHNATHON STIGALL



## College Scout

**College:** DePauw

**NFL:** Second Season

**Dolphins:** Second Season

**Born:** December 12, 1975

Johnathon Stigall is entering his second NFL season on a full-time basis. Prior to joining the Dolphins last year, he spent the 1999 season as an intern in the player personnel department of the Chicago Bears, where he worked in both the pro and college areas. In his role with the Dolphins, Stigall is responsible for scouting the central portion of the United States.

Stigall was a four-year letterman (1995-98) as a running back at DePauw University in Greencastle, Indiana. He was an all-conference selection and a second-team Division II All-America choice following his senior season of 1998 when he rushed for 847 yards and 11 touchdowns on 168 attempts and caught 24 passes for 500 yards and six touchdowns. In his career, Stigall amassed 2,415 yards rushing and 27 touchdowns on 532 carries, and had 93 receptions for 1,378 yards and 14 touchdowns. He graduated from DePauw in 1998 with a major in sports science and a minor in education.

Stigall is a native of Oxford, Ohio where he attended Talawanda High School. Born December 12, 1975 in Oxford, he is single and resides in Kansas City, Mo.



## DOLPHIN FACT

In season openers, Miami is 20-14-1. The Dolphins are 13-10-1 in season openers on the road and 7-4 in season openers which have been at home. The Dolphins have won eight straight league-openers, the longest current streak in the NFL.

# NATE SULLIVAN



## Pro Scout

**College:** University of California-Santa Barbara

**NFL:** Fifth Season

**Dolphins:** Fifth Season

**Born:** February 28, 1971

Nate Sullivan was elevated to his current post after spending each of the previous four seasons in the team's pro personnel department. In his role, Sullivan will help evaluate talent in the NFL and other professional leagues. He also will have additional administrative duties in the college area as well.

After joining the club in 1997, Sullivan performed a variety of functions in the pro personnel department including advance scouting and player evaluation.

A 1996 graduate of the University of California-Santa Barbara, Sullivan earned his master's degree in sports administration from St. Thomas University in Miami in 1998.

A native of Pleasant Hill, Calif., Sullivan is single and resides in Davie. He was born on February 28, 1971 in El Segundo, Calif.

# ADAM ENGROFF



## College Scouting Coordinator

**College:** Kansas State

**NFL:** Third Season

**Dolphins:** Third Season

**Born:** September 23, 1974

Adam Engroff was named the Dolphins' college scouting coordinator on May 9, 2001. In his role, Engroff will scout the northeast portion of the country in the team's scouting system, in addition to assuming additional responsibilities in the club's college scouting department.

Engroff first joined the Dolphins in 1999 in the team's college scouting department. During that time, he performed a myriad of functions, including college scouting and draft preparation. Prior to his tenure with the Dolphins, Engroff worked in football operations for the Orange Bowl Committee from 1998-99. He also worked for the Prep Recruiting Network from 1997-98, where he scouted high school football players.

A native of Topeka, Kansas, Engroff received his undergraduate degree from Kansas State in 1997. He went on to earn his master's in sports administration from Lynn University in Boca Raton, Fla., in 2000.

Engroff and his wife, Beth, reside in Pompano Beach, Fla.



## DOLPHIN FACT

The Dolphins hold the NFL record for most consecutive home games won. Miami won 27 straight regular-season home games (31 overall) at the Orange Bowl from 1971-74.



# KEVIN O'NEILL

## Head Athletic Trainer



**College:** Pittsburgh

**NFL:** 13th Season

**Dolphins:** Sixth Season

**Born:** August 2, 1954

Kevin O'Neill joined the Dolphins on March 1, 1996, as Head Athletic Trainer after serving seven seasons in a similar capacity with the Dallas Cowboys. Along with Troy Maurer and Ben Westby, O'Neill is responsible for the day-to-day treatment of injured Dolphins players in coordination with the club's medical staff. He also has other specific administrative duties as assigned by Dolphins Head Coach Dave Wannstedt.

With the Cowboys, O'Neill was part of three Super Bowl championship teams. He also was a member of a National Championship club during his four years (1985-88) as Head Athletic Trainer at the University of Miami (Fla.).

A graduate of the University of Pittsburgh, O'Neill earned his master's degree in physical education from the University of Arizona while serving as athletic trainer for Catalina High School in Tucson, Ariz. O'Neill spent three years as the head athletic trainer at Oregon State, and one year at the University of Central Florida before joining the University of Miami.

A native of Pittsburgh, O'Neill and his wife, Anne, have two daughters, McKenzie and Kaitlyn, and live in Fort Lauderdale.

# TONY EGUES

## Equipment Manager



**College:** St. Thomas

**NFL:** Tenth Season

**Dolphins:** Tenth Season

**Born:** December 22, 1969

Tony Egues begins his seventh year as Dolphins equipment manager after serving in a number of positions in his three previous seasons with the club. Egues is responsible for issuing and ordering all playing equipment for the team. In addition, Egues, along with assistants Charlie Thiele and Joe Cimino, coordinates the transport of the club's equipment to and from each road site, including an American Bowl game in Mexico City in 1997.

The 31-year old Egues began his career with the Dolphins on a part-time basis as an equipment assistant, then joined the club full-time in 1992 as an administrative assistant to the coaching staff. He was named as assistant equipment manager in 1994 and then was promoted to his current position prior to the start of the 1995 season. Egues also was elected by NFL Properties the past four years to serve on their Pro Line advisory board and he was recently elected by his colleagues to serve on the NFL Equipment Managers Committee.

In 2000, Egues was named the Athletic Equipment Managers Association (A.E.M.A.) District III Equipment Manager of the Year.

In 1999, Egues played "Sal the Trainer" in Oliver Stone's movie, "Any Given Sunday," starring Al Pacino and Cameron Diaz. He also served as the film's Technical Advisor.

Egues, and his wife, Lissette, reside in Pembroke Pines, with their daughter, Alexandria.

# DAVID HACK

## Video Director

**College:** Miami (Fla.)

**NFL:** 28th Season

**Dolphins:** 28th Season

**Born:** July 16, 1952



David Hack begins his 17th season with the Dolphins as the club's video director after having served 11 seasons as an assistant in the department. Hack and his assistant, Robert Hack, have the responsibility for providing the coaching and player personnel staffs with their audio/visual needs. They videotape all practices and games and maintain an extensive tape and film library.

During his 27 years with the Dolphins, Hack has shot two Super Bowls and also coordinated the team's video operations on international trips to London, Berlin, Tokyo and Mexico City. He and Robert have also been selected by the NFL to shoot numerous college bowl and all star games, including the Orange Bowl, CarQuest Bowl and Senior Bowl All-Star games. In addition, Hack serves as the AFC East representative to the NFL Video Director's quality control committee.

One of the longest tenured Dolphins employees, Hack holds the distinction of being the only person to be in attendance for all of former quarterback Dan Marino's 242 regular season and 18 playoff games (other than Marino).

Hack and his wife of 26 years, Connie, reside in Pembroke Pines and have two children, Heather (22) and Brett (19).

## DOLPHINS ON THE INTERNET

All the information you need to read and hear about the Miami Dolphins in 2001 can be obtained on the Dolphins web site, located at <http://www.miamidolphins.com>. Miami's official home page contains useful information that is updated on a daily basis throughout the year. Releases, rosters, statistics, depth charts and updated biographies are just a few of the things that are featured. In addition, the site is updated daily with sound bites from Head Coach Dave Wannstedt and Dolphin players. The quality of sound will enable not only fans to hear what the Dolphins are saying, but also can be used by the media. Pre-game and post-game analysis begins in preseason, and on gamedays, the site contains an analysis of the action on the field as it is happening, as well as photos throughout the course of the contest. Fans can submit questions and comments about the team daily. Live chats with Dolphin players, coaches and front office staff will be conducted twice a month. Other information on the Dolphins, in addition to the latest on the National Football League and the other 30 teams, can be accessed through the NFL's home page on <http://www.nfl.com>.




### DOLPHIN FACT

In the 1991 Pro Bowl, wide receiver Mark Clayton caught a nine-yard touchdown pass from Jim Kelly. He joined tight end Ferrell Edmunds, who caught a five-yard scoring toss from Dave Krieg (Seattle) in the '89 game, and Hall of Fame wide receiver Paul Warfield, who caught a 32-yard TD pass from Dolphins teammate Bob Griese in the '74 contest, as the only Dolphin players to have scored a touchdown in the all-star game.





**Dr. George Caldwell**  
Chief Team Physician/  
Orthopedic Consultant



**Dr. Dan Kanell**  
Team Physician/Orthopedic Consultant



**Dr. Erol Yoldas**  
Team Physician/Orthopedic Consultant



**Dr. Frank Finlon**  
Team Physician/Internal Medicine



**Dr. Gerald Kuykendall**  
Team Physician/Internal Medicine



**Dr. Paul Heinemann DDS**  
Consultant/Sports Dentistry



**Dr. Robert Davis**  
Consultant/Optomety & Vision Training



**Dr. James Morris**  
Consultant/Optomety & Vision Training



**Dr. Spencer Baron**  
Consultant/Chiropractic Physician



**Troy Maurer**  
Assistant Athletic Trainer



**Ben Westby**  
Assistant Athletic Trainer/  
Director of Rehabilitation

# MIAMI DOLPHINS IN THE COMMUNITY

The Miami Dolphins take great pride in playing an active role in the South Florida community. By lending support to both civic and community based charitable causes, the Dolphins are able to make an impact in the lives of those who need it the most. The support that the Dolphins are able to provide comes from the teamwork of current and alumni coaches and players, cheerleaders, T.D. (the Dolphins mascot) and front office personnel all working together toward the common goals of helping those in need and supporting the community that has always been there to support the Miami Dolphins.

## MIAMI DOLPHINS FOUNDATION

The Miami Dolphins Foundation was established in 1995 as the fundraising arm of the Miami Dolphins Football Team. The Dolphins,



through the Foundation, have made a commitment to the betterment of South Florida youth through a direct focus on, but not limited to, educational, health, social and community service issues.

The Miami Dolphins Foundation contributes, whenever possible, to charitable groups that are compatible with the philosophy of the Foundation. Resources for contributions are procured through various fundraising events throughout the year.

## EDUCATIONAL PARTNERSHIPS

The Miami Dolphins understand that the education of our South Florida youth is of utmost importance. It is for this reason that the Dolphins have partnered with both Broward and Miami-Dade County Public Schools on several extensive programs.

- **Pro Player Stadium/Miami Dolphins Scholarship** – a \$1,000 scholarship is awarded annually to both a Miami Carol City High School and Miramar High School senior who demonstrates strong community service along with a solid academic performance. A \$500 honorable mention scholarship is also awarded.

- **Teacher of the Year Awards** – one teacher from each Miami-Dade and Broward County partner school is selected as a Teacher of the Year and recognized for their accomplishments during a pre-game, on-field presentation.

- **Student of the Week Program** – working in conjunction with Pro Player Stadium, the Miami Dolphins honor a selected student from each partner school at each regular season home game. The students are selected by their principals and teachers for their citizenship and classroom achievements. In recognition of their accomplishments they are presented with a plaque by Marti Huizenga, wife of Dolphins owner Wayne Huizenga, during an on-field presentation.



Marti Huizenga, wife of team owner Wayne Huizenga, presents plaques to students from each partner school from Miami-Dade and Broward Counties.

## HABITAT FOR HUMANITY

For several years the Miami Dolphins have joined with Habitat for Humanity in sponsoring a home building project for an underprivileged family. In addition to helping build the home, defensive back Sam Madison makes a monetary contribution to Habitat for Humanity for each game he plays in as part of the "Home Team."



Cornerback Sam Madison lays shingle during the annual Habitat For Humanity Building Blitz.

## DAILY BREAD FOOD BANK

The Miami Dolphins have an ongoing relationship with the Daily Bread Food Bank, an organization that provides food to the needy throughout South Florida. The Miami Dolphins team up with the Daily Bread Food Bank on the following projects:

- **Canned Food Drive** – each year the "Make A Difference at the Holidays" canned food drive is held at a Miami Dolphins home game prior to Thanksgiving, against the New York Jets on Sunday, November 18. Fans are encouraged to deposit canned goods and other non-perishable food items in collections containers located at each entrance to the stadium.



• **Thanksgiving Turkey Giveaway** – the Miami Dolphins organization, along with the



Tackle Todd Wade (right) was among the many Dolphins players who purchased and helped to distribute turkeys for underprivileged families during the Thanksgiving holiday.

coaches, players and staff, contribute monetary donations to purchase turkeys for underprivileged families in South Florida. Dolphins players join volunteers from the Daily Bread Food Bank to distribute turkeys to various agencies affiliated with the Daily Bread Food Bank.

• **Holiday Luncheon** – several Miami Dolphins players take time during the December holidays to serve lunch at the Broward County Partnership for the homeless, a shelter that provides assistance to families and individuals in need, thanks to food donations provided by the Daily Bread Food Bank.

## HEALTHSOUTH/MIAMI DOLPHINS CHARITY GOLF TOURNAMENT

The HEALTHSOUTH/Miami Dolphins Charity Golf Tournament is held annually to benefit the Miami Dolphins Foundation. One of the recipients of the funds raised since the tournament's inception in 1998 is former Dolphins All-Pro defensive end, Doug Betters, who suffered a spinal cord injury as the result of a skiing accident in his native Montana.



Former Miami Dolphins defensive end Doug Betters, along with Head Coach Dave Wannstedt, at the HEALTHSOUTH/Miami Dolphins Charity Golf Tournament.

The tournament has grown to become a major fundraising event for the Miami Dolphins Foundation. Each year more than 50 current and former players and coaches participate in the tournament which has raised over \$300,000 in its four years of existence.

## THE MIAMI PROJECT TO CURE PARALYSIS

The Miami Dolphins and The Miami Project to Cure Paralysis enjoy a long-term relationship in the battle to defeat paralysis caused by spinal cord injury. During the 2000 season, linebacker Zach Thomas and defensive ends Jason Taylor and Trace Armstrong teamed up to put a "Crunch on Paralysis" by making a donation for every sack and tackle

they made. The trio raised nearly \$52,000 for the charity.

## HOLIDAY HOSPITAL VISITS

Each year during the holiday season, the Dolphins players, cheerleaders and mascot, T.D., visit area hospitals to brighten the holidays of sick children who are not able to go home for the holidays. While at the hospitals, the players, cheerleaders and mascot visit with the children, take pictures with them, sign autographs and give out Dolphins souvenirs for all the children they visit.



Miami Dolphins players (from left) Deon Dyer and O.J. McDuffie were among many players who helped to brighten the spirits of children confined to hospitals during the holiday season.

## TOYS FOR TOTS

Each year, at a Miami Dolphins home game in December, the team sponsors an annual toy drive for underprivileged children in the South Florida community. This season's Toys For Tots drive will take place when the Dolphins play host to the Indianapolis Colts on Monday, December 10. Dolphins fans are encouraged to drop off new, unwrapped toys at entry gates on their way into the stadium. The toys are then distributed through the United States Marine Corps to the less fortunate families in the local area.

## COMMUNITY QB AWARD

In its second year, the NFL Community Quarterback Award recognizes community and youth volunteers in each of the the 32 NFL markets who demonstrate leadership, dedication and a commitment to bettering the community in which they live. Each NFL team selects ten finalists, with each receiving grants of \$1,000 for their organization. Those ten finalists are narrowed down to two runner-ups and a winner.



Head Coach Dave Wannstedt presents Daily Bread Food bank volunteer Theodore "Papa Ted" Persky with a check for \$10,000 for his organization. Persky is the first winner of the Miami Dolphins Community Quarterback Award.

The winner receives a \$10,000 grant to their organization, while the runner-ups receive grants of \$2,500.

### **DRUG ABUSE RESISTANCE EDUCATION (D.A.R.E.) PROGRAM**

Miami Dolphins coaches and players recognize the importance of educating the youth in our local communities about the dangers associated with alcohol, drug, tobacco and domestic abuse. In an effort to offer alternatives to these vices, the Miami Dolphins work closely with area police departments by providing players and coaches to speak at graduation ceremonies for students who successfully complete the D.A.R.E. program offered at their school.

### **UNITED WAY**

Along with the NFL, the Miami Dolphins actively support the United Way through monetary contributions made by the coaches, players and staff. In addition, the Dolphins also work closely with the United Way of Miami-Dade, Broward and Palm Beach counties on several projects throughout the year, including filming a PSA featuring a prominent Dolphins player as spokesman (O.J. McDuffie is the spokesperson for the 2001 season) and providing in-stadium signage and scoreboard announcements throughout the season. Dolphins players also participate in the NFL/United Way Hometown Huddles Day, a national day of community service.

### **MAKE-A-WISH FOUNDATION**

The Make-A-Wish Foundation and the Miami Dolphins have developed a close relationship over the years in granting wishes of terminally ill children. Wish children are given the opportunity to visit Dolphins Training Camp to watch practice and have a private meet and greet with their favorite Dolphins players. They also attend a home game and meet with coaches and players during a post-game visit.

### **CYSTIC FIBROSIS FOUNDATION**

The Miami Dolphins continue to be strong supporters of the Cystic Fibrosis Foundation, which is committed to finding a cure for the most common genetic disease in children. The Dolphins work with the Cystic Fibrosis Foundation on the following projects:

- **Miami Dolphins Superbowl of Fashion** – this black-tie event features an evening of dinner and entertainment while raising much needed funds for cystic fibrosis

research. The highlight of the event is a fashion show spotlighting current players as they escort their significant others to show off the latest fashions. Annually, this event raises over \$160,000 and has benefited the Cystic Fibrosis Foundation with approximately \$1,000,000 in the 12 year history of the event.



*Quarterback Jay Fielder escorts Jennifer Eckstrand during the team's annual Superbowl of Fashion.*

- **Miami Dolphins Fishing Tournament** – this five year old event is held in honor of Scott Chait, an avid fisherman and member of the Miami Dolphins Community Relations staff, who passed away at the age 23 after a lifelong battle with cystic fibrosis. Current and former players join avid fishermen for a full day of fun and deep sea fishing with all proceeds benefiting the Cystic Fibrosis Foundation.



*Fullback Rob Konrad holds one of his catches at the Miami Dolphins Fishing Tournament to benefit the Cystic Fibrosis Foundation.*

- **Score For A Cure** – the entire Miami Dolphins team participates in this program in which corporate sponsors donate a predetermined amount of money each time the Dolphins score. All the money raised through this program goes to the Cystic Fibrosis Foundation.

### **PRUDENTIAL NO PASSING ZONE**

The Miami Dolphins defensive backs as a unit have donated three tickets per player (total of 27 per game) for all the Dolphins home games to the Boys and Girls Clubs of Broward County for the past four seasons. For the 2000 season, Prudential joined the defensive backs in providing Broward Boys and Girls Clubs members with a total of 2,400 tickets for the season. In addition to the tickets, Prudential supplied each child with a Prudential No Passing Zone t-shirt and poster as well as a hot dog and soda at the game. Prudential and the Miami Dolphins defensive backs will continue this program during the 2001 season.



# MIAMI DOLPHINS CHEERLEADERS

The Miami Dolphins Cheerleaders continue to be one of the most diverse groups of women in the NFL. The 2001 squad represents six countries and nine states, three are mothers, and 16 are college graduates. There are 21 returning veterans and 17 rookies. The MDC bring excitement and beauty to the sidelines. To accomplish the task of entertaining over 70,000 fans during each home game, the cheerleaders put in long hours during the summer and the weeks leading up to the games.

They cheer on the sidelines at all Miami Dolphins home games and are positioned in each corner of the football field in groups of nine. Each group has a captain, the captain serves as the "quarterback" for the group, she calls the plays and makes quick decisions based on the action in the game.

DORIE GROGAN – Director

DARLAYNA CAMPBELL – Asst. Coordinator

MARCY CROWE, JULIA KASPER – Choreographers

## 2001-02 VETERANS

Lory Bailey .....4 Yrs.  
Suzanne Bierwirth .....4 Yrs.  
Sach Edwards .....4 Yrs.  
Hillary Goff .....4 Yrs.  
Lisa Kislia .....4 Yrs.  
Emeraude Rash .....4 Yrs.  
Marcia Reeves .....4 Yrs.

Nicole Rundlett .....4 Yrs.  
Angela Saporito .....4 Yrs.  
Gina Sciarroni .....4 Yrs.  
Kathleen Cowan .....3 Yrs.  
Jaime Edmondson .....3 Yrs.  
Johanna Gomez .....3 Yrs.  
Trisia Brown .....2 Yrs.


Renee Deemer .....2 Yrs.  
Jennifer Otts .....2 Yrs.  
Randi Pendleton .....2 Yrs.  
Amber Reffett .....2 Yrs.  
Sandra Sotolongo .....2 Yrs.  
Adriana Souza .....2 Yrs.  
Lindsay Strickland .....2 Yrs.

## 2000-01 ROOKIES


Lauren Bernard  
Amanda Calloway  
Alena Capra  
Clare Cutrufello  
Shannon Dawson  
Shannon Ford

Hebe Fuller  
Shelby Goff  
Mirna Miranda  
Andrea Ocampo  
Danielle O'Connell  
Sigrid O'Ferrall

Heather Phillips  
Sari Robson  
April Sauls  
Mayra Soto  
Lori Weathersby



2001-02 Miami Dolphins Cheerleaders



**T.D.**  
**Mascot**  
**7-0 · All Mussel**  
**Born: 4/18/97**  
**College: Atlantis '97**  
**Acquired: FA, 1997**  
**NFL: Fifth Season · Dolphins: Fifth Season**

**1**

The Miami Dolphins' 1997 addition might have been their biggest – literally. The club unveiled "T.D.", its new mascot, on Friday, April 18, 1997, the first "official" mascot in the history of the franchise. The 7-foot tall mascot made its public debut at the team's Draft Day Party at Pro Player Stadium on April 19, 1997. In addition, the mascot performs at every Dolphins home game.

When the mascot was first unveiled, it was without a name. The club held a "Name the Mascot" contest that drew over 13,000 entries covering all 50 states and 22 countries, with 529 different names suggested. The name "T.D." was first submitted by Sara Fernandez of Miami, and when that name was selected by the Dolphins organization, she won two tickets to Super Bowl XXXII for her winning entry, which was announced at the annual Dolphins Awards Banquet on June 4, 1997.

The club had a live dolphin, "Flipper," who was situated in a fish tank in the open end of the Orange Bowl during the team's early years, and "Dolfan Denny," who prowled the sidelines for many seasons. However, this marks the first time the club actually has an official mascot, one who participates in many of the team's programs in addition to his gameday activities.

"T.D." is available for appearances. For more information, call the Dolphins mascot hotline at (954) 452-7097.

## DOLPHINS NAME

Mariners, Marauders, Mustangs, Missiles, Moons, Sharks, Suns. None of those other names suggested to the American Football League expansion franchise in 1965 could raise a fin to the runaway winner.

"Dolphins" was submitted by 622 entrants in a contest which attracted 19,843 entries and more than a thousand different names. The dozen finalists were delivered to a seven-member screening committee of local media.

The bottlenose dolphin, an intelligent creature with an irresistible built-in grin, has inspired wonder for centuries. Plutarch observed 1,900 years ago that the dolphin "is the only creature who loves man for his own sake." Every trainer will have a tale of the dolphin's cleverness and ingenuity, and scientists are fascinated by a dolphin's natural equipment which far surpasses the range of Navy sonar equipment.

"The dolphin is one of the fastest and smartest creatures of the sea," Joe Robbie said in announcing the team name on October 8, 1965. "Dolphins can attack and kill a shark or a whale. Sailors say bad luck will come to anyone who harms one of them."

Mrs. Robert Swanson of West Miami won two lifetime passes to Dolphins games with her nickname entry. The tiebreaker was picking the winner and score of the 1965 game between the University of Miami and Notre Dame. It ended in a scoreless tie.



# PRO PLAYER STADIUM



## PRO PLAYER STADIUM

2269 Dan Marino Boulevard, Miami, FL 33056  
(305) 623-6100

### MANAGEMENT

President .....	Bruce Schulze
Senior Vice President .....	Bill Galante
Vice President Sales & Marketing .....	Jim Ross
Vice President Finance & Administration .....	David Nunes

### COMMUNITY RELATIONS

Director of Community Relations .....	Naomi Wright
Secretary .....	Rhonda Heard

### GROUNDS AND ENGINEERING

Director of Grounds & Engineering .....	Alan Sigwardt
Chief Engineer .....	Frank Everton
Asst. Chief Engineer .....	Richard Schaffer
Asst. Engineer/Electrician .....	Danny Mareus
Electrician .....	Ignacio Alvarado
Carpenter .....	Nat Bruno
Secretary .....	Susan Candelaria
Mechanic .....	Ivan Capeles
Maintenance Worker .....	Joanel Celestin
HVAC Refrigeration Asst. ....	Humberto Chacon
HVAC Mechanic .....	Tom Duncan
Lead Painter .....	Gerard Garrehy
Asst. Painter .....	John Hagan
Plumber .....	Dwight Johnson
Seat Repair Worker .....	Kenneth Lockhart
Maintenance Worker .....	Anibal Rodriguez
Assistant Grounds Keepers .....	Tracy Bradley, Rick Wright
Grounds Crew .....	Donald De Rosa, Robert Enterline, Scott Fogle, Nathaniel Jackson, James Lyons
Tarp Crew Supervisor .....	Eric Williams

### FINANCE AND HUMAN RESOURCES

Director of Finance .....	Phillip Reitz
---------------------------	---------------

Director of Human Resources .....	Yolanda Barreto
Senior Staff Accountants.....	Carole Gans, Ansel Gardiner
Staff Accountant .....	Dawn Grace
Secretary.....	Fabiana Mostowyk
Payroll Coordinator .....	Ana Vazquez
MIS Manager .....	Patrick Magana
Human Resources Coordinator .....	Donna Kolman

## **EVENT OPERATIONS**

Asst. General Manager.....	Steve Froot
Director of Guest Services & Event Staff.....	Joseph Crowley
Director of Event Operations .....	Todd Ellzey
Director of Parking and Access.....	Mike Creegan
Executive Secretary .....	Ellen Kelly
Secretary, Guest Services.....	Margaret Deeb
Club Level Coordinator, Guest Services.....	Gwendolyn McCormick
Director of Scoreboard Operations.....	Chad Messina
Parking Staff Supervisor.....	Rey Lopez
Parking Signage Supervisor .....	Alan Riano
Set-up Crew Leaders.....	Tommy Bell, Ernest Fleming
Set-up Crew.....	Whitfield Blucher, Wallace Dancy, Dennis Margolis, Francisco Marrero
Secretary.....	Patricia McFarlane
Security Manager.....	Rolando Rodriguez
Special Event Operations Coordinator.....	Tammy Sigwardt
Assistant Manager, Scoreboard Operations.....	Christopher Harding

## **HOUSEKEEPING**

Manager.....	Gary Mason
Assistant Managers.....	Samuel Richards, Andray Simmons, Jimmy Moore
Front Office Custodians .....	Derrick Brookins, Linda Louis Jean, Linda Mobley Wanda Palmer, Harry Vaughn, Terry Williams

## **PREMIUM SEATING**

Director of Premium Seating .....	Howard Dorland
Sr. Sales Managers.....	Linda Lynch, Lajuane Mack
Account Executive .....	Jarett Grushka, Steve Vickers
Secretary .....	Kelly Jones

## **CLUB LEVEL SERVICES**

Kristi Mahan .....	Director of Club Level Services
Club Level Services Representatives.....	Joseph Lawrence, Karey Clarke, Carmen White

## **PRO PLAYER STADIUM**

Pro Player Stadium, South Florida's home to the Miami Dolphins and Florida Marlins, is in its 15th season as the premier sports and entertainment facility in the country. This state-of-the-art open-air complex hosted its first football game in August, 1987, its first regular season Major League baseball game in April, 1993 and stages world class events throughout the calendar year. Pro Player Stadium is one of only five facilities in the country to host NFL football and Major League Baseball in the same venue.

## **HISTORY**

Now in its 15th year of operation, the 75,000 seat, state-of-the-art, open-air facility, originally called Dolphin Stadium, was the first of its kind to be constructed entirely with private funds, costing 115 million dollars when it was completed in 1987. The late Joe Robbie led the financing campaign to build "Joe Robbie Stadium" for the Miami Dolphins of the NFL. JRS revolutionized the economics of professional sports when it opened that year. Inclusion of a Club Level, along with Executive Suites, helped to finance the construction of the stadium. Season ticket holders committed to long term agreements and in return they received first-class amenities in a state-of-the-art facility which is still used as a model for new facilities across the country.

On March 7, 1990, H. Wayne Huizenga, then Chairman of the Board and Chief Executive Officer of Blockbuster Video and Huizenga Holdings Inc., agreed to purchase fifty percent of Joe Robbie Stadium and became the point man in the drive to bring Major League Baseball to South Florida. That effort was rewarded in July of 1991, when South Florida was awarded a National League expansion franchise. On January 24, 1994, Mr. Huizenga acquired the remaining fifty percent of the stadium to give him 100% ownership. Since 1991, over 80 million dollars have been spent to upgrade and renovate the stadium. The improvement and revital-



ization of the building under Huizenga allowed the stadium to remain the finest sports and entertainment facility in the United States.

On August 26, 1996, Pro Player, the sports apparel division of Fruit of the Loom, sponsored the renaming of Joe Robbie Stadium as Pro Player Stadium. They became the first sports marketing and products company to entitle a stadium or arena.

The first football game in Joe Robbie Stadium was held on August 16, 1987, when the Miami Dolphins met the Chicago Bears in a preseason battle. The game also marked the 22nd anniversary of the Dolphins franchise. The stadium hosted the National Football League's premier game, Super Bowl XXIII, on January 22, 1989. It marked the return of the Super Bowl to South Florida after a ten year absence. A second Super Bowl was hosted when Super Bowl XXIX was played in the facility on January 29, 1995, and the Super Bowl returned to Pro Player Stadium on January 31, 1999, when the facility hosted Super Bowl XXXIII.

Major League Baseball officially began in South Florida in the spring of 1993 as the Florida Marlins opened their inaugural campaign as a National League team. On April 5, 1993, the "new" look of Pro Player Stadium as a baseball facility was unveiled to the public for the first time as the Florida Marlins hosted the Los Angeles Dodgers. The Marlins began their existence by finishing the first day in first place with a 6-3 win over the Dodgers.

In 1997, Pro Player Stadium hosted four World Series games between the Marlins and the Cleveland Indians, including Game One on Oct. 18, 1997, the first Series game ever played at the stadium, and Game Seven on October 26, 1997, which the Marlins won, 3-2 in 11 innings, to capture their first World Championship.

Before the arrival of the Marlins, the stadium had played host to thirteen spring training games that attracted 370,000 fans and paved the way for baseball in South Florida.

Behind the scenes, Pro Player Stadium underwent renovations to accommodate Major League Baseball and the Florida Marlins. The conversion included the installation of retractable seating on the north side of the stadium, the construction of the baseball press box in the southwest corner of the facility, the building of the baseball dugouts, the addition of 660 new lights for suitable night play and the installation of a hydraulic disappearing pitcher's mound. The stadium also features a synthetic warning track designed to absorb water. At the time, the only other facility to feature this type of track was Oriole Park at Camden Yards, home of the Baltimore Orioles. The renovation also included the construction of the Florida Marlins clubhouse and other amenities to accommodate baseball at Pro Player Stadium.

On the field, Pro Player Stadium is equipped with a Prescription Athletic Turf (PAT) system which provides draining for its natural grass, and during February and March of 1995, the old PAT system was removed, and a new advanced mechanical drainage system was installed. At a cost of one million dollars, the new system provides three times the drainage capacity of the old system and ensures a firm dry playing surface within half an hour's time after as much as a three inch per hour rain fall.

## **LOCATION**

The stadium is located at 2269 Dan Marino Boulevard in Miami, only one mile south of the Dade-Broward County Line. The 160 acre site stands midway between downtown Miami (16 miles) and downtown Fort Lauderdale (18 miles).

## **WORLD CLASS EVENTS**

Pro Player Stadium displays its versatility every year by hosting a wide variety of events. Along with Miami Dolphins football and Florida Marlins baseball, college football takes the field with the Florida Atlantic University Fighting Owls as well as the FedEx Orange Bowl (which played host to the national championship game in 1998 and 2001) and the Micron P.C. Bowl. Super Bowl XXXIII was held at Pro Player Stadium on January 31, 1999. Major League Baseball's premier event, the World Series, was played at Pro Player Stadium in 1997.

Pro Player Stadium has also played host to numerous concerts, featuring entertainers such as Pink Floyd, Elton John/Billy Joel, the Rolling Stones, Chicago, Genesis, Gloria Estefan, Guns & Roses, The Who, Hall & Oates, Rod Stewart, Paul McCartney, New Kids on the Block, the Three Tenors World Tour, U2 and 'N Sync.

Other events held in the past at Pro Player Stadium include international soccer games featuring the United States World Cup Team, high school football, Monster Truck Shows, and numerous trade shows.

## **EXECUTIVE SUITES**

Pro Player Stadium's 183 suites offer luxury and comfort in the ultimate setting to watch any event. The ten, twelve, sixteen, twenty four and thirty two seat suites have been completely renovated and offer DirecTV access, multi-feed sound systems, refrigerators, ice-makers and private telephone services. Uniformed Suite Captains provide personal service in each suite

during the events. Distinctive Gourmet, a Boston Concessions division, caters the suites with a delectable, wide-variety of food and beverages from which to choose.

## CLUB LEVEL SEATING

Located on the second level, the 10,200 club level seats provide exceptional luxury with the most space and leg room available in the stadium, featuring seats 21" wide (compared to the 19" wide general seating). The Club Seats lead to air-conditioned lounges with full-service bars and concession areas. The protective overhang, along with wait-staff service also are unique elements of the club level.

## HALL OF CHAMPIONS

Pro Player Stadium was proud to introduce the new Hall of Champions during the 1997 Miami Dolphins season. Located in the east endzone area of the Club Level, the Hall of Champions allows groups of 50 to 270 to experience a Miami Dolphins football or Florida Marlins baseball game in style. In addition to club level amenities and entertainment, the Hall of Champions offers interior and exterior seating, a full bar with bartender, a private elevator and many other exclusive privileges.

## DINING

Full service concession facilities, managed by Boston Concessions, are available on all levels and include Pizza Hut and Carvel Ice Cream and Yogurt. The stadium was recently recognized by Sports Illustrated for the high quality of its food and beverage service.

## VISIONS FOR THE FUTURE

Pro Player Stadium will continue to enhance the fan experience by its commitment to capital improvements. These continuing upgrades and renovations will heighten the guest experience by providing increased comfort, new amenities and better service.

# STADIUM FACTS

<b>Stadium Address</b> .....	2269 Dan Marino Boulevard Miami, FL 33056
<b>Stadium Telephone</b> .....	(305) 623-6100
<b>Relative Location</b> .....	16 miles northwest of downtown Miami 18 miles southwest of Fort Lauderdale 14 miles north of Orange Bowl 3/4 mile south of Calder Race Track 1 mile south of Dade-Broward county line on N.W. 27th Ave.
<b>Opening Date</b> .....	August 16, 1987 Chicago Bears 10, Miami Dolphins 3
<b>Project Cost</b> .....	\$115 million
<b>Method of Financing</b> .....	Private, through lease of executive suites and club seats
Club Seats .....	originally sold on 10-year leases
Executive Suites .....	originally sold on 10-year leases
<b>Project Site Area</b> .....	160 acres
<b>Design Team</b>	
Architect .....	HOK Sports Facilities Group (Kansas City, MS)
Construction Manager .....	Huber, Hunt and Nichols, Inc. (Indianapolis, IN)
Construction Consultant .....	George A. Fuller Company (New York, NY)
Structural Engineer .....	Bliss & Nyitray, Inc. (Miami, FL)
Civil Engineer .....	Keith and Schnars, P.A. (Fort Lauderdale, FL)
Mechanical, Electrical .....	Blum Consulting Engineers, Inc. (Dallas, TX)
Acoustical Consultant .....	The Joiner-Rose Group, Inc. (Dallas, TX)
Food Service Consultant .....	Cini-Little Associates, Inc. (Miami, FL)
<b>Football/Soccer Seating Capacity</b> .....	75,540
General Seating (19" chairback with armrest)	
Lower Deck .....	27,397
Upper Deck .....	34,736
Club Seats (21" chairback with armrest) .....	10,209
183 Executive Suites (10, 12, 16 and 24 seats) .....	3,198
Disabled Seating .....	300
<b>Full-Time Use For Baseball</b>	
Seating Capacity .....	36,331



Playing Field Dimensions	
Left Field Line	330 feet
Center Field Line	434 feet
Right Field Line	345 feet
First Baseball Game	March 11, 1988
	Los Angeles Dodgers 10, Baltimore Orioles 8
First Soccer Game	March 4, 1988
	U.S. National team 2, Millonarios (Colombia) 1
First Concert	July 3, 1988
	Rod Stewart, Hall and Oates and Chicago
First Super Bowl	January 22, 1989
	San Francisco 49ers 20, Cincinnati Bengals 16
First Blockbuster Bowl	December 29, 1990
(Micron P.C. Bowl)	Florida State 24, Penn State 17
First FedEx Orange Bowl	December 31, 1996
	Nebraska 41, Virginia Tech 21
First World Series	October 18, 1997
	Florida Marlins 7, Cleveland Indians 4
Press Boxes	
Working Press Seats	150
Radio/TV Booths	10
Stadium Access	
Gates	8
Ramps	(25 feet wide, 2 each corner) 8
Escalators	(2 each corner) 8
Elevators	13
	(7 club level, 2 service/emergency, 2 press, 1 office, 1 freight)
Parking	
On-Site (140 acres)	24,137 cars
	171 buses, 90 RVs, 85 limousines, 1 helipad
Building	
Overall Size	648 feet x 736 feet
Height	188 feet (150-foot building, 38-foot lights)
Prescription Athletic Turf	128,000 square feet
Materials	
	3 acres of sod for playing field
	55,000 cubic yards of concrete
	6,000 tons of reinforcing steel
	5 miles of drain pipe
	500,000 yards of excavation material
	140 miles of electrical wire
	3,300 pieces of precast concrete
	25,000 square yards of carpet
Concessionaires and Novelties	Boston Concessions, Cambridge, MA
Facilities	
Concession Stands	43 stands, 264 service lines
	1 TV monitor per stand
Restrooms	40 men, 40 women
Locker Rooms	(60 lockers in each) 4
Playing Field	
Surface	Prescription Athletic Turf (Natural Grass)
Drainage	Firm Playing Surface Within 30 Minutes of a 3" Per Hour Rain
Scoreboards	
Main (East End Zone)	56 feet high x 142 feet long
Auxiliary (West End Zone)	54 feet high x 104 feet long
Color Video Screens (West)	27 feet high x 36 feet long
Sony JumboTRON (East)	32 feet high x 42 feet long
Baseball Scoreboard	16 feet high x 224 feet long
Lighting For Playing Field	1,050 Metal Halide
	Instant Restrike Light Fixtures
	150+ foot candles at playing field

# STADIUM HISTORY

- Mar. 5, 1976 – Consultants are hired to do feasibility study for South Florida stadium.
- July 21, 1976 – Preliminary plan for 70,000-seat stadium is unveiled.
- Nov. 15, 1977 – Miami voters reject \$15 million bond issue for Orange Bowl renovations.
- May 22, 1978 – Committee estimates to Dade County a cost of \$40 million to build a new Orange Bowl next to the old one with financing coming from a resort tax and ticket surcharge.
- Feb. 19, 1979 – County attorney rules resort tax money cannot be used to build a new Orange Bowl.
- March, 1979 – National Football League rejects Miami as a Super Bowl site until stadium situation is rectified.
- Dec. 22, 1981 – Dolphins owner Joe Robbie reveals that he is negotiating to develop privately a stadium at Lake Lucerne in north Dade County.
- Nov. 2, 1981 – Voters in Dade and Broward counties overwhelmingly defeat a sales tax increase which would go toward building a new stadium.
- Dec. 14, 1983 – City of Miami voters reject sales tax increase to renovate the Orange Bowl.
- Mar. 5, 1984 – Dolphins owner Joe Robbie announces plans to build a new multi-purpose stadium in north Dade County at the team's annual awards banquet.
- Mar. 13, 1984 – City of Miami voters reject raising taxes to pay for \$55 million bond issue to repair the Orange Bowl.
- May 10, 1984 – Dolphins owner Joe Robbie begins campaign to market Dolphin Stadium executive suites and club seats.
- July 3, 1984 – Metro Commission accepts 160 acres donated by Emil and Lawrence Morton at Lake Lucerne, then leases it to Dolphin Stadium Corporation for 99 years.
- Dec. 6, 1984 – Metro commissioners unanimously agree to let Dolphins owner Joe Robbie sell \$85 million in tax exempt bonds to finance his stadium project.
- Jan. 8, 1985 – Dolphins owner Joe Robbie announces that he is ready to spend two million dollars for stadium blueprints and engineering studies.
- Mar., 1985 – Formal application is made by Dolphins owner Joe Robbie for permission to build Dolphin Center, which will include a stadium, hotels, offices, stores and restaurants.
- Mar. 14, 1985 – At the NFL meetings in Phoenix, Dolphin Stadium is named as the host site for Super Bowl XXIII (1989).
- July 22, 1985 – Clearing of stadium site begins.
- Sept. 9, 1985 – South Florida Regional Planning Council recommends approval of proposed Dolphin Center.
- Sept. 26, 1985 – Metro Commission approves development order and zoning request of Dolphin Center.
- Dec. 1, 1985 – Groundbreaking ceremonies for Dolphin Stadium take place.
- Dec. 19, 1985 – Foundation permit is issued to Dolphin Stadium Corporation by Dade County.
- Dec. 26, 1985 – First concrete is poured at stadium site.
- Dec. 31, 1985 – Dolphins owner Joe Robbie obtains construction loan and is granted permanent financing for the new stadium.
- June 3, 1986 – Dolphins owner Joe Robbie plants a ceremonial 30-foot Royal Palm tree to begin a million-dollar beautification project for neighborhoods near Dolphin Stadium.
- Aug. 27, 1986 – Topping Out Ceremonies take place at Dolphin Stadium as highest point of construction is reached.
- Feb. 3, 1987 – Metro Commission unanimously passes a resolution recommending that Dolphin Stadium be named after its builder, Joe Robbie.
- April 30, 1987 – Tim Robbie, designated spokesman for the Robbie children, announces that Dolphin Stadium has been renamed "Joe Robbie Stadium."
- Aug. 2, 1987 – An estimated 40,000 people attend Family Day at Joe Robbie Stadium, the general public's first opportunity to see the new facility.
- Aug. 16, 1987 – The Miami Dolphins play host to the Chicago Bears in the first game ever played in Joe Robbie Stadium. The Bears put a damper on the festive evening with a 10-3 preseason victory in front of 63,451 fans. The date also marks the 22nd anniversary of the Dolphins franchise.
- Oct. 11, 1987 – The Dolphins' "replacement" team records a 42-0 shutout win over the Kansas City Chiefs in the first regular-season game at JRS.
- Mar. 4, 1988 – The first soccer game ever played at JRS takes place as part of the Marlboro Soccer Cup of Miami. The U.S. National team defeats Millonarios of Colombia, 2-1, in the match before 14,877 fans.



- Mar. 11, 1988 – The first baseball game ever played at JRS takes place in front of 24,247 spectators, then the largest crowd ever to see a major-league game in the state of Florida. The Los Angeles Dodgers defeat the host Baltimore Orioles, 10-8, in the exhibition contest. The following night, the Montreal Expos beat the Orioles, 9-3, with 17,830 in attendance. Seven home runs are hit each night as a temporary 30-foot wall in left field compensates for a distance of 272 feet down the foul line.
- April 16, 1988 – A technical inspection team from FIFA, soccer's international governing body, visits JRS as part of the United States' bid to host the 1994 World Cup.
- July 3, 1988 – The first concert ever held at JRS takes place. "Happy Birthday America '88" features performances by Rod Stewart, Hall and Oates and Chicago.
- Jan. 22, 1989 – The first Super Bowl ever held at JRS takes place. The game marks the first-time since Super Bowl XIII (January 21, 1979) that the NFL's Championship game is played in Miami. The San Francisco 49ers come back in the final minutes of the game to defeat the Cincinnati Bengals, 20-16.
- Mar. 7, 1990 – H. Wayne Huizenga, Chairman of the Board and Chief Executive Officer of Blockbuster Video and Huizenga Holdings, Inc., agrees to purchase fifty percent (50%) of Robbie Stadium Corporation (the parent company of Joe Robbie Stadium), as well as a fifteen percent (15%) limited partnership interest in the Miami Dolphins.
- April 14 & 15, 1990 – Nearly 100,000 people pack the stands in Joe Robbie Stadium over a two-day period to see former Beatle Paul McCartney perform live in concert.
- April 17, 1990 – The Blockbuster Bowl, college football's newest post-season bowl game, is officially certified by the NCAA. The bowl is scheduled to kickoff its inaugural matchup on December 29, 1990, at Joe Robbie Stadium.
- Dec. 29, 1990 – The Florida State Seminoles defeat the Penn State Nittany Lions, 24-17, in the inaugural Blockbuster Bowl at JRS before a capacity crowd of 74,021.
- Jan. 5, 1991 – Dolphins host the Kansas City Chiefs in the first NFL playoff game ever played in JRS. The Dolphins come back in the final moments of the contest to defeat the Chiefs, 17-16.
- Jan. 28, 1991 – Seats are removed on the north side of JRS to begin renovating the stadium for baseball.
- March 26, 1991 – H. Wayne Huizenga and the Robbie family jointly purchase 42 acres adjacent to Joe Robbie Stadium. In addition, Huizenga purchases two additional lots, totaling 65 acres. The lots were purchased from the estates of Emil and Lawrence Morton.
- March 30, 1991 – The New York Yankees and the Baltimore Orioles play an exhibition game before 67,654 fans at Joe Robbie Stadium – the largest crowd ever to watch a baseball game in a non-Major League city. The Yankee-Oriole game the following day draws 57,359, giving the two-game series at JRS a total attendance figure of 125,013.
- May 23, 1991 – At the NFL meetings in Minneapolis, Joe Robbie Stadium is selected as the host site for Super Bowl XXIX, to be played on January 29, 1995.
- June 10, 1991 – The National League expansion committee recommends South Florida (Joe Robbie Stadium) and Denver to Major League Baseball's ownership committee as the two sites for National League expansion. The two teams will begin play in 1993.
- July 18, 1991 – Major League Baseball officially awards South Florida a National League expansion franchise, the Florida Marlins, who will begin play in 1993 at Joe Robbie Stadium.
- Jan. 25, 1992 – The U.S. World Cup soccer team faces the Soviet National Team (C.I.S.) before a South Florida record soccer crowd of 30,386.
- Jan. 17, 1993 – Dolphins host the Buffalo Bills in the first AFC Championship Game ever played at JRS. In front of 72,703 fans, the largest crowd ever to watch a Dolphins game at JRS, the Bills defeat the Dolphins 29-10 and advance to Super Bowl XXVII.
- April 5, 1993 – In the first regular season baseball game ever played at JRS, the Florida Marlins win their inaugural game, defeating the Los Angeles Dodgers, 6-3.
- Jan. 24, 1994 – H. Wayne Huizenga acquires remaining 50% of Joe Robbie Stadium and the additional 85% of the Miami Dolphins, leaving him with 100-percent ownership of both the stadium and Dolphins.
- Jan. 25, 1995 – The second Super Bowl game held at JRS takes place. In Super Bowl XXIX, the San Francisco 49ers defeat the San Diego Chargers, 49-26.
- May 11, 1996 – Al Leiter of the Marlins pitches the first no-hitter in JRS history, shutting out the

Colorado Rockies, 11-0.

- Aug. 26, 1996 – Pro Player, the sports apparel division of Fruit of the Loom, sponsors the renaming of Joe Robbie Stadium to Pro Player Stadium for \$20 million over a ten-year period.
- Oct. 31, 1996 – At the NFL meetings in New Orleans, Pro Player Stadium is selected as the host site for Super Bowl XXXIII, to be played on January 31, 1999.
- Dec. 31, 1996 – The Nebraska Cornhuskers defeat the Virginia Tech Hokies, 41-21, in the first FedEx Orange Bowl played at Pro Player Stadium.
- March 8, 1997 – Pro Player Stadium plays host to the Three Tenors concert (Luciano Pavarotti, Plácido Domingo, Jose Carreras).
- Oct. 18, 1997 – Pro Player Stadium hosts its first ever World Series game, as the Florida Marlins defeat the Cleveland Indians, 7-4, in Game One.
- Oct. 25, 1997 – The Pro Player Stadium crowd of 67,498 to watch the Marlins defeat the Indians in Game Six is the largest to see a World Series game since 1954.
- Oct. 26, 1997 – Edgar Renteria's single in the bottom of the 11th inning of Game Seven of the World Series drives in Craig Counsell to give the Marlins a 3-2 win and the World Championship.
- Jan. 31, 1999 – The third Super Bowl game held at Pro Player Stadium takes place. In Super Bowl XXXIII, the Denver Broncos defeat the Atlanta Falcons, 34-19.
- Jan. 3, 2001 – The Oklahoma Sooners defeat the Florida State Seminoles, 13-2, in the FedEx Orange Bowl to win the National Championship.
- Aug. 2, 2001 – Pro Player Stadium plays host to the 'N Sync concert.

## STADIUM "FIRSTS"

### FOOTBALL

**PRESEASON GAME:** 8/16/87 – Chicago 10, Dolphins 3

**REGULAR-SEASON GAME:** 10/11/87 – Dolphins 42, Kansas City 0

**DOLPHIN PLAYOFF GAME:** 1/5/91 – Dolphins 17, Kansas City 16

**AFC CHAMPIONSHIP GAME:** 1/17/93 – Buffalo 29, Dolphins 10

**SUPER BOWL:** 1/22/89 – San Francisco 49ers 20, Cincinnati Bengals 16

**COLLEGE BOWL GAME:** 12/29/90 – Florida State 24, Penn State 17 (Blockbuster Bowl)

**DOLPHIN WIN:** 10/11/87 – Dolphins 42, Kansas City 0

**DOLPHIN LOSS:** 10/25/87 – Buffalo 34, Dolphins 31 (OT)

**DOLPHIN SHUTOUT:** 10/11/87 – Dolphins 42, Kansas City 0

**SHUTOUT, OPPONENT:** 7/26/91 – Chicago 6, Dolphins 0 (preseason)

**OVERTIME GAME:** 10/25/87 – Buffalo 34, Dolphins 31

**PLAYER TO VISIT PPS WITH TWO DIFFERENT TEAMS:** Doug Flutie (Chicago, 8/16/87 and New England, 12/28/87)

### REGULAR-SEASON GAMES

**NATIONAL ANTHEM, PERFORMANCE:** Thomas Brown, III vs. Kansas City, 10/11/87 (played trumpet)

**NATIONAL ANTHEM, SINGING:** Pete Harris vs. Buffalo, 10/25/87

**COIN TOSS:** vs. Kansas City, 10/11/87 (won by Chiefs)

**DOLPHIN CAPTAINS:** Kyle Mackey, Tim Pidgeon, Demetrious Johnson

**KICKOFF:** Willie Beecher (Dolphins) vs. Kansas City, 10/11/87 (to 2-yard line)

**KICKOFF RETURN:** Kevin Wyatt of Kansas City, 10/11/87 (21 yards)

**DOLPHIN KICKOFF RETURN:** Pete Roth vs. Kansas City, 10/11/87 (23 yards)

**TACKLE, ON KICKOFF:** Scott Nicolas (Dolphins) vs. Kansas City, 10/11/87 (of Kevin Wyatt)

**KICKOFF RETURNED FOR TD:** Stanford Jennings (Cincinnati) vs. San Francisco (SB XXXIII), 1/22/89

**PUNT:** Kelly Goodburn of Kansas City, 10/11/87 (47 yards)

**DOLPHIN PUNT:** Stacy Gore vs. Kansas City, 10/11/87 (35 yards)

**PUNT RETURN:** Mike Caterbone (Dolphins) vs. Kansas City, 10/11/87 (15 yards)

**PUNT RETURNED FOR TD:** O.J. McDuffie (Dolphins) vs. Indianapolis, 10/24/93

**BLOCKED PUNT:** William Judson (Dolphins) vs. Green Bay, 9/18/88

**PENALTY:** On Dolphins vs. Kansas City, 10/11/87 (illegal formation)

**FIELD GOAL ATTEMPT:** Willie Beecher (Dolphins) vs. Kansas City, 10/11/87 (missed from 49 yards)

**FIELD GOAL:** Scott Norwood of Buffalo, 10/25/87 (41 yards)

**DOLPHIN FIELD GOAL:** Fuad Reveiz vs. Buffalo, 10/25/87 (46 yards)

**TURNOVER:** Alex Espinosa of Kansas City intercepted by Liffort Hobley of Dolphins, 10/11/87

**DOLPHIN TURNOVER:** Lawrence Sampleton fumbles (recovered by James Harrell) vs. Kansas City, 10/11/87

**FUMBLE:** Blaine Smith of Kansas City, 10/11/87 (own recovery)

**DOLPHIN FUMBLE:** Lawrence Sampleton vs. Kansas City, 10/11/87 (recovered by Chiefs' James Harrell)

**FORCED FUMBLE:** Mike Lambrecht (Dolphins) vs. Kansas City, 10/11/87 (on Chris Smith)

**FUMBLE LOST:** Chris Smith of Kansas City, 10/11/87 (recovered by Liffort Hobley)



**FUMBLE RECOVERY:** Blaine Smith of Kansas City 10/11/87 (his own)  
**FUMBLE RETURNED FOR TD:** Liffort Hobley (Dolphins) vs. Kansas City, 10/11/87 (55 yards)  
**INTERCEPTION:** Liffort Hobley (Dolphins) vs. Kansas City, 10/11/87 (of Alex Espinosa)  
**INTERCEPTION RETURNED FOR TD:** Donnie Shell of Steelers, 11/1/87 (50 ards)  
**SCORING PLAY:** Rickey Isom (Dolphins) vs. Kansas City, 10/11/87 (6-yard TD run)  
**SCORING PLAY, OPPONENT:** Scott Norwood of Buffalo, 10/25/87 (41-yard FG)  
**TOUCHDOWN:** Rickey Isom (Dolphins) vs. Kansas City, 10/11/87 (6-yard run)  
**RUSHING TOUCHDOWN:** Rickey Isom (Dolphins) vs. Kansas City, 10/11/87 (6 yards)  
**RUSHING TOUCHDOWN, OPPONENT:** Robb Riddick of Buffalo, 10/25/87 (1 yard)  
**PASSING TOUCHDOWN:** Dan Marino to Mark Duper (Dolphins) vs. Buffalo, 10/25/87 (5 yards)  
**PASSING TOUCHDOWN, OPPONENT:** Jim Kelly to Chris Burkett (Buffalo), 10/25/87 (14 yards)  
**DEFENSIVE TOUCHDOWN:** Liffort Hobley (Dolphins) vs. Kansas City, 10/11/87 (55-yard fumble return)  
**DEFENSIVE TOUCHDOWN, OPPONENT:** Donnie Shell of Steelers, 11/1/87 (50-yard interception return)  
**SPECIAL TEAMS TOUCHDOWN:** Marc Logan (Dolphins) vs. Buffalo, 9/10/89 (blocked punt recovery)  
**SCORING DRIVE:** By Miami (7 plays, 54 yards in 3:28) vs. Kansas City, 10/11/87  
**PAT:** Willie Beecher (Dolphins) vs. Kansas City, 10/11/87 (Good)  
**MISSED PAT:** Fuad Reveiz (Dolphins) vs. Washington, 12/20/87  
**FIRST DOWN:** Robert Parker of Kansas City, 10/11/87 (1-yard run)  
**DOLPHIN FIRST DOWN:** Dameon Reilly (Dolphins) vs. Kansas City, 10/11/87 (16-yard pass from Kyle Mackey)  
**THIRD-DOWN CONVERSION:** By Kansas City, 10/11/87 (Robert Parker 1-yard run)  
**DOLPHIN THIRD-DOWN CONVERSION:** vs. Kansas City, 10/11/87 (16-yard pass from Kyle Mackey to Dameon Reilly)  
**FOURTH-DOWN CONVERSION:** By Dolphins vs. Buffalo, 10/25/87 (17-yard pass from Dan Marino to Mark Duper)  
**TACKLE:** Mike Lambrecht (Dolphins) vs. Kansas City, 10/11/87 (of Robert Parker)  
**TACKLE, OPPONENT:** Chris Lindstrom of Kansas City, 10/11/87 (of John Tagliaferri)  
**QB SACK:** Ike Readon (Dolphins) vs. Kansas City, 10/11/87 (of Matt Stevens)  
**QB SACK, OPPONENT:** Bruce Smith of Buffalo, 10/25/87 (of Dan Marino)  
**RUSHING ATTEMPT:** Robert Parker of Kansas City, 10/11/87 (2 yards)  
**DOLPHIN RUSHING ATTEMPT:** John Tagliaferri vs. Kansas City, 10/11/87 (2 yards)  
**PASSING ATTEMPT:** Matt Stevens of Kansas City, 10/11/87 (incomplete, intended for David Montagne)  
**DOLPHIN PASSING ATTEMPT:** Kyle Mackey vs. Kansas City, 10/11/87 (incomplete, intended for Eddie Chavis)  
**PASS COMPLETION:** Matt Stevens to John Trahan (Kansas City), 10/11/87 (5 yards)  
**DOLPHIN PASS COMPLETION:** Kyle Mackey to Mark Konecny vs. Kansas City, 10/11/87 (10 yards)  
**TIMEOUT:** By Dolphins vs. Kansas City, 10/11/87 (2:23 of 2nd quarter)  
**INJURY:** Kevin Wyatt of Kansas City, 10/11/87 (ankle)

---

## BASEBALL

---

**EXHIBITION GAME:** March 11, 1988, Los Angeles Dodgers 10, Baltimore Orioles 8

### REGULAR SEASON GAMES:

**GAME:** April 5, 1993, Florida Marlins 6, Los Angeles Dodgers 3  
**CEREMONIAL FIRST PITCH:** New York Yankee great Joe DiMaggio  
**PITCH:** Charlie Hough (Marlins) a called strike to Jose Offerman (Dodgers), 4/5/93  
**HIT:** Bret Barberie (Marlins) first inning single to left field off Orel Hershiser (Dodgers), 4/5/93  
**DOUBLE:** Eric Davis (Dodgers) second inning, 4/5/93  
**TRIPLE:** Walt Weiss (Marlins), second inning, 4/5/93  
**HOME RUN:** Tim Wallach (Dodgers), sixth inning solo home run over left field wall, 4/5/93  
**RUN:** Benito Santiago (Marlins), second inning, 4/5/93  
**RBI:** Walt Weiss (Marlins), second inning, 4/5/93  
**STOLEN BASE:** Jeff Conine (Marlins), eighth inning 4/5/93  
**STRIKEOUT:** Jose Offerman (Dodgers) goes down looking to Charlie Hough in first inning, 4/5/93  
**WALK:** Eric Karros (Dodgers), second inning off Charlie Hough, 4/5/93  
**ERROR:** Jody Reed (Dodgers), muffs first inning ground ball hit by Scott Pose, 4/5/93  
**WINNING PITCHER:** Charlie Hough (Marlins), 4/5/93  
**LOSING PITCHER:** Orel Hershiser (Dodgers), 4/5/93  
**SAVE:** Bryan Harvey (Marlins), 4/5/93  
**NO-HITTER:** Al Leiter (Marlins), 5/11/96

**WORLD SERIES:** October 18, 1997, Florida Marlins 7, Cleveland Indians 4

---

## SOCCER

---

(all 3/4/88, U.S. vs. Millonarios)

**GAME:** 3/4/88— U.S. National team 2, Millonarios (Colombia) 1  
**GOAL:** Jorge Raigoza (Millonarios) at 55:44  
**ASSIST:** Ruben Dario Hernandez (Millonarios)  
**GAME-WINNING GOAL:** Bruce Murray (U.S.), at 78:34  
**PENALTY KICK:** Tab Ramos (U.S.), saved by Ruben Cousillas of Millonarios

# DOLPHINS TRAINING CENTER



On July 11, 1993, the Miami Dolphins officially moved into their brand new training facility at Nova-Southeastern University in Davie, Florida, from their long-time base at St. Thomas University.

The ten million dollar state-of-the-art facility covers 70,000 square feet and incorporates the latest technology and advances that were utilized in the design of other NFL training facilities.

The Dolphins' training center not only houses the team's football operation personnel and the club's administrative staff, but it also serves as the site of the club's preseason training camp and all off-season conditioning programs as well.

The facility includes a large locker room area, sauna and steam rooms, a therapy swimming pool, a cold plunge pool, whirlpools, and one of the largest weight training rooms in the NFL.

In addition to the physical training needs, modern support facilities also were constructed. Those include lounges, conference rooms, equipment rooms, laundry areas, video editing labs, an auditorium that functions as a site for major press conferences as well as for full team and staff meetings, a dance studio for the team's cheerleaders, and the Dolphins Pro Shop, which sells official team merchandise.

Administrative offices, located on the second floor, include the head coaches' office with an adjacent conference room overlooking the practice fields. Offensive and defensive coaches' offices flank these areas. Other office space exists for personnel and administrative staff members.

At the rear of the facility are two full-sized grass football fields, which were constructed utilizing the Prescription Athletic Turf (PAT) system that also is used for the field at Pro Player Stadium. That system incorporates underground pipes and electronic pumps to remove water from the fields when natural drainage is not adequate.

With a primary emphasis to design the complex in a "fan-friendly" manner, a bleacher structure adjacent to the fields was constructed, utilizing elements of Pro Player Stadium itself. When the stadium was revised to accommodate baseball, large sections of seats from the stadium were removed. Those sections were relocated to the Nova facility as part of the new complex. As a result, the bleacher facility at Nova can accommodate 2,500 spectators, including 600 in chair-back seats, for open practice sessions and other special events. The structure also provides fans permanent amenities such as concession areas, a merchandise pro shop, ticket windows, and rest rooms.

## TRAINING CENTER FACTS

Cost .....	\$10 million
Method of Financing .....	\$5 million bond issue \$5 million from Dolphins
Site .....	Nova-Southeastern University 7500 S.W. 30th Street Davie, Florida 33314



Architects.....	Roy D. Smith and Associates
Main Building Addition and Dance Studio Architect.....	Wayne D. Vensel
Contractors.....	Miller and Solomon, Inc.
Distance to Facility From Airport.....	12 miles-Ft. Lauderdale Int'l
Number of Stories of Facility.....	2
Total Acreage.....	9.04 acres
Square Feet of Training Facility.....	68,226 feet
Square Feet of Dance Studio.....	4,000 feet
Square Feet of Bleacher Building.....	15,000 feet
Number of Seats for Fans.....	2,500 (680 chairbacks; 1,820 bench seating)
Square Feet of Weightroom.....	7,500 feet
Square Feet of Locker Room.....	4,600 feet
Number of Lockers.....	84 players, 18 coaches & 29 staff
Square Feet of Player Lounge.....	1,008 feet
Number of Offices for Coaches and Personnel.....	53
Number of Player Meeting Rooms.....	7 and 1 auditorium
Number of Conference Rooms.....	5
Square Feet of Auditorium.....	2,950 feet
Number of Seats in Auditorium.....	90 seats
Square Feet of Media Workroom.....	1,100 feet (includes press room and media interview room)
Work Spaces in Media Workroom.....	25
Number of Whirlpools.....	3 portable, 1 hot pool and 1 cold pool
Gallons in Pool.....	32,912
Gallons in Jacuzzi.....	2,644
Gallons in Cold Water Plunge.....	561
Sauna Capacity.....	10
Steam Room Capacity.....	10
Number of Practice Fields.....	2 (both grass)
Type of Grass for Practice Fields.....	Tifway 419 Bermuda
Type of Drainage System.....	Prescription Athletic Turf- patented (sub-terrain vacuum drainage)
Parking for Players and Coaches.....	120 spaces
Parking for Business and Media.....	43 spaces

## CHRONOLOGY OF MIAMI DOLPHIN TRAINING CENTER SITES

July 5, 1966 - July 15, 1966.....	St. Petersburg Beach (St. Petersburg, FL)
July 16, 1966 - August 6, 1966.....	Boca Ciega High School (St. Petersburg, FL)
August 7, 1966 - April 24, 1970.....	St. Andrew's School (Boca Raton, FL)
April 25, 1970 - July 11, 1970.....	Indoctrination Camp at Univ. of Miami (Miami, FL)
July 12, 1970 - June 30, 1993.....	Biscayne College/St. Thomas University (Miami, FL)
July 1, 1993-present.....	Nova-Southeastern University (Davie, FL)

## WHAT TO LOOK FOR IN 2001

### WR ORONDE GADSDEN . . .

- With 152 career receptions is in 17th spot on the club's all-time list. With 60 more, can tie Howard Twilley (212) for tenth position.

### CB SAM MADISON . . .

- Enters the 2001 season with 21 career interceptions, 10th on the Dolphins' all-time list. With one more he would tie Terrell Buckley, Curtis Johnson and Tim Foley (22 each) for seventh, with two more he would equal Gerald Small for sixth and with three more he would tie Louis Oliver and William Judson (24 each) for fourth.

#### **K OLINDO MARE . . .**

- Enters the 2001 season with 477 career points. With 15 more, he would tie Mark Clayton (492) for fourth on the team's all-time chart. With 63 more he would join Uwe von Schmann (540) for third.

#### **S BROCK MARION . . .**

- Enters the 2001 season having started and played in 64 games in-a-row.

#### **WR O.J. McDUFFIE . . .**

- Enters the 2001 season with 29 career receiving touchdowns, fifth all-time in club annals. With four more, he would tie Paul Warfield (33) for fourth.

#### **C TIM RUDDY . . .**

- Enters the 2001 season having appeared in 58 straight league contests.

#### **RB LAMAR SMITH . . .**

- If he reaches the 1,000-yard rushing mark in 2001, Smith would become just the second Dolphin to have two or more 1,000-yard rushing seasons, joining Larry Csonka, who did it three times (1971-73).
- Needs to play in 15 regular season games to reach the 100-games played plateau for his career. He enters the 2001 season having appeared in 85 contests.

#### **LB ZACH THOMAS . . .**

- With an interception return for a touchdown, Thomas would establish the club's all-time mark in that category. His three returns for scores currently are tied with Dick Anderson for the most in franchise history.
- Thomas' next interception will be the ninth of his career, moving him into sole possession of second on the Dolphins' all-time list for interceptions by a linebacker. He would trail only Earnie Rhone, who accumulated 14 from 1975-84. He currently is tied for second along with Larry Gordon, Bob Matheson and Nick Buoniconti.

#### **P MATT TURK . . .**

- Needs to play in six regular season games to reach the 100-games played plateau for his career. Enters the 2001 season having appeared in 94 regular season contests.

## **DOLPHINS ARE BEST**

Since the 1970 merger of the National and American Football Leagues, the Miami Dolphins are the winningest team in professional football. The Dolphins, who own a regular season record of 304-166-2 (.646) and an overall mark of 324-184-2 (.637), have the best regular-season and overall winning percentage of any NFL team during that span.

<b>TEAM</b>	<b>REGULAR SEASON</b>				<b>OVERALL</b>			
	<b>W</b>	<b>L</b>	<b>T</b>	<b>PCT.</b>	<b>W</b>	<b>L</b>	<b>T</b>	<b>PCT.</b>
1. MIAMI	304	166	2	.646	324	184	2	.637
2. Dallas	290	182	0	.614	321	199	0	.617
3. Oakland	283	183	6	.606	303	195	6	.607
4. San Francisco	283	186	3	.603	307	200	3	.605
5. Pittsburgh	278	193	1	.590	299	207	1	.591
6. Washington	275	195	2	.585	294	206	2	.588
7. Minnesota	282	188	2	.600	297	209	2	.586
8. Denver	273	193	6	.585	290	205	6	.585
9. Jacksonville	56	40	0	.583	60	44	0	.577
10. St. Louis	252	216	4	.538	265	231	4	.534
11. Kansas City	235	230	7	.505	238	239	7	.499
12. Buffalo	231	239	2	.492	243	251	2	.492
13. N.Y. Giants	226	243	3	.482	238	250	3	.488
14. Chicago	230	241	1	.488	236	249	1	.487



TEAM	REGULAR SEASON				OVERALL			
	W	L	T	PCT.	W	L	T	PCT.
15. Green Bay	224	240	8	.483	233	247	8	.486
16. Baltimore	36	43	1	.456	40	43	1	.482
17. Philadelphia	223	242	7	.480	229	253	7	.475
18. Tennessee	223	247	2	.475	232	259	2	.473
19. Carolina	45	51	0	.469	46	52	0	.469
20. Cleveland	199	222	3	.473	203	232	3	.467
21. Seattle	179	209	0	.461	182	214	0	.460
22. New England	217	255	0	.460	223	264	0	.458
23. Detroit	215	253	4	.460	216	262	4	.452
24. Cincinnati	211	261	0	.447	216	268	0	.446
25. San Diego	205	262	5	.440	211	269	5	.440
26. Indianapolis	203	267	2	.432	209	276	2	.431
27. New York Jets	200	270	2	.426	204	276	2	.425
28. Atlanta	193	275	4	.413	197	280	4	.414
29. Arizona	192	274	6	.413	193	278	6	.411
30. New Orleans	190	278	4	.407	191	283	4	.404
31. Tampa Bay	139	248	1	.360	142	254	1	.359

Since 1970, the Miami Dolphins own the second-best regular-season winning percentage of any team in the four major professional sports (minimum ten seasons played). Miami's regular-season winning percentage of .646 (304-165-2) is second only to the Los Angeles Lakers percentage of .653 (1,638-872) among the combined 115 teams from the National Football League, Major League Baseball, the National Hockey League and the National Basketball Association.

TEAM	SPORT	W	L	T	PCT.
1. Los Angeles Lakers	Basketball	1638	872	0	.653
2. <b>MIAMI DOLPHINS</b>	<b>FOOTBALL</b>	<b>304</b>	<b>166</b>	<b>2</b>	<b>.646</b>
3. Dallas Cowboys	Football	290	182	0	.614
4. Montreal Canadiens	Hockey	1327	776	357	.612
5. Oakland Raiders	Football	283	183	6	.606
6. San Francisco 49ers	Football	283	186	3	.603
7. Boston Bruins	Hockey	1313	821	326	.600
8. Minnesota Vikings	Football	282	188	2	.600
9. Denver Broncos	Football	273	183	6	.597
10. Philadelphia Flyers	Hockey	1273	824	363	.591
11. Boston Celtics	Basketball	1483	1027	0	.591
12. Pittsburgh Steelers	Football	278	193	1	.590
13. Washington Redskins	Football	275	195	2	.585
14. Phoenix Suns	Basketball	1418	1092	0	.565
15. San Antonio Spurs	Basketball	1138	880	0	.564
16. Seattle Super Sonics	Basketball	1396	1114	0	.556
17. New York Yankees	Baseball	2684	2199	0	.550
18. Milwaukee Bucks	Basketball	1379	1131	0	.549
19. Buffalo Sabres	Hockey	1158	921	381	.548
20. Portland Trailblazers	Basketball	1368	1142	0	.545
21. Utah Jazz	Basketball	1188	994	0	.544
22. Chicago Bulls	Basketball	1358	1152	0	.541
23. Edmonton Oilers	Hockey	830	691	227	.540
24. New York Knicks	Basketball	1351	1159	0	.538
25. St. Louis Rams	Football	252	216	4	.538

Baseball records are through the end of the 2000 season.

Hockey and basketball records are through the end of the 2000-01 seasons.

# DOLPHINS = WINNERS

## Best Record Since NFL-AFL Merger (regular season, 1970-2000)

1. MIAMI .....	304	166	2	.646
2. Dallas .....	290	182	0	.614
3. Oakland .....	283	183	6	.606
4. San Francisco .....	283	186	3	.603
5. Minnesota .....	282	188	2	.600

## Best Record in the '90s (regular season)

1. San Francisco .....	113	47	0	.706
2. Kansas City .....	102	58	0	.638
3. Buffalo .....	103	57	0	.644
4. Dallas .....	101	59	0	.631
5. MIAMI .....	95	65	0	.594
Minnesota .....	95	65	0	.594

## Best Record in the '80s (regular season)

1. San Francisco .....	104	47	1	.688
2. Washington .....	97	55	0	.638
3. MIAMI .....	94	57	1	.622
4. Denver .....	93	58	1	.615
5. Chicago .....	92	60	0	.605

## Best Record in the '70s (regular season)

1. Dallas .....	105	39	0	.729
2. MIAMI .....	104	39	1	.726
3. Oakland .....	100	38	6	.715
4. St. Louis .....	99	42	3	.698
5. Minnesota .....	99	43	2	.694

## Average Points Scored Per Game Since NFL-AFL Merger (regular season, 1970-2000)

1. San Francisco .....	24.0
2. MIAMI .....	23.2
3. St. Louis .....	22.4
4. Oakland .....	22.3
5. Denver .....	22.2

## Average Points Allowed Per Game Since NFL-AFL Merger (regular season, 1970-2000)

1. Pittsburgh .....	18.0
2. MIAMI .....	18.5
3. Dallas .....	18.6
4. San Francisco .....	18.9
5. Oakland .....	19.0

## Most Seasons With 10 Or More Wins Since NFL-AFL Merger (1970-2000)

1. Dallas .....	20
2. MIAMI .....	18
San Francisco .....	18
4. Washington .....	14
Denver .....	14
St. Louis .....	14



### Most Seasons With a Winning Record Since NFL-AFL Merger (1970-2000)

1. <b>MIAMI</b> .....	24
2. Dallas .....	23
3. Pittsburgh .....	22
Minnesota .....	22
5. San Francisco .....	21
Washington .....	21

### Most Division Championships Since NFL-AFL Merger (includes ties, 1970-2000)

1. <b>MIAMI</b> .....	16
Dallas .....	16
San Francisco .....	16
4. Pittsburgh .....	14
Minnesota .....	14

### Most Playoff Appearances Since NFL-AFL Merger (1970-2000)

1. Dallas .....	22
2. Minnesota .....	21
3. <b>MIAMI</b> .....	20
4. San Francisco .....	19
5. Pittsburgh .....	18

### Best Home Record Since NFL-AFL Merger (regular season, 1970-2000)

1. <b>MIAMI</b> .....	173	61	1	.738
2. Pittsburgh .....	169	67	0	.716
3. Denver .....	167	66	4	.713
4. Dallas .....	164	70	0	.701
5. Minnesota .....	162	74	2	.685

### Best Road Record Since NFL-AFL Merger (regular season, 1970-2000)

1. San Francisco .....	134	100	1	.572
2. <b>MIAMI</b> .....	131	105	1	.555
3. Oakland .....	127	105	4	.547
4. Dallas .....	123	113	0	.521
5. Minnesota .....	119	114	0	.511

### Best Record Within the AFC East Since NFL-AFL Merger (regular season, 1970-2000)

1. <b>MIAMI</b> .....	154	92	1	.626
2. Buffalo .....	120	123	1	.494
3. New England .....	118	126	0	.484
4. N.Y. Jets .....	110	133	1	.453
5. Indianapolis .....	108	136	1	.443

### Best Interconference Record Since NFL-AFL Merger (regular season, 1970-2000)

1. <b>MIAMI</b> .....	76	33	0	.697
2. Oakland .....	75	40	1	.651
3. Dallas .....	65	43	0	.602
4. San Francisco .....	68	47	0	.591
5. Pittsburgh .....	62	47	0	.569

### Best Record in December Since NFL-AFL Merger (regular season, 1970-2000)

1. Washington .....	69	39	0	.639
2. San Francisco .....	71	41	0	.634
3. <b>MIAMI</b> .....	69	42	0	.622
4. Oakland .....	64	43	0	.598
5. Dallas .....	61	44	0	.581

**60 • Dolphins = Winners**

# 2001 MIAMI DOLPHINS





# JASON ANDERSEN



**Guard**

**6-6 · 315**

**Born: 9/3/75**

**College: Brigham Young '98**

**Acquired: FA, 2000 · Signed Through: 2001**

**NFL: Fourth Season · Dolphins: Second Season**

**62**

## PRO CAREER

**2000** – Played in each of the first seven games of the season with New England in a reserve role before being released on October 21 . . . Signed with Miami on November 14 . . . Was with the Dolphins for each of the final six regular season games and both playoff contests . . . Was inactive for all eight games.

**1999** – Played in 11 games, all in a reserve role. . . Dressed but did not play in five others . . . Majority of action came on special teams . . . Saw some time at center in place of the injured Damien Woody at Miami (11/21).

**1998** – Did not see action in his rookie season . . . Was inactive for nine games, dressed but did not play in seven others . . . Seventh-round draft choice (211th overall) of New England in 1998.

## FIN FACT

Changed his surname from Young to Andersen following his freshman year at BYU.

## COLLEGE

Was a four-year letterman (1994-97) at BYU, where he started each of his final two seasons . . . Primarily the starter at right guard in his junior season of 1996, opened two games at right tackle. . . . Started every game at center as a senior and was the team's only offensive lineman not to allow a sack . . . Majored in sociology.

## PERSONAL

Married to Suni with a daughter, Destinee (10/8/97), and two sons, Jason (9/27/98) and Trey (8/27/00) . . . Lettered in football, basketball and track at Piedmont High School in San Jose, Calif. . . . Was a two-time all-league and all-county choice as both an offensive and defensive tackle . . . Excelled in track, where he finished second in the state finals with a school-record 60-3 in the shot put . . . Participated two years on the BYU outdoor track team . . . Placed seventh in the shot put (58-0) at the WAC finals in 1995 . . . Was seventh in the discus in the conference outdoor meet in 1994 . . . Earned Eagle Scout honors . . . Enjoys fishing, camping and traveling in spare time . . . Born Jason Allen Young, September 3, 1975 in Hayward, Calif.

## JASON ANDERSEN'S NFL REGULAR SEASON STATISTICS


**GAMES/STARTS:** (New England) 1998: 0/0, 1999: 11/0, 2000: 7/0      **3-YEAR TOTALS:** 18/0

## DOLPHIN FACT



The only player for whom the Dolphins received trade value twice is QB John Stofa. Stofa, who joined Miami as a free agent in 1966, was traded on Dec. 26, 1967, to Cincinnati for first and second round draft choices in 1968. He re-joined the Dolphins as a free agent in 1969 and was traded on Nov. 23, 1971, to Denver

for a seventh-round pick in 1972.



# TIM BOWENS

## Defensive Tackle

95

**6-4 • 320**  
**Born: 2/7/73**  
**College: Mississippi '95**  
**Acquired: D1, 1994 • Signed Through: 2002**  
**NFL: Eighth Season • Dolphins: Eighth Season**

### PRO CAREER

### FIN FACT

**2000** – Started all 15 regular season games in which he played at left defensive tackle . . . Finished the year tenth on the team with 53 total tackles (34 solo) . . . Also registered 2.5 sacks, an interception and a career-high five passes defended . . . Sack total tied for third on the club . . . Only game he missed on the year was at Detroit (11/5) when he was inactive with plantar fasciitis in his right foot . . . That snapped a string of 104 consecutive contests in which Bowens had played, a streak which now is tied for the sixth-longest in club history . . . Opened the season with back-to-back five-tackle efforts, vs. Seattle (9/3) and at Minnesota (9/10) . . . One of his tackles in the Vikings game was a sack of quarterback Daunte Culpepper . . . Came up with the first interception of his career in that contest when he picked off a Culpepper pass . . . Also had five stops at Cincinnati (10/1) when he recorded 1.5 sacks, tied for the second-highest total of his career . . . Recorded a season-high six stops vs. Tampa Bay (12/10) . . . Matched that total in season finale at New England (12/24) . . .

**CONSECUTIVE GAMES PLAYED:** From his rookie season through the eighth game of 2000, Bowens played in all 104 league games . . . That streak, which ended on November 5, 2000 at Detroit, is tied for the sixth-longest in franchise history . . . He missed the Lions game with plantar fasciitis in his right foot . . .

### MOST CONSECUTIVE GAMES PLAYED IN DOLPHINS HISTORY

PLAYER	GAMES	YEARS OF STREAK
1. Jim Langer	128	1970-79
2. Garo Yepremian	127	1970-78
3. Bob Baumhower	125	1977-84
4. Richmond Webb	118	1991-98
5. Dwight Stephenson	107	1980-87
6. <b>TIM BOWENS</b>	<b>104</b>	<b>1994-00</b>
Jeff Cross	104	1988-94

**PLAYOFFS:** Started both playoff games following the 2000 season at left defensive tackle . . . Registered seven tackles (all solo), including six in Divisional game at Oakland (1/6/01) . . . Has started all nine playoff games in which he has played in his career . . . Has registered 26 tackles and a sack in those nine contests . . . Lone postseason sack of his career came in Divisional game at Jacksonville (1/15/00).

**1999** – Started 15 of the 16 games in which he played at left defensive tackle . . . Finished with 45 total tackles (28 solo), 1.5 sacks for 5.5 yards lost and a pass defended . . . Tallied five stops in 16-13 victory over Philadelphia (10/24), as Dolphins held the Eagles' offense without a touchdown . . . Was awarded a defensive game ball for his performance in the Eagles game . . . Posted four stops in win at Oakland (10/31), and was awarded a defensive game ball . . . Came up with two tackles, including a half-sack, in 17-0 shutout victory over Tennessee (11/7), and received a defensive game ball for his performance . . . Notched a season-high seven tackles at Buffalo (11/14) . . . Recorded six tackles vs. Indianapolis (12/5) . . . Turned in a five-tackle effort vs. San Diego (12/19) as Dolphins held the Chargers without a touchdown in 12-9 win . . . Did not start vs. N.Y. Jets (12/27) as Miami opened with six defensive backs . . . That snapped a string of 92 straight games in which Bowens had started, dating back to his rookie



season of 1994 . . . Started both playoff games following the 1999 season at left defensive tackle . . . Totaled five tackles, including a sack, which came in Divisional game at Jacksonville (1/15).

**1998** – Started all 16 regular season games at left defensive tackle . . . Was an integral part of a defense that allowed a league-low 265 points . . . Finished with 44 total tackles and a pass defended . . . Was voted as a starter to the AFC Pro Bowl squad, the initial Pro Bowl selection of his career and the only Dolphin chosen in 1998 . . . Did not play, however, due to a torn right biceps tendon . . . Registered seven tackles in season-opener at Indianapolis (9/6) . . . Had five stops the following week vs. Buffalo (9/13) when he received a defensive game ball as Miami held the Bills to just seven points on the afternoon . . . Had two stops and was awarded a defensive game ball for his performance in shutout victory over Pittsburgh (9/20) . . . Amassed six tackles at N.Y. Jets (10/4) . . . Registered five tackles in season finale at Atlanta (12/27) . . . Sustained a torn right biceps tendon in First-Round Playoff victory against Buffalo (1/2/99) . . . Was on Injured Reserve for Divisional contest at Denver (1/9/99) . . . Signed a five-year contract extension through 2002 on August 25, 1998, after signing a one year contract at the tender amount for a franchise player on August 21. . .

**PRO BOWL:** Was named as a starter at defensive tackle for the AFC in the 1998 Pro Bowl, the only Dolphin named to the squad . . . Became the first Dolphin to be chosen to the Pro Bowl since tackle Richmond Webb in 1996, and the first Miami starter since 1995, when Webb, quarterback Dan Marino and guard Keith Sims all were selected to start the game . . . Became the first defensive player to be picked as a starter since linebacker Bryan Cox in 1992, and the first defensive lineman chosen since Jeff Cross in 1990 . . . He also became the first Dolphins defensive tackle to be picked since Brian Sochia in 1988, and he is only the second defensive tackle in team history to be named a Pro Bowl starter, joining Bob Baumhower, who was selected in 1983.

**1997** – Started all 16 games at left defensive tackle . . . Was voted by his teammates as the defensive captain on November 5 . . . Finished the year with 70 total tackles, five sacks for 43.5 yards lost, one fumble recovery, two forced fumbles and four passes defended . . . Tackle total represented the second-most of his career and ranked seventh on the squad . . . Five sacks were a career-best as well, and tied for second on the club . . . Opened the season with six tackles, including a sack, vs. Indianapolis (8/31) . . . Recorded six stops and a sack vs. Kansas City (10/5) . . . Had one sack among four tackles at N.Y. Jets (10/12) . . . Tallied a season-high nine tackles, including a half-sack, vs. Chicago (10/27) . . . Posted seven tackles the following week at Buffalo (11/2) . . . Turned in best performance of the season at Oakland (11/30), when he matched a season-high with nine tackles, and registered a season-best 1.5 sacks, including a forced fumble, fumble recovery and his first career touchdown . . . Along with Zach Thomas, sacked Raiders QB Jeff George in the end zone, and in the process stripped George of the ball and recovered it for his first career score . . . It marked the first time a Dolphins defensive lineman scored a touchdown since Chuck Klingbeil scored a TD when he recovered a fumble by Packers QB Don Majkowski in the end zone on September 22, 1991 vs. Green Bay . . . Started at left tackle in Dolphins' 17-3 First-Round Playoff loss at New England (12/28) and recorded four tackles.

**1996** – Started all 16 games at right defensive tackle . . . Finished with a career-high 75 tackles (57 solo), three sacks, one fumble recovery, two forced fumbles and three passes defended . . . Finished second on the team in tackles twice . . . Opened season with five tackles and added one pass defended and one fumble recovery against New England (9/1) . . . Recorded five tackles and a pass defended against N.Y. Jets (9/15) . . . Registered five tackles, one forced fumble and a pair of sacks for his first career multiple sack game, at Buffalo (10/13) . . . Recorded eight tackles at Philadelphia (10/20) . . . Finished second on the team with nine tackles at Houston (11/17) . . . Had four tackles and a sack against N.Y. Giants (12/8).

**1995** – Started all 16 regular season games and one playoff contest . . . Finished with 52 tackles (44 solo), two sacks, two fumble recoveries, two forced fumbles and four passes defended . . . Opened the season with three tackles and a pass defended against N.Y. Jets (9/3) . . . Posted two tackles, including two half-sacks (shared with Marco Coleman and Dion Foxx) and recovered a fumble against Pittsburgh (9/18) . . . Recorded four tackles and one pass defended at New Orleans (10/15) . . . Tied for team lead with six tackles and a sack at N.Y. Jets (10/22) . . . Registered seven tackles and also deflected an 18-yard field goal attempt by Matt Bahr against New England (11/12) . . . Had four tackles, two forced fumbles, and one fumble recovery against Kansas City (12/11), marking the second time in his career with two forced

fumbles; he also forced a pair of fumbles at N.Y. Jets on Nov. 27, 1994 . . . Recorded six tackles and one pass defended at Buffalo (12/17) . . . Posted four tackles in AFC First-Round Playoff game at Buffalo (12/30).

**1994** — Played in all 16 regular season games with 15 starts and started both playoff contests as a rookie . . . Earned numerous rookie honors including NFL Defensive Rookie of the Year by both Associated Press and Pro Football Weekly . . . Finished with 63 tackles (45 solo), three sacks, three forced fumbles, one fumble recovery and three passes defended . . . Important part of Dolphins defense which set team record for fewest rushing yards allowed in a season . . . Made NFL debut in starting role at defensive tackle against New England (9/4) and had three tackles . . . Saw only reserve action of season as team opened in nickel defense at Green Bay (9/11) . . . Posted four tackles and first NFL sack, at Minnesota (9/25) . . . Had nine tackles at Buffalo (10/9) . . . Finished with nine tackles against Indianapolis (11/6) . . . Recorded nine tackles, one pass defended and a fumble recovery against Chicago (11/13) . . . Had exceptional game at N.Y. Jets (11/27) with seven tackles, one sack and two forced fumbles . . . Closed regular season with one tackle and a sack against Detroit (12/25) . . . Started both playoff contests . . . Finished with six tackles (four solo) and a pass defended . . . First-round draft choice (20th overall) of Miami in 1994 . . .

**ROOKIE HONORS:** One of the most honored NFL rookies in 1994 . . . Named NFL Defensive Rookie of the Year by Associated Press and Pro Football Weekly . . . Became first Dolphins player to win AP's defensive rookie award since A.J. Duhe in 1977 . . . Picked as second-team All-AFC by United Press International . . . Selected as Tommy Fitzgerald Award winner as outstanding Miami rookie in training camp . . . Named to all-rookie teams of College and Pro Football Newsweekly, Football News, Pro Football Weekly and Pro Football Writers of America . . . Voted by South Florida media as Dolphins' Rookie of the Year and Outstanding Defensive Lineman.

## COLLEGE

One-year starter at Mississippi . . . Transferred from Itawamba (Miss.) Community College . . . Left school following junior campaign . . . Played in nine games with seven starts in his final season . . . Key member of nation's top defense . . . Named second-team All-Southeastern Conference . . . Recorded 53 tackles (47 solo) and six sacks . . . Added one forced fumble, one fumble recovery and one interception . . . Responded with three tackles, three quarterback pressures, a forced fumble and an interception in first collegiate start, against Vanderbilt . . . Sat out contests against Northern Illinois and Mississippi State to concentrate on academics . . . Lettered twice at Itawamba Community College . . . Named All-American, all-region and all-state as a sophomore . . . Recorded 58 tackles (45 solo), eight sacks, two fumble recoveries and two forced fumbles . . . Had five sacks and was named most valuable player of the Mineral Bowl . . . Named all-state as a freshman . . . Recorded 50 tackles (38 solo), two fumble recoveries, one forced fumble and five sacks . . . Majored in criminal justice.

## PERSONAL

Single, resides in Williams Island, Fla . . . Has two sons, Camrin Deion (3/15/96) and Tim, Jr. (6/14/99), and a daughter, Timera (11/9/00) . . . Attended Okolona (Miss.) High School . . . Named all-state and was a two-time all-district selection . . . Lettered as a tight end and linebacker . . . Led team to an 11-2 record and Class AA state semifinals as a senior . . . Lettered three times in football and twice in basketball . . . Enjoys shooting pool . . . Lists "Friday" as favorite movie, "Martin" as favorite television show and Ice Cube as favorite recording artist . . . Full name is Timothy L. Bowens, born February 7, 1973, in Okolona, Miss.



## TIM BOWENS' NFL REGULAR SEASON STATISTICS

YEAR	TEAM	G-S	TACK.	ASST.	TOTAL	FUM. REC.	FOR. FUM.	QB SACK	YDS LOST
1994	Miami	16-15	45	18	63	1	3	3	27.0
1995	Miami	16-16	44	8	52	2	2	2	16.0
1996	Miami	16-16	57	18	75	1	2	3	16.0
1997	Miami	16-16	48	22	70	1	2	5	43.5
1998	Miami	16-16	29	15	44	0	0	0	0.0
1999	Miami	16-15	28	17	45	0	0	1½	5.5
2000	Miami	15-15	34	19	53	0	0	2½	13.5
<b>7-YEAR TOTALS</b>		<b>111-109</b>	<b>285</b>	<b>117</b>	<b>402</b>	<b>5</b>	<b>9</b>	<b>17</b>	<b>121.5</b>

## TIM BOWENS' NFL PLAYOFF STATISTICS

YEAR	TEAM	G-S	TACK.	ASST.	TOTAL	FUM. REC.	FOR. FUM.	QB SACK	YDS LOST
1994	Miami	2-2	4	2	6	0	0	0	0.0
1995	Miami	1-1	2	2	4	0	0	0	0.0
1997	Miami	1-1	3	1	4	0	0	0	0.0
1998	Miami	1-1	0	0	0	0	0	0	0.0
1998	Miami	2-2	5	0	5	0	0	1	7.0
2000	Miami	2-2	7	0	7	0	0	0	0.0
<b>PLAYOFF TOTALS</b>		<b>9-9</b>	<b>21</b>	<b>5</b>	<b>26</b>	<b>0</b>	<b>0</b>	<b>1</b>	<b>7.0</b>

## ADDITIONAL STATS

**Interceptions:** 1 for 0 yards in 2000

**Passes Defended:** 3 in 1994, 4 in 1995, 3 in 1996, 4 in 1997, 1 in 1998, 1 in 1999, 5 in 2000 for total of 21 (P-1)

**Defensive Touchdowns:** 1 fumble recovery in 1997

## SINGLE-GAME HIGHS

**Most Sacks:**  
 2.0 at Buffalo, 10/13/96  
 1.5 at Oakland, 11/30/97  
 1.5 at Cincinnati, 10/1/00

# LORENZO BROMELL

## Defensive End

**6-6 • 268**

**Born: 9/23/75**

**College: Clemson '98**

**Acquired: D4, 1998 • Signed Through: 2001**

**NFL: Fourth Season • Dolphins: Fourth Season**

# 91

## PRO CAREER

**2000** – Played in eight games during the regular season, all in a reserve role . . . Was inactive for eight contests, including the season opener and games 6-12 . . . Finished the year with 14 total tackles, two sacks and a pass defended . . . Recorded a season-high five tackles, including his first sack of the year, at Buffalo (12/3) . . . Also came up with a sack in season-ending win at New England (12/24) . . .

**PLAYOFFS:** Appeared in both playoff games following the 2000 season in a reserve role . . . Registered four tackles (three solo), a

## FIN FACT

Prior to enrolling at Clemson University, Lorenzo spent two seasons at Georgia Military College, where he played for Head Coach Robert Nunn, now a defensive quality control coach with the Dolphins.

sack and a forced fumble . . . All of his postseason stats came in Divisional game at Oakland (1/6/01), when he sacked Raiders QB Rich Gannon, causing him to fumble the ball, which was recovered by Trace Armstrong . . . In his career, has played in six postseason contests and recorded five stops, a sack and a forced fumble.

**1999** – Appeared in 15 regular season games, including one start . . . Finished the year with 20 total tackles (14 solo) and five sacks for 31 yards in losses . . . Sack total tied for third on the team, along with Daryl Gardener . . . Opened the season with four tackles at Denver (9/13) . . . In addition, blocked a Jason Elam 44-yard field goal attempt . . . Terrell Buckley returned the blocked kick 43 yards to the Broncos' 36 and the Dolphins went in for a touchdown to tie the score at seven in a game they won 38-21 . . . Came up with three tackles, including a pair of sacks, at New England (10/17), marking the third multiple sack game of his career . . . Recorded four tackles and 1.5 sacks the following week vs. Philadelphia (10/24) as the Dolphins held the Eagles' offense without a touchdown . . . Was awarded a defensive game ball for his performance in the Philadelphia contest . . . Lone start of the season came vs. N.Y. Jets (12/27) when Dolphins opened with six defensive backs and Bromell started at right defensive tackle . . . Was inactive for season finale at Washington (1/2) . . . Appeared in both playoff games following the 1999 season in a reserve role and registered one tackle . . .

**SACKS OVER FIRST TWO YEARS:** In his first two seasons in Miami, Bromell accumulated 13 sacks, the fifth-highest total ever by a Dolphin in his first two NFL seasons:

#### MOST SACKS BY A DOLPHIN IN HIS FIRST TWO SEASONS

PLAYER	FIRST-YEAR SACKS	SECOND-YEAR SACKS	TOTAL SACKS
1. Bryan Cox	2.0 (1991)	14.0 (1992)	16.0
2. A.J. Duhe	7.0 (1977)	8.0 (1978)	15.0
3. Jason Taylor	5.0 (1997)	9.0 (1998)	14.0
Bill Stanfill	8.0 (1969)	6.0 (1970)	14.0
<b>5. LORENZO BROMELL</b>	<b>8.0 (1998)</b>	<b>5.0 (1999)</b>	<b>13.0</b>

**1998** – Played in 14 regular season games and both playoff contests, all in a reserve capacity . . . Was inactive for two more games . . . Finished the year with 34 tackles, including eight sacks for 62 yards in losses . . . Sack total ranked third on the club . . . Also recovered a fumble and forced a fumble . . . Dolphins were 5-1 in games where he had a sack . . . Was inactive for season-opener at Indianapolis (9/6) with a knee injury sustained during the preseason . . . Made NFL debut the following week, in a reserve role vs. Buffalo (9/13), and registered three tackles, including the first two sacks of his NFL career, for 21 yards in losses . . . Two sacks were among a season-high eight for the Dolphins on the day . . . His personal total also tied for the third-highest ever by a Dolphins rookie in a game . . . Had two tackles and a sack in shutout victory over Pittsburgh (9/20) . . . Tallied a season-high five tackles, including a sack, in shutout win over St. Louis (10/18) . . . Had two tackles and a sack at New England (11/23) . . . Came up with three tackles, two sacks, a fumble recovery and a forced fumble in win over New Orleans (11/29) . . . Had one tackle, a six-yard sack of Denver QB Bubba Brister, in Monday night win over Denver (12/21) . . . The sack in the Broncos game was his eighth of the season, tying Bill Stanfill's club single-season mark for most sacks by a rookie . . . Came up with five tackles in season finale at Atlanta (12/27) . . . Underwent successful surgery on his left shoulder on January 11, 1999 . . . The surgery was performed by Dr. John Uribe at HealthSouth Doctor's Hospital in Coral Gables . . . Fourth round draft choice by Miami (102nd overall) in 1998, with a pick acquired from Philadelphia in a draft day trade-up . . .

**AMONG ROOKIE SACK LEADERS:** With eight sacks in 1998, Bromell equaled Bill Stanfill's mark for most sacks by a rookie in a season in team history . . . Stanfill achieved his total in 1969 . . . In addition, Bromell registered two sacks in a game twice during the course of the season, tied for the third-highest total by a Dolphins rookie in a game:



## MIAMI DOLPHINS ROOKIE SACK LEADERS

SEASON			GAME			
PLAYER	YEAR	SACKS	PLAYER	DATE	OPP.	SACKS
1. <b>LORENZO BROMELL</b>	1998	8.0	1. A.J. Duhe	11/6/77	at N.Y. Jets	3.0
Bill Stanfill	1969	8.0	2. Marco Coleman	10/25/92	vs. Ind.	3.0
3. A.J. Duhe	1977	7.0	3. <b>LORENZO BROMELL</b>	9/13/98	VS. BUFF.	2.0
4. Marco Coleman	1992	6.0	<b>LORENZO BROMELL</b>	11/29/98	VS. N.O.	2.0
5. Derrick Rodgers	1997	5.0	Nine others			2.0
Jason Taylor	1997	5.0				

Bromell's sack total tied for first among NFL rookies in 1998, along with Packers DE Vonnie Holliday . . . Of the top seven rookie sackers in the NFL in 1998, Bromell was one of only three who was not a first-round draft choice:

## MOST SACKS BY AN NFL ROOKIE IN 1998

PLAYER	TEAM	ROUND DRAFTED	OVERALL PICK	SACKS
1. <b>LORENZO BROMELL</b>	<b>MIAMI</b>	4	102	8.0
Vonnie Holliday	Green Bay	1	19	8.0
3. Greg Ellis	Dallas	1	8	3.0
Michael Myers	Dallas	4	100	3.0
Brian Simmons	Cincinnati	1	17	3.0
Greg Spires	New England	3	83	3.0
Grant Wistrom	St. Louis	1	6	3.0

When Bromell's sack total is combined with fellow rookie lineman Kenny Mixon's two, Miami had the top rookie sack tandem in the NFL in 1998:

## TOP NFL ROOKIE SACK TANDEM IN 1998

TEAM	PLAYER	SACKS	PLAYER	SACKS	TOTAL
<b>MIAMI</b>	<b>LORENZO BROMELL</b>	8.0	<b>KENNY MIXON</b>	2.0	10.0
Green Bay	Vonnie Holiday	8.0	Billy Lyon	1.0	9.0
Dallas	Greg Ellis	3.0	Michael Myers	3.0	6.0
Cincinnati	Brian Simmons	3.0	Takeo Spikes	2.0	5.0

Only one tandem per team is included, therefore top tandems do not include Jude Waddy of Green Bay (1.0) and Steve Foley of Cincinnati (2.0).

**POSTSEASON HONORS:** Following the 1998 season, Bromell was named to the All-Rookie teams of College and Pro Football Newsweekly and The Football News.

## COLLEGE

Was a two-year letterman (1996-97) and one-year starter at Clemson after transferring from Georgia Military College, where he played two seasons (1994-95) for current Dolphins defensive quality control coach Robert Nunn, who was the head coach there at the time . . . Was a second-team All-Atlantic Coast Conference pick as a senior in 1997 when he registered 59 total tackles, six sacks, 14 tackles for loss and a fumble recovery . . . Notched eight sacks in his two seasons for the Tigers . . . Majored in speech communications.

## PERSONAL

Single, splits residence between Bronx, N.Y. and Fort Lauderdale, Fla . . . Lettered in football and basketball at Choapee High School in Georgetown, S.C. . . Enjoys playing basketball and video games in spare time . . . Lists "Terminator 2" as favorite movie, "Martin" as favorite television show and Wu-Tang Clan as favorite musical group . . . Assisted in building a house for Habitat for Humanity this past offseason . . . Full name is Lorenzo Alexis Bromell, born September 23, 1975, in Georgetown, S.C.

## LORENZO BROMELL'S NFL REGULAR SEASON STATISTICS

YEAR	TEAM	G-S	TACK.	ASST.	TOTAL	FUM. REC.	FOR. FUM.	QB SACK	YDS LOST
1998	Miami	14-0	20	14	34	1	1	8	62.0
1999	Miami	15-1	14	6	20	0	0	5	31.0
1999	Miami	8-0	11	3	14	0	0	2	7.0
<b>3-YEAR TOTALS</b>		<b>37-1</b>	<b>45</b>	<b>23</b>	<b>68</b>	<b>1</b>	<b>1</b>	<b>15</b>	<b>100.0</b>

## LORENZO BROMELL'S NFL PLAYOFF STATISTICS


YEAR	TEAM	G-S	TACK.	ASST.	TOTAL	FUM. REC.	FOR. FUM.	QB SACK	YDS LOST
1998	Miami	2-0	0	0	0	0	0	0	0.0
1999	Miami	2-0	1	0	1	0	0	0	0.0
2000	Miami	2-0	3	1	4	0	1	1	0.0
<b>PLAYOFF TOTALS</b>		<b>6-0</b>	<b>4</b>	<b>1</b>	<b>5</b>	<b>0</b>	<b>1</b>	<b>1</b>	<b>0.0</b>

## ADDITIONAL STATS

**Blocked Kicks:** 1 FG in 1999

## SINGLE-GAME HIGHS

**Most Sacks:** 2.0 vs. Buffalo, 9/13/98  
 2.0 vs. New Orleans, 11/29/98  
 2.0 at New England, 10/17/99



# ANTHONY CESARIO

## Guard

**6-5 • 305**

**Born: 7/19/76**

**College: Colorado State '99**

**Acquired: FA, 2000 • Signed Through: 2001**

**NFL: Third Season • Dolphins: Second Season**

64

## PRO CAREER

**2000** – Went to training camp with Jacksonville, and was waived by the Jaguars on August 27 . . . Signed by New Orleans to that team's practice squad on October 4 . . . Signed by the Dolphins off the Saints' practice squad on October 25 . . . Was inactive for all nine games during the regular season and both playoff contests.

**1999** – In his rookie season, was inactive for all 16 regular season games and both playoff contests with the Jaguars . . . Third-round draft choice (88th overall) of Jacksonville in 1999.

## FIN FACT

Anthony did not allow a sack over his final 28 collegiate games at Colorado State.

## COLLEGE

Was a four-year letterman (1995-98) at Colorado State, where he started each of his final three seasons at strongside guard . . . Was either a first or second-team all-conference selection each of his final three seasons . . . Was a first-team All-Western Athletic Conference choice and a first-team All-America pick as a senior in 1998 . . . Also was a finalist for the Lombardi Award, given annually to the nation's top lineman . . . Was a first-team all-conference selection as a junior and a second-team pick as a sophomore . . . Majored in criminal justice.





## PERSONAL

Single . . . Resides in Pueblo, Colo . . . Was a two-time all-conference lineman at South High School in Pueblo . . . Also earned all-conference recognition in track on two occasions . . . Full name is Anthony Angelo Cesario, born July 19, 1976.

## ANTHONY CESARIO'S NFL REGULAR SEASON STATISTICS

**GAMES/STARTS:** (Jacksonville) 1999: 0/0, (Miami) 2000: 0/0

**2-YEAR TOTALS:** 0/0



# TERRY COUSIN

## Cornerback

**5-9 • 181**  
**Born: 3/11/75**  
**College: South Carolina '97**  
**Acquired: UFA (Atl.), 2001 • Signed Through: 2001**  
**NFL: Fifth Season • Dolphins: First Season**

# 21

## PRO CAREER

**2000** — Signed a one-year contract with the Dolphins as an Unrestricted Free Agent on March 15, 2001 . . . Went to training camp with Chicago . . . Was waived by the Bears on August 27 and claimed by Atlanta the following day . . . Appeared in 15 games for the Falcons, all in a reserve role . . . Posted six tackles on defense and four more on special teams . . . Saw action during the course of the year as the Falcons' dime back.

**1999** — Started nine of the 16 games in which he played for Chicago at right cornerback, including each of the final eight . . . Tallied 52 tackles (39 solo), two interceptions, two passes defended, a fumble recovery and a forced fumble . . . Interception total tied for second on the squad . . . Contributed seven tackles and a forced fumble on special teams . . . Interceptions came at Minnesota (10/10) and vs. Detroit (12/19) . . . Forced and recovered a fumble on the same play vs. Philadelphia (10/17).

**1998** — Started 12 of the 16 games in which he appeared at left cornerback . . . Opened the season as the nickel back, but moved into starting lineup following an injury to Tom Carter . . . Finished the year with 73 total tackles (55 solo), an interception, 18 passes defended, two fumble recoveries and a forced fumble . . . Ranked second on the team in passes defended . . . Also had three stops on special teams . . . Notched a career-high nine tackles, in addition to two passes defended, a forced fumble and a fumble recovery at Arizona (10/11) . . . First career interception occurred at Green Bay (12/13) when he picked off a Brett Favre pass . . . Knocked away three passes the following week in a 24-3 win over Baltimore (12/20) . . . Had eight solo stops vs. Green Bay (12/27).

**1997** — Played in six games, all in a reserve role . . . Dressed but did not see action in another contest . . . Went to camp with Chicago as an undrafted rookie free agent . . . Was waived on August 24 and signed to the Bears' practice squad two days later . . . Was activated to the 53-man roster on October 25 . . . Finished with three tackles and a pass defended . . . Added four stops on special teams . . . First NFL action came at Miami (10/27).

## FIN FACT

With Terry's athletic prowess, he also lettered as a sprinter on the University of South Carolina track team.

## COLLEGE

Was a four-year letterman (1993-96) at South Carolina . . . In his career, recorded 203 tackles

and five interceptions . . . As a senior, was voted as the team's Outstanding Defensive Back and Most Improved Player . . . Returned 14 kickoffs for an 18.4-yard average as a senior . . . Led the team and was fourth in the SEC his senior season with a 23.7-yard average on 26 kickoff returns . . . Appeared in nine games as a freshman in 1993 and was named the team's Outstanding Freshman that year . . . Earned a degree in retail management.

## PERSONAL

Married to Carmen . . . Also lettered as a sprinter on the South Carolina track squad . . . Earned All-Dade County accolades as a running back his senior season at Miami Beach Senior High School . . . Assisted in building a house for Habitat for Humanity this past offseason . . . Born March 11, 1975 in Miami, Fla.

## TERRY COUSIN'S NFL REGULAR SEASON STATISTICS

YEAR	TEAM	G-S	TACK.	ASST.	TOTAL	FUM. REC.	INT.	YDS.	LG	TD
1997	Chicago	6-0	2	1	3	0	0	0	0	0
1998	Chicago	16-12	55	18	73	2	1	0	0	0
1999	Chicago	16-9	39	13	52	1	2	1	1	0
2000	Atlanta	15-0	4	2	6	0	0	0	0	0
<b>4-YEAR TOTALS</b>		<b>53-21</b>	<b>100</b>	<b>34</b>	<b>134</b>	<b>3</b>	<b>3</b>	<b>1</b>	<b>1</b>	<b>0</b>

## ADDITIONAL STATS

**Passes Defensed:** 1 in 1997, 18 in 1998, 2 in 1999 for total of 21

**Forced Fumbles:** 1 in 1998, 1 in 1999 for total of 2

**Blocked Kicks:** 1 PAT in 1998

**Special Teams Tackles:** 4 in 1997, 3 in 1998, 7 in 1999, 4 in 2000 for total of 18

# AUTRY DENSON

## Running Back

**5-10 • 203**

**Born: 12/8/76**

**College: Notre Dame '99**

**Acquired: FA, 1999 • Signed Through: 2001**

**NFL: Third Season • Dolphins: Third Season**

# 28

## PRO CAREER

**2000** – Appeared in 11 games during the regular season, all in a reserve role . . . Was inactive for five contests, including each of the first four . . . Rushed for 108 yards on 31 attempts with a long run of 12, and caught 14 passes for 105 yards with a long catch of 28 . . . Also led the team, was third in the AFC and sixth in the NFL with a 24.8-yard average on 20 kickoff returns with a long of 56 . . . Contributed three special teams tackles during the course of the season as well . . . Rushed for season-best 32 yards on eight carries at Cincinnati (10/1) . . . Returned the game-opening kickoff a career-long 56 yards at Detroit (11/5), setting up a Lamar Smith 46-yard touchdown run on the following play . . . Had his best game of the season in comeback win at Indianapolis (11/26) when he rushed for 22 yards on three attempts, including a season-long 12-yard run, and caught a career-high six passes for 63 yards with a long of 28 . . . Was an integral part of the game-winning drive which covered 86 yards in nine plays and ended with a 17-yard TD pass from Damon Huard to Oronde Gadsden with 1:10 to play, lifting the Dolphins to a 17-14 victory . . . On that drive, he rushed two times for 10 yards and caught three

## FIN FACT

One of several local products on Miami's roster, Autry attended Nova High School in Davie, located minutes from the Dolphins' training facility.



passes for 40 yards ... Of his five touches on the drive, three resulted in a first down, including a 28-yard reception on the drive's first play after the Dolphins started at their own 14 ...

**PLAYOFFS:** Appeared in both playoff contests following the 2000 season in a reserve role ... Rushed for 12 yards on three carries and had a team-high eight receptions for 60 yards ... Also returned six kickoffs for a 24.5-yard average with a long of 32 ... Ran for 12 yards on three carries while catching six passes for 42 yards in Divisional contest at Oakland (1/6/01) ... In his career, has participated in four playoff games, all in a reserve role ... Has rushed for 41 yards on 16 attempts with a long of 17 and caught eight passes for 60 yards with a long of 14 ... Also has fielded six kickoff returns for a 24.5-yard average with a long of 32 ... Also has recorded one special teams tackle.

**1999** – Was selected by Tampa Bay in the seventh-round (233rd overall) of the 1999 draft ... Was waived by the Bucs on September 5 and signed to the team's practice squad on September 7 ... Signed with the Dolphins to the 53-man roster on October 20 ... Played in six regular season games with Miami, including one start ... Was inactive for four games, dressed but did not see action in one other ... Rushed for 98 yards on 28 attempts with a long run of 20, and caught four passes for 28 yards with a long of 10 ... Also contributed five tackles on special teams ... Made lone start of the year in season finale at Washington (1/2/00) ... Rushed for a game-high 80 yards on 21 carries with a long of 20 and caught three passes for 26 yards with a long of 10 in the Redskins contest ... Appeared in both playoff contests following the 1999 season in a reserve role ... Rushed for 29 yards on 13 attempts with a long of 17 ... Recorded one special teams tackle.

## COLLEGE

In four seasons (1995-98) at Notre Dame, established himself as the school's all-time leading rusher with 4,318 yards and 43 touchdowns on 854 carries (5.0 avg.) ... Broke the record formerly held by Allen Pinkett (4,131 yards) ... Rushed for more than 1,000 yards in each of his final three seasons, joining Pinkett as the only player in school history to surpass the 1,000-yard rushing plateau three different times ... Also caught 53 passes for 432 yards and three touchdowns, returned 16 kickoffs for a 17.1-yard average and fielded 29 punts for a 10.5-yard average, including a touchdown, in his career ... Holds the school record with 5,327 career all-purpose yards ... Was a second-team All-America selection as a senior in 1998 when he started every game and rushed for 1,176 yards and 15 touchdowns on 251 carries ... Was voted as the team MVP and was a finalist for the Doak Walker Award that year ... Tallied a career-best 189 yards rushing against Baylor ... Ran for a career-high 1,268 yards and 12 touchdowns on 264 attempts in his junior campaign, the fourth-highest single-season rushing total in school history ... Also caught 30 passes for 175 yards and one touchdown ... Opened nine of 11 contests as a sophomore and rushed for 1,179 yards and eight scores on 202 carries ... Totaled 11 receptions for 111 yards and a pair of touchdowns as well ... As a true freshman in 1995, played in every game and rushed for 695 yards and eight touchdowns on 137 attempts ... Began his career as a cornerback before being switched to running back for the second game of his freshman season ... Earned degree in management information systems.

## PERSONAL

Single, resides in Coconut Creek, Fla ... Was a four-year letterman at Nova High School in Davie, just minutes from the Dolphins' training facility ... Finished his career by rushing for 4,738 yards and 66 touchdowns ... Was team captain his junior and senior seasons ... Rushed for 1,300 yards and a Broward County-record 18 touchdowns as a senior ... Was a two-time all-state selection and was chosen as Broward County's Offensive Player of the Year each of his final two seasons ... Appeared in music video for rap star Da Brat ... Assisted in building a house for Habitat for Humanity this past off-season ... Was selected as one of "The 29 Most Eligible Super Bachelors" in the June 2001 issue of Ebony Magazine ... Full name is Autry Lamont Denson, born December 8, 1976, in Lauderdale, Fla.

## AUTRY DENSON'S NFL REGULAR SEASON STATISTICS

YEAR	TEAM	RUSHING						RECEIVING			
		G-S	ATT.	YDS.	AVG.	LG	TD	NO.	YDS.	LG	TD
1999	Miami	6-1	28	98	3.5	20	0	4	28	10	0
2000	Miami	11-0	31	108	3.5	12	0	14	105	28	0
<b>2-YEAR TOTALS</b>		<b>17-1</b>	<b>59</b>	<b>206</b>	<b>3.5</b>	<b>20</b>	<b>0</b>	<b>18</b>	<b>133</b>	<b>28</b>	<b>0</b>

## AUTRY DENSON'S NFL PLAYOFF STATISTICS

YEAR	TEAM	RUSHING						RECEIVING			
		G-S	ATT.	YDS.	AVG.	LG	TD	NO.	YDS.	LG	TD
1999	Miami	2-0	13	29	2.2	17	0	0	0	0	0
2000	Miami	2-0	3	12	4.0	7	0	8	60	14	0
<b>PLAYOFF TOTALS</b>		<b>4-0</b>	<b>16</b>	<b>41</b>	<b>2.6</b>	<b>17</b>	<b>0</b>	<b>8</b>	<b>60</b>	<b>14</b>	<b>0</b>

## ADDITIONAL STATS

**Special Teams Tackles:** 5 in 1999, 3 in 2000 for total of 8 (P-1)

**Kickoff Returns:** 20 for 495 yards, 24.8 avg., long 56 in 2000 (P-6 for 147 yards, 24.5 avg., long 32)

## SINGLE-GAME HIGHS

<b>Most Rushing Yards:</b>	80	at Washington, 1/2/00
	32	at Cincinnati, 10/1/00
	22	at Indianapolis, 11/26/00
<b>Most Rushing Attempts:</b>	21	at Washington, 1/2/00
	8	at Cincinnati, 10/1/00
	*7	at Seattle, 1/9/00
<b>Longest Runs:</b>	20	at Washington, 1/2/00
	*17	at Seattle, 1/9/00
	12	at Indianapolis, 11/26/00
<b>Most Receptions:</b>	6	at Indianapolis, 11/26/00
	*6	at Oakland, 1/6/01
	3	at Washington, 1/2/00
<b>Most Receiving Yards:</b>	3	vs. N.Y. Jets, 11/19/00
	63	at Indianapolis, 11/26/00
	*42	at Oakland, 1/6/01
<b>Longest Receptions:</b>	26	at Washington, 1/2/00
	28	at Indianapolis, 11/26/00
	*14	at Oakland, 1/6/01
<b>Most Kickoff Returns:</b>	12	at New England, 12/24/00
	*5	at Oakland, 1/6/01
	4	vs. N.Y. Jets, 11/19/00
<b>Most Kickoff Return Yds.:</b>	3	vs. Tampa Bay, 12/10/00
	*116	at Oakland, 1/6/01
	89	vs. N.Y. Jets, 11/19/00
<b>Long Kickoff Returns:</b>	65	at Indianapolis, 11/26/00
	56	at Detroit, 11/5/00
	39	vs. Green Bay, 10/29/00
	39	at Indianapolis, 11/26/00

\* Playoff Game



# AUTRY DENSON'S RUSHING BREAKDOWN

	2000						CAREER					
	G	NO	YDS	AVG	LG	TD	G	NO	YDS	AVG	LG	TD
Buffalo	2	3	15	5.0	5	0	2	3	15	5.0	5	0
Indianapolis	2	5	33	6.6	12	0	3	5	33	6.6	12	0
Miami	-	-	-	-	-	-	-	-	-	-	-	-
New England	1	2	-1	-0.5	0	0	2	2	-1	-0.5	0	0
N.Y. Jets	1	6	21	3.5	6	0	3	8	26	3.3	6	0
<b>AFC East</b>	<b>6</b>	<b>16</b>	<b>68</b>	<b>4.3</b>	<b>12</b>	<b>0</b>	<b>10</b>	<b>18</b>	<b>73</b>	<b>4.1</b>	<b>12</b>	<b>0</b>
Baltimore	-	-	-	-	-	-	-	-	-	-	-	-
Cincinnati	1	8	32	4.0	7	0	1	8	32	4.0	7	0
Cleveland	-	-	-	-	-	-	-	-	-	-	-	-
Jacksonville	-	-	-	-	-	-	-	-	-	-	-	-
Pittsburgh	-	-	-	-	-	-	-	-	-	-	-	-
Tennessee	-	-	-	-	-	-	-	-	-	-	-	-
<b>AFC Central</b>	<b>1</b>	<b>8</b>	<b>32</b>	<b>4.0</b>	<b>7</b>	<b>0</b>	<b>1</b>	<b>8</b>	<b>32</b>	<b>4.0</b>	<b>7</b>	<b>0</b>
Denver	-	-	-	-	-	-	-	-	-	-	-	-
Kansas City	-	-	-	-	-	-	-	-	-	-	-	-
Oakland	-	-	-	-	-	-	-	-	-	-	-	-
San Diego	1	5	5	1.0	9	0	2	10	18	1.8	9	0
Seattle	-	-	-	-	-	-	-	-	-	-	-	-
<b>AFC West</b>	<b>1</b>	<b>5</b>	<b>5</b>	<b>1.0</b>	<b>9</b>	<b>0</b>	<b>2</b>	<b>10</b>	<b>18</b>	<b>1.8</b>	<b>9</b>	<b>0</b>
<b>AFC Total</b>	<b>8</b>	<b>29</b>	<b>105</b>	<b>3.6</b>	<b>12</b>	<b>0</b>	<b>13</b>	<b>36</b>	<b>123</b>	<b>3.7</b>	<b>12</b>	<b>0</b>
Arizona	-	-	-	-	-	-	-	-	-	-	-	-
Dallas	-	-	-	-	-	-	-	-	-	-	-	-
N.Y. Giants	-	-	-	-	-	-	-	-	-	-	-	-
Philadelphia	-	-	-	-	-	-	-	-	-	-	-	-
Washington	-	-	-	-	-	-	1	21	80	3.8	20	0
<b>NFC East</b>	<b>-</b>	<b>-</b>	<b>-</b>	<b>-</b>	<b>-</b>	<b>-</b>	<b>1</b>	<b>21</b>	<b>80</b>	<b>3.8</b>	<b>20</b>	<b>0</b>
Chicago	-	-	-	-	-	-	-	-	-	-	-	-
Detroit	1	0	0	0.0	0	0	1	0	0	0.0	0	0
Green Bay	1	0	0	0.0	0	0	1	0	0	0.0	0	0
Minnesota	-	-	-	-	-	-	-	-	-	-	-	-
Tampa Bay	1	2	3	1.5	2	0	1	2	3	1.5	0	0
<b>NFC Central</b>	<b>3</b>	<b>2</b>	<b>3</b>	<b>1.5</b>	<b>2</b>	<b>0</b>	<b>3</b>	<b>2</b>	<b>3</b>	<b>1.5</b>	<b>0</b>	<b>0</b>
Atlanta	-	-	-	-	-	-	-	-	-	-	-	-
Carolina	-	-	-	-	-	-	-	-	-	-	-	-
New Orleans	-	-	-	-	-	-	-	-	-	-	-	-
St. Louis	-	-	-	-	-	-	-	-	-	-	-	-
San Francisco	-	-	-	-	-	-	-	-	-	-	-	-
<b>NFC West</b>	<b>-</b>	<b>-</b>	<b>-</b>	<b>-</b>	<b>-</b>	<b>-</b>	<b>-</b>	<b>-</b>	<b>-</b>	<b>-</b>	<b>-</b>	<b>-</b>
<b>NFC Total</b>	<b>3</b>	<b>2</b>	<b>3</b>	<b>1.5</b>	<b>2</b>	<b>0</b>	<b>4</b>	<b>23</b>	<b>83</b>	<b>3.6</b>	<b>20</b>	<b>0</b>
Home	5	11	40	3.6	6	0	9	16	53	3.3	6	0
Road	6	20	68	3.4	12	0	8	43	153	3.6	20	0
1st Down	11	8	31	3.9	7	0	17	27	101	3.7	20	0
2nd Down	11	10	31	3.1	5	0	17	16	56	3.5	11	0
3rd Down	11	13	46	3.5	12	0	17	16	49	3.1	12	0
4th Down	11	0	0	0.0	0	0	17	0	0	0.0	0	0
1st Half	11	13	41	3.2	9	0	17	32	130	4.1	20	0
2nd Half	11	18	67	3.7	12	0	17	27	76	2.8	12	0
Overtime	-	-	-	-	-	-	-	-	-	-	-	-
Grass	9	26	76	2.9	9	0	14	52	169	3.3	20	0
Turf	2	5	32	6.4	12	0	3	7	37	5.3	12	0
Aug./Sept.	-	-	-	-	-	-	-	-	-	-	-	-
October	3	9	37	4.1	7	0	3	9	37	4.1	7	0
November	4	14	48	3.4	12	0	5	14	48	3.4	12	0
December	4	8	23	2.9	6	0	9	36	121	3.4	20	0
Games 1-8	2	9	37	4.1	7	0	2	9	37	4.1	7	0
Games 9-16	9	22	71	3.2	12	0	15	50	169	3.4	20	0
Wins	8	21	73	3.5	12	0	10	26	86	3.3	12	0
Losses	3	10	35	3.5	6	0	7	33	120	3.6	20	0
Ties	-	-	-	-	-	-	-	-	-	-	-	-

# AUTRY DENSON'S RECEIVING BREAKDOWN

	2000						CAREER					
	G	NO	YDS	AVG	LG	TD	G	NO	YDS	AVG	LG	TD
Buffalo	2	1	3	3.0	3	-	2	1	3	3.0	3	0
Indianapolis	2	7	72	10.3	28	0	3	7	72	7.4	28	0
Miami	-	-	-	-	-	-	-	-	-	-	-	-
New England	1	2	11	5.5	12	0	2	2	11	5.5	12	0
N.Y. Jets	1	3	14	4.7	6	0	3	3	14	4.7	6	0
<b>AFC East</b>	<b>6</b>	<b>13</b>	<b>100</b>	<b>7.7</b>	<b>28</b>	<b>0</b>	<b>10</b>	<b>13</b>	<b>100</b>	<b>7.7</b>	<b>28</b>	<b>0</b>
Baltimore	-	-	-	-	-	-	-	-	-	-	-	-
Cincinnati	1	1	5	5.0	5	0	1	1	5	5.0	5	0
Cleveland	-	-	-	-	-	-	-	-	-	-	-	-
Jacksonville	-	-	-	-	-	-	-	-	-	-	-	-
Pittsburgh	-	-	-	-	-	-	-	-	-	-	-	-
Tennessee	-	-	-	-	-	-	-	-	-	-	-	-
<b>AFC Central</b>	<b>1</b>	<b>1</b>	<b>5</b>	<b>5.0</b>	<b>5</b>	<b>-</b>	<b>1</b>	<b>1</b>	<b>5</b>	<b>5.0</b>	<b>5</b>	<b>0</b>
Denver	-	-	-	-	-	-	-	-	-	-	-	-
Kansas City	-	-	-	-	-	-	-	-	-	-	-	-
Oakland	-	-	-	-	-	-	-	-	-	-	-	-
San Diego	1	0	0	0.0	0	0	2	1	2	2.0	2	0
Seattle	-	-	-	-	-	-	-	-	-	-	-	-
<b>AFC West</b>	<b>1</b>	<b>0</b>	<b>0</b>	<b>0.0</b>	<b>0</b>	<b>0</b>	<b>2</b>	<b>1</b>	<b>2</b>	<b>2.0</b>	<b>2</b>	<b>0</b>
<b>AFC Total</b>	<b>8</b>	<b>14</b>	<b>105</b>	<b>7.5</b>	<b>28</b>	<b>0</b>	<b>13</b>	<b>15</b>	<b>107</b>	<b>7.1</b>	<b>28</b>	<b>0</b>
Arizona	-	-	-	-	-	-	-	-	-	-	-	-
Dallas	-	-	-	-	-	-	-	-	-	-	-	-
N.Y. Giants	-	-	-	-	-	-	-	-	-	-	-	-
Philadelphia	-	-	-	-	-	-	-	-	-	-	-	-
Washington	-	-	-	-	-	-	1	3	26	8.7	10	0
<b>NFC East</b>	<b>-</b>	<b>-</b>	<b>-</b>	<b>-</b>	<b>-</b>	<b>-</b>	<b>1</b>	<b>3</b>	<b>26</b>	<b>8.7</b>	<b>10</b>	<b>0</b>
Chicago	-	-	-	-	-	-	-	-	-	-	-	-
Detroit	1	0	0	0.0	0	0	1	0	0	0.0	0	0
Green Bay	1	0	0	0.0	0	0	1	0	0	0.0	0	0
Minnesota	-	-	-	-	-	-	-	-	-	-	-	-
Tampa Bay	1	0	0	0.0	0	0	1	0	0	0.0	0	0
<b>NFC Central</b>	<b>3</b>	<b>0</b>	<b>0</b>	<b>0.0</b>	<b>0</b>	<b>0</b>	<b>3</b>	<b>0</b>	<b>0</b>	<b>0.0</b>	<b>0</b>	<b>0</b>
Atlanta	-	-	-	-	-	-	-	-	-	-	-	-
Carolina	-	-	-	-	-	-	-	-	-	-	-	-
New Orleans	-	-	-	-	-	-	-	-	-	-	-	-
St. Louis	-	-	-	-	-	-	-	-	-	-	-	-
San Francisco	-	-	-	-	-	-	-	-	-	-	-	-
<b>NFC West</b>	<b>-</b>	<b>-</b>	<b>-</b>	<b>-</b>	<b>-</b>	<b>-</b>	<b>-</b>	<b>-</b>	<b>-</b>	<b>-</b>	<b>-</b>	<b>-</b>
<b>NFC Total</b>	<b>3</b>	<b>0</b>	<b>0</b>	<b>0.0</b>	<b>0</b>	<b>0</b>	<b>4</b>	<b>3</b>	<b>26</b>	<b>8.7</b>	<b>10</b>	<b>0</b>
Home	5	5	26	5.2	9	0	9	6	28	4.7	9	0
Road	6	9	79	8.8	28	0	8	12	105	8.8	28	0
1st Down	11	3	39	13.0	28	0	17	4	41	10.3	28	0
2nd Down	11	4	20	5.0	5	0	17	7	46	6.6	20	0
3rd Down	11	7	46	6.6	12	0	17	7	46	6.6	12	0
4th Down	11	0	0	0.0	0	0	17	0	0	0.0	0	0
1st Half	11	8	45	5.6	9	0	17	11	63	5.7	9	0
2nd Half	11	6	60	10.0	28	0	17	7	70	10.0	28	0
Overtime	-	-	-	-	-	-	-	-	-	-	-	-
Grass	9	8	42	5.3	12	0	14	12	70	7.0	10	0
Turf	2	6	63	10.5	28	0	3	6	63	10.5	28	0
Aug./Sept.	-	-	-	-	-	-	-	-	-	-	-	-
October	3	2	8	4.0	5	0	3	2	8	4.0	5	0
November	4	9	77	8.5	28	0	5	9	77	8.5	28	0
Dec./Jan.	4	3	20	6.7	12	0	9	7	48	6.9	12	0
Games 1-8	2	2	8	4.0	5	0	2	2	8	4.0	5	0
Games 9-16	9	12	97	8.1	28	0	15	16	125	7.8	28	0
Wins	8	10	82	8.2	28	0	10	11	84	7.6	28	0
Losses	3	4	23	5.8	9	0	7	7	49	7.0	10	0
Ties	-	-	-	-	-	-	-	-	-	-	-	-






# MARK DIXON

## Guard

6-4 • 300

Born: 11/26/70

College: Virginia '94

Acquired: FA, 1998 • Signed Through: 2002

NFL: Fourth Season • Dolphins: Fourth Season

63

### PRO CAREER

**2000** – Signed a three-year contract through the 2002 season on June 6, 2000 ... Started all 15 games in which he played at left guard ... Underwent arthroscopic surgery on October 9 to remove loose bodies from his left elbow ... The surgery was performed by Dr. John Uribe at HealthSouth Doctor's Hospital in Coral Gables ... It was an injury he sustained in a game vs. Buffalo (10/8) ... Was inactive for Monday night game at N.Y. Jets (10/23) ... Was awarded game balls for his performances in wins at Indianapolis (11/26), at Buffalo (12/3) and at New England (12/24) ... Part of an offensive line that led a running game which amassed 1,894 yards, the most by a Dolphins team since 1984 ... The unit also allowed only 28 sacks, tied for the fourth-fewest in the AFC and fifth in the NFL ... Was a first-team All-Pro selection by Sports Illustrated ... Following the season, underwent an arthroscopic debridement of his left shoulder and right elbow on January 10 ... Both surgeries were performed by Dr. Uribe at HealthSouth Doctor's Hospital ...

**PLAYOFFS:** Started both postseason contests following the 2000 season at left guard ... In his career, has started all four postseason contests in which he has appeared at left guard.

**1999** – Was one of the most productive offensive linemen for the Dolphins for the second consecutive season in 1999 ... Started all 13 regular season games in which he played at left guard ... Sustained a right groin strain vs. Arizona (9/19), causing him to be inactive for three of the next four games (vs. Buffalo 10/4, at Indianapolis 10/10 and vs. Philadelphia 10/24) ... Was awarded offensive game balls for his performances in wins at Oakland (10/31) and vs. New England (11/21) ... Started both postseason contests following the 1999 season at left guard, the first two playoff games of his NFL career.

**1998** – Turned out to be perhaps the most pleasant surprise for the Dolphins in 1998 after signing as a free agent on January 22, 1998 ... Earned a starting spot at left guard during the preseason and kept it into the regular season ... Started each of the first eight games of the season at left guard and did not miss an offensive snap over that time ... Was awarded offensive game balls for his performances vs. Pittsburgh (9/20) and vs. St. Louis (10/18) ... Saw action in a reserve role vs. Indianapolis (11/8) due to a neck injury ... Opened each of the next two games (at Carolina 11/15 and at New England 11/23) at left guard ... Aggravated his neck injury at New England (11/23) when he sustained a cervical spine disc herniation ... Was placed on Injured Reserve on November 25 ... Underwent surgery on December 7 to correct the disc problem ... The surgery was performed by Dr. Frank Eismont at the University of Miami Jackson Memorial Hospital.

**1994-97** – Played the first three years of his professional career (1995-97) in the Canadian League ... Was with the Baltimore Stallions in 1995 and the Montreal Alouettes, 1996-97 ... Started all 18 regular season games and both playoff contests at left tackle in 1997 ... Opened seven games at right guard in 1996 when injuries limited his playing time ... Started each of the final five regular season matchups and every postseason game at right guard in 1995 as the Stallions went on to capture the Grey Cup championship ... Played with Frankfurt of the World League in 1995 ... Attended NFL training camps with Philadelphia in 1994 and Atlanta in 1995 ... Was released prior to the regular season both times.

### FIN FACT

Mark attended two different NFL training camps and played in two different leagues over a four-year period before landing a roster spot with the Dolphins in 1998.

## COLLEGE

Started 28 games in his four-year career (1990-93) for the Cavaliers, including all but one contest over his final two seasons . . . Served as team captain his senior year when he started ten games at left guard and was a consensus All-Atlantic Coast Conference and All-America selection . . . Played in the Senior Bowl . . . Majored in sociology.

## PERSONAL

Married to Courtney, with daughter Houston Elizabeth . . . Family resides in Davie, Fla . . . Attended Ragsdale High School in Jamestown, N.C . . . Lettered in football, basketball and baseball . . . Assisted in building houses in Liberty City for Habitat For Humanity each of the last two years . . . Has served as a youth basketball coach in the Davie (Fla.) Police Athletic League . . . Full name is Mark Keller Dixon, born November 26, 1970, in Charlottesville, Va.

### MARK DIXON'S NFL REGULAR SEASON STATISTICS

**GAMES/STARTS:** 1998: 11/10, 1999: 13/13, 2000: 15/15      **3-YEAR TOTALS:** 39/38



### MARK DIXON'S NFL PLAYOFF STATISTICS

**GAMES/STARTS:** 1998: Injured Reserve, 1999: 2/2, 2000: 2/2      **PLAYOFF TOTALS:** 4/4

## ADDITIONAL STATS

**Miscellaneous Tackles:** 1 in 1998

**Miscellaneous Fumbles Recovered:** 2 in 1998



# DEON DYER

## Fullback

**5-11 • 255**  
**Born: 10/2/77**  
**College: North Carolina '00**  
**Acquired: D4, 2000 • Signed Through: 2002**  
**NFL: Second Season • Dolphins: Second Season**

# 33

## PRO CAREER

**2000** — Played in all 16 regular season games during his rookie season, all in a reserve role . . . Did not carry the ball, caught two passes for 14 yards with a long catch of 13 . . . Was credited with three special teams tackles over the course of the season . . . Fourth-round draft choice (117th overall) of Miami in 2000 . . .

**PLAYOFFS:** Appeared in both playoff contests following the 2000 season in a reserve role . . . Did not post any stats.

## FIN FACT

Although Deon gained just 258 yards rushing as a junior at North Carolina, he was named the team's Outstanding Offensive Player because of his blocking prowess, leadership abilities and selfless style of play.

## COLLEGE

Was a four-year letterman (1996-99) for the Tar Heels who started each of his final three seasons . . . Finished his career with 639 yards rushing and nine touchdowns on 186 attempts, and 20 receptions for 183 yards and a pair of scores . . . As a senior in 1999, ran for 233 yards and two touchdowns on 73 carries and caught seven passes for 55 yards and one touchdown . . . Played in the Senior Bowl following the season . . . Had his most productive season as a junior in 1998 when he rushed for 258 yards and six touchdowns on 84 carries and caught six



passes for 58 yards and a TD . . . Touchdown total of seven tied for the team lead . . . Missed the final regular season game and the Gator Bowl in his sophomore season with a fractured left fibula . . . Was the squad's co-recipient of the Outstanding Special Teams Player Award after his freshman year . . . Majored in African-American Studies.

## PERSONAL

Single, resides in Chesapeake, Va . . . Earned all-district, all-region and all-state honors as a junior and senior at Deep Creek High School in Chesapeake, Va . . . Rushed for 1,790 yards and 27 touchdowns as a senior, including a 301-yard rushing performance in a 1995 playoff game . . . Also lettered in track and field, where he performed in the shot put . . . Lists The Bible as favorite book, "Heat" as favorite movie, "Friends" as favorite television show, Bob Marley as favorite recording artist and Walter Payton as favorite athlete . . . Hobbies include playing Playstation . . . Has assisted in building houses for Habitat for Humanity . . . Full name is Deon Joseph Dyer, born October 2, 1977, in Chesapeake, Va.

## DEON DYER'S NFL REGULAR SEASON STATISTICS

YEAR	TEAM	G-S	ATT.	RUSHING				NO.	YDS.	LG	TD
				YDS.	AVG.	LG	TD				
2000	Miami	16-0	0	0	0.0	0	0	2	14	13	0



## DEON DYER'S NFL PLAYOFF STATISTICS

YEAR	TEAM	G-S	ATT.	RUSHING				NO.	YDS.	LG	TD
				YDS.	AVG.	LG	TD				
2000	Miami	16-0	0	0	0.0	0	0	0	0	0	0

## ADDITIONAL STATS

Special Teams Tackles: 1 in 2000

Miscellaneous Tackles: 1 in 2000

# JAY FIEDLER

## Quarterback

**6-2 • 225**  
**Born: 12/29/71**  
**College: Dartmouth '94**  
**Acquired: UFA(Jack.), 2000 • Signed Through: 2002**  
**NFL: Sixth Season • Dolphins: Second Season**

# 9

## PRO CAREER

**2000** – Signed a three-year contract with the Dolphins as an Unrestricted Free Agent from Jacksonville on February 17, 2000 . . . Started all 15 games in which he played . . . Finished the year by completing 204 of 357 passes for 2,402 yards with 14 touchdowns and 14 interceptions . . . Also was second on the squad in rushing with 267 yards and one touchdown on 54 attempts . . . His yardage total is the second-highest figure ever for a Dolphins quarterback in a season:

## FIN FACT

Prior to re-entering the NFL with Minnesota in 1998, Jay spent the 1997 football season as an assistant coach at Hofstra University, near his hometown on Long Island, N.Y.

## HIGHEST SINGLE-SEASON RUSHING TOTALS BY A DOLPHINS QUARTERBACK

PLAYER	YEAR	ATTS.	YARDS	AVG.	LG	TDs
1. David Woodley	1981	63	272	4.3	26	4
2. <b>JAY FIEDLER</b>	<b>2000</b>	<b>54</b>	<b>267</b>	<b>4.9</b>	<b>30</b>	<b>1</b>
3. Bob Griese	1968	42	230	5.5	35	1
4. David Woodley	1980	55	214	3.9	17	3
5. David Woodley	1982	36	207	5.8	29	2

Fiedler was inactive for one game in 2000, on November 26 at Indianapolis due to a pinched nerve in his neck sustained the previous week against the N.Y. Jets (11/19) . . . Went 10-5 as a starter in the 2000 regular season . . . Missed each of the first three preseason games due to a hip injury . . . Underwent arthroscopic surgery to repair a labral tear in his right hip on August 3, 2000 . . . The surgery was performed by Dr. Marc Philippon at Holy Cross Hospital in Fort Lauderdale . . . Also underwent surgery following the season, on January 12, 2001, to repair an extensive tear of his left rotator cuff . . . The surgery was performed at the Hospital for Special Surgery in New York by Dr. Steven O'Brien . . .

**CONSECUTIVE GAMES WITHOUT AN INTERCEPTION:** Fiedler went 92 straight pass attempts, covering a five-game span (games 8-11 and 13), along with part of a sixth (14) without throwing an interception . . . The streak began on October 29 against Green Bay and ended on December 10 against Tampa Bay when Bucs LB Jamie Duncan picked off a Fiedler pass and returned it 31 yards for a touchdown (The streak counts a November 19 game against the Jets when Fiedler was forced from the game following the first play from scrimmage with an injury) . . . Those five full games established a new Dolphins record and broke the previous mark of four, formerly held by Bob Griese (games 5-8 in 1971) and Dan Marino (games 4-7 in 1997) . . .

**AMONG IVY LEAGUE QUARTERBACKS:** In five NFL seasons, Fiedler, who played for Dartmouth College, has completed 268 of 458 passes for 3,099 yards with 16 touchdowns and 17 interceptions in his career . . . This places him fifth, in terms of passing yards, among Ivy League quarterbacks who have played in the NFL:

### IVY LEAGUE QUARTERBACKS IN THE NFL

(ranked by passing yards)

PLAYER	NFL YEARS	SCHOOL	CMP.	ATT.	YARDS	TDs
1. Sid Luckman	1939-50	Columbia	904	1744	14686	137
2. Jeff Kemp	1981-91	Dartmouth	479	916	6230	39
3. Marty Domres	1969-77	Columbia	399	809	4904	27
4. Paul Governall	1946-48	Columbia	218	500	3348	31
5. <b>JAY FIEDLER*</b>	<b>1994-95</b> <b>1998-00</b>	<b>DARTMOUTH</b>	<b>268</b>	<b>458</b>	<b>3099</b>	<b>16</b>
6. Gary Wood	1964-69	Cornell	186	400	2575	14
7. Jason Garrett*	1993-00	Princeton	165	294	2042	11
8. Joe Dufek	1983-84	Yale	74	150	829	4

\* - active

In his 15 games as a starter in 2001, Fiedler led the Dolphins to a record of 10-5 . . . Overall, in 16 career NFL starts, Fiedler has led his teams to a regular season record of 11-5 . . . Fiedler's 15 starts are the most-ever by an Ivy Leaguer in the same season:



## MOST STARTS BY AN IVY LEAGUE QUARTERBACK IN THE SAME SEASON

(since 1970)

PLAYER	STARTS	RECORD	YEAR	NFL TEAM	COLLEGE
1. JAY FIEDLER	15	10-5	2000	MIAMI	DARTMOUTH
2. Jeff Kemp	13	9-4	1984	L.A. Rams	Dartmouth
3. Marty Domres	9	3-6	1973	Baltimore	Columbia
Marty Domres	9	4-5	1972	Baltimore	Columbia
5. Marty Domres	6	1-5	1974	Baltimore	Columbia
Jeff Kemp	6	4-2	1986	San Francisco	Dartmouth
7. Joe Dufek	5	1-4	1984	Buffalo	Yale
Jason Garrett	5	3-2	1998	Dallas	Princeton

**GAME HIGHLIGHTS – VS. SEATTLE (SEPT. 3):** Made his Dolphins debut in a starting role and led the Dolphins to a 23-0 victory ... Completed 15 of 24 passes for 134 yards with one touchdown and no interceptions ... Became the first Dolphin other than Dan Marino to start a season-opener at quarterback since David Woodley in 1983 ... Also became the first Ivy League graduate to start a season-opener at quarterback since Columbia's Marty Domres opened for Baltimore in the 1974 opener, on September 15 at Pittsburgh ... Fiedler's touchdown pass in the Seahawks game, his first as a Dolphin, was a 16-yard strike to Oronde Gadsden ...

**VS. BALTIMORE (SEPT. 17):** Completed 11 of 16 passes for 160 yards with one touchdown and one interception ... Hit on all seven of his attempts, totaling 121 yards, with a touchdown in the second half of the contest ...

**VS. NEW ENGLAND (SEPT. 24):** Connected on 12 of 24 passes for 153 yards with one touchdown and two interceptions, marking the first multiple-interception game of his NFL career ... His touchdown pass was a 53-yard strike to Bert Emanuel, which now stands as the second-longest completion of his career during the regular season and longest scoring pass ... Including playoffs, it is the third-longest completion and second-longest scoring strike ...

**AT CINCINNATI (OCT. 1):** Was 14 of 21 for 155 yards with two touchdowns and one interception ... Both of his touchdown passes went to Oronde Gadsden (7 and 21 yards) ... It represented the first multiple-touchdown game of his career in the regular season and his second, including playoffs ... Also rushed for a season-high 45 yards on four carries, including a career-long 30-yard run, which was the longest by a Dolphins quarterback since Scott Mitchell had a 32-yard run on November 14, 1993 at Philadelphia ...

**AT N.Y. JETS (OCT. 23):** Was 16 of 35 for 250 yards with two touchdowns and three interceptions, including two in overtime ... Both touchdown passes went to Leslie Shepherd (42 and 46 yards) ... All three interceptions were by Jets CB Marcus Coleman ...

**VS. GREEN BAY (OCT. 29):** Completed 16 of 25 passes for 158 yards with one touchdown and no interceptions ... Game began a streak of five straight games and 92 pass attempts in which he did not throw an interception ... Also rushed for six yards on five carries, including a one-yard TD run, which marked the first rushing TD of his career and the first rushing TD by a Dolphins quarterback since December 27, 1998 when Dan Marino scored on a three-yard run at Atlanta ...

**AT DETROIT (NOV. 5):** Connected on 13 of 18 passes for 112 yards, as he put together a season-best 72.2 percent completion mark ... Also rushed for 42 yards on eight carries ...

**AT SAN DIEGO (NOV. 12):** Completed 13 of 20 passes for 160 yards, including a 61-yard strike to Oronde Gadsden, marking the longest completion of his career during the regular season, and his second longest overall, including playoffs ...

**VS. N.Y. JETS (NOV. 19):** Was forced from the game permanently following the first play from scrimmage when he was sacked by Jets LB Mo Lewis and suffered a pinched nerve in his neck with resultant symptoms in his right arm as well as a mild right A/C sprain ...

**AT BUFFALO (DEC. 3):** Was 13 of 21 for 214 yards and a career-high three touchdowns in leading the Dolphins to their first win in Buffalo since 1996 ... Set a new team record by not throwing an interception in his fifth straight game ...

**VS. TAMPA BAY (DEC. 10):** In a game that was played in a steady rain, was 13 of 28 for 175 yards with no touchdowns and a career-high four interceptions ... His first interception of the game was snared by Bucs linebacker Jamie Duncan in the first quarter and returned 31 yards for a touchdown ... It ended a string of 92 straight pass attempts and five consecutive games in which Fiedler did not throw an interception ... Sustained a left shoulder injury in the contest that he played with for the remainder of the year ...

**AT NEW ENGLAND (DEC. 24):** Led the Dolphins to their first AFC East title since 1994 by completing 30 of 45 passes for a season-high 264 yards with one touchdown and no

interceptions ... Completion and attempt totals marked career-highs ... Dolphins trailed in the game 24-17 in the fourth quarter before Fiedler led two consecutive scoring drives in the final period, including one that ended with an Olindo Mare 49-yard field goal with nine seconds to play ... On those two drives, Fiedler completed 11 of 14 passes for 100 yards ...

**PLAYOFFS:** Started both playoff games following the 2000 season ... Completed 37 of 71 passes for 361 yards with one touchdown and six interceptions ... In First-Round victory over Indianapolis (12/30), hit on 19 of 34 passes for 185 yards with one touchdown and three interceptions ... Also rushed for 43 yards on seven carries ... Lone touchdown pass in the game was a nine-yard strike to Jed Weaver on third-and-goal with 34 seconds to play in regulation, as the Dolphins tied the game at 17 apiece before going on to record a 23-17 overtime victory ... In the fourth quarter and overtime of that game, Fiedler was 10 of 16 for 106 yards with one touchdown and no interceptions, while also rushing for 27 yards on four attempts ... In the Colts game, became the first Ivy League quarterback to start an NFL playoff game since the Rams' Jeff Kemp started against the N.Y. Giants in a Wild Card game on December 23, 1984 ... Was 18 of 37 for 176 yards with no touchdowns and three interceptions in Divisional contest at Oakland (1/6/01) ... The three interceptions tied the club's single-game postseason record, also held by David Woodley and Dan Marino ... In his career, Fiedler has completed 44 of 82 passes for 533 yards with three touchdowns and seven interceptions in the playoffs.

**1999** – Appeared in seven regular season games with the Jaguars in 1999, including one start ... Completed 61 of 94 passes (64.9%) for 656 yards with two touchdowns, two interceptions and a passer rating of 83.5 ... Entered game vs. Cleveland (10/17) in third quarter after starter Mark Brunell sustained a rib injury ... With Jaguars trailing 7-6 at the time, led the team to 17 points over the final three possessions of the game ... Finished by completing 12 of 14 passes for 113 yards with one touchdown and no interceptions ... First NFL touchdown pass came on an eight-yard completion to tight end Kyle Brady, which gave Jacksonville a 13-7 lead with 1:47 left in the third quarter ... Also carried the ball three times for 27 yards, including a career-long 15-yard run in the Browns contest ... Played the entire second half in Jacksonville's next game, two weeks later at Cincinnati (10/31) ... Hit on six of nine passes for 69 yards with no touchdowns and no interceptions, and a long of 23 yards to Jimmy Smith ... Replaced an injured Mark Brunell in second quarter at Tennessee (12/26) ... Went on to complete eight of 22 passes for 101 yards with no touchdowns and two interceptions ... First NFL start came the following week, in season finale vs. Cincinnati (1/2/00) ... Connected on 28 of 39 passes for 317 yards with one touchdown and no interceptions in leading the Jaguars to a 24-7 victory over the Bengals and clinching the AFC Central Division title for Jacksonville ... Touchdown pass came on a career-long 25-yard strike to Keenan McCardell ... Saw action in a reserve role in Divisional Playoff game vs. Miami (1/15/00) ... Completed seven of 11 passes for 172 yards with two touchdowns and an interception ... Threw touchdown passes of 70 yards to Jimmy Smith and 38 yards to Alvis Whitted ... Dressed but did not play in AFC Championship Game vs. Tennessee (1/23/00) ... Had signed with Jacksonville as a free agent on April 16, 1999, four days after Minnesota withdrew their qualifying offer as a Restricted Free Agent.

**1998** – Signed with Minnesota as a free agent on April 3, 1999 ... Was released by the Vikings on August 30 and re-signed by the club on September 15 with injury to Brad Johnson (fibula) ... Played in five regular season games, all in a reserve role ... Completed three of seven passes for 41 yards with no touchdowns and one interception ... Saw first NFL action in a 41-7 victory over Washington (10/18) ... First NFL completion was a 10-yard pass to Randy Moss in the Redskins game, in which he completed two of four passes for 29 yards ... Was designated as the team's third quarterback for both playoff games.

**1996-97** – Was waived by Philadelphia on July 30, 1996 ... Was claimed by Cincinnati and then waived by the Bengals on August 25 ... Played with the Amsterdam Admirals of the World League in the spring of 1997 ... Completed 46 of 109 passes for 678 yards with two touchdowns and eight interceptions.

**1995** – Dressed as the third quarterback for all 16 regular season games and the Eagles' lone playoff contest.

**1994** – Signed with Philadelphia as an undrafted rookie free agent and made the Eagles' roster as the third quarterback ... Dressed as the team's third quarterback for all 16 regular season games.



## COLLEGE

Was a three-year starter (1991-93) at Dartmouth during which time he led the team to a composite record of 21-7-1 . . . Set school career passing records with 456 completions, 813 attempts, 6,684 yards and 58 touchdowns . . . Earned first-team All-Ivy League honors as both a junior (1992) and senior (1993) . . . Played in the East-West Shrine Game and the Epson All-Star Game in Tokyo following his senior season . . . Was named the co-offensive Player of the Game in the Epson All-Star contest . . . Graduated with a degree in engineering sciences.

## PERSONAL

Single, resides in Oceanside, N.Y. . . . Attended Oceanside (N.Y.) High School where he lettered in football, basketball and track . . . Received the Scholar-Athlete Award from the National Football Foundation and Hall of Fame in 1989 . . . Competed in the decathlon as a member of the Dartmouth track team . . . Is a distant relative of the former Boston Pops Orchestra conductor, the late Arthur Fiedler (his grandfather was Fiedler's second cousin) . . . Served as an assistant football coach at Hofstra University during the fall of 1997, where he coached quarterback Gio Carmazzi, who now plays with the San Francisco 49ers . . . Has participated in numerous charitable events during his career . . . Has assisted in building a house for Habitat for Humanity . . . Takes part in several events which benefit the Cystic Fibrosis Foundation . . . Received the "Dick Steinberg Good Guy Award", which is given annually by the New York Jewish Sports Hall of Fame to a person in professional sports who best exemplifies the good aspect of sports . . . Father, Ken, was the head basketball coach at Springfield Gardens (N.Y.) High School where he coached current NBA All-Star Anthony Mason, who spent the 2000-01 NBA season as a member of the Miami Heat . . . Full name is Jay Brian Fiedler, born December 29, 1971, in Oceanside, N.Y.

### JAY FIEDLER'S NFL REGULAR SEASON STATISTICS

YEAR	TEAM	G-S	ATT.	COMP.	YDS.	PCT.	TD	INT.	LG	TKLD.	RATE
1994	Philadelphia	0-0	0	0	0	—	0	0	0	0/0	0.0
1995	Philadelphia	0-0	0	0	0	—	0	0	0	0/0	0.0
1998	Minnesota	5-0	7	3	41	42.9	0	1	19	0/0	22.6
1999	Jacksonville	7-1	94	61	656	64.9	2	2	25t	7/47	83.5
2000	Miami	15-15	357	204	2402	57.1	14	14	61	23/129	74.5
<b>5-YEAR TOTALS</b>		<b>27-16</b>	<b>458</b>	<b>268</b>	<b>3099</b>	<b>58.5</b>	<b>16</b>	<b>17</b>	<b>61</b>	<b>30/176</b>	<b>75.2</b>
<b>MIAMI TOTALS</b>		<b>15-15</b>	<b>357</b>	<b>204</b>	<b>2402</b>	<b>57.1</b>	<b>14</b>	<b>14</b>	<b>61</b>	<b>23/129</b>	<b>74.5</b>

### JAY FIEDLER'S NFL PLAYOFF STATISTICS

YEAR	TEAM	G-S	ATT.	COMP.	YDS.	PCT.	TD	INT.	LG	TKLD.	RATE
1995	Philadelphia	0-0	0	0	0	—	0	0	0	0/0	0.0
1998	Minnesota	0-0	0	0	0	—	0	0	0	0/0	0.0
1999	Jacksonville	1-0	11	7	172	63.6	2	1	70t	0/0	108.9
2000	Miami	2-2	71	37	361	52.1	1	6	33	4/21	36.2
<b>PLAYOFF TOTALS</b>		<b>3-2</b>	<b>82</b>	<b>44</b>	<b>533</b>	<b>53.7</b>	<b>3</b>	<b>7</b>	<b>70t</b>	<b>4/21</b>	<b>50.5</b>
<b>MIAMI TOTALS</b>		<b>2-2</b>	<b>71</b>	<b>37</b>	<b>361</b>	<b>52.1</b>	<b>1</b>	<b>6</b>	<b>33</b>	<b>4/21</b>	<b>36.2</b>

## ADDITIONAL STATS

**Rushing:** (Minnesota) 4 for -6 yards, -1.5 avg., long of -1 in 1998, (Jacksonville) 13 for 26 yards, 2.0 avg., long of 15 in 1999, (Miami) 54 for 267 yards, 4.9 avg., long of 30, 1 TD in 2000 for total of 71 for 287 yards, 4.0 avg., long of 30, 1 TD (P-10 for 55 yards, 5.5 avg., long of 11)

**Two-Point Conversions:** (Jacksonville) 1 pass vs. Cleveland (10/17/99)

### 1998 GAME-BY-GAME PASSING (Minnesota)

DATE	OPPONENT	ATT.	CMP.	YDS.	PCT.	TD	INT.	LG	TKLD.	W/L	SCORE
10/18	WASHINGTON	4	2	29	50.0	0	0	19	0/0	W	41-7
10/25	at Detroit	1	0	0	0.0	0	0	0	0/0	W	34-13
11/15	CINCINNATI	2	1	12	50.0	0	1	12	0/0	W	24-3
12/6	CHICAGO	0	0	0	0.0	0	0	0	0/0	W	48-22
12/13	at Baltimore	0	0	0	0.0	0	0	0	0/0	W	38-28

## 1999 GAME-BY-GAME PASSING (Jacksonville)

DATE	OPPONENT	ATT.	CMP.	YDS.	PCT.	TD	INT.	LG	TKLD.	W/L	SCORE
9/12	SAN FRANCISCO	1	0	0	0	0	0	0	0/0	W	41-3
10/17	CLEVELAND	14	12	113	85.7	1	0	18	0/0	W	24-7
10/31	at Cincinnati	9	6	69	66.7	0	0	23	1/10	W	41-0
11/7	at Atlanta	7	5	35	71.4	0	0	11	1/7	W	30-7
11/21	NEW ORLEANS	2	2	21	100.0	0	0	15	0/0	W	41-23
12/26	at Tennessee	22	8	101	36.4	0	2	22	3/18	L	14-41
#1/2	CINCINNATI	39	28	317	71.8	1	0	25t	2/12	W	24-7
*1/15	MIAMI	11	7	172	63.6	2	1	70t	0/0	W	62-7

## 2000 GAME-BY-GAME PASSING (Miami)

DATE	OPPONENT	ATT.	CMP.	YDS.	PCT.	TD	INT.	LG	TKLD.	W/L	SCORE
#9/3	SEATTLE	24	15	134	62.5	1	0	20	2/7	W	23-0
#9/10	at Minnesota	31	12	175	38.7	1	1	44	3/15	L	7-13
#9/17	BALTIMORE	16	11	160	68.8	1	1	41	1/8	W	19-6
#9/24	NEW ENGLAND	24	12	153	50.0	1	2	53t	1/10	W	10-3
#10/1	at Cincinnati	21	14	155	66.7	2	1	25	2/12	W	31-16
#10/8	BUFFALO	24	14	142	58.3	1	1	35	1/8	W	22-13
#10/23	at N.Y. Jets	35	16	250	45.7	2	3	46t	1/13	L	37-40 (OT)
#10/29	GREEN BAY	25	16	158	64.0	1	0	37	1/2	W	28-20
#11/5	at Detroit	18	13	112	72.2	0	0	33	1/8	W	23-8
#11/12	at San Diego	20	13	160	65.0	0	0	61	0/0	W	17-7
#11/19	N.Y. JETS	0	0	0	0.0	0	0	0	1/1	L	3-20
11/26	at Indianapolis	INACTIVE (THIRD QUARTERBACK)									
#12/3	at Buffalo	21	13	214	61.9	3	0	40	2/14	W	17-14
#12/10	TAMPA BAY	28	13	175	46.4	0	4	29	1/5	L	13-16
#12/17	INDIANAPOLIS	25	12	150	48.0	0	1	27	4/18	L	13-20
#12/24	at New England	45	30	264	66.7	1	0	24	2/8	W	27-24
#*12/30	INDIANAPOLIS	34	19	185	55.9	1	3	19	2/9	W	23-17 (OT)
#*1/6	at Oakland	37	18	176	48.6	0	3	33	2/12	L	0-27

# - started      \* - playoff game

## SINGLE-GAME HIGHS

<b>Pass Attempts:</b>	45	at New England, 12/24/00
	39	vs. Cincinnati, 1/2/00
	*37	at Oakland, 1/6/01
	35	at N.Y. Jets, 10/23/00
	*34	vs. Indianapolis, 12/30/00
<b>Pass Completions:</b>	30	at New England, 12/24/00
	28	vs. Cincinnati, 1/2/00
	*19	vs. Indianapolis, 12/30/00
	*18	at Oakland, 1/6/01
	16	at N.Y. Jets, 10/23/00
	16	vs. Green Bay, 10/29/00
<b>Yards Passing:</b>	317	vs. Cincinnati, 1/2/00
	264	at New England, 12/24/00
	250	at N.Y. Jets, 10/23/00
	214	at Buffalo, 12/3/00
	*185	at Oakland, 1/6/01
<b>TD Passes:</b>	3	at Buffalo, 12/3/00
	*2	vs. Miami, 1/2/00
	2	at Cincinnati, 10/1/00
	2	at N.Y. Jets, 10/23/00
<b>Interceptions:</b>	4	vs. Tampa Bay, 12/10/00
	3	at N.Y. Jets, 10/23/00
	*3	vs. Indianapolis, 12/30/00
	*3	at Oakland, 1/6/01
<b>Completion Percentage:</b>	100.0	vs. New Orleans, 11/21/99
	85.7	vs. Cleveland, 10/17/99



	72.2	at Detroit, 11/5/00
	71.8	vs. Cincinnati, 1/2/00
	68.8	vs. Baltimore, 9/17/00
<b>Long Passes:</b>	*70t	vs. Miami, 1/2/00
	61	at San Diego, 11/12/00
	53t	vs. New England, 9/24/00
	46t	vs. Green Bay, 10/29/00
	44	at Minnesota, 9/10/00
	44	vs. New England, 9/24/00
<b>Times Sacked:</b>	4	vs. Indianapolis, 12/17/00
	3	at Tennessee, 12/26/99
	3	at Minnesota, 9/10/00
<b>Rushing Yards:</b>	45	at Cincinnati, 10/1/00
	*43	vs. Indianapolis, 12/30/00
	42	at Detroit, 11/5/00
	29	vs. Buffalo, 10/8/00
	29	vs. Indianapolis, 12/17/00
<b>Rushing Attempts:</b>	8	vs. New England, 9/24/00
	8	at Detroit, 11/5/00
	*7	vs. Indianapolis, 12/30/00
	5	vs. Green Bay, 10/29/00
<b>Long Runs:</b>	30	at Cincinnati, 10/1/00
	29	vs. Indianapolis, 12/17/00
	17	at New England, 12/24/00
	15	vs. Cleveland, 10/17/99
	15	at N.Y. Jets, 10/23/00
* Playoff Game		

## JAY FIEDLER'S PASSING BREAKDOWN

	2000								CAREER							
	G	ATT	CMP	YDS	PCT	TD	INT	LG	G	ATT	CMP	YDS	PCT	TD	INT	LG
Buffalo	2	45	27	356	60.0	4	1	40	2	45	27	356	60.0	4	1	40
Indianapolis	1	25	12	150	48.0	0	1	27	1	25	12	150	48.0	0	1	27
Miami	-	-	-	-	-	-	-	-	-	-	-	-	-	-	-	-
New England	2	69	42	417	61.0	2	2	53	2	69	42	417	61.0	2	2	53
N.Y. Jets	2	35	16	250	45.7	2	3	46	2	35	16	250	45.7	2	3	46
<b>AFC East</b>	<b>7</b>	<b>174</b>	<b>97</b>	<b>1173</b>	<b>55.7</b>	<b>8</b>	<b>7</b>	<b>53</b>	<b>7</b>	<b>174</b>	<b>97</b>	<b>1173</b>	<b>55.7</b>	<b>8</b>	<b>7</b>	<b>53</b>
Baltimore	1	16	11	160	68.8	1	1	41	2	17	11	160	64.7	1	1	41
Cincinnati	1	21	14	155	66.7	2	1	25	4	71	49	553	69.0	3	2	25
Cleveland	-	-	-	-	-	-	-	-	1	14	12	113	85.7	1	0	18
Jacksonville	-	-	-	-	-	-	-	-	-	-	-	-	-	-	-	-
Pittsburgh	-	-	-	-	-	-	-	-	-	-	-	-	-	-	-	-
Tennessee	-	-	-	-	-	-	-	-	1	22	8	101	36.4	0	2	22
<b>AFC Central</b>	<b>2</b>	<b>37</b>	<b>25</b>	<b>315</b>	<b>67.6</b>	<b>3</b>	<b>2</b>	<b>41</b>	<b>8</b>	<b>124</b>	<b>80</b>	<b>927</b>	<b>64.5</b>	<b>5</b>	<b>5</b>	<b>41</b>
Denver	-	-	-	-	-	-	-	-	-	-	-	-	-	-	-	-
Kansas City	-	-	-	-	-	-	-	-	-	-	-	-	-	-	-	-
Oakland	-	-	-	-	-	-	-	-	-	-	-	-	-	-	-	-
San Diego	1	20	13	160	65.0	0	0	61	1	20	13	160	65.0	0	0	61
Seattle	1	24	15	134	62.5	1	0	20	1	24	15	134	62.5	1	0	20
<b>AFC West</b>	<b>2</b>	<b>44</b>	<b>28</b>	<b>294</b>	<b>63.6</b>	<b>1</b>	<b>0</b>	<b>61</b>	<b>2</b>	<b>44</b>	<b>28</b>	<b>294</b>	<b>63.6</b>	<b>1</b>	<b>0</b>	<b>61</b>
<b>AFC Total</b>	<b>11</b>	<b>255</b>	<b>150</b>	<b>1782</b>	<b>58.8</b>	<b>12</b>	<b>9</b>	<b>61</b>	<b>17</b>	<b>342</b>	<b>205</b>	<b>2394</b>	<b>59.9</b>	<b>14</b>	<b>12</b>	<b>61</b>
Arizona	-	-	-	-	-	-	-	-	-	-	-	-	-	-	-	-
Dallas	-	-	-	-	-	-	-	-	-	-	-	-	-	-	-	-
N.Y. Giants	-	-	-	-	-	-	-	-	-	-	-	-	-	-	-	-
Philadelphia	-	-	-	-	-	-	-	-	-	-	-	-	-	-	-	-
Washington	-	-	-	-	-	-	-	-	1	4	2	29	50.0	0	0	19
<b>NFC East</b>	<b>-</b>	<b>-</b>	<b>-</b>	<b>-</b>	<b>-</b>	<b>-</b>	<b>-</b>	<b>-</b>	<b>1</b>	<b>4</b>	<b>2</b>	<b>29</b>	<b>50.0</b>	<b>0</b>	<b>0</b>	<b>19</b>
Chicago	-	-	-	-	-	-	-	-	1	0	0	0	0.0	0	0	0
Detroit	1	18	13	112	72.2	0	0	33	2	18	13	112	72.2	0	0	33
Green Bay	1	25	16	158	64.0	1	0	37	1	25	16	158	64.0	1	0	37
Minnesota	1	31	12	175	38.7	1	1	44	1	31	12	175	38.7	1	1	44
Tampa Bay	1	28	13	175	46.4	0	4	29	1	28	13	175	46.4	0	4	29
<b>NFC Central</b>	<b>4</b>	<b>102</b>	<b>54</b>	<b>620</b>	<b>52.9</b>	<b>2</b>	<b>5</b>	<b>44</b>	<b>6</b>	<b>102</b>	<b>54</b>	<b>620</b>	<b>52.9</b>	<b>2</b>	<b>5</b>	<b>44</b>

# JAY FIEDLER'S PASSING BREAKDOWN

2000

CAREER

	G	ATT	CMP	YDS	PCT	TD	INT	LG	G	ATT	CMP	YDS	PCT	TD	INT	LG
Atlanta	-	-	-	-	-	-	-	-	1	7	5	35	71.4	0	0	11
Carolina	-	-	-	-	-	-	-	-	-	-	-	-	-	-	-	-
New Orleans	-	-	-	-	-	-	-	-	1	2	2	21	100.0	0	0	15
St. Louis	-	-	-	-	-	-	-	-	-	-	-	-	-	-	-	-
San Francisco	-	-	-	-	-	-	-	-	1	1	0	0	0.0	0	0	0
<b>NFC West</b>	-	-	-	-	-	-	-	-	<b>3</b>	<b>10</b>	<b>7</b>	<b>56</b>	<b>70.0</b>	<b>0</b>	<b>0</b>	<b>15</b>
<b>NFC Total</b>	<b>4</b>	<b>102</b>	<b>54</b>	<b>620</b>	<b>52.9</b>	<b>2</b>	<b>5</b>	<b>44</b>	<b>10</b>	<b>116</b>	<b>63</b>	<b>705</b>	<b>54.3</b>	<b>2</b>	<b>5</b>	<b>19</b>
Home	8	166	93	1072	56.0	5	9	53	15	228	138	1564	60.5	7	10	53
Road	7	191	111	1330	58.1	9	5	61	12	230	130	1535	56.5	9	7	61
1st Down	15	129	64	839	49.6	4	3	61	-	-	-	-	-	-	-	-
2nd Down	15	117	70	862	54.7	5	6	44	-	-	-	-	-	-	-	-
3rd Down	15	109	69	691	63.3	5	5	53	-	-	-	-	-	-	-	-
4th Down	15	2	1	10	50.0	0	0	10	-	-	-	-	-	-	-	-
1st Half	15	171	111	1413	64.9	9	6	61	-	-	-	-	-	-	-	-
2nd Half	15	180	90	972	50.0	5	6	44	-	-	-	-	-	-	-	-
Overtime	1	6	3	17	50.0	0	2	7	-	-	-	-	-	-	-	-
Grass	13	287	166	1901	57.8	10	13	61	19	366	216	2453	59.0	12	15	61
Turf	2	70	38	501	54.2	4	1	44	8	92	52	646	56.5	4	2	44
Aug./Sept.	4	95	50	622	52.6	4	4	53	5	96	50	622	52.1	4	4	53
October	4	105	60	699	57.1	6	5	44	8	132	80	910	60.6	7	5	44
November	3	38	26	278	68.4	0	0	61	6	49	34	346	69.4	0	1	61
December	4	119	68	803	57.1	4	5	40	8	181	104	1221	57.5	5	7	40
Games 1-8	8	200	110	1327	55.0	10	9	53	14	235	135	1573	57.4	11	9	53
Games 9-16	7	157	94	1075	59.9	4	5	61	13	223	133	1526	59.6	5	8	61
Wins	10	238	151	1652	63.4	11	5	61	21	317	207	2248	65.3	13	6	61
Losses	5	119	53	750	44.5	3	9	44	6	141	61	851	43.3	3	11	44
Ties	-	-	-	-	-	-	-	-	-	-	-	-	-	-	-	-



## ARTURO FREEMAN

### Safety

6-0 • 196  
 Born: 10/27/76  
 College: South Carolina '00  
 Acquired: D5, 2000 • Signed Through: 2002  
 NFL: Second Season • Dolphins: Second Season



# 27

## PRO CAREER

**2000** – Appeared in eight games during his rookie season . . . Was inactive for seven contests, dressed but did not play in another . . . Finished the year with nine tackles on special teams . . . Made his NFL debut at Cincinnati (10/1) . . . Played in both postseason contests following the season in a reserve role and was credited with one special teams tackle . . . Fifth-round draft choice (152nd overall) of Miami in 2000.

## FIN FACT

Despite the fact that Arturo sustained a ruptured spleen during summer practices prior to his senior season, he missed only two games that year.

## COLLEGE

Was a four-year starter at South Carolina (1995-97, 1999) . . . Started 39 of the 42 games in which he played during his career . . . Recorded 307 total tackles, ten interceptions for 111 yards and a touchdown, 19 passes defended, a fumble recovery and four forced fumbles . . . Played cornerback as a senior in 1999 after manning the free safety spot each of his first three seasons . . . Was a Playboy Preseason All-America selection prior to his senior year . . . Missed



each of the first two games of his senior season with a ruptured spleen sustained during the preseason . . . Finished the year with 34 tackles and ended the campaign by playing in the Senior Bowl . . . Was a medical redshirt in 1998 after suffering torn anterior cruciate and medial collateral ligaments in his right knee during the preseason . . . Was a first-team All-SEC selection as a junior in 1997 when he amassed 92 tackles and six interceptions, including one for a touchdown . . . Tallied 95 yards on interceptions, the most by a South Carolina player since 1987 . . . Led team with a career-high 99 tackles in 1996 . . . Opened nine of the 11 games in which he played at free safety as a freshman in 1995 and was named to the SEC's All-Freshman Team . . . Registered 82 tackles and an interception in his initial collegiate campaign . . . Earned his degree in retail.

## PERSONAL

Single, resides in Orangeburg, S.C. . . Was an all-state, all-region and the Class AAA Offensive Back of the Year as a senior at Orangeburg-Wilkinson (S.C.) High School . . . Led the state with a single-season record 108 receptions for 1,318 yards and 16 touchdowns as a senior from his split end spot . . . Also recorded eight interceptions and 103 tackles that year . . . Lettered in basketball and track as well . . . Enjoys reading and learning about computers in spare time . . . Lists "The Devil's Advocate" as favorite movie, "Martin" as favorite television show, Walter Payton as favorite athlete and the San Francisco 49ers as favorite sports team as a child . . . Has assisted in building a house for Habitat for Humanity each of the past two offseasons . . . Full name is Arturo C. Freeman, born October 27, 1976 in Orangeburg, S.C.

## ARTURO FREEMAN'S NFL REGULAR SEASON STATISTICS

YEAR	TEAM	G-S	TACK.	ASST.	TOTAL	FUM. REC.	INT.	YDS.	LG	TD
2000	Miami	8-0	0	0	0	0	0	0	-	0

## ARTURO FREEMAN'S NFL PLAYOFF STATISTICS

YEAR	TEAM	G-S	TACK.	ASST.	TOTAL	FUM. REC.	INT.	YDS.	LG	TD
2000	Miami	8-0	0	0	0	0	0	0	-	0

## ADDITIONAL STATS

Special Teams Tackles: 8 in 2000 (P-1)



## DOLPHIN FACT

The Dolphins have finished the regular season with a .500 or better record every year since 1989. The last time Miami finished below the break-even mark was in 1989, when they went 6-10. This streak of 12 straight seasons with a non-losing record is the longest current string in the NFL. Minnesota owns the second-longest current streak of ten seasons (1991-00).



## DOLPHIN FACT

The Dolphins have been at or above the .500 mark during the regular season for 69 straight weeks dating back to the final week of the 1996 season, the longest such streak in the NFL. No other team can claim to have a streak that precedes the 1999 season, with Detroit, Indianapolis and St. Louis all having had .500 or better records for 34 consecutive weeks apiece.

# ORONDE GADSDEN

## Wide Receiver

# 86

6-2 · 215

Born: 8/20/71

College: Winston-Salem '95

Acquired: FA, 1998 · Signed Through: 2002

NFL: Fourth Season · Dolphins: Fourth Season



### PRO CAREER

**2000** — Started all 16 regular season games in which he played . . . Led team in receiving with 56 receptions for 786 yards and six touchdowns . . . His reception total marked a career-high while his yardage figure was the second-most of his three-year NFL career . . . Yardage total also was 18th in the AFC in 2000 . . . Led Dolphins in receptions seven times and in receiving yardage on eight occasions during the season . . . Had two catches for 21 yards, including a 16-yard TD grab in season-opener vs. Seattle (9/3) . . . Caught six passes for 73 yards and two touchdowns at Cincinnati (10/1), marking the third multiple-touchdown game of his career . . . Had scoring catches of seven and 21 yards . . . Tallied seven receptions for 119 yards in Monday night game at N.Y. Jets (10/23), marking the fifth 100-yard receiving game of his NFL career . . . Seven receptions tied for the third-highest total of his career while his yardage figure ranked third . . . Registered five receptions for 100 yards in the first half of that contest, the second time in his career he amassed 100 receiving yards in one half . . . He had 112 yards in the second half at Indianapolis on October 10, 1999 . . . Lamar Smith rushed for 155 yards in the Jets game, as it marked the first time that the Dolphins had a 100-yard rusher and receiver in the same game since September 18, 1994 when Terry Kirby reached the 100-yard rushing mark and Keith Jackson attained the 100-yard receiving plateau against the N.Y. Jets . . . Had five catches for 70 yards, including a 15-yard TD reception, vs. Green Bay (10/29) . . . Only reception at San Diego (11/12) went for 61 yards on the Dolphins' first play from scrimmage, and it represented his longest catch of the season and the second-longest of his career . . . Caught two passes for 30 yards and a touchdown at Indianapolis (11/26) . . . Marked the second straight year that he came up with the game-winning TD against the Colts at the RCA Dome, as his 17-yard scoring reception from Damon Huard with 1:10 to play lifted the Dolphins to a 17-14 victory . . . Also had a touchdown reception the following week in win at Buffalo (12/3) . . . Finished the year by equaling a season-high with seven receptions, totaling 43 yards, at New England (12/24) . . .

**PLAYOFFS:** Started both playoff games following the 2000 season . . . Caught five passes for 71 yards with a long of 33 . . . Recorded four receptions for 38 yards in First-Round victory over Indianapolis (12/30) . . . In six career playoff games, including four starts, has registered 22 receptions for 279 yards and two touchdowns . . .

**THREE-YEAR RECEIVING TOTALS:** In his three seasons with the Dolphins, Gadsden has totaled 152 receptions for 2,302 yards and 19 receiving touchdowns . . . All three figures rank among the top five for a Dolphin in his first three seasons with the club:

### HIGHEST RECEIVING TOTALS BY A DOLPHIN IN HIS FIRST THREE SEASONS WITH THE TEAM

PLAYER	YEARS	REC.	PLAYER	YEARS	REC. YDs.	PLAYER	YEARS	REC. TDs
Irving Fryar	1993-95	199	Irving Fryar	1993-95	3190	Mark Clayton	1983-85*	23
Keith Byars	1993-95	161	Mark Clayton	1983-85*	2499	Paul Warfield	1970-72	20
Terry Kirby	1993-95*	155	Mark Duper	1982-84*	2309	Irving Fryar	1993-95	20
<b>O. GADSDEN 1998-00*</b>	<b>152</b>		Paul Warfield	1970-72	2305	<b>O. GADSDEN 1998-00*</b>	<b>19</b>	
Mark Clayton	1983-85*	149	<b>O. GADSDEN 1998-00*</b>	<b>2302</b>		Mark Duper	1982-84*	18

\*Denotes first three years in the NFL



**1999** — Started seven of the 16 games in which he played during the regular season ... Finished second on the team with 48 receptions for 803 yards and a team-high six touchdowns ... Traded only Tony Martin, who collected 67 receptions for 1,037 yards ... Led or shared the team-lead in receptions three times over the course of the season ... Also posted three 100-yard receiving games, second-most on the team, trailing only Tony Martin's five ... Yards per reception average of 16.7 is the highest for a Dolphin receiver with 40 or more receptions since Irving Fryar averaged 17.4 yards per catch (73-1,270) in 1994 ... Caught four passes for 123 yards and one touchdown at Indianapolis (10/10), the second 100-yard receiving game of his career and the second-highest yardage total in his career ... Along with Tony Martin's 166 yards, it marked the 14th time in the regular season and 16th occasion overall, including playoffs, that two Dolphins had 100 yards receiving in the same game, and the first time since November 27, 1994, when Mark Ingram had 117 yards and Irving Fryar had 103 yards at the N.Y. Jets ... In addition, Gadsden accounted for 112 receiving yards in the second half of that Colts game, the first time that a Dolphin accounted for 100 receiving yards in one half since December 21, 1998, when Lamar Thomas had 101 yards in the second half against Denver ... Two of Gadsden's receptions against the Colts came within the final minute of the game ... Hauled in a 48-yard pass from Dan Marino on fourth-and-10 from the 50 with less than a minute to play to give the Dolphins a first-and-goal from the two ... Two plays later, caught the game-winning touchdown, from two yards out with 27 seconds left to lift the Dolphins to a 34-31 victory and cap a comeback in which Miami faced two nine-point deficits in the fourth quarter ... Also caught a career-long 62-yard pass in the game ... Caught four passes for 36 yards vs. New England (11/21), with two of his receptions going for touchdowns, the second multiple-touchdown game of his career ... Scores came on catches of four and three yards, both from Damon Huard ... Put together second straight 100-yard effort against Colts, with six catches for 103 yards, including a 24-yard TD reception vs Indianapolis (12/5) ... Six catches tied for team-lead, while his yardage total represented the third 100-yard receiving game of his career ... Along with Tony Martin's 109 yards, it marked the second time against the Colts in 1999 that this tandem each reached the 100-yard receiving plateau ... It was the 15th time in team history that this happened in the regular season, and the 17th time overall, including playoffs ... Totaled four receptions for 83 yards, including a long of 55 yards, the second-longest catch of his career, vs. San Diego (12/19) ... Closed season with nine receptions for a team-best 114 yards at Washington (1/2/00), his third 100-yard receiving game of the year, the fourth of his career and the third-highest yardage total of his career ... Included among his receptions was a four-yard scoring catch from Damon Huard ... Started both playoff games following the 1999 season ... Led the team with eight catches for 87 yards and two touchdowns ... Caught two passes for 25 yards, including a one-yard TD catch, in First Round Playoff game at Seattle (1/9/00) ... Hauled in a team-high six passes for 62 yards, including a 20-yard scoring grab, in Divisional contest at Jacksonville (1/15/00) ... TD reception in Jacksonville was the last touchdown pass by Dan Marino in his NFL career.

**1998** — Signed with the Dolphins as a free agent on August 3 after playing with the Portland Forest Dragons of the Arena League ... Earned a roster spot during the preseason when he led the Dolphins with nine receptions for 165 yards and one touchdown ... Played in all 16 contests during the regular season, starting 12 of them ... Finished second on the club with 48 receptions for 713 yards and seven touchdowns ... Seven scores tied with O.J. McDuffie for first on the team ... Led the team in receptions three times and in receiving yardage on four occasions ... Made his Dolphins and NFL debut in a reserve role in season-opener at Indianapolis (9/6) ... Only catch on the day went for a 44-yard touchdown from Dan Marino in the second quarter to give Miami a 7-3 lead ... It marked the first time that a Dolphins receiver had a touchdown catch in his first NFL game since Tony Martin had a 35-yard TD grab from Marino in his NFL debut on September 9, 1990 at New England ... Made first NFL start, against Buffalo (9/13), and caught two passes for 31 yards with a long of 22 ... Tallied five receptions for a team-high 91 yards in Monday night game at Jacksonville (10/12) ... Had three receptions for a team-high 68 yards with a long of 29, including a 12-yard TD catch, at Buffalo (11/1) ... In a Monday night game at New England (11/23), caught three passes for 49 yards and two touchdowns, the first multiple-touchdown game of his career ... Scores came on catches of 35 and 11 yards, both from Dan Marino ... His second TD of the game was his fifth of the season, tying Andre Brown (1989) for the most receiving touchdowns by a Dolphins rookie or first-year player in a season ... Recorded two receptions for 22 yards, including a 19-yard TD catch, at Oakland (12/6), marking his sixth TD catch of the year, and setting a new Dolphins single-season record for a rookie or first-year player ... Tallied season-high and team-high totals of nine receptions for 153 yards, including a season-long catch of 50 yards, in season finale at Atlanta (12/27) ... His nine catches in the game tied Terry Kirby for the most by a Dolphins rookie or first-year player in a game (since broken) ... His yardage figure was

the most by a club rookie or first-year performer . . . It marked the first 100-yard receiving game of his career, and his yardage total now is tied for 21st-most in franchise history . . . It also was the most by a Dolphin since O.J. McDuffie amassed 154 receiving yards (11 rec.) in a First-Round Playoff game at Buffalo on December 30, 1995. . . It was the most by a Dolphin in a regular season game since Irving Fryar posted 160 yards (6 rec.) at Minnesota on September 25, 1994 . . . Caught five passes for a team-high 85 yards with a long of 52 in First-Round Playoff game vs. Buffalo (1/2/99) . . . Started Divisional contest at Denver (1/9/99), and came up with four receptions for 36 yards . . . In 14 games with Portland prior to his arrival in Miami, caught 93 passes for 1,335 yards and 37 touchdowns . . . Added 25 tackles and three interceptions on defense including one for a touchdown, where he played linebacker . . . Was named the AFL's Rookie of the Year for 1998 . . . Holds AFL records for most points, rookie season (230) and most touchdowns, rookie season (38) . . .

**ROOKIE/FIRST-YEAR RECORDS:** Gadsden's 48 catches tied for third among Dolphins rookie or first-year players, while his yardage total was third . . . Both figures were second among rookie or first-year wide receivers in club annals, while Gadsden's seven receiving scores eclipsed the club record for receiving touchdowns by a rookie or first-year player, surpassing the old mark of five, formerly held by Andre Brown, who attained that mark in 1989:

#### DOLPHINS RECEIVING RECORDS FOR ROOKIES OR FIRST-YEAR PLAYERS

PLAYER, YEAR	REC.	PLAYER, YEAR	REC.	PLAYER, YEAR	REC.
	YDs.		YDs.		TDs
Terry Kirby, 1993	75	Terry Kirby, 1993	874	<b>ORONDE GADSDEN, 1998</b>	<b>7</b>
Jack Clancy, 1967	67	Jack Clancy, 1967	868	Andre Brown, 1989	5
<b>ORONDE GADSDEN, 1998</b>	<b>48</b>	<b>ORONDE GADSDEN, 1998</b>	713	Jack Harper, 1967	3
Troy Stradford, 1987	48	Nat Moore, 1974	605	Jimmy Cefalo, 1978	3
Jim Kiick, 1968	44	Ferrell Edmunds, 1988	575	Ferrell Edmunds, 1988	3
				Terry Kirby, 1993	3

**1995-97** – Originally went to camp with Dallas as an undrafted rookie free agent in 1995 . . . Was waived on August 22, 1995 and signed to the practice squad on August 30, and spent the entire regular season there . . . Was signed to the 53-man roster on January 8, 1996, during the club's playoff run en route to a Super Bowl title, but sustained a severely sprained left ankle three days later and was placed on Injured Reserve . . . Was released by the Cowboys prior to the regular season in 1996 . . . Also went to camp with Pittsburgh in 1997 and was waived before the start of the regular season.

#### COLLEGE

As a senior at Winston-Salem, caught 56 passes for 1,111 yards and 16 touchdowns . . . Led the Central Intercollegiate Athletic Association with a 19.8-yard average per catch and finished second in receiving yardage, touchdowns and yards per game (101.0) . . . Had 31 receptions for 836 yards (27.0 avg.) and 13 touchdowns as a junior . . . Had 31 receptions for 810 yards (26.1 avg.) and 13 scores as a sophomore . . . Graduated with a degree in marketing.

#### PERSONAL

Single, resides in Weston, Fla . . . Attended Burke High School in his hometown of Charleston, S.C . . . In his final semester of college, served as an intern for the Drew Pearson Companies in Dallas . . . Has participated in events benefiting the Cystic Fibrosis Foundation . . . Assisted in building houses for Habitat for Humanity during each of the past three offseasons . . . Is very active with the Big Brothers and Big Sisters of Broward County . . . Was presented with the honor of tossing the coin for the AFL's Florida Bobcats' 1999 home opener . . . In 1999 created his own clothing line, entitled "Original Gear" . . . The clothing line is now the official sideline apparel for the Bobcats' coaching staff . . . Full name is Oronde Benjamin Gadsden, born August 20, 1971.



## ORONDE GADSDEN'S NFL REGULAR SEASON STATISTICS

YEAR	TEAM	G-S	RECEIVING					RUSHING			
			ATT.	YDS.	AVG.	LG	TD	NO.	YDS.	LG	TD
1998	Miami	16-12	48	713	14.9	50	7	0	0	0	0
1999	Miami	16-7	48	803	16.7	62	6	0	0	0	0
2000	Miami	16-16	56	786	14.0	61	6	0	0	0	0
<b>3-YEAR TOTALS</b>		<b>48-35</b>	<b>152</b>	<b>2302</b>	<b>15.1</b>	<b>62</b>	<b>19</b>	<b>0</b>	<b>0</b>	<b>0</b>	<b>0</b>

## ORONDE GADSDEN'S NFL PLAYOFF STATISTICS

YEAR	TEAM	G-S	RECEIVING					RUSHING			
			ATT.	YDS.	AVG.	LG	TD	NO.	YDS.	LG	TD
1998	Miami	2-1	9	121	13.4	52	0	0	0	0	0
1999	Miami	2-2	8	87	10.9	24	2	0	0	0	0
2000	Miami	2-2	5	71	14.2	33	0	0	0	0	0
<b>PLAYOFF TOTALS</b>		<b>6-5</b>	<b>22</b>	<b>279</b>	<b>12.7</b>	<b>52</b>	<b>2</b>	<b>0</b>	<b>0</b>	<b>0</b>	<b>0</b>

## ADDITIONAL STATS

**Passing:** 1 attempt, 0 completions in 1993

**Miscellaneous Tackles:** 2 in 2000 (P-2)

**Miscellaneous Fumble Recoveries:** 2 in 2000

## SINGLE-GAME HIGHS

<b>Most Receptions:</b>	9	at Atlanta, 12/27/98
	9	at Washington, 1/2/00
	7	at N.Y. Jets, 10/23/00
	7	at New England, 12/24/00
	6	vs. Indianapolis, 12/5/99
	*6	at Jacksonville, 1/15/00
<b>Most Receiving Yards:</b>	153	at Atlanta, 12/27/98
	123	at Indianapolis, 10/10/99
	119	at N.Y. Jets, 10/23/00
	114	at Washington, 1/2/00
	103	vs. Indianapolis, 12/5/99
	62	at Indianapolis, 10/10/99
<b>Longest Receptions:</b>	61	at San Diego, 11/12/00
	55	vs. San Diego, 12/19/99
	*52	vs. Buffalo, 1/2/99
	50	at Atlanta, 12/27/98
<b>Most TD Receptions:</b>	2	at New England, 11/23/98
	2	vs. New England, 11/21/99
	2	at Cincinnati, 10/1/00

\* Playoff Game

## 100-YARD RECEIVING GAMES (5)

DATE	OPPONENT	NO.	YDS.	LG	TD
12/27/98	at Atlanta	9	153	50	0
10/10/99	at Indianapolis	4	123	62	1
12/5/99	INDIANAPOLIS	6	103	24t	1
1/2/00	at Washington	9	114	26	1
10/23/00	at N.Y. Jets	7	119	29	0

# ORONDE GADSDEN'S RECEIVING BREAKDOWN

	2000						CAREER					
	G	NO	YDS	AVG	LG	TD	G	NO	YDS	AVG	LG	TD
Buffalo	2	6	76	12.7	25	1	6	14	221	15.8	36	2
Indianapolis	2	5	70	14.0	17	1	6	16	340	21.3	62	4
Miami	-	-	-	-	-	-	-	-	-	-	-	-
New England	2	11	103	9.4	44	0	6	23	251	10.9	44	4
N.Y. Jets	2	9	161	17.9	29	0	6	19	319	16.8	30	1
<b>AFC East</b>	<b>8</b>	<b>31</b>	<b>410</b>	<b>13.2</b>	<b>44</b>	<b>2</b>	<b>24</b>	<b>72</b>	<b>1131</b>	<b>15.7</b>	<b>62</b>	<b>11</b>
Baltimore	1	1	11	11.0	11	0	1	1	11	11.0	11	0
Cincinnati	1	6	73	12.2	21	2	1	6	73	12.2	21	2
Cleveland	-	-	-	-	-	-	-	-	-	-	-	-
Jacksonville	-	-	-	-	-	-	1	5	91	18.2	28	0
Pittsburgh	-	-	-	-	-	-	1	4	34	8.5	13	0
Tennessee	-	-	-	-	-	-	1	2	47	23.5	29	0
<b>AFC Central</b>	<b>2</b>	<b>7</b>	<b>84</b>	<b>12.4</b>	<b>21</b>	<b>2</b>	<b>5</b>	<b>18</b>	<b>256</b>	<b>14.2</b>	<b>29</b>	<b>2</b>
Denver	-	-	-	-	-	-	2	2	28	14.0	20	1
Kansas City	-	-	-	-	-	-	-	-	-	-	-	-
Oakland	-	-	-	-	-	-	2	5	92	18.4	36	1
San Diego	1	1	61	61.0	61	0	2	5	144	28.8	61	0
Seattle	1	2	21	10.5	16	1	1	2	21	10.5	16	1
<b>AFC West</b>	<b>2</b>	<b>3</b>	<b>82</b>	<b>27.3</b>	<b>61</b>	<b>1</b>	<b>7</b>	<b>14</b>	<b>285</b>	<b>20.4</b>	<b>61</b>	<b>3</b>
<b>AFC Total</b>	<b>12</b>	<b>41</b>	<b>576</b>	<b>14.0</b>	<b>61</b>	<b>5</b>	<b>36</b>	<b>104</b>	<b>1672</b>	<b>16.1</b>	<b>62</b>	<b>16</b>
Arizona	-	-	-	-	-	-	1	2	11	5.5	9	0
Dallas	-	-	-	-	-	-	1	3	39	13.0	17	0
N.Y. Giants	-	-	-	-	-	-	-	-	-	-	-	-
Philadelphia	-	-	-	-	-	-	1	1	17	17.0	17	0
Washington	-	-	-	-	-	-	1	9	114	12.7	26	1
<b>NFC East</b>	<b>-</b>	<b>-</b>	<b>-</b>	<b>-</b>	<b>-</b>	<b>-</b>	<b>4</b>	<b>15</b>	<b>181</b>	<b>12.1</b>	<b>26</b>	<b>1</b>
Chicago	-	-	-	-	-	-	-	-	-	-	-	-
Detroit	1	4	41	10.3	19	0	1	4	41	10.3	19	0
Green Bay	1	5	70	14.0	17	1	1	5	70	14.0	17	1
Minnesota	1	2	24	12.0	15	0	1	2	24	12.0	15	0
Tampa Bay	1	4	75	18.8	29	0	1	4	75	18.8	29	0
<b>NFC Central</b>	<b>4</b>	<b>15</b>	<b>210</b>	<b>14.0</b>	<b>29</b>	<b>1</b>	<b>4</b>	<b>15</b>	<b>210</b>	<b>14.0</b>	<b>29</b>	<b>1</b>
Atlanta	-	-	-	-	-	-	1	9	153	17.0	50	0
Carolina	-	-	-	-	-	-	1	3	21	7.0	9	0
New Orleans	-	-	-	-	-	-	1	4	60	15.0	23	0
St. Louis	-	-	-	-	-	-	1	2	5	2.5	4	1
San Francisco	-	-	-	-	-	-	-	-	-	-	-	-
<b>NFC West</b>	<b>-</b>	<b>-</b>	<b>-</b>	<b>-</b>	<b>-</b>	<b>-</b>	<b>4</b>	<b>18</b>	<b>239</b>	<b>13.3</b>	<b>50</b>	<b>1</b>
<b>NFC Total</b>	<b>4</b>	<b>15</b>	<b>210</b>	<b>14.0</b>	<b>29</b>	<b>1</b>	<b>12</b>	<b>48</b>	<b>630</b>	<b>13.1</b>	<b>50</b>	<b>3</b>
Home	8	24	352	14.7	44	2	24	68	983	14.5	55	7
Road	8	32	434	13.6	61	4	24	84	1319	15.7	62	12
1st Down	16	22	317	14.4	61	1	48	45	717	15.9	61	5
2nd Down	16	17	233	13.7	29	3	48	49	644	13.1	55	6
3rd Down	16	17	236	13.9	44	2	48	54	828	15.3	62	7
4th Down	16	0	0	--	0	0	48	4	113	28.3	48	1
1st Half	16	30	522	17.4	61	2	48	81	1364	16.8	61	10
2nd Half	16	25	259	10.4	19	4	48	69	923	13.4	62	9
Overtime	1	1	5	5.0	5	0	2	2	15	7.5	10	0
Grass	12	45	648	14.4	61	4	36	115	1650	14.3	61	13
Turf	4	11	138	12.5	25	2	12	37	652	17.6	62	6
Aug./Sept.	4	9	116	12.8	44	1	9	18	236	13.1	44	2
October	4	21	295	14.0	29	3	13	46	740	16.1	62	5
November	4	9	174	19.3	61	1	13	31	494	15.9	61	6
Dec./Jan.	4	17	201	11.8	29	1	13	57	832	14.6	55	6
Games 1-8	8	30	411	13.7	44	4	24	69	1091	15.8	62	8
Games 9-16	8	26	375	14.4	61	2	24	83	1211	14.6	61	11
Wins	11	38	486	12.8	61	6	30	83	1181	14.2	62	13
Losses	5	18	300	16.7	29	0	18	69	1121	16.2	50	6
Ties	-	-	-	-	-	-	-	-	-	-	-	-



# SCOTT GALYON

## Linebacker

# 58

6-2 • 238

Born: 3/23/74

College: Tennessee '96

Acquired: UFA (NYG), 2000 • Signed Through: 2002

NFL: Sixth Season • Dolphins: Second Season



### PRO CAREER

**2000** — Signed a three-year contract with Dolphins as an Unrestricted Free Agent from the New York Giants on February 29, 2000 . . . Played in six games, including one start . . . Finished with nine total tackles (8 solo) on defense and ten stops on special teams . . . Appeared in each of the first six contests of the year before sustaining a torn anterior cruciate ligament in his right knee vs. Buffalo (10/8) . . . Was placed on injured reserve on October 11 . . . Underwent surgery to repair the damage on October 25 . . . The surgery was performed by Dr. Russell Warren at the Hospital for Special Surgery in New York . . . Was credited with four special teams tackles in season-opening win over Seattle (9/3) and earned a game ball for his performance . . . Lone start of the year came at middle linebacker in place of the injured Zach Thomas (ankle) at Cincinnati (10/1) . . . Responded with seven tackles in that game . . . Underwent arthroscopic surgery on May 1, 2001, to debride the patellar femoral joint, remove loose bodies and remove a small tear of the lateral meniscus in his left knee . . . The surgery was performed by team physician Dr. George Caldwell at Holy Cross Hospital in Fort Lauderdale.

**1999** — Played in all 16 regular season games with no starts for the Giants in 1999 . . . Finished the season with 20 tackles (14 solo), one sack and three passes defended . . . Also was second on the squad with 16 special teams tackles . . . Tallied four tackles and a pass defended on defense and two stops on special teams vs. New Orleans (10/24) . . . Saw most extensive action of the year on defense vs. Arizona (11/28) with lower leg injury to Marcus Buckley . . . As the nickel linebacker posted two tackles, a sack for nine yards lost and three passes defended . . . Also came up with two special teams tackles . . . Recorded four tackles and a forced fumble on special teams, while adding two stops on defense vs. N.Y. Jets (12/5).

**1998** — Played in ten games, including one start . . . Finished the season with 24 total tackles (19 solo), one sack, two forced fumbles, one fumble recovery and one pass defended . . . Added five stops on special teams . . . Majority of his playing time was at linebacker in the nickel defense . . . Suffered an Achilles/calf injury in the second game of the season at Oakland (9/13) and missed the next three games (vs. Dallas 9/21, at San Diego 9/27 and at Tampa Bay, 10/4) . . . Made his first NFL start vs. Arizona (10/18) when the Giants opened in the nickel defense . . . Helped set up the Giants final touchdown against the Cardinals when he recovered a Jake Plummer fumble at the Giants 48-yard line after he forced the fumble on a seven-yard sack . . . Suffered a tibial plateau (knee) fracture to his left leg and a torn medial collateral ligament in his left knee while covering a first quarter punt at Arizona (12/6) . . . Underwent surgery to repair the injuries on December 7 at the Hospital for Special Surgery-Cornell Medical Center in New York City and was placed on injured reserve on December 8.

**1997** — Appeared in all 16 regular season games in a reserve role . . . Finished the year with 39 total tackles (31 solo), three sacks, two forced fumbles and three passes defended . . . Also tied for second on the team with 11 special teams tackles . . . Started the season as a reserve linebacker and special teams performer . . . Named special teams MVP by the coaching staff following his performance vs. Philadelphia (8/31) in the season-opener . . . Was used in the nickel defense against the Eagles due to an injury to Marcus Buckley (hip flexor) . . . When Buckley filled in at weakside linebacker at Jacksonville (9/7) for LB Jessie Armstead, who was out with heat cramps in the fourth quarter, Galyon took over as the nickel linebacker . . . Suffered a concussion in the second half during a kickoff vs. Baltimore (9/14) and did not

### FIN FACT

Scott served as a substitute teacher at his high school alma mater during his first offseason in the NFL.

return to the game . . . Was credited with the first sack of his career at Arizona (10/12) when he came in on a blitz and forced Cardinals QB Stoney Case to fumble in the third quarter . . . The Cardinals recovered the loose football after a 30-yard loss to put themselves in a third-and-40 situation . . . Came in on a third down blitz vs. Arizona (11/16) and sacked QB Jake Plummer for an eight-yard loss to end a Cardinals drive in the first quarter . . . Created a turnover that led to a Giants touchdown in the second quarter at Philadelphia (12/7) when he forced Eagles QB Bobby Hoyer to fumble on a nine-yard sack . . . Led the team with six solo tackles and also added two solo special teams tackles at Dallas (12/21) . . . Was awarded a special teams game ball by the coaching staff for his performance against the Cowboys . . . In the NFC Wild Card game vs. Minnesota (12/27), finished with three tackles, one pass defended and one forced fumble . . . Hit QB Randall Cunningham and forced him to fumble in the third quarter . . . Contributed four special teams tackles in that playoff game as well.

**1996** – Played in all 16 regular season games in a reserve role during his rookie season . . . Had two tackles on defense and tied for third on the club with nine special teams tackles . . . Saw his first action at linebacker at Dallas (9/8) when he entered the game in place of Jessie Armstead at weakside linebacker in the fourth quarter . . . Had his first NFL tackle when he stopped Emmitt Smith at the line of scrimmage for no gain on a third-and-one play to help hold Dallas to a field goal . . . Helped force the Cowboys to start their first drive deep in their own territory by downing a Mike Horan punt at the Dallas two-yard line after Conrad Hamilton batted the ball back from the goal line vs. Dallas (11/24) . . . Sixth-round draft choice (182nd overall) of the N.Y. Giants in 1996.

## COLLEGE

Was a four-year letterman (1992-95) at Tennessee . . . Was elected as one of four co-captains for his senior season of 1995 . . . Started every game at right outside linebacker during his senior campaign . . . Was the team's leading tackler with 91 stops (62 solo), one sack and ten tackles for losses. . . Led the team in tackles with 93 (67 solo) as a junior in 1994 . . . Started the season at middle linebacker, then moved to right side after Mississippi State game . . . Cracked the starting lineup in Alabama game as a sophomore in 1993 and remained a regular for final six games, including the bowl game . . . Finished as Vols' fourth-leading tackler with 54 hits, 36 solo stops and 18 assists . . . As true freshman, was a backup at right linebacker and a key special teams performer.

## PERSONAL

Married to Chasity . . . Was a first-team All-Star as a defensive back and honorable mention All-America by USA Today as a senior at Seymour (Tenn.) High . . . Named to Tom Lemming's All-Southeast squad . . . Played quarterback, receiver, linebacker and safety during high school career . . . For his career, had 191 tackles and 14 interceptions . . . Averaged 38 yards as punter . . . Led Seymour to a 27-7 record and two playoff appearances during his three years . . . Had 91 tackles, four interceptions and ten passes broken up during his senior campaign . . . Caught 21 passes for 500 yards as junior . . . Moved to quarterback as senior . . . Was an All-District selection in baseball and basketball . . . During his first offseason in the NFL, served as a substitute teacher at Seymour High School . . . Would like to teach and coach at the high school level after his playing career . . . Has assisted in building houses for Habitat for Humanity . . . Born March 23, 1974.



## SCOTT GALYON'S NFL REGULAR SEASON STATISTICS

YEAR	TEAM	G-S	TACK.	ASST.	TOTAL	FUM. REC.	FOR. FUM.	QB SACK	YDS LOST
1996	N.Y. Giants	16-0	2	0	2	0	0	0	0.0
1997	N.Y. Giants	16-0	31	8	39	0	2	3	47.0
1998	N.Y. Giants	10-1	19	5	24	1	2	1	7.0
1999	N.Y. Giants	16-0	14	5	19	0	1	1	9.0
2000	Miami	6-1	8	1	9	0	0	0	0.0
<b>5-YEAR TOTALS</b>		<b>64-2</b>	<b>74</b>	<b>19</b>	<b>93</b>	<b>1</b>	<b>5</b>	<b>5</b>	<b>63.0</b>
<b>MIAMI TOTALS</b>		<b>6-1</b>	<b>8</b>	<b>1</b>	<b>9</b>	<b>0</b>	<b>0</b>	<b>0</b>	<b>0.0</b>

## SCOTT GALYON'S NFL PLAYOFF STATISTICS

YEAR	TEAM	G-S	TACK.	ASST.	TOTAL	FUM. REC.	FOR. FUM.	QB SACK	YDS LOST
1997	N.Y. Giants	1-0	3	0	3	0	1	0	0.0

## ADDITIONAL STATS

**Passes Defensed:** (N.Y. Giants) 3 in 1997, 1 in 1998, 3 in 1999 for total of 7 (P-1)

**Special Teams Tackles:** (N.Y. Giants) 9 in 1996, 11 in 1997, 5 in 1998, 16 in 1999, (Miami) 10 in 2000 for total of 51 (P-4)




# TRENT GAMBLE

## Safety

**5-9 • 195**  
**Born: 7/24/77**  
**College: Wyoming '00**  
**Acquired: FA, 2000 • Signed Through: 2001**  
**NFL: Second Season • Dolphins: Second Season**

# 42

## PRO CAREER

**2000** – Was the only undrafted rookie free agent to make the Dolphins' opening day roster in 2000 . . . Played in all 16 regular season games and both playoff contests in a reserve role . . . Proved to be one of the team's most productive performers on special teams, where he finished second on the squad with 26 total tackles, including a fumble recovery . . . Added three stops and a pass defensed on defense . . . Made NFL debut vs. Seattle (9/3) and recovered a fumbled punt . . . Was awarded a game ball on special teams in victory over Buffalo (10/8) when he tallied two tackles . . . In addition to one of those tackles coming inside the Bills' 20 in the fourth quarter of Miami's 22-13 win, he also downed a punt inside-the-20 in the final period . . . Had three special teams tackles at N.Y. Jets (10/23) and vs. Tampa Bay (12/10) . . . Appeared in both playoff games following the season . . . Registered three tackles on defense, and posted two more on special teams.

## FIN FACT

An excellent athlete, Trent won the Colorado state Pentathlon title his senior year in high school.

## COLLEGE

Was a four-year letterman (1996-99) at Wyoming . . . Played in 46 games with 14 starts in his four seasons . . . Concluded his career with 143 tackles, six interceptions and 12 pass breakups . . . Became a full-time starter for his senior season when he opened all 11 contests at cornerback after playing both free and strong safety over his first three years . . . Was a first-

team All-Mountain Conference selection in 1999 . . . Recorded 60 tackles, three interceptions, five pass breakups and one sack . . . Majored in finance.

## PERSONAL

Single, resides in Parker, Colo. . . . Was an all-state choice at defensive back as a senior at Ponderosa High School in Parker, Colo. . . . Also performed as a running back and punter, while returning kickoffs as well . . . Scored 19 touchdowns and tallied more than 3,000 all-purpose yards as a senior . . . Also excelled in track, winning the state pentathlon title as senior, while also placing second in the long jump . . . Was a National Honor Society member and a National Merit Scholarship semifinalist as a senior . . . Enjoys skiing, golfing and fishing in spare time . . . Lists "Braveheart" as favorite movie, "Seinfeld" as favorite television show, Big Head Todd as favorite recording artists, John Elway and Dennis Smith as favorite athletes and the Denver Broncos as favorite team growing up . . . Assisted in building a house for Habitat For Humanity this past offseason . . . Full name is Trent Ashford Gamble, born July 24, 1977 in Denver, Colo.

### TRENT GAMBLE'S NFL REGULAR SEASON STATISTICS

YEAR	TEAM	G-S	TACK.	ASST.	TOTAL	FUM. REC.	INT.	YDS.	LG	TD
2000	Miami	16-0	3	0	3	1	0	0	0	0


### TRENT GAMBLE'S NFL PLAYOFF STATISTICS

YEAR	TEAM	G-S	TACK.	ASST.	TOTAL	FUM. REC.	INT.	YDS.	LG	TD
2000	Miami	2-0	2	1	3	0	0	0	0	0

### ADDITIONAL STATS

**Passes Defensed:** 1 in 2000

**Special Teams Tackles:** 26 in 2000 (P-2)



# DARYL GARDENER

## Defensive Tackle

**6-6 • 310**

**Born: 2/25/73**

**College: Baylor '96**

**Acquired: D1, 1996 • Signed Through: 2007**

**NFL: Sixth Season • Dolphins: Sixth Season**

92

## PRO CAREER

**2000** — Signed a seven-year contract extension through the 2007 season on July 20, 2000 . . . Started all ten games in which he played at right defensive tackle . . . Despite missing six games, finished ninth on the team with 54 total tackles (43 solo) . . . Also recorded 2.5 sacks and a pass defensed . . . Registered nine tackles over the first two weeks of the season, including four stops and a half-sack in season-opener vs. Seattle (9/3) when he was awarded a defensive game ball . . . Sustained a disc herniation at L4-L5 vs. Minnesota (9/10) . . . Underwent surgery on September 15 to remove a fragment of his herniated lumbar disc . . . The surgery was performed by local spine specialist Dr. Gary Gieseke at Holy Cross Hospital in Fort Lauderdale . . . Was inactive for five straight games (3-7) before returning to action in a starting role vs. Green Bay (10/29) . . . The first game that

## FIN FACT

Raised in a military family, Daryl never lived in the same area more than two or three years. After living in South Florida for five years, he now considers it home.



Gardener missed (vs. Baltimore, 9/17) ended a string of 66 straight games in which he had played, and marked the first time he missed a game in his NFL career ... In second game back (vs. Detroit, 11/5), tallied five tackles, including 1.5 sacks, and earned a game ball on defense ... Was inactive the following week at San Diego (11/12) due to back spasms ... Recorded eight tackles the following week vs. N.Y. Jets (11/19) ... Posted a season-high nine stops, including a half-sack, vs. Tampa Bay (12/10) ... Was the Dolphins' recipient of the 2000 Ed Block Courage Award ...

**PLAYOFFS:** Started both playoff games following the 2000 season at right defensive tackle ... Tied for fifth on the team with 11 tackles, including seven in Divisional contest at Oakland (1/6/01) ... Has started all seven playoff games in which he has appeared during his career ... Has recorded 31 tackles and 1.5 sacks.

**1999** – Started 15 of the 16 games in which he played at right defensive tackle ... Finished the year with 71 total tackles (49 solo), five sacks for 14.5 yards in losses, one fumble recovery and one forced fumble ... Both his tackle and sack totals represented new career-highs, surpassing his previous best of 58 tackles (1997) and 1.5 sacks (1997) ... Tackle total ranked fifth on the team and was second among linemen ... Sack figure tied for third on the squad ... Was voted as a second alternate at defensive tackle to the AFC Pro Bowl squad ... Only game he did not start was vs. N.Y. Jets (12/27) as Dolphins opened with six defensive backs ... Opened the season with four tackles in win at Denver (9/13) and was awarded a defensive game ball ... Was second on the team with seven tackles in win vs. Arizona (9/19), and earned a defensive game ball for the second straight week ... Had five tackles and a fumble recovery vs. Indianapolis (10/10) ... Fumble recovery came in the first quarter when he scooped up an Edgerrin James fumble at the Dolphins' two and returned it 33 yards to the 35 ... The Colts had a first-and-goal from the one prior to the fumble, and Gardener's return helped to set up an Olindo Mare field goal ... Recorded three tackles, including a sack, at Oakland (10/31) and received a defensive game ball ... Tallied five tackles, including a half-sack, in shutout win vs. Tennessee (11/7) and earned a defensive game ball ... Notched eight tackles at Buffalo (11/14) ... Was second on the team with a season-high ten tackles in 12-9 victory over San Diego (12/19) ... Also posted a career-high two sacks in the Chargers contest and was awarded a game ball on defense ... When he did not start the following week against the Jets (12/27), it snapped a string of 57 consecutive contests in which he had started, dating back to his rookie season of 1996 ... Started both playoff games at right defensive tackle ... Totaled five tackles (three solo).

**1998** – Started all 16 regular season games and both playoff contests at right defensive tackle ... Finished the year with 53 tackles, a sack and one interception ... Also batted down three passes ... Tackle total ranked eighth on the team and first among linemen ... Had two tackles and an interception of a Peyton Manning pass in season-opener at Indianapolis (9/6) ... It marked the first interception of his career and was the first interception by a Dolphins defensive lineman since Jeff Cross picked off a Drew Bledsoe pass on October 30, 1994 at New England ... Recorded a pair of stops and was awarded a defensive game ball for his performance in shutout win vs. Pittsburgh (9/20) ... Tallied five tackles at N.Y. Jets (10/4) ... Registered a season-high seven tackles, including a sack and a pass defended, vs. New England (10/25) ... Earned a defensive game ball for his efforts in the Dolphins' 12-9 win over the Patriots ... Was credited with five stops and two passes defended at New England (11/23) ... Started both playoff games following the 1998 season at right defensive tackle ... Totaled seven tackles and a half-sack ... Tallied three tackles and a half-sack in First-Round game vs. Buffalo (1/2/99) ... Was credited with four stops in Divisional contest at Denver (1/9/99).

**1997** – Started all 16 regular season games and one playoff contest at right defensive tackle ... Finished the year with 58 total tackles, 1.5 sacks for 12.5 yards lost, a fumble recovery and a forced fumble ... Tackle total ranked ninth on the club ... Recorded five tackles at Green Bay (9/21) ... Registered six stops, including a half-sack, vs. Chicago (10/27) ... Tallied a season-high seven tackles at Buffalo (11/2) ... Amassed four tackles, including his only full sack of the year, in season finale vs. New England (12/22) ... Started First-Round Playoff game at New England (12/28) ... Was credited with eight tackles, including a sack for nine yards lost.

**1996** – Played in all 16 games with 12 starts at left defensive tackle as a rookie ... Finished with 50 tackles (33 solo), one sack and a fumble recovery ... Voted to all-rookie teams of College and Pro Football Newsweekly, The Football News and Pro Football Weekly ... Made Dolphins debut in season opener against New England (9/1) in starting role at left defensive tackle and recorded four tackles, including a seven-yard sack of Patriots quarterback Drew

Bledsoe . . . Joined fellow rookies, running back Karim Abdul-Jabbar, fullback Stanley Pritchett and linebacker Zach Thomas, for only the third time in club history and the first time since 1970 that Miami started four rookies in the season opener . . . Saw action in a reserve role in each of the next four games . . . Tallied five tackles at Indianapolis (9/23) . . . Started each of the final 11 contests . . . Recovered a fumble at New England (11/3) . . . Registered five tackles against Pittsburgh (11/25) . . . Posted a season-high six stops at Oakland (12/1) . . . First-round draft choice (20th overall) by Miami in 1996.

## COLLEGE

Three-year starter at Baylor . . . Started at left defensive end as senior . . . Recorded 59 tackles (36 solo), 3.5 sacks, and six tackles for loss . . . Started each of the first eight games of junior season at left defensive end . . . Recorded 31 tackles (19 solo), seven tackles for loss, one forced fumble, one fumble recovery with a team-high 4.5 sacks . . . Started the last nine games of sophomore season at left defensive end . . . Recorded 51 tackles (25 solo), four sacks, 12 tackles for loss, one forced fumble, one fumble recovery and a pass defended . . . Saw reserve action as freshman . . . Recorded 18 tackles (14 solo), with three sacks and six tackles for loss . . . Majored in sociology.

## PERSONAL

Married to Tarnesia (12/2/95), couple resides in Parkland, Fla., with son, Da'vante, and daughter, Sha'nice . . . Attended Lawton (Okla.) High School . . . Named all-state as a senior . . . Recorded 149 tackles, eight sacks, nine quarterback pressures, while adding eight receptions for 138 yards and two touchdowns . . . Excelled in basketball, averaging 17.2 points and ten rebounds per game . . . Has worked with the Kara Morris Foundation, the Big Brothers program and has become extremely involved with the Guardian Ad Litem Program . . . Enjoys fishing . . . Lists "The Simpsons" as favorite television show, The Bible as favorite book and Janet Jackson as favorite recording artist . . . Full name is Daryl Ronald Gardener, born February 25, 1973, in Baltimore, Md.

### DARYL GARDENER'S NFL REGULAR SEASON STATISTICS

YEAR	TEAM	G-S	TACK.	ASST.	TOTAL	FUM. REC.	FOR. FUM.	QB SACK	YDS LOST
1996	Miami	16-12	33	17	50	1	0	1	7.0
1997	Miami	16-16	44	14	58	1	1	1½	12.5
1998	Miami	16-16	37	16	53	0	0	1	9.0
1999	Miami	16-15	49	22	71	1	1	5	14.5
2000	Miami	10-10	43	11	54	0	0	2½	9.5
5-YEAR TOTALS		74-69	206	80	286	3	2	11	52.5

### DARYL GARDENER'S NFL PLAYOFF STATISTICS

YEAR	TEAM	G-S	TACK.	ASST.	TOTAL	FUM. REC.	FOR. FUM.	QB SACK	YDS LOST
1997	Miami	1-1	5	3	8	0	0	1	9.0
1998	Miami	2-2	6	1	7	0	0	½	4.0
1999	Miami	2-2	3	2	5	0	0	0	0.0
2000	Miami	2-2	5	6	11	0	0	0	0.0
PLAYOFF TOTALS		7-7	19	12	31	0	0	1½	13.0

## ADDITIONAL STATS

Interceptions: 1 for -1 yards in 1998

Passes Defensed: 3 in 1998, 1 in 2000 for total of 4



# HUNTER GOODWIN

**Tight End**

**6-5 • 270**

**Born: 10/10/72**

**College: Texas A&M '96**

**Acquired: RFA (Minn.), 1999 • Signed Through: 2002**

**NFL: Sixth Season • Dolphins: Third Season**

**83**



## PRO CAREER

**2000** — Started all 16 regular season games . . . Finished with six receptions for 36 yards and a touchdown . . . Also was credited with two kickoff returns for six yards . . . Established himself as one of the top blocking tight ends in the league . . . Was an integral part of a running game that amassed 1,894 yards, the most by a Dolphins team since 1984 . . . Caught two passes for 13 yards at N.Y. Jets (10/23) . . . In season finale at New England (12/24), hauled in two passes for 11 yards, including a nine-yard scoring catch from Jay Fiedler, marking the first touchdown of Goodwin's career . . . The touchdown brought the Dolphins to within four points of the Patriots at 14-10 in the second quarter after they had trailed 14-3 . . . Underwent surgery following the season, on January 12, 2001 . . . Had arthroscopic surgery to debride his left hip joint . . . The procedure was performed by Dr. Marc Philippon at Holy Cross Hospital in Fort Lauderdale . . .

**PLAYOFFS:** Started both playoff games following the 2000 season . . . Did not have any stats . . . In his career, has played in nine postseason contests, including five starts, and caught one pass for six yards.

**1999** — Signed an offer sheet on a three-year contract as a Restricted Free Agent from Minnesota on April 7, 1999 . . . Vikings declined to match the offer on April 9 . . . Dolphins gave Minnesota their 1999 fourth-round draft choice (120th overall) as compensation . . . Played in 15 regular season games, including five starts . . . Was inactive for one contest . . . Three of his starts on the year came as part of a two-tight-end set . . . Finished with a career-high eight receptions, totaling 55 yards . . . Also was credited with eight tackles and a forced fumble on special teams . . . Was awarded an offensive game ball for his blocking efforts in season-opening win at Denver (9/13), as Dolphins rushed for 111 yards . . . Received a special teams game ball in win vs. Philadelphia (10/24) . . . In addition, caught one pass for a season-long 14-yard reception in the Eagles contest, tying for the second-longest catch of his career . . . Also earned a game ball on special teams the following week in victory at Oakland (10/31) . . . Was inactive vs. New England (11/21) with a calf injury . . . Tied a career-best with two receptions for 17 yards vs. San Diego (12/19) . . . Surpassed that figure the following week vs. N.Y. Jets (12/27) when he caught three passes for 14 yards . . . Overall, over the final three weeks of the season, caught six passes for 40 yards . . . Opened each of the final two games of the year (vs. N.Y. Jets 12/27, at Washington 1/2/00) with knee injury to Troy Drayton . . . Appeared in both playoff games following the 1999 season in a reserve role . . . Caught one pass for six yards in first round contest at Seattle (1/9/00).

**1998** — Played in 15 regular season games, all in a reserve role, for the Vikings in 1998 . . . Caught three passes for 16 yards on the season . . . Also posted a career-high nine special teams tackles . . . Long play of the year came on a nine-yard grab at Baltimore (12/13) . . . Played a key role as a blocker as Robert Smith rushed for 1,187 yards and a 4.8-yard average per carry . . . Started both playoff contests following the 1998 season and did not have any stats.

**1997** — Played in all 16 contests, including two starts . . . Caught a career-high seven passes for 61 yards . . . Also recorded two tackles on special teams . . . Had a career-high two receptions twice: at Buffalo (8/31) and at Chicago (9/7) . . . Had a season-high 17 receiving yards in opener at Buffalo (8/31) . . . Had a season-long 14-yard reception vs. Carolina (10/21) . . . Also served in a critical blocking role as Robert Smith rushed for 1,266 yards and a 5.5-

## FIN FACT

Hunter once scored 18 points in a charity basketball game of mule-basketball, where he played the entire game while riding a donkey.

yard average per attempt . . . Saw action in both playoff games in a reserve role and did not post any stats.

**1996** – Started six of the nine games in which he appeared . . . Caught one pass for 24 yards . . . Was the only Vikings rookie to start a game in '96 . . . In addition, six starts tied with Gordon Smith (1961) for the second-most starts ever by a Vikings rookie tight end, trailing only Hal Bedsole, who opened eight contests in 1964 . . . Made NFL debut vs. Chicago (9/15) . . . His 24-yard reception vs. Arizona (12/1) was first of career and longest by a Vikings tight end in 1996 . . . Fourth-round draft choice (97th overall) of Minnesota in 1996, with a choice obtained from Arizona in a draft-day trade-up.

## COLLEGE

Earned all-conference honors at two different schools, at two different positions, in two different conferences and divisions . . . Transferred to Texas A&M in 1993 following two seasons (1991-92) at Texas A&M-Kingsville . . . Sat out the 1993 season under NCAA transfer rules . . . Caught 21 passes for 219 yards and posted 48 knockdowns for the Javelinas in 1992 when he earned All-Lone Star Conference honors . . . Played mainly as a blocking tight end as a freshman in 1991 . . . Started at right tackle in his Texas A&M debut, at LSU (9/3/94) . . . Was an All-Southwest Conference selection at offensive tackle for the Aggies as a senior in 1995 . . . Recorded 81 knockdown blocks while helping the Aggies average 360.2 yards per game in 1995 . . . In his collegiate career, played for teams that posted a combined 35-9-1 record . . . Helped lead the way for three backs (Rodney Thomas, Leeland McElroy and Detron Smith), who were drafted by the NFL . . . Set a school record for the power clean lift (374 pounds) in 1995 . . . Earned degree in agricultural economics from Texas A&M during 1999 offseason.

## PERSONAL

Married . . . Was an All-Tri-County pick as a tight end and defensive end at Bellville (Texas) High School . . . Also lettered in basketball, baseball and track . . . Father, Bob, played center for the University of Texas in the 1960s . . . Sister, Amy, was an All-America track athlete at the University of Southern California and the Texas Class 3A record holder in the 800- and 1500-meter runs . . . Donated \$20,000 shortly after he was drafted to Texas A&M's 12th Man Foundation, which helps fund an athletic scholarship . . . Has participated in the Dolphins annual charity fishing tournament to benefit Cystic Fibrosis . . . Won a prize for the largest tuna caught in the 1999 tournament and in 2000 for the largest kingfish . . . Has assisted in building houses for Habitat for Humanity . . . Full name is Robert Hunter Goodwin, born October 10, 1972 in Bellville, Texas.

### HUNTER GOODWIN'S NFL REGULAR SEASON STATISTICS

YEAR	TEAM	G-S	ATT.	RECEIVING				TD	RUSHING			
				YDS.	AVG.	LG			NO.	YDS.	LG	TD
1996	Minnesota	9-6	1	24	24.0	24		0	0	0	0	0
1997	Minnesota	16-4	7	61	8.7	14		0	0	0	0	0
1998	Minnesota	15-0	3	16	5.3	9		0	0	0	0	0
1999	Miami	15-5	8	55	6.9	14		0	0	0	0	0
2000	Miami	16-16	6	36	6.0	9t		1	0	0	0	0
<b>5-YEAR TOTALS</b>		<b>71-31</b>	<b>25</b>	<b>192</b>	<b>7.7</b>	<b>24</b>		<b>1</b>	<b>0</b>	<b>0</b>	<b>0</b>	<b>0</b>
<b>MIAMI TOTALS</b>		<b>31-21</b>	<b>14</b>	<b>91</b>	<b>6.5</b>	<b>14</b>		<b>1</b>	<b>0</b>	<b>0</b>	<b>0</b>	<b>0</b>

### HUNTER GOODWIN'S NFL PLAYOFF STATISTICS

YEAR	TEAM	G-S	ATT.	RECEIVING				TD	RUSHING			
				YDS.	AVG.	LG			NO.	YDS.	LG	TD
1996	Minnesota	1-1	0	0	0.0	0		0	0	0	0	0
1997	Minnesota	2-0	0	0	0.0	0		0	0	0	0	0
1998	Minnesota	2-2	0	0	0.0	0		0	0	0	0	0
1999	Miami	2-0	1	6	6.0	6		0	0	0	0	0
2000	Miami	2-2	0	0	0.0	0		0	0	0	0	0
<b>PLAYOFF TOTALS</b>		<b>9-5</b>	<b>1</b>	<b>6</b>	<b>6.0</b>	<b>6</b>		<b>0</b>	<b>0</b>	<b>0</b>	<b>0</b>	<b>0</b>
<b>MIAMI TOTALS</b>		<b>4-2</b>	<b>1</b>	<b>6</b>	<b>6.0</b>	<b>6</b>		<b>0</b>	<b>0</b>	<b>0</b>	<b>0</b>	<b>0</b>



## ADDITIONAL STATS

**Special Teams Tackles:** (Minnesota) 2 in 1997, 9 in 1998, (Miami) 8 in 1999 for total of 19 (P-1)

**Forced Fumbles:** (Miami) 1 in 1999

**Kickoff Returns:** 2 for 6 yards, 3.0 avg., long of 6 in 2000

## SINGLE-GAME HIGHS

**Most Receptions:** 3 vs. N.Y. Jets, 12/27/99  
 2 at Buffalo, 8/31/97  
 2 at Chicago, 9/7/97  
 2 vs. San Diego, 12/19/99  
 2 at N.Y. Jets, 10/23/00  
 2 at New England, 12/24/00

**Most Receiving Yards:** 24 vs. Arizona, 12/1/96  
 17 at Buffalo, 8/31/97  
 17 vs. San Diego, 12/19/99  
 14, four times

**Longest Receptions:** 24 vs. Arizona, 12/1/96  
 14 vs. Carolina, 10/21/97  
 14 vs. Philadelphia, 10/24/99  
 13 at Buffalo, 8/31/97

**Touchdown Receptions:** 1 at New England, 12/24/00

## HUNTER GOODWIN'S RECEIVING BREAKDOWN

	2000						CAREER					
	G	NO	YDS	AVG	LG	TD	G	NO	YDS	AVG	LG	TD
Buffalo	2	1	4	4.0	4	0	5	3	21	7.0	13	0
Indianapolis	2	0	0	0.0	0	0	5	0	0	0.0	0	0
Miami	-	-	-	-	-	-	-	-	-	-	-	-
New England	2	2	11	5.5	9	1	4	2	11	5.5	9	1
N.Y. Jets	2	2	13	6.5	8	0	5	5	27	5.4	8	0
<b>AFC East</b>	<b>8</b>	<b>5</b>	<b>28</b>	<b>5.6</b>	<b>9</b>	<b>1</b>	<b>19</b>	<b>10</b>	<b>59</b>	<b>5.9</b>	<b>13</b>	<b>1</b>
Baltimore	1	0	0	0.0	0	0	2	1	9	9.0	9	0
Cincinnati	1	0	0	0.0	0	0	2	0	0	0.0	0	0
Cleveland	-	-	-	-	-	-	-	-	-	-	-	-
Jacksonville	-	-	-	-	-	-	1	0	0	0.0	0	0
Pittsburgh	-	-	-	-	-	-	-	-	-	-	-	-
Tennessee	-	-	-	-	-	-	2	1	0	0.0	0	0
<b>AFC Central</b>	<b>2</b>	<b>0</b>	<b>0</b>	<b>0.0</b>	<b>0</b>	<b>0</b>	<b>7</b>	<b>2</b>	<b>9</b>	<b>4.5</b>	<b>9</b>	<b>0</b>
Denver	-	-	-	-	-	-	2	0	0	0.0	0	0
Kansas City	-	-	-	-	-	-	-	-	-	-	-	-
Oakland	-	-	-	-	-	-	2	0	0	0.0	0	0
San Diego	1	0	0	0.0	0	0	2	2	17	8.5	10	0
Seattle	1	1	8	8.0	8	0	1	1	8	8.0	8	0
<b>AFC West</b>	<b>2</b>	<b>1</b>	<b>8</b>	<b>8.0</b>	<b>8</b>	<b>0</b>	<b>7</b>	<b>3</b>	<b>25</b>	<b>8.3</b>	<b>10</b>	<b>0</b>
<b>AFC Total</b>	<b>12</b>	<b>6</b>	<b>36</b>	<b>6.0</b>	<b>9</b>	<b>1</b>	<b>33</b>	<b>15</b>	<b>93</b>	<b>6.2</b>	<b>13</b>	<b>1</b>
Arizona	-	-	-	-	-	-	3	3	36	12.0	24	0
Dallas	-	-	-	-	-	-	2	0	0	0.0	0	0
N.Y. Giants	-	-	-	-	-	-	1	0	0	0.0	0	0
Philadelphia	-	-	-	-	-	-	2	1	14	14.0	14	0
Washington	-	-	-	-	-	-	2	1	9	9.0	9	0
<b>NFC East</b>	<b>-</b>	<b>-</b>	<b>-</b>	<b>-</b>	<b>-</b>	<b>-</b>	<b>10</b>	<b>5</b>	<b>59</b>	<b>11.8</b>	<b>24</b>	<b>0</b>
Chicago	-	-	-	-	-	-	4	2	14	7.0	11	0
Detroit	1	0	0	0.0	0	0	6	0	0	0.0	0	0
Green Bay	1	0	0	0.0	0	0	6	0	0	0.0	0	0
Minnesota	1	0	0	0.0	0	0	1	0	0	0.0	0	0
Tampa Bay	1	0	0	0.0	0	0	7	2	12	6.0	7	0
<b>NFC Central</b>	<b>4</b>	<b>0</b>	<b>0</b>	<b>0.0</b>	<b>0</b>	<b>0</b>	<b>24</b>	<b>4</b>	<b>26</b>	<b>6.5</b>	<b>11</b>	<b>0</b>
Atlanta	-	-	-	-	-	-	-	-	-	-	-	-
Carolina	-	-	-	-	-	-	1	1	14	14.0	14	0
New Orleans	-	-	-	-	-	-	1	0	0	0.0	0	0
St. Louis	-	-	-	-	-	-	1	0	0	0.0	0	0
San Francisco	-	-	-	-	-	-	1	0	0	0.0	0	0
<b>NFC West</b>	<b>-</b>	<b>-</b>	<b>-</b>	<b>-</b>	<b>-</b>	<b>-</b>	<b>4</b>	<b>1</b>	<b>14</b>	<b>14.0</b>	<b>14</b>	<b>0</b>
<b>NFC Total</b>	<b>4</b>	<b>0</b>	<b>0</b>	<b>0.0</b>	<b>0</b>	<b>0</b>	<b>38</b>	<b>10</b>	<b>99</b>	<b>9.9</b>	<b>24</b>	<b>0</b>

## HUNTER GOODWIN'S RECEIVING BREAKDOWN

	2000						CAREER					
	G	NO	YDS	AVG	LG	TD	G	NO	YDS	AVG	LG	TD
Home	8	2	12	6.0	8	0	33	11	96	8.7	24	0
Road	8	4	24	6.0	9	1	38	14	96	6.9	13	1
1st Down	16	4	23	5.8	8	0	-	-	-	-	-	-
2nd Down	16	1	4	4.0	4	0	-	-	-	-	-	-
3rd Down	16	1	9	9.0	9	1	-	-	-	-	-	-
4th Down	16	0	0	0	0	0	-	-	-	-	-	-
1st Half	16	3	26	8.7	9	1	-	-	-	-	-	-
2nd Half	16	3	10	3.3	4	0	-	-	-	-	-	-
Overtime	1	0	0	0.0	0	0	-	-	-	-	-	-
Grass	12	6	36	6.0	9	1	37	21	137	6.5	14	1
Turf	4	0	0	0.0	0	0	34	4	55	13.8	24	0
Aug./Sept.	4	1	8	8.0	8	0	17	6	40	6.7	13	0
October	4	3	17	5.6	8	0	16	7	61	8.7	14	0
November	4	0	0	0.0	0	0	18	1	7	7.0	7	0
Dec./Jan.	4	2	11	5.5	9	1	20	11	84	7.6	24	1
Games 1-8	8	4	25	6.3	8	0	35	14	108	7.7	14	0
Games 9-16	8	2	11	5.5	9	1	36	11	84	7.6	24	1
Wins	11	4	23	5.8	9	1	47	18	149	8.3	24	1
Losses	5	2	13	6.5	8	0	24	7	43	6.1	9	0
Ties	-	-	-	-	-	-	-	-	-	-	-	-




# ERNEST GRANT

## Defensive Tackle

6-5 • 315  
 Born: 5/17/76  
 College: Ark.-Pine Bluff '00  
 Acquired: D6, 2000 • Signed Through: 2002  
 NFL: Second Season • Dolphins: Second Season

# 97

### PRO CAREER

**2000** – Appeared in two games, both in a reserve role, in his rookie season . . . Was inactive for 12 contests, dressed but did not play in two others . . . Saw action vs. Buffalo (10/8) and at Detroit (11/5) . . . Recorded one tackle in the Lions contest . . . Was inactive for both playoff games following the season . . . Sixth-round draft choice (167th overall) of Miami in 2000.

### FIN FACT

In addition to playing for the Arkansas-Pine Bluff football team, Ernest also was a member of the school's basketball squad, where he was a power forward.

### COLLEGE

Was a four-year letterman (1996-99) and two-year starter as a defensive tackle at Arkansas-Pine Bluff . . . Opened 20 of the 38 games in which he played during his career, all coming over his final two seasons . . . Finished his four seasons with 169 total tackles, 29 stops for loss, 10.5 sacks, six fumble recoveries and two forced fumbles . . . Registered 53 tackles, eight stops for loss and three sacks his senior year . . . Was an All-Southwestern Athletic Conference selection as a junior when he tallied 52 tackles, 12 stops for loss, four sacks and two fumble recoveries . . . Majored in business administration.

### PERSONAL


Single, resides in Miami . . . Has a daughter, Jovoreya Grant (5/30/00) . . . Prepped at Forest Park (Ga.) High School, where he was a teammate of current Steelers WR Hines Ward . . . Also



lettered in basketball and track & field . . . Has done charity work with the Boys and Girls Club in Pine Bluff, Ark . . . Enjoys swimming, fishing and lifting weights in spare time . . . Lists "Braveheart" as favorite movie, "The Jamie Foxx Show" as favorite television show, "The Old Man and the Sea" as favorite book, Jay-Z as favorite recording artist and hot wings as favorite food . . . Assisted in building a house for Habitat For Humanity this past offseason . . . Full name is Ernest Jouoa Grant, born May 17, 1976 in Atlanta, Ga.

#### ERNEST GRANT'S NFL REGULAR SEASON STATISTICS

YEAR	TEAM	G-S	TACK.	ASST.	TOTAL	FUM. REC.	FOR. FUM.	QB SACK	YDS LOST
2000	Miami	2-0	1	0	1	0	0	0	0



## JERMAINE HALEY

### Defensive Tackle

**6-4 · 305**

**Born: 2/13/73**

**College: Butte College '98**

**Acquired: D7a, 1999 · Signed Through: 2002**

**NFL: Second Season · Dolphins: Second Season**

94

#### PRO CAREER

**2000** — Signed a three-year contract with the Dolphins on March 2, 2000 . . . Started four of the 15 games in which he played . . . Was inactive for one contest . . . Finished the year with 31 total tackles (22 solo), 1.5 sacks for 11.5 yards in losses and three passes defended . . . Made NFL debut in season-opener vs. Seattle (9/3) and recorded two tackles . . . Only tackle vs. Baltimore (9/17) was his first NFL sack, as he dropped Ravens QB Tony Banks . . . Made first NFL start, at right defensive tackle in place of the injured Daryl Gardener (back), vs. Buffalo (10/8) . . . Posted three tackles, including one when he tackled Bills RB Jonathan Linton in the end zone for a safety . . . Haley became the eighth different Dolphin and the fifth defensive lineman to be credited with a safety in club history . . . He was the first defensive lineman to record a safety since Mike Charles on October 10, 1983 at the New York Jets . . . Started again the following game at N.Y. Jets (10/23) and came up with a season-high four tackles . . . Other starting assignments came at Detroit (11/5) in place of the injured Tim Bowens (foot) and at San Diego (11/12) in place of the injured Gardener (back) . . . Matched his season-high tackle total with four stops vs. Tampa Bay (12/10) . . . Appeared in one of Miami's two playoff games in a reserve role . . . Saw action in Divisional contest at Oakland (1/6/01) . . . Was credited with one tackle . . . Underwent surgery following the season, on January 10, 2000 . . . Had an arthroscopic debridement of the glenohumeral joint and acromioclavicular joint of his right shoulder . . . The surgery was performed by team physician Dr. George Caldwell at Holy Cross Hospital in Fort Lauderdale.

#### FIN FACT

Jermaine played five years of Canadian junior football prior to enrolling at Butte College, and spent two years in the Canadian Football League before joining the Dolphins in 2000.

**1998-99** — Was the first of two seventh-round draft choices (232nd overall) by Miami in 1999 . . . Was still under contract with Toronto of the Canadian League at the time . . . Played 1998-99 with Toronto . . . In his two seasons with the Argonauts, totaled 66 tackles, ten sacks, a forced fumble and an interception . . . Also rushed for 15 yards on three carries . . . Signed with Toronto as a free agent in May of 1998 . . . Was nominated as the team's Outstanding Rookie in 1998 after he compiled 35 tackles and finished second on the club with seven sacks . . . Had two sacks in a game on two occasions: at Winnipeg (8/27) and against British Columbia (9/12).

## COLLEGE

Played one season (1997) at Butte College, a junior college in Oroville, Calif. . . . Was a first-team JUCO All-America selection that year.

## PERSONAL

Married to Paula, with a daughter, Sharmaine, and two sons, Jermaine, Jr. and Abure . . . Resides in Port Coquitlam, British Columbia . . . Attended Hanford (Calif.) High School . . . Played five years of Canadian junior football, with the Surrey Rams (1991-93) and Okanagan Sun (1994-95) . . . Was a perennial all-star on both offense and defense . . . Has assisted in building a house for Habitat for Humanity each of the past two offseasons . . . Born February 13, 1973 in Fresno, Calif.

### JERMAINE HALEY'S NFL REGULAR SEASON STATISTICS

YEAR	TEAM	G-S	TACK.	ASST.	TOTAL	FUM. REC.	FOR. FUM.	QB SACK	YDS LOST
2000	Miami	15-4	22	9	31	0	0	1½	11.5

### JERMAINE HALEY'S NFL PLAYOFF STATISTICS

YEAR	TEAM	G-S	TACK.	ASST.	TOTAL	FUM. REC.	FOR. FUM.	QB SACK	YDS LOST
2000	Miami	1-0	1	0	1	0	0	0	0.0

## ADDITIONAL STATS

**Safeties:** 1 in 2000

**Passes Defended:** 3 in 2000

# BRODY HEFFNER-LIDDIARD

**Tight End**

**6-4 · 250**

**Born: 6/12/77**

**College: Colorado '00**

**Acquired: FA, 2000 · Signed Through: 2002**

**NFL: Second Season · Dolphins: Second Season**



**48**

## PRO CAREER

**2000** – Signed with the Dolphins as a free agent on November 23 . . . Played in each of the final five regular season games and both playoff contests in a reserve role . . . Served as the snapper for both punts and placements . . . Was credited with one special teams tackle . . . Went to training camp with Minnesota as an undrafted rookie free agent in 2000 . . . Was waived by the Vikings on August 15 and signed by the N.Y. Giants on August 21 . . . Was on New York's active roster for each of the first two games of the year, but did not see action . . . Was waived on September 12.

## FIN FACT

Brody received the Hale Irwin Award during spring drills prior to his sophomore season. The award, which is given annually to Colorado's top sophomore-to-be, was named after the former CU player, who also is the uncle of Dolphins guard Heath Irwin.

## COLLEGE

Was a four-year letterman (1996-99) at Colorado, during which time he appeared in 33 games . . . Caught 45 passes for 656 yards and two touchdowns . . . Also handled the long snapping



duties . . . Had the most product season of his career as a freshman when he hauled in 20 passes for 288 yards and two touchdowns . . . His reception total was the third-most ever by a Colorado freshman . . . Was named the team's outstanding freshman performer . . . Also was a Freshman All-America selection and an All-Big 12 honorable mention choice . . . Was the winner of the inaugural Bill McCartney Award, presented by the Colorado coaching staff to the most outstanding special teams player during spring drills in 1999, prior to his senior season . . . Majored in sociology.

## PERSONAL

Single, resides in Del Mar, Calif. . . . Was a standout performer in both football and baseball at Torrey Pines (Calif.) High School . . . Was a second-team all-state and first-team All-CIF performer his senior season . . . Stepfather (Eric Heffner) played football at the University of Utah, and his father (Jon Liddiard) was a track and field athlete at the same school . . . Enjoys skiing, golf and body surfing in spare time . . . Full name is Jon Brody Heffner-Liddiard, born June 12, 1977 in Salt Lake City, Utah.

## BRODY HEFFNER-LIDDIARD'S NFL REGULAR SEASON STATISTICS


YEAR	TEAM	G-S	RECEIVING					RUSHING			
			ATT.	YDS.	AVG.	LG	TD	NO.	YDS.	LG	TD
2000	Miami	5-0	0	0	0.0	0	0	0	0	0	0

## BRODY HEFFNER-LIDDIARD'S NFL PLAYOFF STATISTICS

YEAR	TEAM	G-S	RECEIVING					RUSHING			
			ATT.	YDS.	AVG.	LG	TD	NO.	YDS.	LG	TD
2000	Miami	2-0	0	0	0.0	0	0	0	0	0	0

## ADDITIONAL STATS

Special Teams Tackles: 1 in 2000



# TOMMY HENDRICKS

## Linebacker

**6-2 • 233**  
**Born: 10/23/78**  
**College: Michigan '00**  
**Acquired: FA, 2000 • Signed Through: 2003**  
**NFL: Second Season • Dolphins: Second Season**

# 51

## PRO CAREER

**2000** – Played in eight games during his rookie year, all in a reserve role . . . Tied for sixth on the squad with eight special teams tackles, including a season-high four stops at Buffalo (12/3) when he was awarded a special teams game ball . . . Appeared in both playoff games following the season in a reserve role . . . Did not post any stats . . . Originally signed with the Dolphins as an undrafted rookie free agent on April 25, 2000 . . . Was waived on August 26 . . . Was signed to the 53-man roster on September 26 before being released on October 2 . . . Was signed to the practice squad on October 4 and activated to the 53-man roster on November 10.

## FIN FACT

Tommy is a second-generation Michigan alumnus. His father, Tom, played halfback for the Wolverines from 1954-55.

## COLLEGE

Was a four-year letterman (1996-99) as a safety at Michigan . . . In his collegiate career, appeared in a total of 48 games with 37 starts, including starts in all 37 contests over his final three seasons . . . Concluded his career with 227 total tackles, including 15 for loss, three interceptions and two sacks . . . Played both free and strong safety in his career . . . Was a first-team All-Big Ten selection as a senior when he finished third on the team with 74 tackles, including seven for loss, one sack and one interception . . . Was a second-team all-conference choice as a junior when he registered 79 tackles, four stops for loss and one sack . . . Came up with a career-high two interceptions as a sophomore in 1997 . . . Majored in general studies.

## PERSONAL

Single, resides in Miami . . . Prepped at Eisenhower High School in Houston, Texas for his final two years after spending one year at Scarborough High School . . . Was a two-time All-Greater Houston selection . . . Was one of the top safeties in the nation coming out of high school . . . Served as team captain his senior year . . . Also lettered in track, basketball and baseball . . . In track, performed in the high jump and long jump . . . Father, Tom, was a running back at Michigan from 1954-55 . . . Hobbies include computers and listening to music . . . Lists "Carlito's Way" as favorite movie, "Change of Heart" as favorite television show, "Maximize the Moment" by T.D. Jakes as favorite book, and Shaquille O'Neal as favorite athlete . . . Full name is Thomas Emmett Hendricks III, born October 23, 1978 in Houston, Texas.

### TOMMY HENDRICKS' NFL REGULAR SEASON STATISTICS

YEAR	TEAM	G-S	TACK.	ASST.	TOTAL	FUM. REC.	FOR. FUM.	QB SACK	YDS LOST
2000	Miami	8-0	0	0	0	0	0	0	0.0

### TOMMY HENDRICKS' NFL PLAYOFF STATISTICS

YEAR	TEAM	G-S	TACK.	ASST.	TOTAL	FUM. REC.	FOR. FUM.	QB SACK	YDS LOST
2000	Miami	2-0	0	0	0	0	0	0	0.0

## ADDITIONAL STATS

Special Teams Tackles: 13 in 2000

# HEATH IRWIN

**Guard**

**6-4 • 300**

**Born: 6/27/73**

**College: Colorado '96**

**Acquired: UFA (N.E.), 2000 • Signed Through: 2003**

**NFL: Sixth Season • Dolphins: Second Season**

**66**



## PRO CAREER

**2000** – Signed a four-year contract with the Dolphins as an Unrestricted Free Agent from New England on February 29, 2000 . . . Underwent successful arthroscopic surgery on his left knee on February 29, 2000 . . . The surgery, which involved a debridement for loose body removal in his left knee, was performed by Dr. Dan Kanell and team physician Dr. George Caldwell at Holy Cross Hospital in Fort Lauderdale . . . Played in 13 regular season games, all in a reserve role in first season with the Dolphins . . . Was inactive for one contest, dressed but did not

## FIN FACT

Heath is the nephew of professional golfer Hale Irwin, who now plays the PGA Senior Tour. In fact, Hale was a teammate of former Dolphins safety Dick Anderson on the Colorado University football team from 1965-66.



play in two others . . . Appeared in both playoff games following the season in a reserve role.

**1999** – Played in 15 regular season games with 13 starts at left guard for the Patriots . . . Was inactive for one contest . . . Opened 11 of the first 12 contests . . . Was inactive vs. Indianapolis (9/19) . . . Saw action in a reserve role at Indianapolis (12/12) and vs. Baltimore (1/2/00).

**1998** – Played in 13 regular season games with three starts at left guard . . . Made his first start of the season and the second of his career when he replaced an injured Max Lane at Buffalo (11/15) . . . Started again the following week vs. Miami (11/23) . . . Sustained a high ankle sprain in the Dolphins game and was inactive for each of the next three weeks (vs. Buffalo 11/29, at Pittsburgh 12/6 and at St. Louis 12/13) . . . Returned to the starting lineup for season finale at N.Y. Jets (12/27) . . . Saw action in a reserve role in First-Round Playoff game at Jacksonville (1/3/99).

**1997** – Played in all 16 regular season games with one start . . . Saw first extensive action of season at Minnesota (11/2) when he was inserted at left guard after Max Lane was shifted to right tackle in place of the injured Zefross Moss . . . Also handled long-snapping duties in that game in place of the injured Mike Bartrum (broken arm) . . . Made the first start of his NFL career the following week at Buffalo (11/9), when Lane was moved to right tackle to replace the injured Moss . . . Appeared in both playoff games following the season in a reserve capacity.

**1996** – Gained valuable experience backing up veteran left guard William Roberts during his rookie campaign, but did not see any playing time . . . Was inactive for all 16 regular season games and each of the Patriots' three playoff contests . . . Fourth-round draft choice (101st overall) of New England in 1996.

## COLLEGE

Started each of his final three collegiate seasons (1993-95) at left guard . . . Did not get called for a penalty or allow a sack during his senior campaign . . . Earned first-team All-America honors by the Associated Press and received honorable mention recognition from UPI as a senior . . . Also was a first-team all-conference selection . . . Recipient of the Regiment Award, given annually for the greatest contribution with the least recognition . . . Also received the Trainers' Inspiration Award . . . Attained "Academic Starters" honors . . . Participated in 742 plays in 1995, more than any other player on the team that year . . . Also saw action on CU's defensive line in goal line situations . . . Became the first Colorado offensive lineman to score in 25 years when he recovered a fumble in the end zone against Nebraska . . . Opened every game at left guard as a junior and earned honorable mention All-America accolades and second-team all-conference recognition . . . Participated in 721 plays from scrimmage, the third-highest figure on the team . . . Also was part of a unit that set a school record by amassing 5,448 total net yards . . . Started all 12 contests as a sophomore in 1993 and led the team by taking part in 808 plays . . . Played in each of the final five games of his freshman season of 1992 . . . Majored in sociology.

## PERSONAL

Married to Molly, with a daughter, Bailee (12/18/98), and a son, Houston (12/27/00) . . . Father, Phil, was a standout linebacker at Colorado (1968-70) . . . Uncle, Hale, was an All-America defensive back at Colorado (1964-66), was the 1967 NCAA golf champion and currently is a member of the PGA Senior Tour . . . Attended Boulder (Colo.) High where he earned first-team All-America honors from Super Prep and Tom Lemming's Prep Football Report as a senior . . . Named all-state, all-county and all-conference while playing offensive guard and defensive tackle . . . Also lettered in track, where he competed in the shot put and discus . . . Has participated in the Dolphins Charity Fishing Tournaments to benefit the Cystic Fibrosis Foundation each of the past two offseasons . . . Assisted in building a house for Habitat For Humanity this past offseason . . . Born June 27, 1973 in Boulder, Colo.

## HEATH IRWIN'S NFL REGULAR SEASON STATISTICS

**GAMES/STARTS:** (New England) 1996: 0/0, 1997: 16/1, 1998: 13/3, 1999: 15/13, (Miami) 2000: 13/0  
**5-YEAR TOTALS:** 57/17    **MIAMI TOTALS:** 13/0

## HEATH IRWIN'S NFL PLAYOFF STATISTICS

**GAMES/STARTS:** (New England) 1996: 0/0, 1997: 2/0, 1998: 1/0, (Miami) 2000: 2/0  
**PLAYOFF TOTALS:** 5/0    **MIAMI TOTALS:** 2/0

# J.J. JOHNSON

## Running Back

# 32

**6-1 · 230**

**Born: 4/20/74**

**College: Mississippi State '99**

**Acquired: D2a, 1999 · Signed Through: 2002**

**NFL: Third Season · Dolphins: Third Season**



### PRO CAREER

**2000** — Played in 13 games, starting one of them . . . Was inactive for two contests, dressed but did not play in another . . . Was third on the team with 168 yards rushing and one touchdown on 50 attempts . . . Added ten receptions for 61 yards and two kickoff returns for 26 yards . . . Did not play in either of the first two games of the season . . . Rushed for 50 yards on ten carries with a season-long 16-yard run vs. N.Y. Jets (11/19) as Lamar Smith missed a majority of the game with an ankle injury . . . Added four receptions for 24 yards . . . Started for the injured Smith the following week at Indianapolis (11/26) and responded with a season-high 60 yards rushing on 21 carries, including a three-yard TD run . . . Also caught a career-high five passes for 29 yards in the Colts contest . . .

**PLAYOFFS:** Appeared in both playoff contests following the 2000 season in a reserve role . . . Rushed for 12 yards on three attempts and caught three passes for 25 yards . . . In his career, has played in four postseason contests, including one start . . . Has rushed for 107 yards and a touchdown on 38 carries and caught seven passes for 39 yards.

**1999** — Started four of the 13 games in which he played . . . Was inactive for three contests . . . Led the team with 558 yards rushing and four touchdowns on 164 attempts . . . Became just the fifth rookie in team history to lead the Dolphins in rushing, joining Karim Abdul-Jabbar (1996), Sammie Smith (1989), Troy Stradford (1987) and Jim Kiick (1968) . . . Also caught 15 passes for 100 yards and returned two kickoffs for 26 yards . . . Rushing total ranked 18th in the AFC and fourth among NFL rookies . . . Opened the season with 45 yards rushing and a touchdown on 14 carries at Denver (9/13) in Monday night win . . . Score came on a one-yard run in the third quarter, the first touchdown of his career . . . His rushing total in the Broncos game was the third-most by a Dolphins rookie in an NFL debut, trailing only Abdul-Jabbar (115 yards on 9/1/96 vs. New England) and Ron Davenport (50 yards on 9/8/85 at Houston) . . . Along with Rob Konrad's touchdown reception, it marked the first time since September 1, 1996 (Abdul-Jabbar) that a Dolphins rookie scored in a season-opener, and it was the first time in club history that two rookies scored in the initial game of the year . . . Along with a touchdown run by Abdul-Jabbar in the Broncos contest, it marked the first time since September 3, 1995 vs. the N.Y. Jets that three Dolphin running backs scored in the same game (Bernie Parmalee, Irving Spikes, Keith Byars) . . . Was awarded an offensive game ball for his performance in the Broncos game . . . Had a key 16-yard reception on third-and-seven during Miami's final drive

### FIN FACT

Following high school and prior to attending East Mississippi Junior College, J.J. served in the U.S. Navy as a postal clerk aboard the U.S.S. John F. Kennedy.



to give the Dolphins a first-and-goal from the five in 31-30 comeback victory at New England (10/17) . . . Rushed for 35 yards on five carries, including an 18-yard TD run, vs. Philadelphia (10/24) and earned a game ball on offense . . . Amassed a team-high 86 yards rushing on 21 carries with a long of 19 and caught one pass for 17 yards in win at Oakland (10/31) . . . Received an offensive game ball for his efforts . . . Made NFL starting debut vs. New England (11/21) and responded with 106 yards rushing and a touchdown on 31 attempts, marking the only 100-yard rushing game by a Dolphin in 1999 . . . Was awarded an offensive game ball . . . It was the first 100-yard rushing game by a Dolphin since game 10 of 1998 when Karim Abdul-Jabbar rushed for 127 yards on November 15 at Carolina . . . He became the first Dolphins rookie to reach the 100-yard plateau since Abdul-Jabbar did it with 152 yards in the 1996 season finale, on December 22 at the N.Y. Jets . . . His 31 carries were the most-ever by a Dolphins rookie in a game, surpassing the old mark of 30 by Troy Stradford (vs. N.Y. Jets, 12/7/87) . . . The 31 attempts also were the second-most ever by a Dolphin in a regular season game (4th overall, including playoffs), surpassed only by Abdul-Jabbar's 33 carries on September 20, 1998 against Pittsburgh . . . Started each of the next two contests and led the Dolphins in rushing both times with 63 yards on 19 carries at Dallas (11/25) and 62 yards on 21 attempts vs. Indianapolis (12/5) . . . Was inactive for games at N.Y. Jets (12/12) and vs. San Diego (12/19) with a left calf injury and a right hamstring strain . . . Returned to starting lineup for Monday night game vs. N.Y. Jets (12/27) and rushed for a team-high 83 yards on 18 carries, including a season-long run of 34 yards and a one-yard TD run . . . The 34-yard run was the longest by a Dolphin in 1999 . . . Was inactive for season finale at Washington (1/2/00) with the same injuries that forced him to miss two of the previous three contests . . . Appeared in both playoff contests following the 1999 season, including one start . . . Led team with 95 yards rushing on 35 attempts with a long of 18 and one touchdown in the postseason . . . Also caught four passes for 14 yards . . . In a reserve role, rushed for a game-high 86 yards on 27 carries with a long run of 18 yards and a two-yard TD run in First-Round victory at Seattle (1/9/00) . . . Scoring run gave the Dolphins a 20-17 lead with 4:48 left in the contest . . . Also caught two passes for three yards . . . Started Divisional contest at Jacksonville (1/15/00) . . . Rushed for nine yards on eight carries and caught two passes for 11 yards . . . First of two second-round draft choices (39th overall) by Miami in 1999.

## COLLEGE

Was a two-year letterman (1997-98) and one year starter at Mississippi State after transferring from East Mississippi Junior College . . . Finished his career ranked fourth in MSU annals with 2,452 yards rushing and 24 touchdowns on 453 carries . . . Was the only player in school history to surpass the 1,000-yard rushing plateau in consecutive seasons, and the only player to reach the 200-yard rushing mark in a game more than once in a career . . . Was a first-team All-SEC choice as a senior in 1998 when he set school standards with 236 rush attempts and 1,383 yards . . . His 12 rushing touchdowns were the fifth-most by a Bulldog in a season . . . Also had seven receptions for 98 yards . . . Established a school single-game record with 237 yards rushing on 36 attempts against Alabama as a senior . . . Amassed 209 yards rushing and two scores on 28 carries against Kentucky that year as well . . . Played in the Senior Bowl . . . Started four games in his junior season and finished fourth in the SEC and 25th in the nation with 1,069 yards rushing and 12 touchdowns on 217 attempts . . . Became just the fourth player in school history to rush for 1,000 yards in a season . . . Compiled a season-high 198 rushing yards and two touchdowns on 23 attempts against Alabama . . . In his two junior college seasons, totaled 1,501 yards rushing and 26 touchdowns on 249 attempts . . . Majored in educational psychology.

## PERSONAL

Married to Erica . . . Has three sons, Gerald (8/17/89), Keyshaun (7/18/97) and Kameron (1/16/01) . . . Resides in Davie, Fla. . . Attended Davidson High School in Mobile, Ala., where he rushed for more than 1,500 yards and 13 touchdowns during his senior season . . . Prepped at Dothan (Ala.) High School his junior year and rushed for more than 1,000 yards with ten touchdowns . . . Also lettered in basketball . . . Lists "Meet Joe Black" as favorite movie . . . Served as a postal clerk on the U.S.S. John F. Kennedy following high school . . . Full name is James E. Johnson, born April 20, 1974 in Mobile, Ala.

## J.J. JOHNSON'S NFL REGULAR SEASON STATISTICS

YEAR	TEAM	G-S	ATT.	RUSHING				NO.	RECEIVING		
				YDS.	AVG.	LG	TD		YDS.	LG	TD
1999	Miami	13-4	164	558	3.4	34	4	15	100	17	0
2000	Miami	13-1	50	168	3.4	16	1	10	61	11	0
<b>2-YEAR TOTALS</b>		<b>26-5</b>	<b>214</b>	<b>726</b>	<b>3.4</b>	<b>34</b>	<b>5</b>	<b>25</b>	<b>161</b>	<b>17</b>	<b>0</b>

## J.J. JOHNSON'S NFL PLAYOFF STATISTICS

YEAR	TEAM	G-S	ATT.	RUSHING				NO.	RECEIVING		
				YDS.	AVG.	LG	TD		YDS.	LG	TD
1999	Miami	2-1	35	95	2.7	18	1	4	14	7	0
2000	Miami	2-0	3	12	4.0	5	0	3	25	11	0
<b>PLAYOFF TOTALS</b>		<b>4-1</b>	<b>38</b>	<b>107</b>	<b>2.8</b>	<b>18</b>	<b>1</b>	<b>7</b>	<b>39</b>	<b>11</b>	<b>0</b>

## ADDITIONAL STATS

**Kickoff Returns:** 2 for 26 yards, 13.0 avg., long of 19 in 1999; 2 for 26 yards, 13.0 avg., long of 26 in 2000 for total of 4 for 52 yards, 13.0 avg., long of 26.

**Miscellaneous Tackles:** 1 in 1999, 1 in 2000 for total of 2

**Miscellaneous Fumble Recoveries:** 1 in 1999

## SINGLE-GAME HIGHS

<b>Most Rushing Yards:</b>	106	vs. New England, 11/21/99
	86	at Oakland, 10/31/99
	*86	at Seattle, 1/9/00
	63	at Dallas, 11/25/99
	62	vs. Indianapolis, 12/5/99
	37	vs. Pittsburgh, 11/8/92
<b>Most Rushing Attempts:</b>	35	vs. Miami, 12/17/95
	*33	vs. Kansas City, 1/23/94
	32	vs. New England, 11/3/91
	32	at N.Y. Giants, 9/1/96
	34	vs. N.Y. Jets, 12/27/99
	19	at Oakland, 10/31/99
<b>Longest Runs:</b>	18t	vs. Philadelphia, 10/24/99
	*18	at Seattle, 1/9/00
	17	at Buffalo, 11/14/99
	1	six times (last at Indianapolis, 11/26/00)
	5	at Indianapolis, 11/26/00
	4	vs. N.Y. Jets, 11/19/00
<b>Most Rushing TDs:</b>	3	at Buffalo, 11/14/99
	3	vs. Indianapolis, 12/5/99
	29	at Indianapolis, 11/26/00
	26	vs. Indianapolis, 12/5/99
	24	vs. N.Y. Jets, 11/19/00
	17	at Oakland, 10/31/99
<b>Most Receptions:</b>	16	at New England, 10/17/99
	17	at Oakland, 10/31/99
	16	at New England, 10/17/99
	14	vs. Indianapolis, 12/5/99
	11	vs. N.Y. Jets, 11/19/00
	*11	vs. Indianapolis, 12/30/00
<b>Longest Receptions:</b>	10	at Indianapolis, 11/26/00

\* Playoff game



# J.J. JOHNSON'S RUSHING BREAKDOWN

	2000						CAREER					
	G	NO	YDS	AVG	LG	TD	G	NO	YDS	AVG	LG	TD
Buffalo	2	6	23	3.8	7	0	4	22	84	3.8	17	0
Indianapolis	2	22	63	2.9	7	1	4	46	131	2.8	12	1
Miami	-	-	-	-	-	-	-	-	-	-	-	-
New England	2	0	0	0.0	0	0	4	33	104	3.2	14	1
N.Y. Jets	2	12	56	4.7	16	0	3	30	139	4.6	34	1
<b>AFC East</b>	<b>8</b>	<b>40</b>	<b>142</b>	<b>3.6</b>	<b>16</b>	<b>1</b>	<b>15</b>	<b>131</b>	<b>458</b>	<b>3.5</b>	<b>34</b>	<b>3</b>
Baltimore	1	5	10	2.0	5	0	1	5	10	2.0	5	0
Cincinnati	1	5	16	3.2	5	0	1	5	16	3.2	5	0
Cleveland	-	-	-	-	-	-	-	-	-	-	-	-
Jacksonville	-	-	-	-	-	-	-	-	-	-	-	-
Pittsburgh	-	-	-	-	-	-	-	-	-	-	-	-
Tennessee	-	-	-	-	-	-	1	11	9	0.8	5	0
<b>AFC Central</b>	<b>2</b>	<b>10</b>	<b>26</b>	<b>2.6</b>	<b>5</b>	<b>0</b>	<b>3</b>	<b>21</b>	<b>35</b>	<b>1.7</b>	<b>5</b>	<b>0</b>
Denver	-	-	-	-	-	-	1	14	45	3.2	12	1
Kansas City	-	-	-	-	-	-	-	-	-	-	-	-
Oakland	-	-	-	-	-	-	1	21	86	4.1	19	0
San Diego	-	-	-	-	-	-	-	-	-	-	-	-
Seattle	-	-	-	-	-	-	-	-	-	-	-	-
<b>AFC West</b>	<b>-</b>	<b>-</b>	<b>-</b>	<b>-</b>	<b>-</b>	<b>-</b>	<b>2</b>	<b>35</b>	<b>131</b>	<b>3.7</b>	<b>19</b>	<b>1</b>
<b>AFC Total</b>	<b>10</b>	<b>50</b>	<b>168</b>	<b>3.4</b>	<b>16</b>	<b>1</b>	<b>20</b>	<b>187</b>	<b>624</b>	<b>3.3</b>	<b>34</b>	<b>4</b>
Arizona	-	-	-	-	-	-	1	3	4	1.3	2	0
Dallas	-	-	-	-	-	-	1	19	63	3.3	13	0
N.Y. Giants	-	-	-	-	-	-	-	-	-	-	-	-
Philadelphia	-	-	-	-	-	-	1	5	35	7.0	18	1
Washington	-	-	-	-	-	-	-	-	-	-	-	-
<b>NFC East</b>	<b>-</b>	<b>-</b>	<b>-</b>	<b>-</b>	<b>-</b>	<b>-</b>	<b>3</b>	<b>27</b>	<b>102</b>	<b>3.8</b>	<b>18</b>	<b>1</b>
Chicago	-	-	-	-	-	-	-	-	-	-	-	-
Detroit	1	0	0	0.0	0	0	1	0	0	0.0	0	0
Green Bay	1	0	0	0.0	0	0	1	0	0	0.0	0	0
Minnesota	-	-	-	-	-	-	-	-	-	-	-	-
Tampa Bay	1	0	0	0.0	0	0	1	0	0	0.0	0	0
<b>NFC Central</b>	<b>3</b>	<b>0</b>	<b>0</b>	<b>0.0</b>	<b>0</b>	<b>0</b>	<b>3</b>	<b>0</b>	<b>0</b>	<b>0.0</b>	<b>0</b>	<b>0</b>
Atlanta	-	-	-	-	-	-	-	-	-	-	-	-
Carolina	-	-	-	-	-	-	-	-	-	-	-	-
New Orleans	-	-	-	-	-	-	-	-	-	-	-	-
St. Louis	-	-	-	-	-	-	-	-	-	-	-	-
San Francisco	-	-	-	-	-	-	-	-	-	-	-	-
<b>NFC West</b>	<b>-</b>	<b>-</b>	<b>-</b>	<b>-</b>	<b>-</b>	<b>-</b>	<b>-</b>	<b>-</b>	<b>-</b>	<b>-</b>	<b>-</b>	<b>-</b>
<b>NFC Total</b>	<b>3</b>	<b>0</b>	<b>0</b>	<b>0.0</b>	<b>0</b>	<b>0</b>	<b>6</b>	<b>27</b>	<b>102</b>	<b>3.8</b>	<b>18</b>	<b>1</b>
Home	7	16	63	3.9	16	0	14	109	373	3.4	34	3
Road	6	34	105	3.1	7	1	12	105	353	3.4	17	2
1st Down	13	23	76	3.3	11	0	26	123	366	3.0	15	1
2nd Down	13	21	62	3.0	7	0	26	69	247	3.6	18	3
3rd Down	13	6	30	5.0	16	1	26	22	113	5.1	34	1
4th Down	13	0	0	0.0	0	0	26	0	0	0.0	0	0
1st Half	13	19	56	2.9	7	0	26	99	353	3.6	34	1
2nd Half	13	31	112	3.6	16	1	26	115	373	3.2	16	4
Overtime	-	-	-	-	-	-	-	-	-	-	-	-
Grass	10	23	79	3.4	16	0	20	153	518	3.4	34	4
Turf	3	27	89	3.3	7	1	6	61	208	3.4	17	1
Aug./Sept.	2	5	10	2.0	5	0	4	22	59	2.9	12	1
October	4	7	22	3.1	5	0	9	42	158	3.8	19	1
November	3	31	110	3.5	16	1	7	104	338	3.3	17	2
December	4	7	26	3.7	7	0	6	46	171	3.7	34	1
Games 1-8	6	12	32	2.7	6	0	14	75	226	3.0	19	2
Games 9-16	7	38	136	3.6	16	1	12	139	500	3.6	34	3
Wins	9	37	109	2.9	7	1	17	127	398	3.1	19	4
Losses	4	13	59	4.5	16	0	9	87	328	3.8	34	1
Ties	-	-	-	-	-	-	-	-	-	-	-	-

# J.J. JOHNSON'S RECEIVING BREAKDOWN

	2000						CAREER					
	G	NO	YDS	AVG	LG	TD	G	NO	YDS	AVG	LG	TD
Buffalo	2	0	0	0.0	0	0	4	4	14	3.5	8	0
Indianapolis	2	5	29	5.8	10	0	4	8	55	6.9	14	0
Miami	-	-	-	-	-	-	-	-	-	-	-	-
New England	2	1	8	8.0	8	0	4	4	30	7.5	16	0
N.Y. Jets	2	4	24	6.0	11	0	3	5	33	6.6	11	0
<b>AFC East</b>	<b>8</b>	<b>10</b>	<b>61</b>	<b>6.1</b>	<b>11</b>	<b>0</b>	<b>15</b>	<b>21</b>	<b>132</b>	<b>6.3</b>	<b>16</b>	<b>0</b>
Baltimore	1	0	0	0.0	0	0	1	0	0	0.0	0	0
Cincinnati	1	0	0	0.0	0	0	1	0	0	0.0	0	0
Cleveland	-	-	-	-	-	-	-	-	-	-	-	-
Jacksonville	-	-	-	-	-	-	-	-	-	-	-	-
Pittsburgh	-	-	-	-	-	-	-	-	-	-	-	-
Tennessee	-	-	-	-	-	-	1	1	4	4.0	4	0
<b>AFC Central</b>	<b>2</b>	<b>0</b>	<b>0</b>	<b>0.0</b>	<b>0</b>	<b>0</b>	<b>3</b>	<b>1</b>	<b>4</b>	<b>4.0</b>	<b>4</b>	<b>0</b>
Denver	-	-	-	-	-	-	1	0	0	0.0	0	0
Kansas City	-	-	-	-	-	-	-	-	-	-	-	-
Oakland	-	-	-	-	-	-	1	1	17	17.0	17	0
San Diego	-	-	-	-	-	-	-	-	-	-	-	-
Seattle	-	-	-	-	-	-	-	-	-	-	-	-
<b>AFC West</b>	<b>2</b>	<b>0</b>	<b>0</b>	<b>0.0</b>	<b>0</b>	<b>0</b>	<b>2</b>	<b>1</b>	<b>17</b>	<b>17.0</b>	<b>17</b>	<b>0</b>
<b>AFC Total</b>	<b>10</b>	<b>10</b>	<b>61</b>	<b>6.1</b>	<b>11</b>	<b>0</b>	<b>20</b>	<b>23</b>	<b>153</b>	<b>6.7</b>	<b>17</b>	<b>0</b>
Arizona	-	-	-	-	-	-	1	1	5	5.0	5	0
Dallas	-	-	-	-	-	-	1	1	3	3.0	3	0
N.Y. Giants	-	-	-	-	-	-	-	-	-	-	-	-
Philadelphia	-	-	-	-	-	-	1	0	0	0.0	0	0
Washington	-	-	-	-	-	-	-	-	-	-	-	-
<b>NFC East</b>	<b>-</b>	<b>-</b>	<b>-</b>	<b>-</b>	<b>-</b>	<b>-</b>	<b>3</b>	<b>2</b>	<b>8</b>	<b>4.0</b>	<b>5</b>	<b>0</b>
Chicago	-	-	-	-	-	-	-	-	-	-	-	-
Detroit	1	0	0	0.0	0	0	1	0	0	0.0	0	0
Green Bay	1	0	0	0.0	0	0	1	0	0	0.0	0	0
Minnesota	-	-	-	-	-	-	-	-	-	-	-	-
Tampa Bay	1	0	0	0.0	0	0	1	0	0	0.0	0	0
<b>NFC Central</b>	<b>3</b>	<b>0</b>	<b>0</b>	<b>0.0</b>	<b>0</b>	<b>0</b>	<b>3</b>	<b>0</b>	<b>0</b>	<b>0.0</b>	<b>0</b>	<b>0</b>
Atlanta	-	-	-	-	-	-	-	-	-	-	-	-
Carolina	-	-	-	-	-	-	-	-	-	-	-	-
New Orleans	-	-	-	-	-	-	-	-	-	-	-	-
St. Louis	-	-	-	-	-	-	-	-	-	-	-	-
San Francisco	-	-	-	-	-	-	-	-	-	-	-	-
<b>NFC West</b>	<b>-</b>	<b>-</b>	<b>-</b>	<b>-</b>	<b>-</b>	<b>-</b>	<b>-</b>	<b>-</b>	<b>-</b>	<b>-</b>	<b>-</b>	<b>-</b>
<b>NFC Total</b>	<b>3</b>	<b>0</b>	<b>0</b>	<b>0.0</b>	<b>0</b>	<b>0</b>	<b>6</b>	<b>2</b>	<b>8</b>	<b>4.0</b>	<b>5</b>	<b>0</b>
Home	7	4	24	6.0	11	0	14	12	77	6.4	14	0
Road	6	6	37	6.2	10	0	12	13	84	6.5	17	0
1st Down	13	5	34	6.8	11	0	26	9	59	6.5	11	0
2nd Down	13	3	16	5.3	6	0	26	10	50	5.0	17	0
3rd Down	13	2	11	5.5	8	0	26	6	52	8.7	16	0
4th Down	13	0	0	0.0	0	0	26	0	0	0.0	0	0
1st Half	13	3	9	3.0	8	0	26	9	51	5.7	17	0
2nd Half	13	7	52	7.4	11	0	26	16	110	6.9	16	0
Overtime	-	-	-	-	-	-	-	-	-	-	-	-
Grass	10	5	32	6.4	11	0	20	16	118	7.4	17	0
Turf	3	5	29	5.9	10	0	6	9	43	4.8	10	0
Aug./Sept.	2	0	0	0.0	0	0	4	1	5	5.0	5	0
October	4	0	0	0.0	0	0	9	4	36	9.0	17	0
November	3	9	53	5.9	11	0	7	15	77	5.1	11	0
December	4	1	8	8.0	8	0	6	5	43	8.6	14	0
Games 1-8	6	0	0	0.0	0	0	14	6	45	7.5	17	0
Games 9-16	7	10	61	6.1	11	0	12	19	116	6.1	14	0
Wins	9	6	37	6.2	10	0	17	12	85	7.1	17	0
Losses	4	4	24	6.0	11	0	9	13	76	5.8	14	0
Ties	-	-	-	-	-	-	-	-	-	-	-	-





# BEN KELLY

## Cornerback

**5-9 • 185**  
**Born: 9/15/78**  
**College: Colorado '01**  
**Acquired: D3, 2000 • Signed Through: 2002**  
**NFL: Second Season • Dolphins: Second Season**

20

### PRO CAREER

**2000** — Played in two regular season games, both in a reserve role . . . Was inactive for two contests . . . Spent each of the final 12 regular season games and both playoff contests on injured reserve . . . Finished the year with five punt returns for a 6.2-yard average with a long of ten . . . Was inactive at Minnesota (9/10) and vs. Baltimore (9/17) with a left knee strain . . . Returned to action vs. New England (9/24) and sustained significant damage to the lateral collateral ligament in his left knee on a punt return against the Patriots . . . Was placed on injured reserve on September 26 . . . Underwent surgery to repair the damage to the left knee on October 9 . . . The surgery was performed by Dr. Richard Steadman at the Vail (Colo.) Medical Center . . . During the preseason, recorded six tackles, a forced fumble and a pass defended . . . Also returned 11 punts for a 15.5-yard average with a long of 73, and fielded three kickoffs for a 23.7-yard average with a long of 30 . . . Third-round draft choice (84th overall) of Miami in 2000.

### FIN FACT

In just three years at Colorado, including Bowl games, Ben had an incredible total of nine returns for touchdowns. This consisted of four by kickoffs, three by punts and two via fumble returns.

### COLLEGE

Played three years (1997-99) for the Buffaloes, including the final two as a starter . . . Left school with one year of eligibility still remaining . . . Concluded his career with 132 total tackles, 11 interceptions, 34 passes defended and three fumble recoveries, including two for touchdowns . . . Also brought back 39 punts for a 10.1-yard average and two touchdowns, including a long of 76 yards, and fielded 64 kickoffs for a 28.1-yard average and three touchdowns, including a long of 100 yards . . . Kickoff return average ranks second on the NCAA Division I-A career list, while his 1,798 career kickoff return yards are a school record . . . As a junior in 1999, served as the special teams captain . . . Was a first-team All-Big 12 Conference selection as a cornerback and kickoff returner . . . Added All-America accolades from several media outlets as well . . . Tallied 42 tackles, a career-high five interceptions and two fumble returns for touchdowns . . . Also returned 19 kickoffs for a 28.8-yard average, with two for touchdowns . . . Against Washington his junior year, returned a fumble 38 yards for a touchdown and a kickoff 98 yards for a score . . . Had a career-long 100-yard kickoff return for a touchdown against Missouri, and picked off a pair of passes against Oklahoma . . . Added an 88-yard punt return for a TD against Boston College in the Insight.com Bowl . . . Started all 11 games as a sophomore in 1998 and was a first-team all-conference choice as a defensive back and return specialist . . . Earned the Brian Cabral Award as the team's Outstanding Special Teams Player, and the Dave Jones Award as Colorado's Outstanding Defensive Player . . . Posted a career-high 54 tackles, four interceptions and a career-best 22 passes defended . . . Returned 20 kickoffs for a 23.7-yard average and 11 punts for a 20.8-yard average, including two for scores . . . Had punt returns for touchdowns against Utah State (68 yards) and Iowa State (76 yards) . . . Opened the Aloha Bowl against Oregon with a 93-yard kickoff return for a touchdown . . . Started three of the 11 games in which he played during his redshirt freshman year of 1997 . . . Recorded 36 tackles and two interceptions . . . Also returned 25 kickoffs for 777 yards, a 31.1-yard average, all school single-season records . . . One of his returns went for a score . . . Was named the Big 12 Freshman of the Year and was the recipient of the Lee Willard Award, given to CU's outstanding freshman performer . . . Earned all-conference recognition as a returner . . . First collegiate touchdown came on a 99-yard kickoff return against Wyoming . . . Majored in psychology and communications.

## PERSONAL

Single, resides in Cleveland, Ohio ... Also lettered on the Colorado University track team, where he took part in the 4x400 meter relay ... Earned All-America status in the quarter mile ... Posted career-bests of 6.78 in the 60-meter dash and 21.53 on the 200-meter dash ... Was a first-team all-state and All-North Coast League selection in football as both a junior and senior at Mentor Lake (Ohio) Catholic High School ... Played cornerback and running back his senior season ... Registered six interceptions to go along with 1,092 yards rushing and 15 touchdowns on 122 attempts ... Also lettered four times in basketball as a point guard and in track as a sprinter ... Lists "Major League" as favorite movie, Bone as favorite recording artist, and the Cleveland Browns as favorite sports team growing up ... Has assisted in building a house for Habitat for Humanity ... Full name is Benjamin Oliver Kelly, born September 15, 1978 in Cleveland, Ohio.

### BEN KELLY'S NFL REGULAR SEASON STATISTICS

YEAR	TEAM	G-S	TACK.	ASST.	TOTAL	FUM. REC.	INT.	YDS.	LG	TD
2000	Miami	2-0	0	0	0	0	0	0	0	0

### BEN KELLY'S NFL PLAYOFF STATISTICS

YEAR	TEAM	G-S	TACK.	ASST.	TOTAL	FUM. REC.	INT.	YDS.	LG	TD
2000	Miami				INJURED RESERVE					

### ADDITIONAL STATS

Punt Returns: 5 for 31 yards, 0 FC, 6.2 avg., long of 10 in 2000

## ROB KONRAD

**Fullback**

**6-3 • 255**

**Born: 11/12/76**

**College: Syracuse '99**

**Acquired: D2b, 1999 • Signed Through: 2002**

**NFL: Third Season • Dolphins: Third Season**

**44**



### PRO CAREER

**2000** — Started 14 of the 15 games in which he played ... Was inactive for one contest ... Rushed for 39 yards on 15 carries and caught 14 passes for 83 yards ... Established himself as one of the better blocking fullbacks in the league in his first year as a full-time starter ... Contributed to the resurgence of the Miami running game, which amassed 1,894 yards on the year, the most by a Dolphins team since 1984 ... Also led the way for Lamar Smith, who rushed for 1,139 yards, the second-highest single-season total ever by a Dolphin ... Had numerous key blocks during the course of the year which helped spring Smith loose for 14 rushing touchdowns, also the second-highest single-season figure in club history ... Had a season-high 19 yards rushing on seven attempts in season-opener vs. Seattle (9/3) ... Tallied a season-high two receptions on five occasions ... Was inactive vs. Buffalo (10/8) with a right knee and ankle sprain sustained the previous week at Cincinnati (10/1) ... Only game he did not start was at San Diego (11/12) when the Dolphins opened with three wide receivers ...

**PLAYOFFS:** Started one of the two playoff games following the 2000 season ... Did not post any stats ... Was integral part of Lamar Smith's performance in a First-Round Playoff

### FIN FACT

At Syracuse, Rob was given the honor of wearing uniform No. 44 throughout his four-year career, the same jersey worn by former Syracuse and NFL running back greats Jim Brown, Ernie Davis and Floyd Little.



victory over Indianapolis (12/30) in which he rushed for 209 yards and two touchdowns on 40 attempts, the second-highest rushing total in NFL playoff history . . . Has started two of the four playoff games in which he has appeared during his career . . . Has caught four passes for 37 yards.

**1999** – Appeared in 15 regular season games during his rookie season including nine starts . . . Was inactive for one contest . . . Finished with 16 yards rushing on nine attempts and 34 receptions for 251 yards and a touchdown . . . Also recorded one tackle on special teams . . . Reception total ranked fifth on the team and second among running backs, trailing only Stanley Pritchett's 43 catches . . . Konrad's reception total also was the most by a Dolphins rookie since Terry Kirby caught 75 passes for 874 yards and three touchdowns in 1993 . . . Made NFL debut in season-opener at Denver (9/13) when he started at fullback . . . Rushed for seven yards on two attempts and caught three passes for 26 yards, including a 12-yard TD reception from Dan Marino, marking his first NFL touchdown . . . Became the first Dolphins rookie to have a receiving touchdown in a season-opener since Andre Brown caught a TD pass in his first game, on September 10, 1989 against Buffalo . . . Along with J.J. Johnson's touchdown run, it marked the first time in club history that two rookies scored in the initial game of the year . . . Along with a touchdown run by Karim Abdul-Jabbar in the Broncos contest, it marked the first time since September 3, 1995 vs. the N.Y. Jets that three Dolphin running backs scored in the same game (Bernie Parmalee, Irving Spikes, Keith Byars) . . . Was awarded an offensive game ball for his performance . . . Opened each of the first five contests of the season . . . Caught three passes for 48 yards, including a season-long reception of 25 yards, vs. Buffalo (10/4) . . . Grabbed four passes for 33 yards with a long of 15 at Indianapolis (10/10) . . . Was inactive vs. Philadelphia (10/24) . . . Had three receptions for 29 yards at N.Y. Jets (12/12) . . . Closed out the season with ten catches for 68 yards, including a long of 18, at Washington (1/2/00) . . . His reception total in the Redskins game tied for the third-most ever by a Dolphin in the regular season and tied for fourth-most overall, including playoffs . . . In addition, it tied for the most by a Dolphin in 1999 . . . Overall, his reception total in that game is tied for the second-most by a Dolphins running back in a game, trailing only the club-record 12 catches that Jim Jensen had on November 16, 1988 at New England . . . It was the most catches by a Dolphins running back in a game since Byars also had ten on September 25, 1994 at Minnesota . . . Appeared in both playoff games, including one start . . . Opened First-Round game at Seattle (1/9/00) . . . In two postseason contests, caught four passes for 37 yards, including three for 30 yards in Divisional game at Jacksonville (1/15/00) . . . Second of two second-round draft choices (43rd overall) of Miami in 1999.

## COLLEGE

Was a four-year letterman (1995-98) and three-year starter at Syracuse . . . Played in 39 games with 27 starts . . . Concluded his career with 1,516 yards rushing and 20 touchdowns on 295 attempts and 41 receptions for 473 yards and three scores . . . As a senior in 1998, rushed for 417 yards and seven touchdowns on 93 attempts and caught a career-high 20 passes for 196 yards and a pair of scores . . . Was a second-team All-Big East selection that year . . . Played in the Senior Bowl . . . Was a member of the school's Athletic Director's Honor Roll as a junior . . . Finished second on the team in his freshman season of 1995 with 433 yards rushing and seven touchdowns on 63 attempts . . . Ran for a career-high 130 yards and three touchdowns on ten carries against Pittsburgh . . . Majored in consumer education.

## PERSONAL

Single, resides in Davie, Fla . . . Was a Parade, Blue Chip Illustrated, Super Prep and Prep Football Report All-America selection at St. John's High School in Andover, Mass . . . Was chosen as a two-time All-State, All-League and league Most Valuable Player . . . Also lettered in track and basketball . . . Enjoys fishing and boating in spare time . . . Has done charity work with the Shriners Hospital and the Boys & Girls Club . . . Has participated in events benefiting the Cystic Fibrosis Foundation . . . Recently had a restaurant/tavern in Syracuse, N.Y. named after him, called "Konrad's" . . . Lists "Star Wars" as favorite movie, "Friends" as favorite television show, "A River Runs Through It" as favorite book, and Guns N' Roses as favorite recording artist . . . Full name is Robert L. Konrad, born November 12, 1976 in Rochester, N.Y.

# **ROB KONRAD'S NFL REGULAR SEASON STATISTICS**

YEAR	TEAM	G-S	ATT.	RUSHING				NO.	YDS.	LG	TD
				YDS.	AVG.	LG	TD				
1999	Miami	15-9	9	16	1.8	5	0	34	251	25	1
2000	Miami	15-14	15	39	2.6	5	0	14	83	18	0
<b>2-YEAR TOTALS</b>		<b>30-23</b>	<b>24</b>	<b>55</b>	<b>2.3</b>	<b>5</b>	<b>0</b>	<b>48</b>	<b>334</b>	<b>25</b>	<b>1</b>

# **ROB KONRAD'S NFL PLAYOFF STATISTICS**

YEAR	TEAM	G-S	ATT.	RUSHING				NO.	YDS.	LG	TD
				YDS.	AVG.	LG	TD				
1999	Miami	2-1	0	0	0.0	0	0	4	37	13	0
2000	Miami	2-1	0	0	0.0	0	0	0	0	0	0
<b>PLAYOFF TOTALS</b>		<b>4-2</b>	<b>0</b>	<b>0</b>	<b>0.0</b>	<b>0</b>	<b>0</b>	<b>4</b>	<b>37</b>	<b>13</b>	<b>0</b>

# **ADDITIONAL STATS**

Special Teams Tackles: 1 in 1999

Miscellaneous Fumble Recoveries: 1 in 1999

# **SINGLE-GAME HIGHS**

Most Rushing Yards:	19	vs. Seattle, 9/3/00
	11	at N.Y. Jets, 10/23/00
	9	at Detroit, 11/5/00
Most Rushing Attempts:	7	vs. Seattle, 9/3/00
	5	at N.Y. Jets, 10/23/00
	3	vs. Arizona, 9/19/99
Longest Runs:	3	at Detroit, 11/5/00
	5	at Denver, 9/13/99
	5	vs. Seattle, 9/3/00
Most Receptions:	4	at Detroit, 11/5/00
	10	at Washington, 1/2/00
	4	at Indianapolis, 10/10/99
Most Receiving Yards:	3	three times
	68	at Washington, 1/2/00
	48	vs. Buffalo, 10/4/99
Longest Receptions:	33	at Indianapolis, 10/10/99
	25	vs. Buffalo, 10/4/99
	18	at Washington, 1/2/00
	18	at Buffalo, 12/3/00

# **ROB KONRAD'S RUSHING BREAKDOWN**

	2000							CAREER					
	G	NO	YDS	AVG	LG	TD		G	NO	YDS	AVG	LG	TD
Buffalo	1	0	0	0.0	0	0		3	1	1	1.0	1	0
Indianapolis	2	0	0	0.0	0	0		4	1	0	0.0	0	0
Miami	-	-	-	-	-	-		-	-	-	-	-	-
New England	2	0	0	0.0	0	0		4	1	3	3.0	3	0
N.Y. Jets	2	5	11	2.2	3	0		4	5	11	2.2	3	0
<b>AFC East</b>	<b>7</b>	<b>5</b>	<b>11</b>	<b>2.2</b>	<b>3</b>	<b>0</b>		<b>15</b>	<b>8</b>	<b>15</b>	<b>1.9</b>	<b>3</b>	<b>0</b>
Baltimore	1	0	0	0.0	0	0		1	0	0	0.0	0	0
Cincinnati	1	0	0	0.0	0	0		1	0	0	0.0	0	0
Cleveland	-	-	-	-	-	-		-	-	-	-	-	-
Jacksonville	-	-	-	-	-	-		-	-	-	-	-	-
Pittsburgh	-	-	-	-	-	-		-	-	-	-	-	-
Tennessee	-	-	-	-	-	-		1	0	0	0.0	0	0
<b>AFC Central</b>	<b>2</b>	<b>0</b>	<b>0</b>	<b>0.0</b>	<b>0</b>	<b>0</b>		<b>3</b>	<b>0</b>	<b>0</b>	<b>0.0</b>	<b>0</b>	<b>0</b>



# ROB KONRAD'S RUSHING BREAKDOWN

	2000						CAREER					
	G	NO	YDS	AVG	LG	TD	G	NO	YDS	AVG	LG	TD
Denver	-	-	-	-	-	-	1	2	7	3.5	5	0
Kansas City	-	-	-	-	-	-	-	-	-	-	-	-
Oakland	-	-	-	-	-	-	1	0	0	0.0	0	0
San Diego	1	0	0	0.0	0	0	2	0	0	0.0	0	0
Seattle	1	7	19	2.7	5	0	1	7	19	2.7	5	0
<b>AFC West</b>	<b>2</b>	<b>7</b>	<b>19</b>	<b>2.7</b>	<b>5</b>	<b>0</b>	<b>5</b>	<b>9</b>	<b>26</b>	<b>2.9</b>	<b>5</b>	<b>0</b>
<b>AFC Total</b>	<b>11</b>	<b>12</b>	<b>30</b>	<b>2.5</b>	<b>5</b>	<b>0</b>	<b>23</b>	<b>17</b>	<b>41</b>	<b>2.4</b>	<b>5</b>	<b>0</b>
Arizona	-	-	-	-	-	-	1	3	3	1.0	2	0
Dallas	-	-	-	-	-	-	1	0	0	0.0	0	0
N.Y. Giants	-	-	-	-	-	-	-	-	-	-	-	-
Philadelphia	-	-	-	-	-	-	-	-	-	-	-	-
Washington	-	-	-	-	-	-	1	1	2	2.0	2	0
<b>NFC East</b>	<b>-</b>	<b>-</b>	<b>-</b>	<b>-</b>	<b>-</b>	<b>-</b>	<b>3</b>	<b>4</b>	<b>5</b>	<b>1.3</b>	<b>2</b>	<b>0</b>
Chicago	-	-	-	-	-	-	-	-	-	-	-	-
Detroit	1	3	9	3.0	4	0	1	3	9	3.0	4	0
Green Bay	1	0	0	0.0	0	0	1	0	0	0.0	0	0
Minnesota	1	0	0	0.0	0	0	1	0	0	0.0	0	0
Tampa Bay	1	0	0	0.0	0	0	1	0	0	0.0	0	0
<b>NFC Central</b>	<b>4</b>	<b>3</b>	<b>9</b>	<b>3.0</b>	<b>4</b>	<b>0</b>	<b>4</b>	<b>3</b>	<b>9</b>	<b>3.0</b>	<b>4</b>	<b>0</b>
Atlanta	-	-	-	-	-	-	-	-	-	-	-	-
Carolina	-	-	-	-	-	-	-	-	-	-	-	-
New Orleans	-	-	-	-	-	-	-	-	-	-	-	-
St. Louis	-	-	-	-	-	-	-	-	-	-	-	-
San Francisco	-	-	-	-	-	-	-	-	-	-	-	-
<b>NFC West</b>	<b>-</b>	<b>-</b>	<b>-</b>	<b>-</b>	<b>-</b>	<b>-</b>	<b>-</b>	<b>-</b>	<b>-</b>	<b>-</b>	<b>-</b>	<b>-</b>
<b>NFC Total</b>	<b>4</b>	<b>3</b>	<b>9</b>	<b>3.0</b>	<b>4</b>	<b>0</b>	<b>7</b>	<b>7</b>	<b>14</b>	<b>2.0</b>	<b>4</b>	<b>0</b>
Home	7	7	19	2.7	5	0	14	10	22	2.2	5	0
Road	8	8	20	2.5	4	0	16	14	33	2.4	5	0
1st Down	15	9	21	2.3	2	0	30	10	23	2.3	2	0
2nd Down	15	4	14	3.5	5	0	30	8	24	3.0	5	0
3rd Down	15	2	4	2.0	2	0	30	5	6	1.2	2	0
4th Down	15	0	0	0.0	0	0	30	1	2	1.0	2	0
1st Half	15	6	15	2.5	5	0	30	13	26	2.0	2	0
2nd Half	15	9	24	2.7	4	0	30	11	29	2.6	5	0
Overtime	1	0	0	0.0	0	0	1	0	0	0.0	0	0
Grass	11	12	30	2.5	5	0	22	19	45	2.4	5	0
Turf	4	3	9	3.0	4	0	8	5	10	2.0	4	0
Aug./Sept.	4	7	19	2.7	5	0	6	12	29	2.4	5	0
October	3	5	11	2.2	3	0	7	7	14	2.0	3	0
November	4	3	9	3.0	4	0	8	4	10	2.5	4	0
December	4	0	0	0	0	0	9	1	2	1.0	2	0
Games 1-8	7	12	30	2.5	5	0	14	19	33	1.7	5	0
Games 9-16	8	3	9	3.0	3	0	16	5	12	2.4	3	0
Wins	10	10	28	2.8	5	0	18	17	41	2.4	5	0
Losses	5	5	11	2.2	3	0	12	7	14	2.0	3	0
Ties	-	-	-	-	-	-	-	-	-	-	-	-



## DOLPHIN FACT


The Dolphins have selected a player from a Florida university in 19 of the team's 36 college drafts. Overall, the Dolphins have drafted 37 players from the State of Florida. The University of Miami leads the way with 14 Dolphin draftees, followed by nine from the University of Florida, seven from Florida State University, four from the University of Tampa, two from Bethune Cookman and one from Florida A&M.

When the Dolphins drafted Miami's Yatil Green in the first round in 1997, it was the first time since 1991 and the fourth time overall that the Dolphins have selected a player from a Florida school in the first round.

# ROB KONRAD'S RECEIVING BREAKDOWN

	2000						CAREER					
	G	NO	YDS	AVG	LG	TD	G	NO	YDS	AVG	LG	TD
Buffalo	1	1	18	18.0	18	0	3	5	68	13.6	25	0
Indianapolis	2	0	0	0.0	0	0	4	4	33	8.3	15	0
Miami	-	-	-	-	-	-	-	-	-	-	-	-
New England	2	2	11	5.5	8	0	4	5	14	2.8	8	0
N.Y. Jets	2	3	13	4.3	7	0	4	7	46	6.6	13	0
<b>AFC East</b>	<b>7</b>	<b>6</b>	<b>42</b>	<b>7.0</b>	<b>18</b>	<b>0</b>	<b>15</b>	<b>21</b>	<b>161</b>	<b>7.7</b>	<b>25</b>	<b>0</b>
Baltimore	1	0	0	0.0	0	0	1	-	-	-	-	-
Cincinnati	1	0	0	0.0	0	0	1	-	-	-	-	-
Cleveland	-	-	-	-	-	-	-	-	-	-	-	-
Jacksonville	-	-	-	-	-	-	-	-	-	-	-	-
Pittsburgh	-	-	-	-	-	-	-	-	-	-	-	-
Tennessee	-	-	-	-	-	-	1	1	8	8.0	8	0
<b>AFC Central</b>	<b>2</b>	<b>0</b>	<b>0</b>	<b>0.0</b>	<b>0</b>	<b>0</b>	<b>3</b>	<b>1</b>	<b>8</b>	<b>8.0</b>	<b>8</b>	<b>0</b>
Denver	-	-	-	-	-	-	1	3	26	8.7	12	1
Kansas City	-	-	-	-	-	-	-	-	-	-	-	-
Oakland	-	-	-	-	-	-	1	1	11	11.0	11	0
San Diego	1	1	5	5.0	5	0	2	1	5	5.0	5	0
Seattle	1	2	6	3.0	3	0	1	2	6	3.0	3	0
<b>AFC West</b>	<b>2</b>	<b>3</b>	<b>11</b>	<b>3.7</b>	<b>5</b>	<b>0</b>	<b>5</b>	<b>7</b>	<b>48</b>	<b>6.9</b>	<b>12</b>	<b>1</b>
<b>AFC Total</b>	<b>11</b>	<b>9</b>	<b>53</b>	<b>5.9</b>	<b>18</b>	<b>0</b>	<b>23</b>	<b>29</b>	<b>217</b>	<b>7.5</b>	<b>25</b>	<b>1</b>
Arizona	-	-	-	-	-	-	1	2	12	6.0	7	0
Dallas	-	-	-	-	-	-	1	2	7	3.5	6	0
N.Y. Giants	-	-	-	-	-	-	-	-	-	-	-	-
Philadelphia	-	-	-	-	-	-	-	-	-	-	-	-
Washington	-	-	-	-	-	-	1	10	68	6.8	18	0
<b>NFC East</b>	<b>-</b>	<b>-</b>	<b>-</b>	<b>-</b>	<b>-</b>	<b>-</b>	<b>3</b>	<b>14</b>	<b>87</b>	<b>6.2</b>	<b>18</b>	<b>0</b>
Chicago	-	-	-	-	-	-	-	-	-	-	-	-
Detroit	1	2	10	5.0	8	0	1	2	10	5.0	8	0
Green Bay	1	1	-1	-1.0	-1	0	1	1	-1	-1.0	-1	0
Minnesota	1	0	0	0.0	0	0	1	0	0	0.0	0	0
Tampa Bay	1	2	21	10.5	13	0	1	2	21	10.5	13	0
<b>NFC Central</b>	<b>4</b>	<b>5</b>	<b>30</b>	<b>6.0</b>	<b>13</b>	<b>0</b>	<b>4</b>	<b>5</b>	<b>30</b>	<b>6.0</b>	<b>13</b>	<b>0</b>
Atlanta	-	-	-	-	-	-	-	-	-	-	-	-
Carolina	-	-	-	-	-	-	-	-	-	-	-	-
New Orleans	-	-	-	-	-	-	-	-	-	-	-	-
St. Louis	-	-	-	-	-	-	-	-	-	-	-	-
San Francisco	-	-	-	-	-	-	-	-	-	-	-	-
<b>NFC West</b>	<b>-</b>	<b>-</b>	<b>-</b>	<b>-</b>	<b>-</b>	<b>-</b>	<b>-</b>	<b>-</b>	<b>-</b>	<b>-</b>	<b>-</b>	<b>-</b>
<b>NFC Total</b>	<b>4</b>	<b>5</b>	<b>30</b>	<b>6.0</b>	<b>13</b>	<b>0</b>	<b>7</b>	<b>19</b>	<b>117</b>	<b>6.2</b>	<b>18</b>	<b>0</b>
Home	7	9	43	4.8	13	0	14	18	110	6.1	25	0
Road	8	5	40	8.0	18	0	16	30	224	7.5	18	1
1st Down	15	8	34	4.3	8	0	30	28	182	6.5	25	1
2nd Down	15	6	49	8.2	18	0	30	17	120	7.1	18	0
3rd Down	15	0	0	0.0	0	0	30	3	32	10.7	18	0
4th Down	15	0	0	0.0	0	0	30	0	0	0.0	0	0
1st Half	15	4	17	4.3	8	0	30	20	147	7.4	25	1
2nd Half	15	9	59	6.6	18	0	30	27	180	6.7	18	0
Overtime	1	1	7	7.0	7	0	1	1	7	7.0	7	0
Grass	11	11	55	5.0	13	0	22	35	231	6.6	25	1
Turf	4	3	28	9.3	18	0	8	13	104	8.0	18	0
Aug./Sept.	4	4	17	4.3	8	0	6	9	55	6.1	13	1
October	3	2	6	3.0	7	0	7	11	101	10.1	25	0
November	4	5	21	4.2	8	0	8	11	38	3.5	8	0
December	4	3	39	13.0	18	0	9	17	140	8.2	18	0
Games 1-8	7	6	23	3.8	8	0	14	21	164	7.8	25	1
Games 9-16	8	8	60	7.5	18	0	16	27	170	6.3	18	0
Wins	10	9	49	5.4	18	0	18	23	137	6.0	18	1
Losses	5	5	34	6.8	13	0	12	25	197	7.9	25	0
Ties	-	-	-	-	-	-	-	-	-	-	-	-





# RAY LUCAS

## Quarterback

**6-3 · 225**  
**Born: 8/6/72**  
**College: Rutgers '96**  
**Acquired: RFA (Jets), 2001 · Signed Through: 2003**  
**NFL: Fourth Season · Dolphins: First Season**

6

### PRO CAREER

**2000** – Signed an offer sheet on a three-year contract with the Dolphins as a restricted free agent on March 9, 2001 . . . Jets declined to match the offer on March 16 . . . Appeared in seven games with the Jets in 2000, all in a reserve role . . . Completed 21 of 41 passes for 206 yards with no touchdowns and four interceptions . . . Also finished fourth on the team with 42 yards rushing on six attempts with a long run of 17 yards . . . Saw his most extensive action of the year vs. Pittsburgh (10/8) when he came in for an injured Vinny Testaverde (pinched nerve) following the second play of the game . . . Completed 13 of 25 passes for 99 yards with no touchdowns and two interceptions in the game, while also rushing for a career-high 31 yards on three carries . . . Entered contest at Oakland (12/10) to start the second half . . . Connected on six of 14 passes for 99 yards with no touchdowns and two interceptions.

**1999** – Saw the most extensive action of his NFL career . . . Started all nine games in which he played, subbing for an injured Vinny Testaverde (Achilles) . . . Finished the year by completing 161 of 272 passes for 1,678 yards with 14 touchdowns and six interceptions . . . Also rushed for 144 yards and a touchdown on 41 attempts . . . Ranked third in the AFC with a passer rating of 85.1 . . . Put together a record of 6-3 as a starter, led the Jets to victories in each of the final four outings of the year . . . Initial start of NFL career came vs. Indianapolis (10/17) when he completed 16 of 30 passes for 137 yards with one touchdown and one interception . . . First win as a starter occurred in Monday night game at New England (11/15) when he hit on 18 of 31 passes for 153 yards with two touchdowns and two interceptions . . . Was near-perfect the following week as he hit on 16 of 20 passes for 142 yards with no touchdowns or interceptions in New York's 17-7 victory over Buffalo (11/21) . . . Completion mark of 80% is a career-best . . . Also rushed for 24 yards on eight carries in that game, including a nine-yard TD run for the lone rushing score of his NFL career . . . Had best game at N.Y. Giants (12/5) when he completed 31 of 48 passes for 284 yards with four touchdowns and no interceptions . . . Completed 22 of 38 passes for 230 yards with two touchdowns and no interceptions the week afterwards vs. Miami (12/12) . . . Completed 20 of 34 for 229 yards with two touchdowns and an interception at Dallas (12/19) and became the first visiting quarterback to earn a win at Texas Stadium in 1999 as the Jets recorded a 22-21 victory . . . The Cowboys contest concluded a stretch in which Lucas guided New York to a record of 2-1 and he combined to complete 73 of 120 passes (60.8%) for 743 yards with eight touchdowns and one interception . . . Hit on 11 of 23 passes for 190 yards with three touchdowns and no interceptions at Miami (12/27) . . . Included in his total was a career-long 56-yard TD strike to Dedric Ward.

**1998** – Played in 15 games, all in a reserve role . . . Completed one of three passes for 27 yards . . . Added 23 yards rushing on five attempts with a long of 16 . . . Contributed four tackles on special teams . . . Saw action on special teams in Divisional Playoff game vs. Jacksonville (1/10/99) . . . Dressed but did not play in AFC Championship game at Denver (1/17/99).

**1997** – Went to training camp with New England, was waived on August 18 prior to being claimed by the Jets . . . Was waived by New York on August 24 and signed to the team's

### FIN FACT

In his only year as a starting quarterback in the NFL (1999), Ray's touchdown pass to interception ratio stood at 2.3:1, the best mark by a Jets starting signal caller since Joe Namath put together a ratio of 4:1 (16 TDs, 4 INTs) in 1976.

practice squad on August 26 . . . Spent the first 11 games of the year there before being signed to the 53-man roster on November 22 . . . Played in each of the final five regular season games, all in a reserve capacity and primarily on special teams. . . Finished by completing three of four passes for 28 yards with no touchdowns and an interception . . . Also rushed for 55 yards on six attempts.

**1996** – Went to training camp with New England as an undrafted rookie free agent . . . Spent the first 14 games of the season on the Patriots' practice squad . . . Was activated to the 53-man roster on December 12, and saw action on special teams in each of the final two regular season games of the year . . . Recorded a pair of stops . . . Appeared in all three of New England's playoff games that year, including Super Bowl XXXI against Green Bay . . . Had two special teams tackles in the playoffs.

## COLLEGE

Completed 514 of 908 passes for 5,896 yards and 43 touchdowns in his collegiate career for the Scarlet Knights . . . 43 touchdown passes represent a school all-time record . . . Completion total is second in school annals, while figures for attempts and yards are both third all-time . . . Also rushed for 772 yards and 15 touchdowns on 276 attempts in his career . . . Connected on 188 of 347 passes for 2,180 yards and 16 touchdowns his senior season of 1995 . . . Majored in business administration.

## PERSONAL

Married to Cecy . . . Has two daughters, Rayven (six) and Madison (one) . . . Attended Harrison (N.J.) High School, where he lettered in both football and basketball . . . Enjoys surfing the internet and tarpon fishing in his spare time . . . Earned the Marty Lyons Award for Outstanding Community Service for the 2000 season with the N.Y. Jets . . . During that season, he assisted more than 20 different charitable/outreach programs . . . Has worked with the United Way, the Marty Lyons Foundation, the National Center for Disabilities Services and the Abused Children Foundation of New York . . . Since high school, has worked as a volunteer at Camp Fatima, a camp which helps handicapped children . . . Held a charity basketball tournament last offseason to benefit the camp . . . Born August 6, 1972.

### RAY LUCAS' NFL REGULAR SEASON STATISTICS

YEAR	TEAM	G-S	ATT.	COMP.	YDS.	PCT.	TD	INT.	LG	TKLD.	RATE
1996	New England	2-0	0	0	0	0.0	0	0	0	0/0	0.0
1997	N.Y. Jets	5-0	4	3	28	75.0	0	1	19	0/0	54.2
1998	N.Y. Jets	15-0	3	1	27	33.3	0	0	27	0/0	67.4
1999	N.Y. Jets	9-9	272	161	1678	59.2	14	6	56t	11/69	85.1
2000	N.Y. Jets	7-0	41	21	206	51.2	0	4	30	6/24	26.1
<b>5-YEAR TOTALS</b>		<b>38-9</b>	<b>320</b>	<b>186</b>	<b>1939</b>	<b>58.1</b>	<b>14</b>	<b>11</b>	<b>56t</b>	<b>17/93</b>	<b>76.0</b>

### RAY LUCAS' NFL PLAYOFF STATISTICS

YEAR	TEAM	G-S	ATT.	COMP.	YDS.	PCT.	TD	INT.	LG	TKLD.	RATE
1996	New England	3-0	0	0	0	0.0	0	0	0	0/0	0.0
1999	N.Y. Jets	1-0	0	0	0	0.0	0	0	0	0/0	0.0
<b>PLAYOFF TOTALS</b>		<b>4-0</b>	<b>0</b>	<b>0</b>	<b>0</b>	<b>0.0</b>	<b>0</b>	<b>0</b>	<b>0</b>	<b>0/0</b>	<b>0.0</b>

## ADDITIONAL STATS

**Rushing:** 6 for 55 yards, long of 17 in 1997; 5 for 23 yards, long of 16 in 1998; 41 for 144 yards, 1 TD, long of 21 in 1999; 6 for 42 yards, long of 17 in 2000 for total of 58 for 264 yards, 1 TD, long of 21

**Special Teams Tackles:** 2 in 1996, 4 in 1997, 4 in 1998 for total of 10 (P-2)

### 1996 GAME-BY-GAME PASSING (New England)

DATE	OPPONENT	ATT.	COMP.	YDS.	PCT.	TD	INT.	LG	TKLD.	W/L	SCORE
12/15	at Dallas										
											Did Not Play Quarterback
12/21	at N.Y. Giants										
											Did Not Play Quarterback



\*1/5 PITTSBURGH Did Not Play Quarterback  
 \*1/12 JACKSONVILLE Did Not Play Quarterback  
 \*1/26 Green Bay (SB XXI) Did Not Play Quarterback

### 1997 GAME-BY-GAME PASSING (N.Y. Jets)

DATE	OPPONENT	ATT.	CMP.	YDS.	PCT.	TD	INT.	LG	TKLD.	W/L	SCORE
11/23	MINNESOTA	0	0	0	0.0	0	0	0	0/0	W	23-21
11/30	at Buffalo	Did Not Play Quarterback									
12/7	INDIANAPOLIS	Did Not Play Quarterback									
12/14	TAMPA BAY	0	0	0	0.0	0	0	0	0/0	W	31-0
12/21	at Detroit	4	3	28	75.0	0	1	19	0/0	L	10-13

### 1998 GAME-BY-GAME PASSING (N.Y. Jets)

DATE	OPPONENT	ATT.	CMP.	YDS.	PCT.	TD	INT.	LG	TKLD.	W/L	SCORE
9/6	at San Francisco	Did Not Play Quarterback									
9/13	BALTIMORE	Did Not Play Quarterback									
9/20	INDIANAPOLIS	1	0	0	0.0	0	0	0	0/0	W	44-6
10/4	MIAMI	Did Not Play Quarterback									
10/11	at St. Louis	Did Not Play Quarterback									
10/19	at New England	Did Not Play Quarterback									
10/25	ATLANTA	Did Not Play Quarterback									
11/1	at Kansas City	Did Not Play Quarterback									
11/8	BUFFALO	1	1	27	100.0	0	0	27	0/0	W	34-12
11/15	at Indianapolis	Did Not Play Quarterback									
11/29	CAROLINA	0	0	0	0.0	0	0	0	0/0	W	48-21
12/6	SEATTLE	0	0	0	0.0	0	0	0	0/0	W	32-31
12/13	at Miami	Did Not Play Quarterback									
12/19	at Buffalo	Did Not Play Quarterback									
12/27	NEW ENGLAND	1	0	0	0.0	0	0	0	0/0	W	31-10
*1/10	JACKSONVILLE	Did Not Play Quarterback									

### 1999 GAME-BY-GAME PASSING (N.Y. Jets)

DATE	OPPONENT	ATT.	CMP.	YDS.	PCT.	TD	INT.	LG	TKLD.	W/L	SCORE
9/12	NEW ENGLAND	Inactive									
9/26	WASHINGTON	Inactive (3rd Quarterback)									
10/11	JACKSONVILLE	Inactive (3rd Quarterback)									
#10/17	INDIANAPOLIS	30	16	137	53.3	1	1	18t	1/12	L	13-16
10/24	at Oakland	Inactive (3rd Quarterback)									
11/7	ARIZONA	Inactive (3rd Quarterback)									
#11/15	at New England	31	18	153	58.1	2	2	26	0/0	W	24-17
#11/21	BUFFALO	20	16	142	80.0	0	0	20	5/30	W	17-7
#11/28	at Indianapolis	22	12	102	60.0	0	0	21	2/14	L	6-13
#12/5	at N.Y. Giants	48	31	284	64.6	4	0	28	2/8	L	28-41
#12/12	MIAMI	38	22	230	73.3	2	0	27	1/5	W	28-20
#12/19	at Dallas	34	20	229	58.8	2	1	38	0/0	W	22-21
#12/27	at Miami	23	11	190	47.8	3	0	56t	1/1	W	38-31
#1/2	SEATTLE	26	15	211	57.8	0	2	34	0/0	W	19-9

### 2000 GAME-BY-GAME PASSING (N.Y. Jets)

DATE	OPPONENT	ATT.	CMP.	YDS.	PCT.	TD	INT.	LG	TKLD.	W/L	SCORE
9/17	BUFFALO	0	0	0	0.0	0	0	0	0/0	W	27-14
9/24	at Tampa Bay	1	1	5	100.0	0	0	5	1/	W	21-17
10/8	PITTSBURGH	13	25	99	52.0	0	2	18	1/	L	3-20
11/19	at Miami	0	0	0	0.0	0	0	0	0/0	W	20-3
11/26	CHICAGO	1	1	3	100.0	0	0	3	0/0	W	17-10
12/10	at Oakland	6	14	99	42.9	0	2	30	3/	L	7-31
12/17	DETROIT	0	0	0	0.0	0	0	0	0/0	L	7-10

# - started

## SINGLE-GAME HIGHS

<b>Pass Attempts:</b>	48 at N.Y. Giants, 12/5/99
	38 vs. Miami, 12/12/99
	34 at Dallas, 12/19/99
<b>Pass Completions:</b>	31 at N.Y. Giants, 12/5/99
	22 vs. Miami, 12/12/99
	20 at Dallas, 12/19/99
<b>Yards Passing:</b>	284 at N.Y. Giants, 12/5/99
	230 vs. Miami, 12/12/99
	229 at Dallas, 12/19/99
<b>TD Passes:</b>	4 at N.Y. Giants, 12/5/99
	3 at Miami, 12/27/99
	2, three times (last: at Dallas, 12/19/99)
<b>Interceptions:</b>	2, four times (last: at Oakland, 12/11/00)
<b>Completion Percentage:</b>	80.0 vs. Buffalo, 11/21/99
	73.3 vs. Miami, 12/12/99
	64.6 at N.Y. Giants, 12/5/99
<b>Long Passes:</b>	56 at Miami, 12/27/99
	50 at Miami, 12/27/99
	38 at Dallas, 12/19/99
<b>Times Sacked:</b>	4 vs. Indianapolis, 12/17/00
	3 at Tennessee, 12/26/99
	3 at Minnesota, 9/10/00
<b>Rushing Yards:</b>	31 vs. Pittsburgh, 10/8/00
	30 at Detroit, 12/21/97
	28 at Indianapolis, 11/28/99
<b>Rushing Attempts:</b>	8 vs. Buffalo, 11/21/99
	6 at New England, 11/15/99
	6 vs. N.Y. Giants, 12/5/99
<b>Long Runs:</b>	21 at Indianapolis, 11/28/99
	17 at Detroit, 12/21/97
	17 at New England, 11/15/99
	17 vs. Pittsburgh, 10/8/00

## RAY LUCAS' PASSING BREAKDOWN

	2000								CAREER							
	G	ATT	CMP	YDS	PCT	TD	INT	LG	G	ATT	CMP	YDS	PCT	TD	INT	LG
Buffalo	1	0	0	0	0.0	0	0	0	5	21	17	169	81.0	0	0	27
Indianapolis	1	0	0	0	0.0	0	0	0	6	53	28	239	52.8	1	1	21
Miami	1	0	0	0	0.0	0	0	0	5	61	33	420	54.1	5	0	56
New England	-	-	-	-	-	-	-	-	3	32	18	153	56.3	2	2	26
N.Y. Jets	-	-	-	-	-	-	-	-	-	-	-	-	-	-	-	-
<b>AFC East</b>	<b>3</b>	<b>0</b>	<b>0</b>	<b>0</b>	<b>0.0</b>	<b>0</b>	<b>0</b>	<b>0</b>	<b>19</b>	<b>167</b>	<b>96</b>	<b>981</b>	<b>57.5</b>	<b>8</b>	<b>3</b>	<b>56</b>
Baltimore	-	-	-	-	-	-	-	-	1	0	0	0	0.0	0	0	0
Cincinnati	-	-	-	-	-	-	-	-	-	-	-	-	-	-	-	-
Cleveland	-	-	-	-	-	-	-	-	-	-	-	-	-	-	-	-
Jacksonville	-	-	-	-	-	-	-	-	-	-	-	-	-	-	-	-
Pittsburgh	1	25	13	99	52.0	0	2	18	1	25	13	99	52.0	0	2	18
Tennessee	-	-	-	-	-	-	-	-	-	-	-	-	-	-	-	-
<b>AFC Central</b>	<b>1</b>	<b>25</b>	<b>13</b>	<b>99</b>	<b>52.0</b>	<b>0</b>	<b>2</b>	<b>18</b>	<b>2</b>	<b>25</b>	<b>13</b>	<b>99</b>	<b>52.0</b>	<b>0</b>	<b>2</b>	<b>18</b>
Denver	-	-	-	-	-	-	-	-	-	-	-	-	-	-	-	-
Kansas City	-	-	-	-	-	-	-	-	1	0	0	0	0.0	0	0	0
Oakland	1	14	6	99	42.9	0	2	30	1	14	6	99	42.9	0	2	30
San Diego	-	-	-	-	-	-	-	-	-	-	-	-	-	-	-	-
Seattle	-	-	-	-	-	-	-	-	2	26	15	211	57.7	0	2	34
<b>AFC West</b>	<b>1</b>	<b>14</b>	<b>6</b>	<b>99</b>	<b>42.9</b>	<b>0</b>	<b>2</b>	<b>30</b>	<b>4</b>	<b>40</b>	<b>21</b>	<b>310</b>	<b>52.5</b>	<b>0</b>	<b>4</b>	<b>34</b>
<b>AFC Total</b>	<b>5</b>	<b>39</b>	<b>19</b>	<b>198</b>	<b>48.7</b>	<b>0</b>	<b>4</b>	<b>30</b>	<b>25</b>	<b>232</b>	<b>130</b>	<b>1390</b>	<b>56.0</b>	<b>8</b>	<b>9</b>	<b>56</b>
Arizona	-	-	-	-	-	-	-	-	-	-	-	-	-	-	-	-
Dallas	-	-	-	-	-	-	-	-	2	34	20	229	58.8	2	1	38
N.Y. Giants	-	-	-	-	-	-	-	-	2	48	31	284	64.6	4	0	28
Philadelphia	-	-	-	-	-	-	-	-	-	-	-	-	-	-	-	-
Washington	-	-	-	-	-	-	-	-	-	-	-	-	-	-	-	-
<b>NFC East</b>	<b>-</b>	<b>-</b>	<b>-</b>	<b>-</b>	<b>-</b>	<b>-</b>	<b>-</b>	<b>-</b>	<b>4</b>	<b>82</b>	<b>51</b>	<b>513</b>	<b>62.2</b>	<b>6</b>	<b>1</b>	<b>38</b>





# RAY LUCAS' PASSING BREAKDOWN

## 2000

## CAREER

	G	ATT	CMP	YDS	PCT	TD	INT	LG	G	ATT	CMP	YDS	PCT	TD	INT	LG
Chicago	1	1	1	3	100.0	0	0	3	1	1	1	3	100.0	0	0	3
Detroit	-	-	-	-	-	-	-	-	1	4	3	28	75.0	0	1	19
Green Bay	-	-	-	-	-	-	-	-	-	-	-	-	-	-	-	-
Minnesota	-	-	-	-	-	-	-	-	1	0	0	0	0.0	0	0	0
Tampa Bay	1	1	1	5	100.0	0	0	5	2	1	1	5	100.0	0	0	5
<b>NFC Central</b>	<b>2</b>	<b>2</b>	<b>2</b>	<b>8</b>	<b>100.0</b>	<b>0</b>	<b>0</b>	<b>5</b>	<b>5</b>	<b>6</b>	<b>5</b>	<b>36</b>	<b>83.3</b>	<b>0</b>	<b>1</b>	<b>19</b>
Atlanta	-	-	-	-	-	-	-	-	1	0	0	0	0.0	0	0	0
Carolina	-	-	-	-	-	-	-	-	1	0	0	0	0.0	0	0	0
New Orleans	-	-	-	-	-	-	-	-	-	-	-	-	-	-	-	-
St. Louis	-	-	-	-	-	-	-	-	1	0	0	0	0.0	0	0	0
San Francisco	-	-	-	-	-	-	-	-	1	0	0	0	0.0	0	0	0
<b>NFC West</b>	<b>-</b>	<b>-</b>	<b>-</b>	<b>-</b>	<b>-</b>	<b>-</b>	<b>-</b>	<b>-</b>	<b>4</b>	<b>0</b>	<b>0</b>	<b>0</b>	<b>0.0</b>	<b>0</b>	<b>0</b>	<b>0</b>
<b>NFC Total</b>	<b>2</b>	<b>2</b>	<b>2</b>	<b>8</b>	<b>100.0</b>	<b>0</b>	<b>0</b>	<b>5</b>	<b>13</b>	<b>88</b>	<b>56</b>	<b>549</b>	<b>63.6</b>	<b>6</b>	<b>2</b>	<b>38</b>
Home	3	26	14	102	53.8	0	2	18	18	143	84	849	58.7	3	5	34
Road	4	15	7	104	46.7	0	2	30	20	177	102	1090	57.6	11	6	56
1st Down	-	-	-	-	-	-	-	-	-	-	-	-	-	-	-	-
2nd Down	-	-	-	-	-	-	-	-	-	-	-	-	-	-	-	-
3rd Down	-	-	-	-	-	-	-	-	-	-	-	-	-	-	-	-
4th Down	-	-	-	-	-	-	-	-	-	-	-	-	-	-	-	-
1st Half	-	-	-	-	-	-	-	-	-	-	-	-	-	-	-	-
2nd Half	-	-	-	-	-	-	-	-	-	-	-	-	-	-	-	-
Overtime	-	-	-	-	-	-	-	-	-	-	-	-	-	-	-	-
Grass	6	41	21	206	51.2	0	4	30	12	95	50	549	52.6	5	6	56
Turf	1	0	0	0	0.0	0	0	0	26	225	136	1390	60.4	9	5	34
Aug./Sept.	2	1	1	5	100.0	0	0	5	5	2	1	5	50.0	0	0	5
October	1	25	13	99	52.0	0	2	18	6	55	29	236	52.7	1	3	18
November	3	1	1	3	100.0	0	0	3	12	75	48	427	64.0	2	2	27
December	1	14	6	99	42.9	0	2	30	15	188	108	1271	57.4	11	6	56
Games 1-8	3	26	14	104	53.8	0	2	18	12	57	30	241	52.6	1	3	18
Games 9-16	4	15	7	102	46.7	0	2	30	26	263	156	1698	59.3	13	8	56
Wins	3	2	2	8	100.0	0	0	5	23	177	105	1190	59.3	9	5	56
Losses	4	39	19	198	48.7	0	4	30	15	143	81	749	56.6	5	6	30
Ties	-	-	-	-	-	-	-	-	-	-	-	-	-	-	-	-

# SAM MADISON

## Cornerback

**5-11 • 185**  
**Born: 4/23/74**  
**College: Louisville '97**  
**Acquired: D2, 1997 • Signed Through: 2007**  
**NFL: Fifth Season • Dolphins: Fifth Season**

# 29

## PRO CAREER

**2000** — Signed a seven-year contract extension through the 2007 season on June 21, 2000 . . . Started all 16 regular season games at right cornerback . . . Finished the year with 40 total tackles (38 solo) . . . Came up with five interceptions, 16 passes defensed, two fumble recoveries and three forced fumbles . . . Scored one touchdown on the year via a fumble return . . . Key part of a defensive unit which ranked third in the AFC and fifth in the NFL in 2000 in pass defense, allowing an average of only 181.3 passing yards a game . . . Also part of a defense that amassed an NFL-high 28 interceptions in 2000, tied for the fourth-highest single-season total by the Dolphins . . . Underwent surgery

## FIN FACT

In 2000, Sam formed his own charitable organization called "Madison Avenue for Kids".

following the season, on February 13, 2001 . . . Had surgery to remove bone spurs from his right ankle . . . The surgery was performed by Dr. Robert Mills at Holy Cross Hospital in Fort Lauderdale . . .

**INTERCEPTIONS:** Five interceptions tied for second on the team, along with Brock Marion and Patrick Surtain, and tied for ninth in the AFC . . . Along with Brian Walker's seven interceptions, it marked the first time since 1981 that an NFL team had at least four players record five or more interceptions in the same season . . . That year, the feat was accomplished by Tampa Bay's Cedric Brown (nine), Mike Washington (six), Neal Colzie (six) and Cecil Johnson (five) . . . It was the first time in Dolphins history that this has occurred . . . Madison had one game with two interceptions in 2000, giving him five multiple-interception games in his career . . . Over the last three seasons (1998-00), Madison has recorded 20 interceptions, the most-ever by a Dolphin in three consecutive seasons, surpassing the old mark of 19, first set by Dick Anderson from 1968-70 . . . Over the last four seasons (1997-00), Madison has come up with 21 interceptions, tied for the second-most in the NFL during this span:

#### **MOST INTERCEPTIONS IN THE NFL OVER THE LAST FOUR SEASONS (1997-00)**

PLAYER	TEAM(S)	1997	1998	1999	2000	4-YEAR TOTALS
1. Ray Buchanan	Atlanta	5	7	4	6	22
2. <b>SAM MADISON</b>	<b>MIAMI</b>	<b>1</b>	<b>8</b>	<b>7</b>	<b>5</b>	<b>21</b>
Terrell Buckley	Miami, Denver	4	8	3	6	21
4. Donnie Abraham	Tampa Bay	5	1	7	7	20
Eric Davis	Carolina	5	5	5	5	20
Rod Woodson	S.F., Baltimore	3	6	7	4	20

In addition, Madison's career total of 21 interceptions rank tenth all-time in team annals:

#### **MIAMI DOLPHINS ALL-TIME INTERCEPTION LEADERS**

PLAYER	YEARS	INTs	YEAR	YEARS	INTs
1. Jake Scott	1970-75	35	6. Gerald Small	1978-83	23
2. Dick Anderson	1968-77	34	7. Terrell Buckley	1995-99	22
3. Glenn Blackwood	1979-87	29	Curtis Johnson	1970-78	22
4. William Judson	1982-89	24	Tim Foley	1970-80	22
Louis Oliver	1989-93,	24	<b>10. SAM MADISON</b>	<b>1997-00</b>	<b>21</b>
	1995-96				

**POSTSEASON HONORS:** For the second consecutive year, was named as a starter to the AFC Pro Bowl squad . . . Joined six other Dolphins in the game, marking Miami's most representatives since they also had seven following the 1984 season . . . In addition, Madison was a first-team All-Pro choice by the Associated Press, Pro Football Weekly, The Sporting News, Football Digest and USA Today . . . Was a second-team All-Pro pick by College & Pro Football Newsweekly . . . Also was selected to the "All-Iron" team, as chosen by CBS analyst Phil Simms . . . Was the recipient of the Dolphins Jasper MVP by the Florida Sports Awards . . .

**GAME HIGHLIGHTS:** In season-opener vs. Seattle (9/3) came up with two interceptions as the Dolphins held the Seahawks to 72 net passing yards in a 23-0 victory . . . Returned one of the interceptions 34 yards, the third-longest return of his career . . . It marked the fifth multiple-interception game of his career . . . Recorded a season-high five tackles at Minnesota (9/10) when he also defended a pass and forced a fumble . . . Had three tackles, a pass defended and a fumble recovery vs. Buffalo (10/8) . . . Scooped up a Sammy Morris fumble and raced 20 yards into the end zone to give the Dolphins a 22-13 lead with 4:45 to play in the game . . . Notched interceptions in games at N.Y. Jets (10/23), at San Diego (11/12) and at Buffalo (12/3) . . . Had three tackles, a pass defended and a forced fumble at Detroit (11/5) . . . Forced fumble occurred when he stripped Lions RB Larry Foster of the ball at the Dolphins' 3, the ball rolled into the end zone and Dolphins CB Patrick Surtain recovered . . . Recorded four tackles, a fumble recovery and a forced fumble vs. Indianapolis (12/17) . . .

**PLAYOFFS:** Started both playoff games following the 2000 season at right cornerback . . . Was credited with eight tackles (6 solo) and a pass defended . . . Has appeared in seven postseason games in his career, starting all of them . . . Has amassed 28 tackles and six passes defended.



**1999** – Started all 16 regular season games at right cornerback . . . Finished with 52 total tackles (43 solo) and a team-high seven interceptions for 164 yards, including a touchdown . . . Also tied for the team lead with 15 passes defended . . . Tackle total tied for ninth on the team . . . In a vote of his teammates, was voted as permanent co-captain on defense, along with linebacker Zach Thomas . . . Underwent arthroscopic surgery following the season, on February 10, 2000 to remove loose bodies from his left knee . . . The surgery was performed by Dr. Dan Kanell at Holy Cross Hospital in Fort Lauderdale . . .

**INTERCEPTIONS:** Tied for the NFL-lead in interceptions, along with Baltimore's Rod Woodson, Kansas City's James Hasty, Tampa Bay's Donnie Abraham and Philadelphia's Troy Vincent . . . Became the third Dolphin to lead or share the league lead in interceptions . . . Dick Westmoreland had an AFL-high ten in 1967 and Dick Anderson led the NFL with eight in 1973 . . . His seven interceptions are tied for the ninth-highest total by a Dolphin in a season, and he now owns two of the nine highest single-season interception totals in club history . . . Had two games of two or more interceptions in 1999 with three vs. Tennessee (11/7) and two vs. Arizona (9/19) . . . From 1998-99, Madison totaled 15 interceptions, the most by a Dolphin in consecutive seasons, surpassing the previous best of 14, achieved by both Dick Westmoreland (four in 1966, 10 in 1967) and Jake Scott (eight in 1974, six in 1975) . . .

**POSTSEASON HONORS:** Was selected as a starter to the AFC Pro Bowl squad, joining kicker Olindo Mare and linebacker Zach Thomas on the team . . . The three representatives marked Miami's most since the 1995 season when they had four selections . . . It was the first Pro Bowl of Madison's career . . . Overall, he became the fourth Dolphins defensive back to be named, joining Dick Anderson (1972-74), Jake Scott (1971-75), and Tim Foley (1979), and the first cornerback . . . In addition, Madison was a first-team All-Pro selection by the Associated Press, USA Today, Sports Illustrated, The Sporting News, Pro Football Weekly and Football Digest . . . He also was chosen as the NFL Alumni Association's Defensive Back of the Year . . . In a vote of the South Florida media and the fans, Madison was chosen as the team's Dan Marino MVP award winner for 1999 as well . . .

**PLAYER OF THE WEEK:** Was named AFC Defensive Player of the Week three times in 1999 . . . He was cited for his performances in wins vs. Arizona (9/19), at New England (10/17) and vs. Tennessee (11/7) . . . They were the first three AFC weekly honors of his NFL career . . . Since this award was first given out by the NFL in 1984, Madison is just the second player to win it three times in the same season, joining Cincinnati safety David Fulcher, who came away with the award three times in 1989 . . .

**GAME HIGHLIGHTS:** Had three tackles and two interceptions that he returned a total of 29 yards (15 and 14 yards) vs. Arizona (9/19) . . . It marked the third multiple-interception game of his career . . . Was named AFC Defensive Player of the Week his performance, the first such honor of his career . . . Was credited with four tackles at New England (10/17) when he held Patriots wide receiver Terry Glenn without a reception . . . That effort earned Madison his second AFC Defensive Player of the Week Award of the season . . . Had three tackles and three interceptions that he returned a total of 101 yards, including a career-long return of 42 yards, in 17-0 victory vs. Tennessee (11/7) . . . It was the fourth multiple-interception game of his career and marked a new career-high, earning him his third AFC Defensive Player of the Week award of the year . . . His three interceptions tied for the second-most in a game in Dolphins history, a figure achieved seven previous times in the regular season, most recently by Louis Oliver on October 4, 1992 at Buffalo, and eight times overall, including playoffs . . . The three interceptions are surpassed only by the team-record of four, set by Dick Anderson on December 3, 1973 against Pittsburgh . . . Madison's 101 return yards is the fourth-highest single-game total in club history and the most since Oliver amassed a club-record 170 yards in that Bills contest in 1992 . . . Had a season-high eight tackles with an interception and two passes defended vs. New England (11/21) . . . Had three tackles and an interception that he returned 21 yards for a touchdown vs. Indianapolis (12/5) . . . It was the first touchdown of Madison's career and it was the 16th interception of his career, tying him with J.B. Brown for 11th on the Dolphins' all-time list . . . Started both playoff games following the 1999 season at right cornerback . . . Recorded seven tackles and two passes defended.

**1998** – Emerged as one of the best young cornerbacks in the NFL in his first season as a starter . . . Opened all 16 regular season games and both playoff contests at right cornerback . . . Finished the regular season ranked fourth on the team with 59 total tackles . . . Led club with 23 passes defended . . . Tied for team lead, along with Terrell Buckley, and tied for second in the AFC and in the NFL with eight interceptions . . . Also notched one sack during the course of the year . . .

**INTERCEPTIONS:** Picked off eight passes in 1998 (114 yards in returns), seven more than his total from his rookie season of 1997 . . . Eight interceptions also tied for the second-highest single-season total in franchise history, along with Terrell Buckley, trailing only Dick

Westmoreland, who picked off ten passes in 1967:

### DOLPHINS SINGLE-SEASON INTERCEPTION LEADERS

YEAR	PLAYER	INTs	YEAR	PLAYER	INTs
1. 1967	Dick Westmoreland	10	1998	<b>SAM MADISON</b>	<b>8</b>
2. 1966	Willie West	8	1998	Terrell Buckley	8
1968	Dick Anderson	8	9. 1971	Jake Scott	7
1970	Dick Anderson	8	1980	Gerald Small	7
1973	Dick Anderson	8	1999	<b>SAM MADISON</b>	<b>7</b>
1974	Jake Scott	8	2000	Brian Walker	7

In addition, along with Terrell Buckley's eight interceptions, the pair combined for 16 interceptions on the year, the highest figure by a tandem from the same team in the NFL in 1998 and in Dolphins history:

### MOST INTERCEPTIONS BY A DOLPHINS TANDEM IN A SEASON

YEAR	PLAYER	INTs	PLAYER	INTs	TOTAL
1. 1998	<b>SAM MADISON</b>	<b>8</b>	<b>TERRELL BUCKLEY</b>	<b>8</b>	<b>16</b>
2. 1967	Dick Westmoreland	10	Jimmy Warren	4	14
3. 1966	Willie West	8	Jimmy Warren	5	13
1970	Dick Anderson	8	Lloyd Mumphord	5	13
			Jake Scott	5	13

Buckley and Madison's combined interception total is also tied for the ninth highest in the NFL since the 1970 NFL-AFL merger:

### TOP NFL INTERCEPTION TANDEM (SINCE 1970)

TEAM	YEAR	PLAYER	INTS	PLAYER	INTS	TOTAL
1. Dallas	1981	Everson Walls	11	Dennis Thurman	9	20
2. Los Angeles	1976	Monte Jackson	10	Rod Perry	8	18
Houston	1979	Mike Reinfeldt	12	J.C. Wilson	6	18
Seattle	1984	Kenny Easley	10	Dave Brown	8	18
5. Philadelphia	1971	Bill Bradley	11	Leroy Keyes	6	17
Baltimore	1977	Lyle Blackwood	10	Stan White	7	17
Kansas City	1980	Gary Barbaro	10	Eric Harris	7	17
St. Louis	1997	Ryan McNeil	9	Keith Lyle	8	17
9. MIAMI	1998	<b>TERRELL BUCKLEY</b>	<b>8</b>	<b>SAM MADISON</b>	<b>8</b>	<b>16</b>
Detroit	1970	Dick LeBeau	9	Lem Barney	7	16
Kansas City	1974	Emmitt Thomas	12	Kerry Reardon	4	16
Minnesota	1975	Paul Krause	10	Bobby Bryant	6	16
Buffalo	1977	Tony Greene	9	Mario Clark	7	16
Cleveland	1978	Thom Darden	10	Oliver Davis	6	16
Oakland	1980	Lester Hayes	13	Mike Davis	3	16
San Fran.	1981	Dwight Hicks	9	Ronnie Lott	7	16
Green Bay	1984	Tom Flynn	9	Tim Lewis	7	16
San Fran.	1986	Ronnie Lott	10	Tim McKyer	6	16
Chicago	1990	Mark Carrier	10	Lemuel Stinson	6	16

Madison and Buckley, along with Arizona's Kwamie Lassiter, finished the season tied for second in the NFL in interceptions in 1998:



## NFL INTERCEPTION LEADERS IN 1998

PLAYER	TEAM	INTs	YARDS	AVG.	LG	TD
1. Ty Law	New England	9	133	14.8	59t	1
2. <b>SAM MADISON</b>	<b>MIAMI</b>	<b>8</b>	<b>114</b>	<b>14.3</b>	<b>35</b>	<b>0</b>
Terrell Buckley	Miami	8	157	19.8	61	1
Kwamie Lassiter	Arizona	8	80	10.0	29	0
5. Ray Buchanan	Atlanta	7	102	14.6	34	0
Jimmy Hitchcock	Minnesota	7	242	34.6	79t	3
Shawn Springs	Seattle	7	142	20.3	56t	2

**GAME HIGHLIGHTS:** Had two tackles and two passes defended in season-opener at Indianapolis (9/6) . . . In 21-0 shutout win vs. Pittsburgh (9/20), recorded two tackles and five passes defended, including two interceptions for 21 yards, marking the first multiple-interception game of his career . . . Was awarded a defensive game ball for his performance in the Steelers game . . . Notched two tackles and two passes defended, including an interception, vs. Indianapolis (11/8), and earned a game ball . . . Recorded seven tackles and two interceptions in Monday night game at New England (11/23), when he returned a pair of Drew Bledsoe passes a total of 58 yards, including a long return of 31 . . . Received a game ball vs. New Orleans (11/29) when he tallied three tackles and an interception . . . Had three tackles, a sack and three passes defended, including an interception, at Oakland (12/6) . . . The sack, a 6-yard loss of Raiders QB Donald Hollas, was the first of his career . . . Was awarded a defensive game ball in the Raiders contest . . . Posted eight tackles and three passes defended, including an interception of a John Elway pass that he returned a season-long 35 yards, in Monday night win over Denver (12/21) . . . Wrapped up the season with nine tackles in finale at Atlanta (12/27) . . . Started both playoff games following the 1998 season at right cornerback . . . Finished third on the team with ten total tackles. . . Tied for first with two passes defended . . . Registered six tackles in First-Round win vs. Buffalo (1/2/99) . . .

**POSTSEASON HONORS:** Following the 1998 season, was named a first-team All-Pro by Sports Illustrated, a second-team Associated Press All-Pro, a first-team All-AFC selection by Football News, and a second-team All-Pro choice by Football Digest.

**1997** – Played in 14 games with three starts in rookie season . . . Finished with 20 tackles (16 solo), an interception, four passes defended and a forced fumble . . . Added one stop on special teams . . . Missed two games during the preseason schedule . . . Underwent arthroscopic surgery on July 30 for the removal of a loose body from his left ankle that was causing irritation and discomfort . . . Surgery was performed at HealthSouth Doctor's Hospital in Coral Gables by Dr. John Uribe and Dr. Dan Kanell . . . Made NFL debut in a reserve role in season-opener vs. Indianapolis (8/31) . . . Recorded four tackles vs. N.Y. Jets (11/9) . . . Had two tackles and a pass defended vs. Buffalo (11/17) . . . Made his initial NFL start, at right cornerback, at New England (11/23) . . . Also started the following week at Oakland (11/30), and came up with two tackles and two passes defended, including the first interception of his career, returning a Jeff George pass 21 yards . . . Played sparingly in a reserve role vs. Detroit (12/7) due to right ankle injury . . . Did not play the following week at Indianapolis (12/14) due to soreness in the ankle . . . Returned to starting lineup at right cornerback for season finale vs. New England (12/22), and tallied a season-high six tackles, which led the team that night . . . Also forced a fumble in the game . . . Opened at right cornerback in First-Round Playoff game at New England (12/28) and posted three tackles and a pass defended . . . Second-round draft choice (44th overall) by Miami in 1997.

## COLLEGE

Was a four-year letterman (1993-96) and three-year starter for the Cardinals . . . Set Louisville career records for interceptions (16) and passes defended (44) . . . Named a second-team All-America and first-team All-Conference USA pick as a senior . . . Finished with 52 tackles, two sacks, six interceptions (including one for a TD) and 16 passes defended . . . Added three receptions for 143 yards and a touchdown, and returned two kickoffs for 42 yards . . . Had a 41-yard interception return for a touchdown against Kentucky his senior season . . . Had a 51-yard scoring reception against Michigan State that year as well . . . Was a third-team All-America selection his junior season . . . Registered 65 tackles, two sacks, 13 passes defended and seven interceptions, which ranked fourth in the nation . . . Seven interceptions were one shy of the school record of eight held by current Atlanta Falcon Ray Buchanan . . . Started

every game as a sophomore and recorded 67 tackles, two forced fumbles, 11 passes defended and an interception . . . Saw action in a reserve role at wide receiver and cornerback as a redshirt freshman, when he finished with 17 tackles, a fumble recovery, four passes defended and an interception . . . Redshirted as a freshman . . . Majored in justice administration.

## PERSONAL

Single, resides in Fort Lauderdale, Fla . . . Attended Florida A&M High School in Tallahassee, where he played wide receiver and defensive back . . . Also lettered in basketball, baseball and track and field . . . Advanced to the state finals in the triple jump and long jump . . . Lists "Boyz n The Hood" as favorite movie, "Martin" as favorite television show, and Tupac Shakur as favorite recording artist . . . Along with the other Dolphins defensive backs, has been part of the "Prudential/No Passing Zone" program each of the past four years in which each member donated three tickets for every home game to the Boys and Girls Clubs of Broward County . . . Assisted in building houses in Miami for Habitat for Humanity during each of the past three offseasons . . . Personally donated money to help build both homes as part of the Habitat for Humanity "Home Team" . . . Was part of a defensive backfield that won the team's Community Service Award for 1999 . . . In 2000, formed his own charitable organization called "Madison Avenue for Kids" . . . Rap star Trick Daddy is wearing Madison's jersey No. 29 on the cover of the performer's most recent album . . . Full name is Samuel A. Madison, Jr., born April 23, 1974 in Thomasville, Georgia.

## SAM MADISON'S NFL REGULAR SEASON STATISTICS

YEAR	TEAM	G-S	TACK.	ASST.	TOTAL	FUM. REC.	INT.	YDS.	LG	TD
1997	Miami	14-3	16	4	20	0	1	21	21	0
1998	Miami	16-16	43	16	59	0	8	114	35	0
1999	Miami	16-16	43	9	52	0	7	164	42	1
2000	Miami	16-16	38	2	40	2	5	80	34	0
<b>4-YEAR TOTALS</b>		<b>62-51</b>	<b>140</b>	<b>31</b>	<b>171</b>	<b>2</b>	<b>21</b>	<b>379</b>	<b>42</b>	<b>1</b>

## SAM MADISON'S NFL PLAYOFF STATISTICS

YEAR	TEAM	G-S	TACK.	ASST.	TOTAL	FUM. REC.	INT.	YDS.	LG	TD
1997	Miami	1-1	1	2	3	0	0	0	0	0
1998	Miami	2-2	8	2	10	0	0	0	0	0
1999	Miami	2-2	6	1	7	0	0	0	0	0
2000	Miami	2-2	6	2	8	0	0	0	0	0
<b>PLAYOFF TOTALS</b>		<b>7-7</b>	<b>21</b>	<b>7</b>	<b>28</b>	<b>0</b>	<b>0</b>	<b>0</b>	<b>0</b>	<b>0</b>

## ADDITIONAL STATS

**Fumble Returned For Touchdown:** 20 yards vs. Buffalo (10/8/00)

**Passes Defended:** 4 in 1997, 23 in 1998, 15 in 1999, 16 in 2000 for total of 58 (P-6)

**Sacks:** 1 in 1998

**Forced Fumbles:** 1 in 1997, 3 in 2000 for total of 4

**Special Teams Tackles:** 1 in 1997

## SINGLE-GAME CAREER-HIGHS

**Most Interceptions:**

- 3 vs. Tennessee, 11/7/99
- 2 vs. Pittsburgh, 9/20/98
- 2 at New England, 11/23/98
- 2 vs. Arizona, 9/19/99
- 2 vs. Seattle, 9/3/00

**Most Interception Return Yards:**

- 101 vs. Tennessee, 11/7/99
- 58 at New England, 11/23/98
- 38 vs. Seattle, 9/3/00

**Longest Interception Returns:**

- 42 vs. Tennessee, 11/7/99
- 35 vs. Denver, 12/21/98
- 34 vs. Seattle, 9/3/00





# OLINDO MARE

## Kicker

**5-10 · 195**  
**Born: 6/6/73**  
**College: Syracuse '96**  
**Acquired: FA, 1997 · Signed Through: 2006**  
**NFL: Fifth Season · Dolphins: Fifth Season**

10

### PRO CAREER

**2000** — Was re-signed to a six-year contract through the 2006 season on March 1, 2001 . . . Converted 28 of 31 field goals and 33 of 34 PATs for a team-leading 117 points in 2000 . . . Point total ranked fourth in the AFC and ninth in the NFL . . . 90.3% success rate on field goals not only marked a new team single-season standard, but also was third-best in the AFC and fifth in the NFL . . . Of his 72 kickoffs, seven went for touchbacks . . . Also had three tackles on kickoff coverage . . .

**SCORING:** On December 10 against Tampa Bay at Pro Player Stadium, went over the 100-point plateau for the season, marking the second straight year and third time in his NFL career that he attained this mark . . . Also became the first Dolphin to post consecutive 100-point seasons since Pete Stoyanovich had six in-a-row from 1990-95 . . . Garo Yepremian (3, 1971-73) is the only other Dolphin to have three or more 100 point seasons . . . Point total in 2000 is tied for the fifth-highest single-season point figure in club history, and Mare now owns three of the seven highest single-season point totals in franchise history:

### FIN FACT

Olindo earned a scholarship to Syracuse after he and his father, Gino, sent out tapes of him kicking the ball on an empty field at light posts.

### MIAMI DOLPHINS SINGLE-SEASON SCORING LEADERS

PLAYER	YEAR	POINTS
1. OLINDO MARE	1999	144
2. Pete Stoyanovich	1992	124
3. Pete Stoyanovich	1991	121
4. Pete Stoyanovich	1995	118
5. Garo Yepremian	1971	117
OLINDO MARE	1997	117
OLINDO MARE	2000	117

**FREQUENCY:** In his career, Mare has kicked four or more field goals in a game nine times, including once in 2000 . . . Overall the Dolphins are 7-2 in those nine games, including a 1-0 mark in 2000 . . . He has accounted for three or more field goals in a game 18 times during the regular season and 19 occasions overall, including playoffs, and the Dolphins are 15-3 in such games in the regular season and 16-3 including playoffs . . . Mare kicked three or more field goals in a game four times in 2000 and the Dolphins were 3-1 in those instances . . .

**FIELD GOALS:** Mare's 28 field goals in 2000 were second in the AFC and tied for fifth in the NFL . . . In addition, it tied for the fourth-highest single-season total in Dolphins history . . . Mare now owns three of the six highest single-season field goal totals in club history:

### MIAMI DOLPHINS SINGLE-SEASON FIELD GOAL LEADERS

PLAYER	YEAR	FIELD GOALS
1. OLINDO MARE	1999	39
2. Pete Stoyanovich	1991	31
3. Pete Stoyanovich	1992	30
Garo Yepremian	1971	28
OLINDO MARE	1997	28
OLINDO MARE	2000	28

In his career, Mare has made good on 117 field goals, the third-highest total in franchise history:

### MIAMI DOLPHINS ALL-TIME FIELD GOAL LEADERS

PLAYER	YEAR	FIELD GOALS
1. Pete Stoyanovich	1989-95	176
2. Garo Yepremian	1970-78	165
3. <b>OLINDO MARE</b>	<b>1997-00</b>	<b>117</b>

**ACCURACY:** On the year, Mare hit on 28 of his 31 attempts, a success rate of 90.3% . . . That figure eclipsed the club's single-season record of 84.8%, which was first set by Mare (39 of 46) in 1999 . . . Mare's only misses in 2000 were a 36-yard attempt at the N.Y. Jets (10/23), and attempts from 47 and 28 yards in the season finale at New England (12/24) . . . In his career, Mare now has connected on 117 of his 140 field goal attempts in his career . . . This field goal accuracy rate of .836 is the best in Dolphins history:

### MIAMI DOLPHINS ALL-TIME LEADERS IN FIELD GOAL ACCURACY

PLAYER	YEARS	FG	FGA	PCT.
1. <b>OLINDO MARE</b>	<b>1997-00</b>	<b>117</b>	<b>140</b>	<b>.836</b>
2. Pete Stoyanovich	1989-95	176	222	.793
3. Fuad Reveiz	1985-88	53	72	.736
4. Garo Yepremian	1970-78	165	242	.682
5. Uwe von Schamann	1979-84	101	149	.678

By converting the 100th field goal of his career on October 23, 2000 at the New York Jets, Mare qualified among the NFL's all-time leaders in field goal accuracy, and currently stands second in that category, trailing only Green Bay's Ryan Longwell . . . Mare reached the 100 field goal-made mark with a 42-yarder in the second quarter against the Jets . . . The following is the current list of the NFL's all-time leaders in this category:

### NFL'S ALL-TIME LEADERS IN FIELD GOAL ACCURACY

PLAYER	TEAM(S)	FG	FGA	PCT.
1. Ryan Longwell*	Green Bay	111	131	.847
2. <b>OLINDO MARE*</b>	<b>MIAMI</b>	<b>117</b>	<b>140</b>	<b>.836</b>
3. Mike Hollis*	Jacksonville	157	189	.831
4. John Carney*	T.B., Rams, S.D.	263	325	.809
5. Jason Hanson*	Detroit	218	271	.804
6. Todd Peterson*	Ariz., Sea., K.C.	143	178	.803

\* - Active

In 2000, Mare connected on all 13 of his attempts during the regular season at Pro Player Stadium . . . He enters the 2001 season having converted each of his last 14 attempts during the regular season at Pro Player Stadium . . . In his career, he has converted 64 of 71 field goal attempts during the regular season at Pro Player Stadium, a success rate of 90.1% . . . In addition, he is 113 of 130 (86.9%) in his career from less than 50 yards away, and he has made 44 of his last 46 attempts from less than 40 yards away dating back to 1998 . . .

**CONSECUTIVE FIELD GOALS:** After connecting on each of his first 11 attempts of the 2000 season, Mare missed wide left on a 44-yard attempt in the second quarter of a Monday night game at N.Y. Jets (10/23) . . . Following that miss, he went on to convert each of his next 16 attempts, ending with a 47-yard attempt that went wide right in the third quarter of the season finale at New England (12/24) . . . That streak of 16 straight successful field goals is tied for the second-longest streak in club history, along with Garo Yepremian . . . Mare holds the record with 19 consecutive successful field goals, a feat he achieved in 1999:



## MOST CONSECUTIVE FIELD GOALS IN DOLPHINS HISTORY

PLAYER	STREAK	GAMES, YEAR
1. <b>OLINDO MARE</b>	19	3-7, 1999
2. Garo Yepremian	16	8-16, 1978
<b>OLINDO MARE</b>	16	8-16, 2000

**LONG FIELD GOALS:** With five field goals of 50 yards or longer in his career, Mare is tied with Garo Yepremian for second on the Dolphins' all-time list in this category:

## DOLPHINS KICKERS WITH FIELD GOALS OF 50 OR MORE YARDS

PLAYER	DATE	OPPONENT	DISTANCE
Pete Stoyanovich	November 12, 1989	at New York Jets	59
	January 5, 1991	Kansas City	58*
	September 27, 1992	at Seattle	53
	September 29, 1991	at New York Jets	53
	October 28, 1990	at Indianapolis	53
	October 10, 1993	at Cleveland	52
	November 22, 1992	Houston	52
	September 22, 1991	Green Bay	52
	October 8, 1995	Indianapolis	51
	January 17, 1993	Buffalo	51*
	September 23, 1990	at New York Giants	51
	November 16, 1992	Buffalo	50
	December 9, 1991	Cincinnati	50
	December 27, 1993	at San Diego	50
	October 30, 1994	at New England	50
	December 17, 1995	at Buffalo	50
<b>OLINDO MARE</b>	<b>OCTOBER 24, 1999</b>	<b>PHILADELPHIA</b>	<b>54</b>
	<b>OCTOBER 17, 1999</b>	<b>AT NEW ENGLAND</b>	<b>53</b>
	<b>SEPTEMBER 19, 1999</b>	<b>ARIZONA</b>	<b>51</b>
	<b>DECEMBER 22, 1997</b>	<b>NEW ENGLAND</b>	<b>50</b>
	<b>JANUARY 9, 2000</b>	<b>AT SEATTLE</b>	<b>50*</b>
Garo Yepremian	October 22, 1972	Buffalo	54
	September 16, 1973	San Francisco	53
	December 5, 1976	Buffalo	53
	October 1, 1972	at Minnesota	51
	December 16, 1972	Baltimore	50
Uwe von Schamann	October 21, 1979	at New England	53
	November 13, 1983	at New England	52
	September 4, 1983	at Buffalo	50
Fuad Reveiz	November 16, 1986	at Buffalo	52
	January 4, 1986	Cleveland	51*

\* Playoff game

**GAME-WINNING KICKS:** In the 2000 regular season finale at New England (12/24), Mare kicked a 49-yard field goal with nine seconds to play in regulation, giving the Dolphins a 27-24 victory which clinched the AFC East title . . . It was Mare's first fourth-quarter (or overtime) game-winning kick of the season and the sixth of his four-year NFL career . . . He is six of seven in game-winning or tying situations in the fourth quarter in his career, having missed only on a 54-yard attempt at Jacksonville on October 12, 1998, with the score tied at 21 apiece with 2:44 remaining, in a contest that the Jaguars would go on to win, 28-21 . . .

## MARE'S GAME-TYING OR WINNING FOURTH QUARTER OR OVERTIME KICKS

DATE	OPPONENT	SITUATION	LENGTH OF FIELD GOAL	W/L	FINAL SCORE
9/7/97	Tennessee	Tied 13-13 with 12:45 left in overtime	29 yards	W	16-13 (OT)
10/5/97	Kansas City	Tied at 14-14 with 5:40 left in regulation	26 yards	W	17-14
12/7/97	Detroit	Tied at 30-30 with :04 left in regulation	42 yards	W	33-30
10/25/98	New England	Miami trailing 9-6 with :49 left in regulation	25 yards		
		Tied at 9-9 with 10:24 left in overtime	43 yards	W	12-9 (OT)
12/5/99	Indianapolis	Miami trailing 34-31 with :36 left in regulation	32 yards	L	34-37
12/19/99	San Diego	Miami trailing 9-6 with 6:06 left in regulation	30 yards		
		Tied at 9-9 with 3:22 left in regulation	31 yards	W	12-9
12/24/00	New England	Tied at 24-24 with :09 left in regulation	49 yards	W	27-24

**2000 POSTSEASON HONORS:** Following the season, Mare was an All-Pro selection by USA Today . . .

**2000 GAME HIGHLIGHTS – VS. SEATTLE (SEPT. 3):** Posted 12 points on 3-3 FGs, including a long of 48, and 2-2 PATs . . . 48-yarder represented his second-longest kick of the season and is tied for the sixth-longest of his career . . .

**AT N.Y. JETS (OCT. 23):** Recorded 13 points on 3-4 FGs and 4-4 PATs . . . Had two field goals of longer than 40 yards (42,44) . . . His 42-yarder was the 100th field goal of his career and qualified him among the NFL's all-time leaders in field goal accuracy . . .

**AT DETROIT (NOV. 5):** Notched 11 points on 3-3 FGs and 2-2 PATs . . . Had a pair of field goals of at least 40 yards (40,41) . . .

**AT BUFFALO (DEC. 3):** Registered a season-high 15 points on 4-4 FGs and 3-3 PATs . . . Point total also tied for the second-highest output of his career . . . Four field goals marked a season-best and tied for the second-highest single-game total of his career, while also tying for the third-highest single-game total in club history . . .

**AT NEW ENGLAND (DEC. 24):** Scored nine points on 2-4 FGs and 3-3 PATs . . . Hit first attempt of the game, from 47 yards out, to extend his streak of successful field goals to 16, tied for the second-longest in Dolphins history . . . Streak was snapped when he missed wide right on a 47-yard attempt in the third quarter, just his second miss of the season . . . Missed wide left on a 28-yard attempt in the fourth quarter, the shortest miss of his NFL career . . . With the score tied at 24 apiece with nine seconds to play, came on to convert a season-long 49-yarder to give the Dolphins a 27-24 victory and the AFC East title . . . It was his first fourth quarter or overtime game-winning kick of the year and the sixth of his career . . . Of the six, it marked his longest . . .

**PLAYOFFS:** Hit on 1-2 FGs and 2-2 PATs in the playoffs following the 2000 season . . . Missed a 38-yarder and made good from 38 yards in First-Round victory vs. Indianapolis (12/30) . . . Did not have an attempt in Divisional contest at Oakland (1/6/01) . . . In his career, has played in five postseason games and has accounted for 25 points on 4-4 PATs and 7-8 field goals with a long of 50.

**1999 –** Had the most prolific career of any kicker in Dolphins history . . . Converted 39 of his 46 field goal attempts for a success rate of 84.8%, including a long kick of 54 yards . . . His 39 field goals and 84.8% accuracy mark both were team single-season records (accuracy mark now second) . . . Field goal total also represented a new NFL single-season record and were the most in the league in 1999. . . It was the third time that a Dolphin led or shared the NFL lead in field goals . . . Pete Stoyanovich twice tied with Chip Lohmiller for that distinction, with 31 in 1991 and 30 in 1992 . . . Overall on the year, hit on three field goals of 50 yards or longer . . . Connected on all 27 of his PATs, giving him 144 points for the season, establishing a new club single-season standard in that category as well . . . Point total was second-most in



the NFL in 1999, one point shy of Indianapolis' Mike Vanderjagt, who had 145 . . . In addition 20 of his 84 kickoffs went for touchbacks, the second-most touchbacks in the NFL in 1999, trailing only Jacksonville's Steve Lindsey, who had 22 . . . Also recorded four tackles on special teams and punted once for 36 yards . . .

**POINTS:** Posted a Dolphins single-season record 144 points in 1999, eclipsing the old mark of 124, first set by Pete Stoyanovich in 1992. . . Mare notched a season-high 21 points on October 17 at New England . . . That total is the third-most in a game in Dolphins history and is the most by a kicker . . . It trails the team-record 24 accounted for by both Paul Warfield (vs. Detroit, 12/15/73) and Mark Ingram (at N.Y. Jets, 11/27/94) . . . In addition, his 144 points are tied for the seventh-most by an NFL player in a season without scoring a touchdown:

#### NFL SINGLE-SEASON SCORING LEADERS WITHOUT A TOUCHDOWN

PLAYER	TEAM	YEAR	POINTS
1. Gary Anderson	Minnesota	1998	164
2. Mark Moseley	Washington	1983	161
3. Chip Lohmiller	Washington	1991	149
4. Jim Turner	N.Y. Jets	1968	145
John Kasay	Carolina	1996	145
Mike Vanderjagt	Indianapolis	1999	145
7. <b>OLINDO MARE</b>	<b>MIAMI</b>	<b>1999</b>	<b>144</b>
Kevin Butler	Chicago	1985	144

**FIELD GOALS:** In 1999, Mare broke the Dolphins and NFL single-season record for field goals with 39 . . . The club record had been held by Pete Stoyanovich, who kicked 31 in 1991 . . . The NFL mark had been held by John Kasay, who booted 37 with Carolina in 1996:

#### NFL SINGLE SEASON FIELD GOAL LEADERS

PLAYER	TEAM	YEAR	FIELD GOALS
1. <b>OLINDO MARE</b>	<b>MIAMI</b>	<b>1999</b>	<b>39</b>
2. John Kasay	Carolina	1996	37
3. Cary Blanchard	Indianapolis	1996	36
Al Del Greco	Tennessee	1998	36
5. Ali Haji-Sheikh	N.Y. Giants	1983	35
Jeff Jaeger	L.A. Raiders	1993	35
Gary Anderson	Minnesota	1998	35
Matt Stover	Baltimore	2000	35

Mare's season-high for field goals came in the Dolphins' 31-30 victory at New England on October 17, when he converted all six of his attempts . . . His total of six made in that game is a Dolphins single-game record, surpassing the old mark of five, previously held by Garo Yepremian, who achieved the feat at Buffalo on September 26, 1971 . . . The six field goals are tied for the fourth-most in a game in NFL history:

#### MOST FIELD GOALS IN A GAME IN NFL HISTORY

PLAYER	TEAM	DATE	OPPONENT	FIELD GOALS
1. Jim Bakken	St. Louis Cardinals	9/24/67	Pittsburgh	7
Rich Karlis	Minnesota	11/5/89 (OT)	L.A. Rams	7
Chris Boniol	Dallas	11/18/96	Green Bay	7
4. <b>OLINDO MARE</b>	<b>MIAMI</b>	<b>10/17/99</b>	<b>AT NEW ENGLAND</b>	<b>6</b>
18 other times				6

In addition, four of his field goals in the Patriots game were from 40 yards or longer, tying the NFL record for the most field goals from that distance in a game in NFL annals, a mark which had last been achieved by Washington's Chip Lohmiller at Dallas on September 9, 1991 . . . The Patriots game was Mare's fourth straight with four or more field goals, setting a new NFL record and breaking the old mark of three, which had been held by Boston's Gino Cappelletti (1964), the Jets' Jim Turner (1968), Houston's Al Del Greco (1993) and Minnesota's Fuad Revez (1994) . . .

**CONSECUTIVE FIELD GOALS:** Starting with Miami's third game of 1999, on October 4 against Buffalo, through the their seventh contest, on October 31 at Oakland, Mare converted a club-record 19 straight field goals, eclipsing the previous team mark of 16, first set by Garo Yepremian in 1978 (games 8-16) . . . Mare's record streak started with a 30-yard field goal in the Bills contest and ended when a 46-yarder in the Raiders game missed wide right . . . He tied Yepremian's record of 16 with a 37-yard field goal against Philadelphia on October 24, and set the mark with a 54-yard field goal on his next attempt in the Eagles game . . . Mare also tied the club record for consecutive games with a field goal, when he accounted for a field goal in 20 consecutive games, starting with the Dolphins' seventh game of 1998, on October 25 against New England, through Miami's tenth game of 1999, on November 21 against New England . . . He tied the record first set by Yepremian, who achieved the feat from 1970-72 . . . Mare's streak ended on Thanksgiving Day at Dallas, on November 25, when he missed all three field goal attempts . . .

**LONG FIELD GOALS:** Including playoffs, Mare converted four field goals of 50 yards or longer in 1999 . . . His four field goals of 50 yards or longer is tied for the most ever by a Dolphins kicker from that distance in a season, along with Pete Stoyanovich, who did it in 1991 . . . Mare's 54-yard field goal on October 24, 1999 against Philadelphia is the longest of his career, is tied for the second-longest by a Dolphin in the regular season and tied for the third-longest overall, including playoffs . . . With his 53-yarder the previous week at New England, Mare owns two of the five longest field goals in club history:

#### LONGEST FIELD GOALS BY A DOLPHIN

PLAYER	DATE	OPPONENT	DISTANCE
1. Pete Stoyanovich	11/12/89	at N.Y. Jets	59
2. Pete Stoyanovich	1/5/91	vs. Kansas City*	58
3. Garo Yepremian	10/22/72	vs. Buffalo	54
<b>OLINDO MARE</b>	<b>10/24/99</b>	<b>VS. PHILADELPHIA</b>	<b>54</b>
<b>5. OLINDO MARE</b>	<b>10/17/99</b>	<b>AT NEW ENGLAND</b>	<b>53</b>
Six other times			53

\* Playoff game

**PLAYER OF THE WEEK/MONTH:** In 1999, Mare was selected as the AFC Special Teams Player of the Week on two occasions . . . He was cited for his performance in Miami's 31-30 victory over the Patriots in New England on October 17 . . . It was the first NFL weekly honor of his career and it marked the first time a Dolphins kicker had won such an award since Joe Nedney did it in week 16 of the 1996 season . . . He also was selected following Miami's 12-9 victory over San Diego on December 19 when his four field goals accounted for all of the Dolphins' points . . . In addition, Mare was named the AFC Special Teams Player of the Month for October during which time he posted 65 points on 20 of 21 field goals, including a long of 54 . . . During this five-game span, he accounted for at least three field goals in all five contests, including four in three outings . . . He is the first Dolphin ever to win AFC Special Teams Player of the Month honors . . .

**POSTSEASON HONORS:** Mare was voted to the first Pro Bowl of his career following the 1999 season . . . He joined fellow Dolphins, CB Sam Madison and LB Zach Thomas on the team . . . The three selections marked Miami's most since the 1995 season when the club had four players chosen . . . Mare became the second Dolphins kicker ever to be selected, joining Garo Yepremian, who was a member of the AFC squad in 1978 . . . In addition, he became only the third Dolphins special teams player (now four) to be selected, along with P Reggie Roby, who made the AFC team in 1984 and 1989 . . . Mare was named a first-team All-Pro by the Associated Press, USA Today, The Sporting News, Football Digest, Pro Football Weekly, and College & Pro Football Newsweekly . . . Mare also was named the NFL Alumni Association's Special Teams Player of the Year for 1999 . . .

**GAME HIGHLIGHTS - VS. ARIZONA (SEPT. 19):** Scored 13 points by converting four of his five field goals and his only PAT . . . Hit on field goals of 39, 51, 48 and 44 yards . . . Missed from 42 yards away . . . His four field goals are tied for the second-highest total of his career and are tied for the third-most ever by a Dolphin in a game . . . The 51-yarder was a career-long at the time and now is the third-longest of his career . . . It was the first time in Mare's career that he converted three field goals of 40 yards or longer in a game . . .

**VS. BUFFALO (OCT. 4):** Notched 12 points as he connected on all four of his field goal attempts, from 30, 44, 26 and 26 yards away . . . The four field goals matched his single-game career-high at the time and now is tied for the second-best of his career and the third-most by a Dolphin . . .



**AT INDIANAPOLIS (OCT. 10):** Had his third straight game with four or more field goals, tying the NFL record also held by Boston's Gino Cappelletti (1964), the Jets' Jim Turner (1968), Houston's Al Del Greco (1993) and Minnesota's Fuad Reveiz (1994) ... Hit field goals from 37, 27, 21 and 43 yards out, and accounted for 14 points on the day ... His 43-yarder with 3:20 to play brought the Dolphins to within six points of the lead at 31-25, as Miami went on for a 34-31 victory ...

**AT NEW ENGLAND (OCT. 17):** Posted a career-high 19 points on 6-6 field goals and 1-1 PATs ... Connected from 20, 33, 45, 45, 41 and 53 yards out ... His point total is the most-ever by a Dolphins kicker in a game, and is third-most overall, trailing only the 24 points accounted for by both Paul Warfield (vs. Detroit, 12/15/73) and Mark Ingram (vs. N.Y. Jets, 11/27/94) ... His six field goals marked a new Dolphins single-game record, surpassing the old standard of five, first set by Garo Yepremian on September 26, 1971 at Buffalo ... It also tied for the fourth-highest single-game total in NFL history, trailing only the seven accounted for by three different players ... It was the fourth consecutive contest in which Mare converted four or more field goals, establishing a new NFL record ... His 53-yard field goal is the second-longest of his career, is the tied for the fourth-longest in club history during the regular season, and tied for fifth overall, including playoffs ... In addition, that 53-yard kick came with 2:45 to play and brought the Dolphins to within five points of the lead at 30-25, as they went on for a 31-30 victory ... It was the first time in Mare's career that he connected on four field goals of 40 yards or longer, and the second time that he hit three or more from that distance ...

**VS. PHILADELPHIA (OCT. 24):** Registered ten points on 3-3 field goals, as he made good from 37, 37 and 54 yards out, and 1-1 PATs ... His final field goal in that game was a career-long 54-yarder, tying for the second-longest in Dolphins history during the regular season, and tied for third overall, including playoffs ... In addition, it was the second-longest field goal in the NFL in 1999, trailing only a 55-yarder by Denver's Jason Elam ... The 54-yarder also was his 17th consecutive successful field goal, establishing a new Dolphins record previously held by Garo Yepremian, who connected on 16 straight in 1978 (games 8-16) ...

**AT OAKLAND (OCT. 31):** Scored ten points by hitting on 3-4 field goals and 1-1 PATs ... Field goals came from 21, 34 and 44 yards away ... Missed wide right on his third attempt of the game, a 46-yarder, snapping a string of 19 straight successful field goals, a new Dolphins record ...

**VS. NEW ENGLAND (NOV. 21):** Converted both field goal attempts (19 and 23 yards) and all three PATs ... It marked the 20th straight game dating back to 1998 that Mare had accounted for a field goal, tying Garo Yepremian's club record ...

**VS. INDIANAPOLIS (DEC. 5):** Posted ten points on 2-2 field goals and 4-4 PATs ... His second field goal in the game, a 32-yarder with 36 seconds to play, was his 31st of the season, tying Pete Stoyanovich's club single-season record that Stoyanovich had set in 1991 ... The field goal also tied the game at 34-34, although the Colts went on for a 37-34 victory with a field goal on the last play of regulation ...

**AT N.Y. JETS (DEC. 12):** Recorded eight points on 2-2 field goals and 2-2 PATs ... Connected on field goals of 24 and 33 yards out ... His first field goal of the game, a 24-yarder with 2:48 to play in the first quarter, was his 32nd of the season, breaking Pete Stoyanovich's club single-season field goal record of 31, which Stoyanovich had set in 1991 ...

**VS. SAN DIEGO (DEC. 19):** Amassed 12 points on 4-4 field goals, as he hit from 32, 21, 30 and 31 yards out ... His 30-yard field goal with 6:06 remaining in the game tied the game at 9-9, while his 31-yarder with 3:22 left provided the Dolphins with the winning margin in a 12-9 victory ... It was Mare's first game-winning kick of the season and the fifth of his career ... The 31-yarder also was his 37th field goal of the year, tying the NFL single-season record for field goals, which was first set by Carolina's John Kasay in 1996 ... Mare's first field goal of the game, a 32-yarder in the first quarter, gave him 124 points on the season, tying Pete Stoyanovich's club record for most in a season (1992) ... His second field goal of the game, a 21-yarder in the second quarter, broke Pete Stoyanovich's record ...

**VS. N.Y. JETS (DEC. 27):** Was 1-2 on field goals and 4-4 PATs, for a total of seven points ... His 37-yard field goal was his 38th of the season, eclipsing John Kasay's NFL single-season record of 37 field goals that Kasay set in 1996 ...

**PLAYOFFS:** Appeared in both playoff games following the 1999 season ... Registered nine points on 2-2 field goals and 3-3 PATs ... Both field goals came in First-Round victory at Seattle (1/9), from 32 and 50 yards out ... Two field goals are tied for the third-most ever by a Dolphin in a playoff game ... The 50-yard field goal is the fourth-longest in Dolphins postseason history and is the longest by a Dolphin in the playoffs since Pete Stoyanovich hit a 51-yarder in the AFC Championship game on January 17, 1993 against Buffalo.

**1998** - Played in all 16 regular season games and both playoff contests ... Turned in an excellent sophomore season by converting 33 of his 34 PATs and 22 of his 27 field goals,

including a long kick of 48 ... Led the Dolphins and tied for tenth in the AFC in scoring with 99 points ... Also punted three times for a 38.3-yard average with a long of 43 on the year ... Accounted for two successful inside kicks on the season ... Went through a stretch of seven games (7-13) where he connected on 14 consecutive field goals ... On the year, 13 of his 72 kickoffs went for touchbacks, placing him in a tie for third in the AFC for touchbacks ... Also registered four special teams tackles during the course of the season ...

**GAME HIGHLIGHTS:** Notched seven points in Miami's 13-7 win vs. Buffalo (9/13) when he connected on both field goals (33 and 27 yards) and his only PAT ... Hit his only field goal attempt at N.Y. Jets (10/4), from 46 yards out, marking his third-longest field goal of the season ... Punted three times for 115 yards, a 38.3-yard average with a long of 43 in Monday night game at Jacksonville after punter Klaus Wilmsmeyer sustained a right groin strain ... Hit on all four of his field goals vs. New England (10/25) ... Those four field goals started a string in which he converted 14 consecutive field goals ... In fact, accounted for all 12 of Miami's points in the club's 12-9 overtime victory ... First field goal in that game was from 48 yards out, his longest of the season ... Connected on a 25-yarder with 49 seconds left in regulation, tying the game at nine and sending it into overtime ... Hit a 43-yard field goal 4:36 into the overtime period to give the Dolphins a 12-9 victory ... It marked the fourth game-winning field goal of his career and his second in overtime ... Was awarded a special teams game ball for his performance in the Patriots game ... Scored 12 points vs. New Orleans (11/29), hitting on all three PATs and all three field goals, from 27, 32 and 34 yards out ... Connected on two of four field goals at Oakland (12/6) ... Hit his first attempt of the game, a 25-yarder with 3:36 to play in the first quarter, extending his consecutive field goal streak to 14, two shy of Garo Yepremian's club record of 16 straight, which was established in 1978 ... Missed wide right on a 46-yard attempt in the second quarter to end the streak at 14 ... Had a successful inside kick in games vs. N.Y. Jets (12/13) and at Atlanta (12/27).

**1997** – Played in all 16 games as first-year player ... Led the Dolphins in scoring with 117 points, with 28 of 36 on field goal attempts and 33 of 33 on PATs ... On the year, 21 of his 78 kickoffs went for touchbacks, the second-most touchbacks by a kicker in the AFC and tied for fourth in the NFL ... Strong leg on kickoffs helped the Dolphins achieve a 23.9 for their opponents' average drive start, tied for first in the AFC and sixth in the NFL ... Point total tied for fourth in the AFC and was tied for the fourth-highest single season scoring total ever by a Dolphin (now tied for fifth) ... Mare's point total was the most ever by a Dolphins rookie or first-year player ... In addition, Mare's 28 field goals was the highest single-season total for a rookie or first-year player in club history, surpassing the former mark of 22, achieved by Fuad Reveiz in 1985 ... Mare's 28 field goals tied with Garo Yepremian (1971) for the third-highest single-season total in franchise history to that point (now fourth):

#### DOLPHINS KICKING RECORDS FOR ROOKIES OR FIRST-YEAR PLAYERS

MOST POINTS			MOST FIELD GOALS		
PLAYER	YEAR	POINTS	PLAYER	YEAR	FGs
1. OLINDO MARE	1997	117	1. OLINDO MARE	1997	28
2. Fuad Reveiz	1985	116	2. Fuad Reveiz	1985	22
3. Uwe von Schamann	1979	99	3. Uwe von Schamann	1979	21
4. Pete Stoyanovich	1989	95	4. Pete Stoyanovich	1989	19
5. Joe Nedney	1996	89	5. Joe Nedney	1996	18

**GAME HIGHLIGHTS:** Made his NFL debut in season opener vs. Indianapolis (8/31) and scored ten points, going three of three in field goals and hitting on his only PAT ... Field goals were from 23, 34 and 19 yards out ... Was called upon for punting duties after John Kidd sustained a right hamstring injury after his first punt of the game ... Came on and punted five times for a 47.0-yard average with a long of 53 ... Two of his punts were downed inside the five yard line ... It marked the first time that a non-punter punted for the Dolphins since September 14, 1992 against Cleveland, when Pete Stoyanovich punted twice for 90 yards, replacing an injured Reggie Roby (knee) ... The following week against Tennessee, scored ten points on three of four field goals, making good from 23, 22 and 29 yards out, and missing from 25 yards ... Converted his only PAT ... 29-yard field goal came with 2:15 elapsed in overtime to give the Dolphins a 16-13 victory ... Was four of four in field goals, converting from 24, 31, 22 and 34 yards at Green Bay (9/14) ... Four field goals marked the most ever by a Dolphins rookie or first-year player, and tied with eight others for the second-most overall at the time ... Was one of two in field goals and hit both PATs vs. Kansas City (10/5) ... Lone field goal was a 26-yarder with 5:40 remaining in the game to break a 14-14 tie, as the Dolphins held on



for the 17-14 triumph . . . Notched 12 points on three of three field goals (37, 30, 35) and three of three PATs vs. Buffalo (11/17) . . . Converted only field goal attempt - from 25 yards away - and was three of three in PATs in Miami's 27-24 loss at New England (11/23) . . . Dolphins almost came back from a 27-3 third-quarter deficit in part due to a pair of successful onside kicks by Mare in the fourth quarter . . . Had another onside kick that was recovered by the Dolphins, but it was nullified due to a penalty . . . Tied his season-high with four field goals vs. Detroit (12/7), converting from 19, 33, 21 and 42 yards . . . Point total of 15 in that game was a season-best . . . 42-yard kick as time expired snapped a 30-30 tie and gave the Dolphins a 33-30 victory before an ESPN Sunday night national audience . . . In season finale vs. New England (12/22), made good from 50 and 41 yards, while missing from 51 yards . . . Marked the first 50-yard field goal of his career, and the only time in 1997 he hit on two field goals of 40 yards or longer . . . Was the first time a Dolphin had kicked a field goal of 50 yards or longer since December 17, 1995, when Pete Stoyanovich kicked a 50-yarder at Buffalo . . . It also was the third-longest field goal by a Dolphins rookie or first-year player, surpassed only by Pete Stoyanovich's 59-yard field goal on November 12, 1989 at the N.Y. Jets, and Uwe von Schamann's 53-yard field goal on October 21, 1979 at New England . . . Converted on his only field goal attempt - from 38 yards out - in First-Round Playoff loss at New England (12/28) . . . Did not attempt any PATs.

**1996** - Spent his entire rookie season as a member of the New York Giants' practice squad . . . Signed with New York as an undrafted free agent on May 2 . . . Was waived on August 25 and signed to the practice squad on August 27.

## COLLEGE

Played his final two years at Syracuse (1994-95) after attending MacMurray College in Jacksonville, Ill. and Valencia Community College in Orlando, Fla., where he did not play football . . . In his two years at SU, hit on 15 of 24 field goals and 52 of 53 PATs . . . Was a second-team All-Big East choice as a senior for the Orangemen . . . Led the conference in scoring with 74 points and had 84.5 percent of his kickoffs travel into the end zone with 67.2 percent going for touchbacks . . . Converted 12-17 field goals including a long of 50, and 38-39 PATs . . . As a junior, 74 percent of his kickoffs went into the end zone, while 54 percent were not returned . . . Majored in speech communications.

## PERSONAL

Married to Sandy, couple resides in Davie, Fla. . . . Attended Cooper City (Fla.) High School, minutes away from the Dolphins Training Facility . . . Lettered in football and soccer . . . Has participated in events benefiting the Cystic Fibrosis Foundation . . . Assisted in building a house in Liberty City for Habitat for Humanity during the 2000 offseason . . . Kicking shoe from his 1999 record-setting season and football representing record-breaking field goal are both on display at the Pro Football Hall of Fame . . . Was one of the Dolphins' representatives at the Cadillac NFL Golf Classic each of the last two years, and advanced to the final round both times . . . Also has participated in several CPT events . . . In 2000, he was honored with Florida Community College Distinguished Alumni Award . . . Served as the honorary kicker at the "Make-A-Wish Night" this year for the Miami Fusion of the MLS . . . Full name is Olindo Franco Mare, born June 6, 1973 in Hollywood, Fla.

## OLINDO MARE'S NFL REGULAR SEASON STATISTICS

YEAR	TEAM	G	PATS	FGs	PCT.	NET BLK	AVG. YDS.	MADE	LG	PTS
1997	Miami	16	33/33	28/36	.778	0	819	29.3	50	117
1998	Miami	16	33/34	22/27	.815	0	686	31.2	48	99
1999	Miami	16	27/27	39/46	.848	1	1364	35.0	54	144
2000	Miami	16	33/34	28/31	.903	0	984	35.5	49	117
<b>4-YEAR TOTALS</b>		<b>64</b>	<b>126/128</b>	<b>117/140</b>	<b>.836</b>	<b>1</b>	<b>3863</b>	<b>33.0</b>	<b>54</b>	<b>477</b>

## OLINDO MARE'S NFL PLAYOFF STATISTICS

YEAR	TEAM	G	PATS	FGs	PCT.	BLK	NET YDS.	AVG. MADE	LG	PTS
1997	Miami	1	0/0	1/1	1.000	0	38	38.0	38	3
1998	Miami	2	1/1	4/5	.800	0	116	29.0	40	13
1999	Miami	2	3/3	2/2	1.000	0	82	41.0	50	9
2000	Miami	2	2/2	1/2	.500	0	38	38.0	38	5
<b>PLAYOFF TOTALS</b>		<b>7</b>	<b>6/6</b>	<b>8/10</b>	<b>.800</b>	<b>0</b>	<b>274</b>	<b>34.3</b>	<b>50</b>	<b>30</b>

## ADDITIONAL STATS

**Special Teams Tackles:** 1 in 1997, 4 in 1998, 4 in 1999, 3 in 2000 for total of 12

**Punting:** 5 for 235 yards, 47.0 avg., long 53, 2 IN20, 0 TBs in 1997, 3 for 115 yards, 38.3 avg., long 43, 1 IN20, 1 TB in 1998, 1 for 36 yards in 1999 for total of 9 for 386 yards, 42.9 avg., long 53, 3 IN20, 1 TB

## FIELD-GOAL ACCURACY

YEAR	TEAM	1-19	20-29	30-39	40-49	50-PLUS	TOTALS	PCT.
1997	Miami	2/2	14/15	8/10	3/6	1/3	28/36	.778
1998	Miami	0/0	12/13	5/5	5/7	0/2	22/27	.815
1999	Miami	1/1	9/9	17/17	9/14	3/5	39/46	.848
2000	Miami	0/0	7/8	9/10	12/13	0/0	28/31	.903
<b>4-YEAR TOTALS</b>		<b>3/3</b>	<b>42/45</b>	<b>39/42</b>	<b>29/40</b>	<b>4/10</b>	<b>117/140</b>	<b>.836</b>
<b>PLAYOFF TOTALS</b>		<b>0/0</b>	<b>2/3</b>	<b>4/5</b>	<b>1/1</b>	<b>1/1</b>	<b>8/10</b>	<b>.800</b>

## KICKING SURFACES

YEAR	TEAM	HOME (GRASS)	HOME PCT.	AWAY TOTAL	AWAY PCT.	AWAY GRASS	AWAY TURF	TOTALS ALL GAMES
1997	Miami	17/20	.850	11/16	.688	8/10	3/6	28/36
1998	Miami	13/14	.929	9/13	.692	5/8	4/5	22/27
1999	Miami	21/24	.875	18/22	.818	11/12	7/10	39/46
2000	Miami	13/13	1.000	15/18	.833	7/10	8/8	28/31
<b>4-YEAR TOTALS</b>		<b>64/71</b>	<b>.901</b>	<b>53/69</b>	<b>.768</b>	<b>31/40</b>	<b>22/29</b>	<b>117/140</b>
<b>PLAYOFF TOTALS</b>		<b>4/6</b>	<b>.667</b>	<b>4/4</b>	<b>1.000</b>	<b>2/2</b>	<b>2/2</b>	<b>8/10</b>

(Bold indicates FG Made)

## 1997 KICKING

Indianapolis, 8/31 (23, 34, 19); Tennessee, 9/7 (25, 23, 22, 29); at Green Bay, 9/14 (24, 31, 22, 34); at Tampa Bay, 9/21 (47); Kansas City, 10/5 (41, 26); at N.Y. Jets, 10/12 (23, 30); at Baltimore, 10/19 (23); Chicago, 10/27 (0 att.); at Buffalo, 11/2 (32, 27, 35); N.Y. Jets, 11/9 (21); Buffalo, 11/17 (37, 30, 35); at New England, 11/23 (25); at Oakland, 11/30 (28, 42, 44); Detroit, 12/7 (19, 33, 21, 42); at Indianapolis, 12/14 (50); New England, 12/22 (50, 41, 51). **PLAYOFFS:** at New England, 12/28 (38).

## 1998 KICKING

at Indianapolis, 9/6 (21, 51); Buffalo, 9/13 (33, 27); Pittsburgh, 9/20 (0 att.); at N.Y. Jets, 10/4 (46); at Jacksonville, 10/12 (54); St. Louis, 10/18 (0 att.); New England, 10/25 (48, 38, 25, 43); at Buffalo, 11/1 (38); Indianapolis, 11/8 (21, 23); at Carolina, 11/15 (22, 22); at New England, 11/23 (21); New Orleans, 11/29 (27, 32, 34); at Oakland, 12/6 (25, 46, 43, 47); N.Y. Jets, 12/13 (24); Denver, 12/21 (28, 42); at Atlanta, 12/27 (26). **PLAYOFFS:** Buffalo, 1/2/99 (31, 40, 26, 23); at Denver, 1/9/99 (22).



## 1999 KICKING

at Denver, 9/13 (37); Arizona, 9/19 (39,51,48,44,42); Buffalo, 10/4 (30,44,26,26); at Indianapolis, 10/10 (37,27,21,43); at New England, 10/17 (20,33,45,45,41,53); Philadelphia, 10/24 (37,37,54); at Oakland, 10/31 (21,34,46,44); Tennessee, 11/7 (43,46); at Buffalo, 11/14 (30); New England, 11/21 (19,23); at Dallas, 11/25 (52,47,47); Indianapolis, 12/5 (31,32); at N.Y. Jets, 12/12 (24,33); San Diego, 12/19 (32,21,30,31); N.Y. Jets, 12/27 (54,37); at Washington, 1/2/00 (39). PLAYOFFS: at Seattle, 1/9/00 (32,50); at Jacksonville, 1/15/00 (0 att.).

## 2000 KICKING

Seattle, 9/3 (48, 25, 30); at Minnesota, 9/10 (0 att.); Baltimore, 9/17 (42,41); New England, 9/24 (43); at Cincinnati, 10/1 (40); Buffalo, 10/8 (30,33); at N.Y. Jets, 10/23 (28,42,36,44); Green Bay, 10/29 (0 att.); at Detroit, 11/5 (40,38,41); at San Diego, 11/12 (35); N.Y. Jets, 11/19 (47); at Indianapolis, 11/26 (28); Buffalo, 12/3 (32,31,20,26); Tampa Bay, 12/10 (35,23); Indianapolis, 12/17 (25,31); at New England, 12/24 (47,47,28,49). PLAYOFFS: Indianapolis, 12/30 (38,38); at Oakland, 1/6/01 (0 att.).

## SINGLE-GAME HIGHS

Most Field Goals Made:	6 at New England, 10/17/99
	4 at Green Bay, 9/14/97
	4 vs. Detroit, 12/7/97
	4 vs. New England (OT), 10/25/98
	4 vs. Arizona, 9/19/99
	4 vs. Buffalo, 10/4/99
	4 at Indianapolis, 10/10/99
	4 vs. San Diego, 12/19/99
	4 at Buffalo, 12/3/00
Most Field Goal Attempts:	6 at New England, 10/17/99
	5 vs. Arizona, 9/19/99
	4, 12 times (last at New England, 12/24/00)
Longest Field Goals Made:	54 vs. Philadelphia, 10/24/99
	53 at New England, 10/17/99
	51 vs. Arizona, 9/19/99
	50 vs. New England, 12/22/97
	49 at New England, 12/24/00
Longest Field Goal Attempts:	54 at Jacksonville, 10/12/98
	54 vs. Philadelphia, 10/24/99
	54 vs. N.Y. Jets, 12/27/99
	53 at New England, 10/17/99
	52 at Dallas, 11/25/99
Most PATs Made:	5 at Denver, 9/13/99
	4, Eight times (last vs. Green Bay, 10/29/00)
Most PAT Attempts:	5 at Denver, 9/13/99
	4, Eight times (last vs. Green Bay, 10/29/00)
Most Points:	19 at New England, 10/17/99
	15 vs. Detroit, 12/7/97
	15 at Buffalo, 12/13/00
	14 at Indianapolis, 10/10/99
	13 vs. Arizona, 9/19/99
	13 at N.Y. Jets, 10/23/00

\*Playoff Game



## DOLPHIN FACT

Since 1970, the Dolphins have won or shared the AFC East title in 16 of those 31 seasons and earned trips to post-season action in 20 of those 31 years.

# BROCK MARION

**Safety**

**5-11 · 205**

**Born: 6/11/70**

**College: Nevada '93**

**Acquired: UFA (Dall.), 1998 · Signed Through: 2002**

**NFL: Ninth Season · Dolphins: Fourth Season**

**31**



## PRO CAREER

**2000** — Re-signed with the Dolphins to a two-year contract on June 9, 2001 . . . Underwent surgery prior to the season, on April 3, 2000, to remove a cyst from the back of his left knee . . . The surgery was performed by Dr. John Uribe at HealthSouth Doctor's Hospital in Coral Gables . . . Also had surgery on May 16 for an arthroscopic debridement of his left knee . . . That surgery, which involved the removal of loose bodies from a chondral lesion in his left knee, was performed by Dr. Uribe at HealthSouth Doctor's Hospital . . . Was voted to the first Pro Bowl of his career . . . Started all 16 regular season games at free safety in 2000, the fourth straight year in which he opened all 16 regular season contests . . . Enters the 2001 season having played and started in 64 consecutive games . . . Led the team in 2000 with 109 total tackles (85 solo) . . . Also intercepted five passes, defended nine more and recovered a fumble . . . Part of a defense that registered an NFL-high 28 interceptions . . . Part of a defensive backfield in which all four starters recorded at least five interceptions, as the Dolphins became the first NFL team since the 1981 Tampa Bay Buccaneers to have at least four players with five or more interceptions in the same season . . . Returned 22 kickoffs for a 23.3-yard average with a long of 47 on the year . . . Also blocked a punt on special teams . . . Kickoff return average tied for eighth in the AFC . . . In his Dolphins career, has fielded 90 kickoffs for a 23.8-yard average, which ranks fourth all-time in club history, trailing only Mercury Morris (26.5), Duriel Harris (25.3) and Fulton Walker (23.9) . . . First interception of the year came in season-opener vs. Seattle (9/3), when he picked off a Jon Kitna pass as the Dolphins recorded a 23-0 victory . . . Tallied ten tackles the following week at Minnesota (9/10), when he accounted for his second interception in as many games by snaring a Daunte Culpepper pass and returning it 14 yards . . . Tied for the team-lead with ten tackles at Cincinnati (10/1) . . . Topped the team's tackle chart with 11 stops in Monday night game at N.Y. Jets (10/23) . . . In that contest, also returned seven kickoffs for 193 yards, a 27.6 average . . . Had a season-long return of 47 yards to the Jets' 46 in the fourth quarter, which was immediately followed by a Jay Fiedler to Leslie Shepherd touchdown pass on the next play . . . Seven returns tied a club single-game record which had been accomplished four previous times, including once by Marion . . . Yardage total is the second-highest single-game figure in club annals, trailing only the record of 204 yards by Gene Milton on September 21, 1968 against Oakland . . . Had eight tackles the week afterward vs. Green Bay (10/29), when he intercepted a Brett Favre pass and returned it a season-long 24 yards . . . Recorded nine tackles in addition to his fourth interception of the year as he picked off a Stoney Case pass at Detroit (11/5) . . . Tied for team-lead with eight tackles vs. N.Y. Jets (11/19) . . . At Indianapolis (11/26), had eight tackles and two passes defended, including an interception of a Peyton Manning pass that he returned 19 yards . . . The pick came with 2:56 to play in the game, and ended a Colts drive that was at the Dolphins' 30 . . . Following the return, the Dolphins embarked on a nine-play, 86-yard drive which ended with a 17-yard TD pass from Damon Huard to Oronde Gadsden with 1:10 to play, giving Miami a 17-14 victory . . . Had seven tackles and a fumble recovery in season-ending win at New England (12/24), which clinched the AFC East title for the Dolphins . . . Recovered a fumble by Patriots' TE Jermaine Wiggins in the end zone for a touchback after he was stripped of the ball by Derrick Rodgers . . . Also blocked a Lee Johnson punt in the game, which was recovered by Twan Russell at the Patriots' 9 and led to a Lamar Smith one-yard TD run two plays later . . . It was the first blocked punt of Marion's career and the first blocked punt by a Dolphin since Kirby Dar Dar blocked a Reggie Roby punt on November 17, 1996 at Houston . . .

## FIN FACT

Brock's father, Jerry, lettered as a wide receiver at the University of Wyoming from 1964-66 and went on to play one year (1967) with the Pittsburgh Steelers.



**POSTSEASON HONORS:** Was voted as a reserve to the AFC Pro Bowl squad, the first Pro Bowl of his career . . . Was one of seven Dolphins selected, the most representatives by Miami since the team had eight in 1984 . . . In addition, was selected to the Pro Football Weekly All-AFC team . . .

**PLAYOFFS:** Started both playoff games following the 2000 season at free safety . . . Posted 11 tackles (10 solo), including seven in First-Round victory over Indianapolis (12/30) . . . In his career, has played in 13 playoff contests, starting nine of them . . . Has amassed 62 total tackles (41 solo), three interceptions, five passes defended and a fumble recovery . . . Has also posted ten special teams tackles, and returned 11 kickoffs for a 21.2-yard average with a long of 47.

**1999** — Started all 16 regular season games at free safety . . . Tied for second on the team with 100 total tackles (66 solo), marking the third straight year and fourth time in the last five seasons that he attained the 100-tackle plateau . . . Recorded one sack, two interceptions for 30 yards in returns, one fumble recovery and seven passes defended . . . Also returned 62 kickoffs for 1,524 yards, a 24.6-yard average, with a long of 93 . . . Kickoff return average tied for second in the AFC and seventh in the NFL . . . The 62 returns established a new club single-season record, surpassing the old mark of 45, achieved by both Tony Nathan (1979) and Lorenzo Hampton (1985) . . . His 1,524 return yards also was a Dolphins single-season best, surpassing the old record of 1,136 yards, attained by Mercury Morris in 1969 . . . Of his 62 returns in 1999, six went for 35 yards or longer, including three of 50 yards or longer . . . Added one tackle on special teams during the course of the season . . . Tallied seven tackles and two passes defended in season-opener at Denver (9/13) . . . Recorded five tackles and intercepted a Jake Plummer pass in win vs. Arizona (9/19) . . . The interception was his first as a Dolphin in the regular season and was his first in the regular season since December 25, 1995, as a member of the Dallas Cowboys when he returned an interception 32 yards for a touchdown against Arizona . . . Also returned five kickoffs for a 23.8-yard average with a long of 50 in the Cardinals game . . . Had five tackles and a pass defended vs. Buffalo (10/4) . . . Also brought back four kickoffs for a 39.3-yard average, including a career-long 93-yard return, setting up the Dolphins' only touchdown of the game . . . It was the longest kickoff return by a Dolphin since Marc Logan's 97-yard return for a touchdown on October 1, 1989 at Houston . . . Fielded five kickoffs for a 28.2-yard average with a long of 58 at New England (10/17) . . . Posted seven tackles, including his only sack of the season, vs. Philadelphia (10/24) . . . Had a season-high nine tackles, to go along with two passes defended, at Buffalo (11/14) . . . Intercepted a Drew Bledsoe pass that he returned 28 yards vs. New England (11/21) . . . Matched his season-high with nine tackles at Dallas (11/25) . . . Tied for team-lead with eight stops at N.Y. Jets (12/12) . . . Had seven tackles and a fumble recovery vs. San Diego (12/19) . . . Fumble recovery came following a Rich Owens sack of Jim Harbaugh with 5:47 to play and led to Olindo Mare's game-winning field goal in a 12-9 victory . . . Returned six kickoffs for a 25.2-yard average with a long of 40 vs. N.Y. Jets (12/27) . . . Started both playoff games following the 1999 season at free safety . . . Finished fourth on the team with nine total tackles (six solo) . . . Also had one interception for a 31-yard return, and returned seven kickoffs for 178 yards, a 25.4-yard average, with a long of 47 . . . Had seven tackles in First-Round victory at Seattle (1/9/00), when he picked off a Jon Kitna pass and returned it 31 yards . . . Also returned three kickoffs for a 29.3-yard average with a long of 47 in the Seahawks game.

**1998** — Signed a three-year contract with Miami as an Unrestricted Free Agent from Dallas on March 3, 1998 . . . Started all 16 regular season games and both playoff contests at free safety in his first season with the Dolphins . . . Finished the regular season with 112 total tackles (89 solo), two passes defended, a fumble recovery and two forced fumbles . . . Tackle total ranked second on the team and was first among defensive backs . . . It also marked the second straight year and third time in the last four seasons that he reached the 100-tackle plateau . . . Also returned six kickoffs for an 18.2-yard average with a long of 28 . . . Made his Dolphins debut at Indianapolis (9/6) and registered 11 tackles, a pass defended and a fumble recovery . . . Led Miami with 11 tackles at N.Y. Jets (10/4) . . . Tied for team-lead with nine tackles and also forced a fumble vs. Indianapolis (11/8) . . . Had five tackles and a pass defended at Carolina (11/15), as the Dolphins held the Panthers to just 148 net passing yards and no touchdowns in a 13-9 victory . . . Was awarded a defensive game ball for his performance in that game . . . Tied for team-lead with ten tackles in Monday night game at New England (11/23) . . . Led team with a season-high 13 stops vs. N.Y. Jets (12/13) . . . Started both playoff games following the 1998 season at free safety . . . Finished second on the team with 17 total tackles (14 solo) . . . Also had an interception and a fumble recovery . . . Posted five tackles, an interception and a fumble recovery in First-Round Playoff win vs. Buffalo

(1/2/99) . . . Interception occurred when he picked off a Doug Flutie pass and returned it 19 yards . . . It marked the second interception of his career during the playoffs and was the only one by the Dolphins in the 1998 postseason . . . Also recovered a fumble when Terrell Buckley stripped the ball from Eric Moulds following a 65-yard reception to the Dolphins' 18, and Marion returned the loose ball 17 yards to the Dolphins' 29 . . . Totaled a personal playoff best 12 tackles in Divisional contest at Denver (1/9/99).

**1997** – Started all 16 games at free safety for Dallas and led the team with a career-high 158 total tackles (92 solo) . . . Added seven passes defended, a fumble recovery and nine stops on special teams . . . Also returned ten kickoffs for a 31.1-yard average with a long of 49 . . . Led or tied for the team-lead in tackles on six occasions during the course of the season, and tallied double-digit tackle totals eight times . . . Tied for team-lead with six tackles in season opener at Pittsburgh (8/31) . . . Also defended three passes and returned a fumble 13 yards that set up a field goal . . . Tied for team-lead with 11 tackles at Arizona (9/7) . . . Tied for second on squad with nine stops vs. Philadelphia (9/15) . . . Also had a season-long 49-yard kickoff return in the Eagles contest . . . Earned a game ball when he posted a team-best 11 tackles vs. Chicago (9/28) . . . Led club with ten tackles at N.Y. Giants (10/5) . . . Tied for team-lead with eight tackles vs. Jacksonville (10/19), when he also was credited with three tackles on special teams . . . Was second on club with 14 tackles at Philadelphia (10/26), when he also played some at outside linebacker in the Dallas 45 and nickel defenses . . . Also had a 47-yard kickoff return to open the game . . . Led team with 13 tackles at San Francisco (11/2) . . . Added a 46-yard kickoff return vs. Washington (11/16) . . . Topped club with a career-high 19 tackles at Green Bay (11/23) . . . It marked the third-highest single-game total in team history, and with 14 solo stops, was the second-best total in that category . . . Had ten stops on Thanksgiving Day vs. Tennessee (11/27) . . . Notched 12 tackles vs. Carolina (12/8).

**1996** – Started all ten games in which he played at free safety . . . Missed each of the final six regular season games and both playoff contests with a fractured left scapula . . . Finished fifth on the squad with 77 total tackles (44 solo) . . . Also knocked down five passes and recovered a fumble . . . On special teams, registered six tackles and returned three kickoffs for a 22.7-yard average with a long of 37 . . . Opened the season with eight tackles at Chicago (9/2), when he also returned a fumble 45 yards from his own goal line to set up a field goal . . . Recorded 10 stops vs. Indianapolis (9/15) . . . Amassed a season-high 15 tackles at Buffalo (9/22), which marked a career-best to that point . . . Turned in a 12-tackle effort vs. Philadelphia (11/3) . . . Made six tackles in the first half at San Francisco (11/10) before sustaining a fractured left scapula . . . Was placed on Injured Reserve on December 24.

**1995** – Started all 16 regular season games and each of Dallas' three playoff contests . . . Finished with 114 total tackles (74 solo), a career-high six interceptions for 40 yards and a touchdown, 13 passes defended and a forced fumble . . . Also recorded 13 tackles on special teams, and returned one kickoff for 16 yards . . . Interception total tied for the team-lead, along with Larry Brown, and tied for fifth in the NFL . . . Tackle figure was second on the club . . . Had seven tackles and an interception in season-opener at N.Y. Giants (9/4) . . . Recorded 11 tackles the following week vs. Denver (9/10) . . . Came up with his second interception of the year, vs. Arizona (9/24), when he also tallied five tackles and a forced fumble . . . Stopped a potential score with an interception in the end zone at San Diego (10/15) . . . Matched a season-high with 11 tackles vs. San Francisco (11/12) . . . Broke up a career-best four passes the following week at Oakland (11/19), when he also intercepted a pass that led to a field goal . . . Led club with ten tackles vs. Washington (12/4) . . . Turned in ten-tackle performance at Philadelphia (12/10) . . . Interception vs. N.Y. Giants (12/17) helped set up a Dallas field goal . . . Also made ten tackles in that contest . . . Returned an interception 32 yards for his first career touchdown in season finale at Arizona (12/25) . . . In three postseason games, registered 14 tackles, an interception and two passes defended . . . Also came up with four special teams tackles and returned one kickoff for 13 yards . . . Interception occurred on the final play of Super Bowl XXX in Dallas' 27-17 victory over Pittsburgh, when he picked off a Neil O'Donnell pass.

**1994** – Played in 14 regular season contests, including one start, and appeared in both playoff games . . . Finished with 29 tackles (21 solo), an interception, three passes defended and a forced fumble . . . Added a career-high 23 special teams tackles, which tied for second on the squad . . . Also brought back two kickoffs for 39 yards with a long of 21 . . . Made first NFL start, vs. Houston (9/11), and recorded five tackles and a pass defended . . . Had first



career sack, in addition to four tackles and a forced fumble, vs. N.Y. Giants (11/7), when he earned a game ball . . . Only interception of the season came against Washington (11/20), when he also registered four stops on special teams . . . Was inactive for each of the last two regular season games (at New Orleans 12/19 and at N.Y. Giants 12/24) while recovering from fractured ribs sustained against Cleveland (12/10) . . . Appeared in both playoff games . . . Posted nine tackles, to go along with a pass defended, in Divisional game vs. Green Bay (1/8/95) . . . Also earned NFL Special Teams Player of the Week honors for his performance in the Cowboys' 35-9 win over the Packers by recording three tackles.

**1993** – Played in 15 regular season games and two playoff contests in rookie season, all in a reserve role . . . Posted 16 tackles (11 solo), an interception, three passes defended, two forced fumbles and a fumble recovery on defense, where he played as a linebacker in nickel situations . . . Was third on the team during the regular season with 19 special teams tackles . . . Recorded a season-high five tackles at Atlanta (11/21) . . . First career interception came against Miami on Thanksgiving Day (11/25), picking off a Steve DeBerg pass . . . Finished the game with five tackles, a forced fumble and a pass defended . . . Earned a special teams game ball at N.Y. Jets (12/18) when he led team with four tackles and recovered a fumbled punt . . . Deflected a punt in NFC East clinching victory at N.Y. Giants (1/2/94) . . . Saw action in two of Dallas' three playoff games, and registered one tackle on defense and three on special teams . . . Also returned two kickoffs for 28 yards with a long of 14 . . . Seventh-round draft choice (196th overall) of Dallas in 1993.

## COLLEGE

Was a four-year starter at the University of Nevada (1989-92) . . . Played cornerback each of his first three seasons before being moved to strong safety for his senior season . . . Concluded his career with 303 tackles, 13 interceptions and 44 passes defended . . . Was a three-time all-conference selection . . . Earned All-Big Sky accolades twice and All-Big West honors once . . . Led the Wolf Pack secondary in tackles all four years, during which time the team won three straight conference titles, participated in the NCAA I-AA playoffs twice and received a bid to the Las Vegas Bowl . . . Majored in interior design.

## PERSONAL

Married to Keri . . . Couple has four daughters, Brianna (8/9/93), Olivia (1/5/96), Hannah (7/30/99) and Gennavieve (12/12/00) and a son, Brock, Jr. (3/14/97) . . . Earned nine varsity letters in football, basketball and track at West High School in Bakersfield, Calif. . . . Was an all-state selection following his senior season when he led the state with 13 interceptions . . . Participated in fund-raising events for the Cystic Fibrosis Foundation . . . Along with the other defensive backs, has participated in the "Prudential/No Passing Zone" program in which he donated three tickets for every home game to the Boys and Girls Club of Broward County . . . Created his own program called "Tackles For Hunger" in which he donated \$75 for every tackle he made to the Daily Bread Food Bank . . . Also was part of a defensive backfield that won the team's Community Service Award for 1999 . . . Father, Jerry, played wide receiver with the Pittsburgh Steelers in 1967 . . . Full name is Brock Elliott Marion, born June 11, 1970, in Bakersfield, Calif.

## BROCK MARION'S NFL REGULAR SEASON STATISTICS

YEAR	TEAM	G-S	TACK.	ASST.	TOTAL	FUM. REC.	INT.	YDS.	LG	TD
1993	Dallas	15-0	11	5	16	1	1	2	2	0
1994	Dallas	14-1	21	8	29	0	1	11	11	0
1995	Dallas	16-16	74	40	114	0	6	40	32t	1
1996	Dallas	10-10	44	33	77	1	0	0	0	0
1997	Dallas	16-16	92	66	158	1	0	0	0	0
1998	Miami	16-16	89	23	112	1	0	0	0	0
1999	Miami	16-16	66	34	100	1	2	30	28	0
2000	Miami	16-16	85	24	109	1	5	72	24	0
<b>8-YEAR TOTALS</b>		<b>119-91</b>	<b>482</b>	<b>233</b>	<b>715</b>	<b>6</b>	<b>15</b>	<b>155</b>	<b>32t</b>	<b>1</b>
<b>MIAMI TOTALS</b>		<b>48-48</b>	<b>240</b>	<b>81</b>	<b>321</b>	<b>3</b>	<b>7</b>	<b>102</b>	<b>28</b>	<b>0</b>

## BROCK MARION'S NFL PLAYOFF STATISTICS

YEAR	TEAM	G-S	TACK.	ASST.	TOTAL	FUM. REC.	INT.	YDS.	LG	TD
1993	Dallas	2-0	0	1	1	0	0	0	0	0
1994	Dallas	2-0	5	5	10	0	0	0	0	0
1995	Dallas	3-3	6	8	14	0	1	0	0	0
1996	Dallas	INJURED RESERVE (fractured left scapula)								
1998	Miami	2-2	14	3	17	1	1	19	19	0
1999	Miami	2-2	6	3	9	0	1	31	31	0
2000	Miami	2-2	10	1	11	0	0	0	0	0
<b>PLAYOFF TOTALS</b>		<b>13-9</b>	<b>41</b>	<b>21</b>	<b>62</b>	<b>1</b>	<b>3</b>	<b>50</b>	<b>31</b>	<b>0</b>
<b>MIAMI TOTALS</b>		<b>6-6</b>	<b>30</b>	<b>7</b>	<b>37</b>	<b>1</b>	<b>2</b>	<b>50</b>	<b>31</b>	<b>0</b>

## ADDITIONAL STATS

**Passes Defensed:** (Dallas) 3 in 1993, 3 in 1994, 13 in 1995, 5 in 1996, 7 in 1997, (Miami) 2 in 1998, 7 in 1999, 9 in 2000 for total of 49 (P-5)

**Sacks:** (Dallas) 1 in 1994, (Miami) 1 in 1999 for total of 2

**Forced Fumbles:** (Dallas) 2 in 1993, 1 in 1994, 1 in 1995, (Miami) 2 in 1998 for total of 6

**Special Teams Tackles:** (Dallas) 19 in 1993, 23 in 1994, 13 in 1995, 6 in 1996, 9 in 1997, (Miami) 1 in 1999 for total of 71 (P-10)

**Kickoff Returns:** (Dallas) 2 for 39 yards, 19.5 avg., long 21 in 1994; 1 for 16 yards in 1995; 3 for 68 yards, 22.7 avg., long 37 in 1996; 10 for 311 yards, 31.1 avg., long 49 in 1997; (Miami) 6 for 109 yards, 18.2 avg., long 28 in 1998, 62 for 1,524 yards, 24.6 avg., long 93 in 1999; 22 for 513 yards, 23.3 avg., long 47 in 2000 for total of 106 for 2,580 yards, 24.3 avg., long 93 (P-11 for 233 yards, 21.2 avg., long 47)

## SINGLE-GAME HIGHS

### Kickoff Returns:

- 7 at N.Y. Jets, 12/12/99
- 7 at N.Y. Jets, 10/23/00 (OT)
- 6 vs. N.Y. Jets, 12/27/99
- 5 vs. Arizona, 9/19/99
- 5 at Indianapolis, 10/10/99
- 5 at New England, 10/17/99
- 5 at Buffalo, 11/14/99
- 5 at Dallas, 11/25/99

### Kickoff Return Avg. (min. 4 rets.):

- 39.3 vs. Buffalo, 10/4/99
- 28.2 at New England, 10/17/99
- 27.6 at N.Y. Jets, 10/23/00 (OT)
- 25.2 vs. N.Y. Jets, 12/27/99
- 24.5 vs. San Diego, 12/19/99

### Kickoff Return Yards:

- 193 at N.Y. Jets, 10/23/00 (OT)
- 157 vs. Buffalo, 10/4/99
- 151 vs. N.Y. Jets, 12/27/99
- 143 at N.Y. Jets, 12/12/99



## Long Kickoff Returns:

- 141 at New England, 10/17/99
- 93 vs. Buffalo, 10/4/99
- 58 at New England, 10/17/99
- 50 vs. Arizona, 9/19/99
- 49 vs. Philadelphia, 9/15/97
- 47 at Philadelphia, 10/26/97
- \*47 at Seattle, 1/9/00
- 47 at N.Y. Jets, 10/23/00

\* Playoff Game



# ALONZO MAYES

## Tight End

**6-4 • 260**  
**Born: 6/4/75**  
**College: Oklahoma State '98**  
**Acquired: T (Chi.), 2000 • Signed Through: 2001**  
**NFL: Fourth Season • Dolphins: Second Season**

# 85

## PRO CAREER

**2000** – Underwent a right shoulder arthroscopy on May 24, 2001 which stabilized a labral tear and repaired the joint capsule . . . The surgery was performed by team physician Dr. George Caldwell at Holy Cross Hospital in Fort Lauderdale . . . Anticipated rehabilitation time is four-five months from the date of the surgery . . . Acquired by the Dolphins from Chicago on October 2, 2000 in exchange for a seventh-round draft choice in 2001 . . . Prior to the trade, had played in five games with three starts, and caught four passes for 40 yards . . . Hauled in two passes for 25 yards, including a long catch of 19 yards, vs. Detroit (9/24) . . . Was inactive for all 11 regular season games and both playoff contests with Miami.

## FIN FACT

Alonzo was recruited to Oklahoma State by Dolphins tight ends coach Pat Jones, who was the head coach at OSU for his freshman season of 1994.

**1999** – Started nine of the 16 games in which he played . . . Recorded eight receptions for 82 yards and one touchdown . . . Caught a season-high two passes for 13 yards at San Diego (11/21) . . . First career TD reception came on a three-yard catch from Jim Miller on Thanksgiving Day at Detroit (11/25) . . . Hauled in a career-long 24-yard reception at St. Louis (12/26).

**1998** – Started all 16 contests in his rookie season . . . Caught 21 passes for 217 yards . . . Had a career-high four receptions for 57 yards, including a 22-yard catch, vs. Dallas (10/18) . . . Notched a pair of catches on seven occasions, including two of the last three weeks . . . Fourth-round draft choice (94th overall) of Chicago in 1998.

## COLLEGE

Was a four-year letterman (1994-97) and three-year starter at Oklahoma State . . . Finished his career with 92 receptions for 1,372 yards and 15 touchdowns . . . Tallied a career-best 32 receptions, totaling 421 yards and four touchdowns, as a sophomore in 1995 . . . The following year, recorded a career-high 512 receiving yards on 30 catches, including three for scores . . . In his senior season of 1997, caught 29 passes for 424 yards and a career-best seven touchdowns . . . Was enrolled at Rose State (Okla.) Junior College before attending OSU . . . Majored in business.

## PERSONAL

Single, resides in Oklahoma City . . . Was an all-state choice at Douglass High School in Oklahoma City . . . Born June 4, 1975 in Oklahoma City.

# ALONZO MAYES' NFL REGULAR SEASON STATISTICS

YEAR	TEAM	G-S	RECEIVING					RUSHING			
			ATT.	YDS.	AVG.	LG	TD	NO.	YDS.	LG	TD
1998	Chicago	16-16	21	217	10.3	22	0	0	0	0.0	0
1999	Chicago	16-9	8	82	10.3	24	1	0	0	0.0	0
2000	Chicago	5-3	4	40	10.0	19	0	0	0	0.0	0
	Miami										
INACTIVE											
<b>3-YEAR TOTALS</b>		<b>37-28</b>	<b>33</b>	<b>339</b>	<b>10.3</b>	<b>24</b>	<b>1</b>	<b>0</b>	<b>0</b>	<b>0.0</b>	<b>0</b>
<b>MIAMI TOTALS</b>		<b>0-0</b>	<b>0</b>	<b>0</b>	<b>0.0</b>	<b>0</b>	<b>0</b>	<b>0</b>	<b>0</b>	<b>0.0</b>	<b>0</b>

# ALONZO MAYES' NFL PLAYOFF STATISTICS

YEAR	TEAM	G-S	RECEIVING					RUSHING			
			ATT.	YDS.	AVG.	LG	TD	NO.	YDS.	LG	TD
2000	Miami										
INACTIVE											

## SINGLE-GAME HIGHS

<b>Most Receptions:</b>	4 vs. Dallas, 10/18/98
	2, nine times
<b>Most Receiving Yards:</b>	57 vs. Dallas, 10/18/98
	29 vs. Baltimore, 12/20/98
	27 vs. Detroit, 9/24/00
<b>Most TD Receptions:</b>	1 at Detroit, 11/25/99
<b>Longest Receptions:</b>	24 at St. Louis, 12/26/99
	22 vs. Dallas, 10/18/98
	19 vs. Detroit, 9/24/00



## ALONZO MAYES' RECEIVING BREAKDOWN

2000							CAREER					
G	NO	YDS	AVG	LG	TD		G	NO	YDS	AVG	LG	TD
Buffalo	-	-	-	-	-	-	-	-	-	-	-	-
Indianapolis	-	-	-	-	-	-	-	-	-	-	-	-
Miami	-	-	-	-	-	-	-	-	-	-	-	-
New England	-	-	-	-	-	-	-	-	-	-	-	-
N.Y. Jets	-	-	-	-	-	-	-	-	-	-	-	-
<b>AFC East</b>	-	-	-	-	-	-	-	-	-	-	-	-
Baltimore	-	-	-	-	-	-	1	2	29	14.5	15	0
Cincinnati	-	-	-	-	-	-	-	-	-	-	-	-
Cleveland	-	-	-	-	-	-	-	-	-	-	-	-
Jacksonville	-	-	-	-	-	-	1	0	0	0.0	0	0
Pittsburgh	-	-	-	-	-	-	1	2	12	6.0	6	0
Tennessee	-	-	-	-	-	-	1	0	0	0.0	0	0
<b>AFC Central</b>	-	-	-	-	-	-	4	4	41	10.3	15	0
Denver	-	-	-	-	-	-	-	-	-	-	-	-
Kansas City	-	-	-	-	-	-	1	0	0	0.0	0	0
Oakland	-	-	-	-	-	-	1	0	0	0.0	0	0
San Diego	-	-	-	-	-	-	1	2	13	6.5	10	0
Seattle	-	-	-	-	-	-	1	1	11	11.0	11	0
<b>AFC West</b>	-	-	-	-	-	-	4	3	24	8.0	11	0
<b>AFC Total</b>	-	-	-	-	-	-	8	7	65	9.3	15	0
Arizona	-	-	-	-	-	-	1	0	0	0.0	0	0
Dallas	-	-	-	-	-	-	1	4	57	14.3	22	0
N.Y. Giants	1	0	0	0.0	0	0	1	0	0	0.0	0	0
Philadelphia	-	-	-	-	-	-	1	1	16	16.0	16	0
Washington	-	-	-	-	-	-	1	0	0	0.0	0	0
<b>NFC East</b>	1	0	0	0.0	0	0	5	5	73	14.6	22	0
Chicago	-	-	-	-	-	-	-	-	-	-	-	-
Detroit	1	2	25	12.5	19	0	5	6	69	11.5	19	1
Green Bay	1	1	7	7.0	7	0	5	3	19	6.3	9	0
Minnesota	1	0	0	0.0	0	0	5	4	40	10.0	12	0
Tampa Bay	1	1	8	8.0	8	0	5	4	36	9.0	12	0
<b>NFC Central</b>	4	4	40	10.0	19	0	20	17	164	9.6	19	1



# ALONZO MAYES' RECEIVING BREAKDOWN

	2000						CAREER					
	G	NO	YDS	AVG	LG	TD	G	NO	YDS	AVG	LG	TD
Atlanta	-	-	-	-	-	-	1	0	0	0.0	0	0
Carolina	-	-	-	-	-	-	-	-	-	-	-	-
New Orleans	-	-	-	-	-	-	1	1	3	3.0	3	0
St. Louis	-	-	-	-	-	-	2	3	34	11.3	24	0
San Francisco	-	-	-	-	-	-	-	-	-	-	-	-
<b>NFC West</b>	-	-	-	-	-	-	4	4	37	9.3	24	1
<b>NFC Total</b>	5	4	40	10.0	19	0	29	26	274	10.5	24	1
Home	2	2	25	12.5	19	0	18	19	218	11.5	22	0
Road	3	2	15	7.5	8	0	19	14	121	8.6	24	1
1st Down	-	-	-	-	-	-	-	-	-	-	-	-
2nd Down	-	-	-	-	-	-	-	-	-	-	-	-
3rd Down	-	-	-	-	-	-	-	-	-	-	-	-
4th Down	-	-	-	-	-	-	-	-	-	-	-	-
1st Half	-	-	-	-	-	-	-	-	-	-	-	-
2nd Half	-	-	-	-	-	-	-	-	-	-	-	-
Overtime	-	-	-	-	-	-	-	-	-	-	-	-
Grass	4	4	40	10.0	19	0	29	26	263	10.1	22	0
Turf	1	0	0	0.0	0	0	8	7	76	10.9	24	1
Aug./Sept.	4	3	33	11.0	19	0	11	9	78	8.7	19	0
October	1	1	7	7.0	7	0	10	10	122	12.2	22	0
November	-	-	-	-	-	-	8	8	63	7.9	14	1
Dec./Jan.	-	-	-	-	-	-	8	6	76	12.7	24	0
Games 1-8	5	4	40	10.0	19	0	21	19	200	10.5	22	0
Games 9-16	-	-	-	-	-	-	16	14	139	9.9	24	1
Wins	1	1	7	7.0	7	0	11	13	148	11.4	22	0
Losses	4	3	33	11.0	19	0	26	20	191	9.6	24	1
Ties	-	-	-	-	-	-	-	-	-	-	-	-

## O.J. McDUFFIE

### Wide Receiver

5-10 · 195  
 Born: 12/2/69  
 College: Penn State '93  
 Acquired: D1, 1993 · Signed Through: 2004  
 NFL: Ninth Season · Dolphins: Ninth Season

# 81

## PRO CAREER

**2000** — Spent each of the first six games of the season on the team's Reserve/PUP list while recovering from a toe injury . . . Underwent surgery on his left great toe on August 14, 2000 . . . The surgery involved the removal of scar tissue and a debridement of bone spurs in the joint . . . It was performed by Dr. Robert Mills, a foot and ankle specialist, at Holy Cross Hospital in Ft. Lauderdale . . . Was activated to the 53-man roster on October 23, and played in nine of the final ten regular season contests and both playoff games . . . Started one game . . . Finished the regular season with 14 catches for 143 yards . . . Also had one rush for minus-three yards . . . First game back was in Monday night contest at N.Y. Jets (10/23) . . . Did not have a reception in that game, snapping his string of having caught a pass in 74 consecutive contests, which now is the second-longest streak in club history . . . Snared three passes for 17 yards the following week vs. Green Bay (10/29) . . . Had three receptions for 36 yards two weeks later at San Diego (11/12) when he started as part of a three-wide receiver set . . . Was inactive at Indianapolis (11/26) . . . Had his best game in season finale at New England (12/24) when he caught a season-high five passes for 44 yards . . . Of that total, four

## FIN FACT

An avid bowler, O.J. rolled a 299 game this past offseason.

for 37 yards were accounted for in Miami's final two offensive series of the game, both of which resulted in scores (one touchdown, one field goal) . . . Of those four catches, three were converted into a first down . . .

**PLAYOFFS:** Appeared in both playoff games following the 2000 season, including one start . . . Caught seven passes for a team-high 100 yards . . . Also returned one punt for ten yards . . . Opened in First-Round Playoff victory vs. Indianapolis (12/30) . . . Led team with four receptions for 57 yards . . . All four of his catches in the game occurred in the second half, including three in the fourth quarter and overtime period . . . In addition, all four converted a third down . . . In his career, has appeared in ten playoff games, including nine starts. . . Has caught 50 passes for 603 yards and a touchdown. . . Also has brought back nine punts for 113 yards, a 12.6-yard average, with a long of 20. . . Reception total is the second-most in Dolphins playoff history, trailing only Tony Nathan, who notched 65 catches in 11 games. . . His yardage total is third-most on the club's all-time playoff list:

#### MIAMI DOLPHINS ALL-TIME PLAYOFF RECEIVING LEADERS

RECEPTIONS			RECEIVING YARDS		
PLAYER	GAMES	CATCHES	PLAYER	GAMES	YARDS
1. Tony Nathan	11	65	1. Paul Warfield	11	717
2. O.J. McDUFFIE	10	50	2. Tony Nathan	11	649
3. Paul Warfield	11	34	3. O.J. McDUFFIE	10	603
4. Mark Duper	10	32	4. Mark Duper	10	595
5. Mark Clayton	10	31	5. Mark Clayton	10	498

**CAREER RECEPTIONS:** McDuffie registered the 400th reception of his NFL career on December 27, 1999 against the N.Y. Jets at Pro Player Stadium. . . It came on a ten-yard pass from Dan Marino, and McDuffie became just the fourth player in club history to reach the 400-catch mark . . . With 415 career receptions, McDuffie ranks fourth on the Dolphins' all-time list for receptions:

#### MIAMI DOLPHINS ALL-TIME RECEPTION LEADERS

PLAYER	YEARS	RECPTS	PLAYER	YEARS	RECPTS
1. Mark Clayton	1983-92	550	6. Duriel Harris	1976-83, 1985	269
2. Mark Duper	1982-92	511	7. Bruce Hardy	1978-89	256
3. Nat Moore	1974-86	510	8. Jim Jensen	1981-92	229
4. O.J. McDUFFIE	1993-00	415	9. Jim Kiick	1968-74	221
5. Tony Nathan	1979-87	383	10. Howard Twilley	1966-76	212

**CAREER RECEIVING YARDAGE:** McDuffie reached the 5,000-yard receiving plateau when he caught an 18-yard pass from Damon Huard vs. N.Y. Jets on November 19, 2000 . . . The reception converted a third-and-6 and kept alive a drive that led to a field goal . . . With 5,074 career receiving yards, McDuffie stands in fourth on the Dolphins' all-time list:

#### MIAMI DOLPHINS ALL-TIME RECEIVING YARDAGE LEADERS

PLAYER	YEARS	YARDS	PLAYER	YEARS	YARDS
1. Mark Duper	1982-92	8,869	6. Tony Nathan	1979-87	3,592
2. Mark Clayton	1983-92	8,643	7. Paul Warfield	1970-74	3,355
3. Nat Moore	1974-86	7,547	8. Irving Fryar	1993-95	3,190
4. O.J. McDUFFIE	1993-00	5,074	9. Howard Twilley	1966-76	3,064
5. Duriel Harris	1976-83, 1985	4,534	10. Tony Martin	1989-93, 1999-00	2,909

**CAREER TOUCHDOWNS:** McDuffie has amassed 29 receiving touchdowns in his eight-year career with the Dolphins, fifth on the team's all-time list. . . With four more receiving scores, he would tie Paul Warfield for fourth:



## MIAMI DOLPHINS ALL-TIME TOUCHDOWN RECEPTION LEADERS

PLAYER	YEAR	TDs
1. Mark Clayton	1983-92	81
2. Nat Moore	1974-86	74
3. Mark Duper	1982-92	59
4. Paul Warfield	1970-74	33
5. O.J. McDUFFIE	1993-00	29

McDuffie has accumulated 32 overall touchdowns in his career, ninth on the club's all-time list . . . In addition to his 29 TD receptions, McDuffie also has returned two punts for touchdowns (both in 1993) and one fumble for a score (1997):

## MIAMI DOLPHINS ALL-TIME TOUCHDOWN LEADERS

PLAYER	YEARS	TDR	TDP	TDRT	TOTAL
1. Mark Clayton	1983-92	0	81	1	82
2. Nat Moore	1974-86	1	74	0	75
3. Mark Duper	1982-92	0	59	0	59
4. Larry Csonka	1968-74, 1979	53	4	0	57
5. Mercury Morris	1969-75	29	1	3	33
Paul Warfield	1970-74	0	33	0	33
Tony Nathan	1979-87	16	16	1	33
Karim Abdul-Jabbar	1996-99	32	1	0	33
9. O.J. McDUFFIE	1993-00	0	29	3	32
10. Jim Kiick	1968-74	28	3	0	31

**CAREER 100-YARD RECEIVING GAMES:** In his career, McDuffie has registered nine 100-yard receiving games during the regular season, seventh-most in team history . . . Overall, including playoffs, McDuffie has reached the century mark in receiving yardage 11 times . . . With his next 100-yard receiving game, McDuffie would move into a tie for fourth on the Dolphins' all-time list, along with Paul Warfield, Duriel Harris and Irving Fryar . . . With three more, he would join Nat Moore in third spot:

## MOST 100-YARD RECEIVING GAMES IN MIAMI DOLPHINS HISTORY

PLAYER	YEAR	100-YD. GAMES	PLAYER	YEARS	100-YD. GAMES
1. Mark Duper	1982-92	28	Duriel Harris	1976-83, 85	10
2. Mark Clayton	1983-92	22	Irving Fryar	1993-95	10
3. Nat Moore	1974-86	12	7. O.J. McDUFFIE	1993-00	9
4. Paul Warfield	1970-74	10			

**CONSECUTIVE GAMES RECEPTION STREAK:** From September 10, 1995 (at New England) through the end of the 1999 season, McDuffie caught a pass in 74 straight games . . . The streak was snapped on October 23, 2000 at the N.Y. Jets . . . Prior to the streak ending, McDuffie had caught a pass in 85 of his previous 86 contests . . . His streak of 74 games is the second-longest in Dolphins history, trailing only Mark Clayton, who caught a pass in a club-record 92 straight games from 1986-92 (6th game in '86 through 16th game in '92, missing 11 games during that span) . . .

**FIRST DOWNS:** Over the course of his career, McDuffie has displayed a knack for making the key catch at the critical time . . . In his eight NFL seasons, McDuffie has touched the ball 430 times, including 415 receptions . . . Of that total, 299 have been converted into first downs (294 receptions, five rushing) . . . On third down, McDuffie has handled the ball 154 times (153 receptions, one rush), and has accounted for a first down on 125 occasions (124 receptions, one rush) . . .

## McDUFFIE'S FIRST DOWN EFFICIENCY

YEAR	RECEIVING			RUSHING			TOTAL PLAYS		
	REC.	FIRST DOWNS	PCT.	RUSH.	FIRST DOWNS	PCT.	TOTAL PLAYS	FIRST DOWNS	PCT.
1993	19	16	.842	1	0	.000	20	16	.800
1994	37	28	.757	5	3	.600	42	31	.738
1995	62	51	.823	3	1	.333	65	52	.800
1996	74	50	.676	2	1	.500	76	51	.671
1997	76	50	.658	0	0	.000	76	50	.658
1998	90	60	.667	3	0	.000	93	60	.645
1999	43	30	.698	0	0	.000	43	30	.698
2000	14	9	.643	1	0	.000	15	9	.600
<b>TOTALS</b>	<b>415</b>	<b>294</b>	<b>.708</b>	<b>15</b>	<b>5</b>	<b>.333</b>	<b>430</b>	<b>299</b>	<b>.695</b>

**AMONG PUNT RETURN LEADERS:** In his career, McDuffie has returned 127 punts for 1,127 yards, an 8.9-yard average, including two touchdowns and a long of 72 . . . His two returns for touchdowns are tied with Tom Vigorito and Freddie Solomon for the most punt returns by a Dolphin in a career. . . Both of McDuffie's returns for scores occurred in 1993, making him the only player in team history to have two punt returns for touchdowns in the same season . . . In addition, his career punt return yardage total is second-most in Dolphins history, trailing only Jake Scott, who amassed 1,330 yards from 1970-75.

**1999** – Signed four-year contract extension through the 2004 season on July 28, 1999 . . . Played in 12 regular season games with ten starts, including each of the first nine . . . Was inactive for four of the last six games with a left great toe sprain . . . Was third on the team in both receptions and receiving yardage with 43 catches for 516 yards . . . Scored two touchdowns on the year . . . Also fielded seven punts for 62 yards, an 8.9-yard average, with a long of 21, and returned one kickoff for 17 yards . . . Led the team in receptions four times and topped club in receiving yardage on three occasions . . . Tied for team-lead with four receptions in season-opener at Denver (9/13), totaling 54 yards, including a four-yard TD catch . . . Hauled in four passes for a team and season-high 85 yards the following week vs. Arizona (9/19) . . . Led club with a season-high seven catches for 64 yards vs. Buffalo (10/4) . . . Tied for team-lead with four catches, while compiling a team-high 41 yards vs. Philadelphia (10/24), when he surpassed Tony Nathan into fourth on the team's all-time reception list . . . Did not start vs. New England (11/21), snapping a string of 73 straight starts, dating back to 1994 . . . Prior to that, the last game he did not start occurred on December 25, 1994 against Detroit . . . Was inactive at Dallas (11/25) with a left great toe sprain sustained in the Patriots game the previous week . . . That ended a string of 88 consecutive contests in which he had played, dating back to 1994 . . . Prior to that, the last time he missed a game occurred on September 11, 1994 against Green Bay in Milwaukee when he did not play due to a knee injury . . . Tied a season-high with seven catches, totaling 79 yards, vs. N.Y. Jets (12/27) . . . A ten-yard reception in that game was the 400th of his career during the regular season, the fourth Dolphin ever to attain that plateau . . . Underwent surgery to correct his toe problem on February 16, 2000 . . . The surgery was performed by Dr. Robert Anderson at Charlotte (N.C.) Medical Center . . . Started both playoff games . . . Was second on the team with seven catches for 101 yards with a long of 27 . . . Caught five passes for 82 yards in First-Round victory at Seattle (1/9/00).

**1998** – Started all 16 regular season games for the fourth consecutive season . . . Finished the '98 season with a team-leading 90 receptions for 1,050 yards and seven touchdowns . . . His reception and yardage totals both represent personal-highs . . . Also led the NFL in receptions, the first Dolphin ever to lead the league in that category . . . Yardage total ranked seventh in the AFC and 15th in the NFL . . . It also stands as the ninth-highest single-season total in club history . . . Seven receiving scores tied with Oronde Gadsden for the team-lead in both receiving touchdowns and overall touchdowns . . . Also marked the third straight year in which he led the team in receiving, just the second Dolphin to achieve that feat . . . Nat Moore (1974-79) was the first . . . Led the Dolphins in receiving 13 times during the course of the season . . . Recorded four 100-yard receiving games, including three in the regular season and one in the playoffs . . . Also fielded 12 punts for an 11.8-yard average with a long of 39 . . . Was voted as the team's Most Valuable Player for the second consecutive season in 1998 in



balloting of the South Florida media . . . Also earned the 1998 Biletnikoff Award for leading the NFL in receptions and was chosen to the All-Madden team, as selected by FOX-TV broadcaster John Madden . . . Underwent bi-lateral ankle arthroscopies for bone spur removals on January 14, 1999 . . . The surgery was performed by Dr. John Uribe at HealthSouth Doctor's Hospital in Coral Gables . . .

**RECEPTIONS:** With 90 catches in 1998, McDuffie became team's single-season reception leader, surpassing the previous record of 86, set by Mark Clayton in 1988 . . . He broke Clayton's record in the season finale on December 27 at Atlanta . . . In addition, McDuffie now holds two of the top three single-season receiving figures in Dolphins history and three of the top five . . . McDuffie registered the 300th reception of his NFL career on November 8 against Indianapolis at Pro Player Stadium . . . It came on a 61-yard TD catch from Dan Marino in the first quarter:

### MIAMI DOLPHINS SINGLE-SEASON RECEPTION LEADERS

PLAYER	YEAR	RECEPTIONS
1. O.J. McDUFFIE	1998	90
2. Mark Clayton	1988	86
3. O.J. McDUFFIE	1997	76
4. Terry Kirby	1993	75
5. O.J. McDUFFIE	1996	74

**RECEIVING YARDAGE:** With 1,050 yards receiving in 1998, McDuffie accounted for the first 1,000-yard receiving season in his career . . . His yardage total ranked seventh in the AFC and 15th in the NFL in 1998 . . . It was the 12th time in Dolphins history (four players) that a player has reached the 1,000-yard receiving mark in a season, and the first since Irving Fryar did it in 1994, when he amassed 1,270 yards . . . McDuffie's yardage figure is the ninth-highest by a Dolphin in a season:

### MIAMI DOLPHINS SINGLE-SEASON RECEIVING YARDAGE LEADERS

PLAYER	YEAR	YARDS	PLAYER	YEAR	YARDS
1. Mark Clayton	1984	1,389	6. Mark Clayton	1988	1,129
2. Mark Duper	1986	1,313	7. Mark Duper	1991	1,085
3. Mark Duper	1984	1,306	8. Mark Clayton	1991	1,053
4. Irving Fryar	1994	1,270	9. O.J. McDUFFIE	1998	1,050
5. Mark Clayton	1986	1,150	10. Tony Martin	1999	1,037

**TALE OF TWO HALVES:** McDuffie emerged over the second half of the 1998 season and recorded 60 receptions for 705 yards and seven touchdowns in the final eight games of the year . . . The following is a comparison of McDuffie's first and second halves of the 1998 regular season:

### McDUFFIE BY HALF OF THE 1998 SEASON

	RECEPTIONS	YARDS	AVERAGE	LG	TDs	100-YD. GAMES
Games 1-8	30	345	11.5	41	0	0
Games 9-16	60	705	11.8	61t	7	3

**GAME HIGHLIGHTS:** Caught two passes for 14 yards and surpassed Duruel Harris into fifth on the team's career receiving list in season-opener at Indianapolis (9/6) . . . Led team with seven receptions for 68 yards in a Monday night game at Jacksonville (10/12) . . . Topped team's receiving chart with six catches for 77 yards vs. New England (10/25) . . . In the process, moved past Tony Nathan into fifth on the Dolphins' all-time receiving yardage list . . . Five of his six receptions went for first downs . . . Led Dolphins in receiving with nine receptions for 132 yards and two touchdowns vs. Indianapolis (11/8) . . . Nine catches tied for his most during the regular season in his career and now is tied for second . . . Yardage total is the third-highest output of his career during the regular season . . . It represented the seventh 100-yard receiving game of his career in the regular season and his eighth overall, including playoffs . . . 117 yards came in the first half, marking the first time that a Dolphin notched 100 receiving yards in a half

since McDuffie had 100 yards in the second half on November 23, 1997, at New England . . . Also marked the third multiple-touchdown game of his career . . . First touchdown of the game came on a 61-yard grab from Dan Marino in the first quarter . . . Not only was it the 300th reception of his career during the regular season, but it was the longest catch of his career, surpassing his previous long of 55, which he accounted for on October 27, 1997, against Chicago . . . Seven of his nine catches were converted into first downs . . . Topped Dolphins' receiving chart with nine catches for 102 yards and three touchdowns, marking the first three-TD game of his career, vs. New Orleans (11/29) . . . Scores came on catches of 22, 7 and 9 yards, all from Dan Marino . . . Nine catches matched the second-highest single-game total of his career . . . It marked the eighth 100-yard receiving game of his career during the regular season and ninth overall, including playoffs . . . The three touchdowns also were a career-high, surpassing his previous best of two, which he had accomplished on three other occasions . . . It was the first time that a Dolphin had three touchdown catches in a game since Mark Ingram grabbed four scores on November 27, 1994, at the N.Y. Jets . . . McDuffie's second touchdown of the game, a seven-yard reception in the fourth quarter, was the 400th touchdown pass in Dan Marino's career . . . His third score of the afternoon, a nine-yarder in the fourth quarter, was the 25th receiving touchdown of his career, tying him with Bruce Hardy for fifth on the Dolphins' all-time list . . . Seven of his nine receptions went for first downs. . . Also returned five punts for 84 yards, a 16.8-yard average, including a long of 39, the longest punt return by a Dolphin in 1998 . . . Led the Dolphins in both receiving and receiving yardage vs. N.Y. Jets (12/13) with 11 catches for 105 yards and a touchdown . . . Eight of his 11 catches went for first downs . . . His touchdown came on a three-yard reception from Dan Marino . . . His reception total marked a new regular season career-high, and matched an overall personal-best that he first set in a First-Round Playoff game at Buffalo on December 30, 1995 . . . Reception total also is the second-highest single-game figure in club history during the regular season, surpassed only by Jim Jensen's 12 catches at New England on November 6, 1988 . . . It marked the ninth 100-yard receiving game of his career during the regular season and his tenth overall, including playoffs . . . His TD catch was the 26th of his career, moving him past Bruce Hardy into sole possession of fifth place on the Dolphins' all-time list . . . Had five catches for 82 yards and a touchdown, which came on a 12-yard grab from Dan Marino, in season finale at Atlanta (12/27) . . . His second catch of the contest, a 28-yard reception on the first play of the second quarter, was his 87th catch of the year, eclipsing Mark Clayton's single-season record for receptions of 86, which he set in 1988 . . . Four of his five catches were converted into first downs . . . Started both playoff games following the 1998 season and led the team with 15 receptions for 171 yards . . . Also returned one punt for 20 yards . . . In a First-Round Playoff game vs. Buffalo (1/2/99), caught six passes for 53 yards, while also adding one punt return for 20 yards . . . In Divisional contest at Denver (1/9/99), registered nine receptions for 118 yards . . . Both figures rank as the second-most of his playoff career, trailing only the 11 catches and 154 yards for which he accounted in a First-Round Playoff contest at Buffalo on December 30, 1995.

**1997** – Started all 16 regular season games . . . Led team with 76 catches for 943 yards and one touchdown reception . . . Also advanced a Charles Jordan fumble four yards for a touchdown at N.Y. Jets (10/12) . . . Reception total ranked fifth in the AFC and 11th in the NFL, while receiving yardage figure was 11th in the conference . . . Both totals represented single-season career-highs to that point, surpassing his previous bests of 74 catches and 918 yards, both achieved in 1996 . . . Led Dolphins in receiving a total of 11 times and receiving yardage on seven occasions . . . Also returned two punts for four yards on the season . . . Was voted as an offensive captain in a vote of his teammates on November 5 . . . Was selected as the team's 1997 Most Valuable Player in a vote of South Florida media, becoming only the second wide receiver in franchise history to receive the award (Paul Warfield was co-MVP for the 1970 season) . . . Underwent surgery to repair bi-lateral inguinal hernias (double hernia) by Dr. Joseph Diaco at St. Joseph's Hospital in Tampa, Fla., on May 6, 1997 . . . Led the Dolphins with eight catches for 135 yards vs. Tennessee (9/7) . . . Eight catches marked his second-highest output of the season . . . His 135 yards is the second-highest regular season output of his career and third overall, including playoffs . . . Fourth reception in the game marked the 200th of his career during the regular season, the tenth Dolphins player to achieve that plateau . . . Hauled in six passes for 55 yards, including a one-yard TD grab, his only touchdown reception of the year, at Tampa Bay (9/21) . . . Moved ahead of Howard Twilley into ninth on the Dolphins' all-time reception list . . . Had four catches for 55 yards at N.Y. Jets (10/12) . . . Also scored a touchdown on a fumble recovery, scooping up a Charles Jordan fumble following a 22-yard reception from Dan Marino, and taking it in four yards for the score . . . Marked his first career fumble recovery for a touchdown . . . Moved past Jim Kiick into eighth on the Dolphins' all-time reception chart . . . Led Dolphins with seven catches for 77 yards at Baltimore (10/19) . . .



Moved past Jim Jensen into seventh on the club's all-time receiving list . . . Totaled a team-high seven catches for 137 yards vs. Chicago (10/27) . . . Yardage figure is his highest during the regular season, and second overall including postseason . . . Had a season-long 55-yard catch, from Dan Marino, in the game as well . . . Put together his third 100-yard receiving game of the season with nine receptions for 110 yards at New England (11/23) . . . Moved past Irving Fryar into seventh on the Dolphins' all-time receiving yardage chart . . . Had four catches for 34 yards at Oakland (11/30), and moved ahead of Bruce Hardy into sixth place on the Dolphins' all-time reception list . . . Had four receptions for 44 yards vs. Detroit (12/7), marking the 44th straight game in which he had caught a pass, surpassing Mark Duper and Keith Byars for the second-longest streak in team history . . . Had four catches for 48 yards in season finale vs. New England (12/22), and in the process overtook Paul Warfield for sixth place on the Dolphins' all-time receiving yardage chart . . . Started in First-Round Playoff contest at New England (12/28) . . . Caught three passes for six yards . . . Also fielded four punts for 34 yards with a long return of 12.

**1996** — Started all 16 games . . . Finished as club's leading receiver with 74 catches for 918 yards and eight touchdowns . . . His 74 catches and his 918 yards in receptions both represent the third-highest single-season totals of his career . . . In addition, his 74 catches is the fifth highest single-season total in Dolphins history . . . McDuffie finished ranked tenth in the AFC and 19th in the NFL in receiving and was 13th in the AFC in reception yardage . . . Also finished seventh in the AFC with a punt return average of 9.6 yards per return, with 212 yards on 22 returns with a long of 19 . . . Led the Dolphins in receptions ten times and in receiving yardage six times . . . Tied for team-lead with three catches for 30 yards and scored first TD reception of season on a five-yard grab at Arizona (9/8) . . . Led Dolphins in receiving and reception yardage at Philadelphia (10/20) with seven catches for 121 yards and two touchdowns . . . His two touchdown catches against the Eagles came on a 24-yard pass from Craig Erickson and a 17-yard pass from Bernie Kosar . . . It was second time in his career he had two touchdown receptions in a game (having also caught two TD passes on November 26, 1995 at Indianapolis) . . . Also caught a 36-yard pass in the Eagles contest, tied for his longest catch of the year . . . Led Miami in both receptions and yardage with five for 84 yards, including a 29-yard touchdown reception, at New England (11/3) . . . Led Miami in both receiving and in reception yardage at Indianapolis (11/10) with six catches for 106 yards and one touchdown, coming on a 12-yard pass from Dan Marino . . . His season-long 36-yard reception from Dan Marino in the second quarter put Marino over 50,000 yards passing for his career . . . Caught a season-high eight passes, at Houston (11/17) . . . His eight catches, along with his 86 yards, both led the Dolphins that day . . . Closed out the year by catching a TD pass in each of Miami's final two games (vs. Buffalo 12/16 and at N.Y. Jets 12/22) . . .

**CLUTCH CATCHES:** In 1996, McDuffie caught 26 passes for 351 yards on third down . . . In addition, four of his eight touchdown receptions on the year occurred on third down . . . His 26 third-down catches were the third-most in the AFC and tied for sixth in the NFL in 1996 . . . His 51 total first downs (50 receptions) tied for 19th in the AFC, and were eighth among conference wide receivers.

**1995** — Started all 16 regular season games and one playoff contest . . . Finished with 62 receptions for 819 yards and eight touchdowns . . . Ranked 13th in AFC in receptions and 13th in AFC in receiving yards and finished second on club in receiving and reception yardage . . . Ranked third on team in scoring with 50 points on eight touchdowns and one two-point conversion . . . Led club in both punt returns, with an average of 6.8 yards per return, and kickoff returns, with an average of 24.5 yards per return . . . Ranked seventh in AFC and tied for ninth in NFL in kickoff returns . . . Led Dolphins in receptions four times and in reception yardage five times . . . Voted by South Florida media as club's Outstanding Receiver for first time in career . . . Had five catches for 54 yards, including a game-winning 16-yard touchdown reception with 1:03 left in game to put team ahead 26-23, at Cincinnati (10/1) . . . Led club in both receptions and receiving yardage at New Orleans (10/15) with seven catches for 86 yards and a touchdown . . . Had three receptions for 46 yards with a touchdown and added one rush for 11 yards, his first rushing attempt of season, against New England (11/12) . . . Notched six catches for 66 yards against San Francisco (11/20) with one touchdown, quarterback Dan Marino's 342nd TD pass of career, tying him with Fran Tarkenton for first place on NFL's all-time list . . . His touchdown against the 49ers was the fourth of season, a new career-high at that point . . . Led club with six catches for 76 yards and two touchdowns at Indianapolis (11/26), marking first game of career with two or more touchdown receptions . . . Had regular-season-high 96 receiving yards on six catches against Atlanta (12/3) . . . Scored a touchdown to go along with four catches for 34 yards against Kansas City (12/11) . . . Concluded regular season at St. Louis (12/24) with three catches for 61 yards and one touchdown, including

season-long 48-yard reception . . . Started First-Round Playoff game at Buffalo (12/30) . . . Established team playoff record with 11 receptions for 154 yards . . . His 11 receptions broke old playoff mark of ten established twice by running back Tony Nathan, who caught ten passes in Super Bowl XIX versus San Francisco (1/20/85) and in AFC Divisional Playoff game against Cleveland (1/4/86) . . . His 154 receiving yards broke old playoff mark of 148 yards, set by wide receiver Mark Duper in Divisional Playoff versus Pittsburgh (1/6/85) . . . His 280 combined yards (154 receiving, nine rushing, 12 punt returns and 105 kickoff returns) set an all-time Dolphins postseason mark and is second all-time in club history, behind Mercury Morris' 302 total yards (89 rushing, 68 receiving, 145 kick/punt returns) at Baltimore on Nov. 1, 1970 . . . After a fourth quarter touchdown by running back Terry Kirby, caught first two-point conversion in team playoff history.

**1994** – Played in 15 games with three starts in the regular season and started both playoff contests . . . Finished with 37 catches for 488 yards and three touchdowns . . . Added five rushes for 32 yards . . . Ranked fifth on team in receptions and fourth in reception yards . . . Averaged 7.1 yards per return on 32 punt returns and 21.3 yards per return on 36 kickoff returns . . . Caught one pass for 21 yards in season opener against New England (9/4) before suffering strained right knee . . . Was inactive at Green Bay (9/11) due to knee injury . . . Had two catches for 38 yards and first NFL touchdown reception, at Minnesota (9/25) . . . Caught two passes for 21 yards and a touchdown at Buffalo (10/9) . . . Had seven receptions for 108 yards and a touchdown against Indianapolis (11/6) . . . Made first NFL start, against Chicago (11/13), and had two catches for 43 yards and a forced fumble following a Donnell Woolford interception of a Dan Marino pass (recovered by teammate Keith Sims to give ball back to Miami) . . . Tied for team lead with five catches for 66 yards and added one rush for five yards against Kansas City (12/12) . . . Started both playoffs contests . . . Finished with seven catches for 71 yards . . . Had two receptions for 25 yards and added one rush for 19 yards in First-Round Playoff game against Kansas City (12/31) . . . Posted five catches for 46 yards in Divisional Playoff contest at San Diego (1/8/95).

**1993** – Saw action in all 16 games as a rookie . . . Finished with 19 catches for 197 yards . . . Had an exceptional season as both a kickoff and punt returner . . . Selected by WIOD Radio as Miami's Outstanding Special Teams Player . . . Had 28 punt returns for 317 yards for an average of 11.3 yards per return and two touchdowns . . . Also had 32 kickoff returns for 755 yards for an average of 23.6 yards per return . . . Made Dolphins debut in season opener at Indianapolis (9/5) with one kickoff return for 21 yards and three punt returns for 15 yards, but fumbled first career punt return and the ball was recovered by Rodney Culver who returned it 56 yards for a touchdown . . . Recorded first receptions of NFL career, against Washington (10/4), with two catches for 23 yards . . . Had four punt returns for 86 yards and scored on 71-yard punt return for a touchdown against Indianapolis (10/24) . . . McDuffie's average of 21.5 yards per punt return set a new Dolphins club record (which he later broke with a 22.8 avg. on December 13, 1993 against Pittsburgh) for the highest punt return average in a single game, breaking the former record of 18.8 yards per return, which was set by Charlie Babb on November 23, 1975, against Baltimore (four returns for 75 yards) . . . McDuffie became the first Dolphin to return a punt for a touchdown since Scott Schwedes had a 70-yard punt return for a TD at Indianapolis on December 17, 1989 . . . Caught two passes for 18 yards and returned five punts for 114 yards with a 72-yard touchdown return in a Monday night game against Pittsburgh (12/13) . . . It was the fifth longest punt return in Dolphins history and McDuffie's second punt return for a touchdown of the season (the other came on a 71-yard punt return against Indianapolis on Oct. 24, 1993) . . . He became the first Dolphin in club history to return two punts for a touchdown in the same season . . . McDuffie's average of 22.8 yards per return against the Steelers broke his own club record for the highest punt return average in a single game, which he had set earlier on Oct. 24, 1993, vs. Indianapolis (21.5 on four returns for 86 yards) . . . Had a season-high three catches for 41 yards against Buffalo (12/19) . . . Recorded two catches for 18 yards and added five kickoff returns for 132 yards, including a 48-yard return, at San Diego (12/27) . . . First-round draft choice (25th overall) of Miami in 1993 . . .

**AMONG RETURN LEADERS:** Led the Dolphins in both punt and kickoff returns . . . Finished fourth in the AFC and sixth in the NFL in punt returns with an average of 11.3 yards per return (317 yards on 28 returns) . . . Ranked second in the AFC and sixth in the NFL in kickoff returns with an average of 23.6 yards per return . . . Was the only player in the AFC to rank in the top five in both kickoff returns and punt returns . . . Scored two touchdowns on punt returns, which tied three others for the most in NFL in 1993 . . . Became the first player in Dolphins history to score two punt return touchdowns in a season . . . Tied team record with Freddie Solomon (1975-77) and Tom Vigorito (1981-85) as only Dolphins players to return two



punts for touchdowns in a career . . . Set Dolphins single-season record for fair catches on punt returns with 22, which eclipsed former record of 18 held by Jake Scott in 1971 . . . Had an average of 22.8 yards per punt return against Pittsburgh (12/13) with five returns for 114 yards, which broke his own club record for the highest punt return average in a single game of 21.5, which he had set against Indianapolis on October 24, 1993, with four returns for 86 yards.

## COLLEGE

Four-year letterman (1988-89, 1991-92) and two-year starter at Penn State . . . Posted career statistics of 125 catches for 1,988 yards (15.9 avg.) and 16 scores . . . Added 33 rushes for 330 yards (10.0 avg.) and a TD . . . Also returned 84 punts for 1,059 yards (12.6 avg.) and three touchdowns and 24 kickoffs for 488 yards for a 20.3 average . . . Named first-team All-America by numerous publications as a senior . . . Became school's first consensus All-America since linebacker Shane Conlan and running back D.J. Dozier in 1986 . . . Caught 63 passes for 977 yards (15.5 avg.) and nine scores and added 133 yards on seven carries . . . Returned 30 punts for 398 yards (13.3 avg.) and 14 kickoffs for 323 yards (23.1 avg.) . . . His 1,831 all-purpose yards topped school's all-time single-season record of 1,772 total yards by Blair Thomas in 1987 . . . Caught 46 passes for 790 yards (17.2 avg.) and six touchdowns as a redshirt junior . . . Added seven rushes for 102 yards (14.6 avg.) and a score . . . Also had 33 punt returns for 358 yards (10.8 avg.) and two TDs and five kickoff returns for 117 yards (23.4 avg.) and a long of 49 yards . . . Tied former Dolphins player Jimmy Cefalo's school record of two punt returns for touchdowns in a season . . . Averaged 124.3 all-purpose yards per game . . . Received a medical redshirt in 1990 . . . Caught one pass for 15 yards . . . Had two punt returns for 25 yards vs. Texas . . . Played as reserve receiver as a sophomore in 1989 . . . Caught 11 passes for 164 yards (14.9 avg.) and a score . . . Added 17 carries for 88 yards . . . Ranked seventh in nation in punt returns with 19 returns for 278 yards (14.6 avg.) and a score . . . Saw limited action as a freshman in 1988 . . . Caught four passes for 42 yards . . . Added one rush for six yards . . . Holds B.A. in labor and industrial relations.

## PERSONAL

Single, resides in Plantation, Fla . . . Played one season of baseball at Penn State (1990) . . . Batted .336 with 43 hits, 23 runs scored, 17 RBIs and tied school's season records with a hit in 18 straight games and stealing 20 of 21 bases . . . All-America choice by USA Today as a senior at Hawken High School in Gates Mills, Ohio as a wide receiver and running back . . . Rushed for 1,834 yards on 261 carries and caught 45 passes for 633 yards and scored 28 touchdowns as a senior . . . Also lettered in baseball in high school by belting ten home runs and hitting .539 as a senior . . . Participated in public service announcement by the South Florida Transplant Foundation for organ donation awareness . . . Has participated in events benefiting the Cystic Fibrosis Foundation . . . Assisted in building a house in Little Haiti for Habitat for Humanity during the 1999 offseason . . . Hosted the O.J. McDuffie Charity Golf Tournament the past three offseasons, which is in Fort Lauderdale . . . Served as the Dolphins representative for the United Way public service announcement in 2000 . . . Lists "Lion King" as favorite movie, "Martin" as favorite television show, "The Iliad" as favorite book . . . Named O.J. by grandmother after one of her favorite players, former Buffalo great O.J. Simpson . . . Started his own website for fans last year located at [www.ojmcduffie81.com](http://www.ojmcduffie81.com) . . . During the 2000 offseason, flew with the U.S. Navy's Blue Angels as part of the Ft. Lauderdale Air and Sea Show . . . An avid bowler, O.J. rolled a 299 game this past offseason . . . Full name is Otis James McDuffie, born December 2, 1969, in Marion, Ohio.

## O.J. McDUFFIE'S NFL REGULAR SEASON STATISTICS

YEAR	TEAM	RECEIVING						RUSHING			
		G-S	ATT.	YDS.	AVG.	LG	TD	NO.	YDS.	LG	TD
1993	Miami	16-0	19	197	10.4	18	0	1	-4	-4	0
1994	Miami	15-3	37	488	13.2	30	3	5	32	12	0
1995	Miami	16-16	62	819	13.2	48	8	3	6	11	0
1996	Miami	16-16	74	918	12.4	36	8	2	7	7	0
1997	Miami	16-16	76	943	12.4	55	1	0	0	0	0
1998	Miami	16-16	90	1050	11.7	61t	7	3	11	5	0
1999	Miami	12-10	43	516	12.0	34	2	0	0	0	0
2000	Miami	9-1	14	143	10.2	24	0	1	-3	-3	0
<b>8-YEAR TOTALS</b>		<b>116-78</b>	<b>415</b>	<b>5074</b>	<b>12.2</b>	<b>61t</b>	<b>29</b>	<b>15</b>	<b>49</b>	<b>12</b>	<b>0</b>

## O.J. McDUFFIE'S NFL PLAYOFF STATISTICS

YEAR	TEAM	RECEIVING						RUSHING			
		G-S	ATT.	YDS.	AVG.	LG	TD	NO.	YDS.	LG	TD
1994	Miami	2-2	7	71	10.1	17	0	1	19	19	0
1995	Miami	1-1	11	154	14.0	31	1	1	9	9	0
1997	Miami	1-1	3	6	2.0	5	0	0	0	0	0
1998	Miami	2-2	15	171	11.4	23	0	1	3	3	0
1999	Miami	2-2	7	101	14.4	27	0	0	0	0	0
2000	Miami	2-1	7	100	14.3	19	0	0	0	0	0
<b>PLAYOFF TOTALS</b>		<b>10-9</b>	<b>50</b>	<b>603</b>	<b>12.1</b>	<b>31</b>	<b>1</b>	<b>3</b>	<b>31</b>	<b>19</b>	<b>0</b>

## ADDITIONAL STATS

**Passing:** (P-0 for 1, 39.6 rating)

**Punt Returns:** 28 for 317 yards, 22 FC, 11.3 avg., long 72t, 2 TDs in 1993; 32 for 228 yards, 15 FC, 7.1 avg., long 26 in 1994; 24 for 163 yards, 12 FC, 6.8 avg., long 24 in 1995; 22 for 212 yards, 24 FC, 9.6 avg., long 19 in 1996; 2 for 4 yards, 1 FC, 2.0 avg., long 3 in 1997; 12 for 141 yards, 8 FC, 11.8 avg., long 39 in 1998; 7 for 62 yards, 8 FC, 8.9 avg., long 21 in 1999; 0 for 0 yards, 1 FC in 2000 for total of 127 for 1,127 yards, 91 FC, 8.9 avg., long 72t, 2 TDs (P-9 for 113 yards, 7 FC, 12.6 avg., long 23)

**Kickoff Returns:** 32 for 755 yards, 23.6 avg., long 48 in 1993; 36 for 767 yards, 21.3 avg., long 46 in 1994; 23 for 564 yards, 24.5 avg., long 57 in 1995, 1 for 17 yards in 1999 for total of 92 for 2,103 yards, 22.9 avg., long 48 (P-10 for 249 yards, 24.9 avg., long 42)

**Miscellaneous Tackles:** 1 in 1993, 3 in 1994, 3 in 1995, 1 in 1996, 2 in 1997, 2 in 1998, 2 in 2000 for total of 14 (P-1)

**Forced Fumbles:** 1 in 1994

**Fumbles Recovered:** 1 in 1995, 1 for 4 yards, 1 TD in 1997 for total of 2 for 4 yards, 1 TD

**Two-Point Conversions:** 1 in 1995 (P-1)

## SINGLE-GAME HIGHS

<b>Most Receptions:</b>	*11	at Buffalo, 12/30/95
	11	vs. N.Y. Jets, 12/13/98
	9	at New England, 11/23/97
	9	vs. Indianapolis, 11/8/98
	9	vs. New Orleans, 11/29/98
	*9	at Denver, 1/9/99
	*154	at Buffalo, 12/30/95
	137	vs. Chicago, 10/27/97
	135	vs. Tennessee, 9/7/97
	132	vs. Indianapolis, 11/8/98
<b>Most Receiving Yards:</b>	121	at Philadelphia, 10/20/96
	3	vs. New Orleans, 11/29/98
	2	at Indianapolis, 11/26/95
	2	at Philadelphia, 10/20/96
	2	vs. Indianapolis, 11/8/98
<b>Most TD Receptions:</b>	61t	vs. Indianapolis, 11/8/98
<b>Longest Receptions:</b>		



55 vs. Chicago, 10/27/97  
 50 vs. Tennessee, 9/7/97  
 48 at St. Louis, 12/24/95  
 41 at Buffalo, 11/1/98

### 100-YARD RECEIVING GAMES (11)

DATE	OPPONENT	NO.	YDS.	LG	TD
11/6/94	Indianapolis	7	108	28t	1
12/30/95	*at Buffalo	11	154	31	1
10/20/96	at Philadelphia	7	121	36	2
11/10/96	Indianapolis	6	106	36	1
9/7/97	Tennessee	8	135	50	0
10/27/97	Chicago	7	137	55	0
11/23/97	at New England	9	110	27	0
11/8/98	Indianapolis	9	132	61t	2
11/29/98	New Orleans	9	102	22t	3
12/13/98	N.Y. Jets	11	105	20	1
1/9/99	*at Denver	9	118	23	0



\* Playoff Game

### O.J. McDUFFIE'S RECEIVING BREAKDOWN

	2000						CAREER					
	G	NO	YDS	AVG	LG	TD	G	NO	YDS	AVG	LG	TD
Buffalo	1	1	24	24.0	24	0	15	46	574	12.5	41	3
Indianapolis	1	0	0	0.0	0	0	14	49	659	13.4	61	6
Miami	-	-	-	-	-	-	-	-	-	-	-	-
New England	1	5	44	8.8	15	0	15	50	605	12.1	34	2
N.Y. Jets	2	1	18	18.0	18	0	15	50	572	11.4	29	2
<b>AFC East</b>	<b>5</b>	<b>7</b>	<b>86</b>	<b>12.3</b>	<b>24</b>	<b>0</b>	<b>59</b>	<b>195</b>	<b>2410</b>	<b>12.4</b>	<b>61</b>	<b>13</b>
Baltimore	-	-	-	-	-	-	1	7	77	11.0	18	0
Cincinnati	-	-	-	-	-	-	2	5	54	10.8	16	1
Cleveland	-	-	-	-	-	-	1	2	27	13.5	16	0
Jacksonville	-	-	-	-	-	-	1	7	68	9.7	15	0
Pittsburgh	-	-	-	-	-	-	5	18	202	11.2	35	1
Tennessee	-	-	-	-	-	-	3	20	262	13.1	50	0
<b>AFC Central</b>	<b>-</b>	<b>-</b>	<b>-</b>	<b>-</b>	<b>-</b>	<b>-</b>	<b>13</b>	<b>59</b>	<b>690</b>	<b>11.7</b>	<b>50</b>	<b>2</b>
Denver	-	-	-	-	-	-	2	10	111	11.1	28	1
Kansas City	-	-	-	-	-	-	4	14	186	13.3	25	1
Oakland	-	-	-	-	-	-	5	18	187	10.4	34	0
San Diego	1	3	36	12.0	16	0	4	7	71	10.1	16	0
Seattle	-	-	-	-	-	-	1	3	34	11.3	20	0
<b>AFC West</b>	<b>1</b>	<b>3</b>	<b>36</b>	<b>12.0</b>	<b>16</b>	<b>0</b>	<b>16</b>	<b>52</b>	<b>589</b>	<b>11.3</b>	<b>34</b>	<b>2</b>
<b>AFC Total</b>	<b>6</b>	<b>10</b>	<b>122</b>	<b>12.2</b>	<b>24</b>	<b>0</b>	<b>88</b>	<b>306</b>	<b>3689</b>	<b>12.1</b>	<b>61</b>	<b>17</b>
Arizona	-	-	-	-	-	-	2	7	115	16.4	34	1
Dallas	-	-	-	-	-	-	2	5	42	8.4	14	0
N.Y. Giants	-	-	-	-	-	-	2	4	35	8.8	15	0
Philadelphia	-	-	-	-	-	-	3	12	173	14.4	36	2
Washington	-	-	-	-	-	-	1	2	23	11.5	15	0
<b>NFC East</b>	<b>-</b>	<b>-</b>	<b>-</b>	<b>-</b>	<b>-</b>	<b>-</b>	<b>10</b>	<b>30</b>	<b>388</b>	<b>12.9</b>	<b>36</b>	<b>3</b>
Chicago	-	-	-	-	-	-	2	9	180	20.0	55	0
Detroit	1	0	0	0.0	0	0	3	8	64	8.0	19	0
Green Bay	1	3	17	5.7	6	0	2	7	53	7.6	15	0
Minnesota	-	-	-	-	-	-	1	2	38	19.0	26	1
Tampa Bay	1	1	4	4.0	4	0	2	7	59	8.4	13	1
<b>NFC Central</b>	<b>3</b>	<b>4</b>	<b>21</b>	<b>5.3</b>	<b>6</b>	<b>0</b>	<b>10</b>	<b>33</b>	<b>394</b>	<b>11.9</b>	<b>55</b>	<b>2</b>
Atlanta	-	-	-	-	-	-	2	11	178	16.2	30	1
Carolina	-	-	-	-	-	-	1	7	96	13.7	25	0
New Orleans	-	-	-	-	-	-	2	16	188	11.8	22	4
St. Louis	-	-	-	-	-	-	2	6	75	12.5	48	1
San Francisco	-	-	-	-	-	-	1	6	66	11.0	22	1
<b>NFC West</b>	<b>-</b>	<b>-</b>	<b>-</b>	<b>-</b>	<b>-</b>	<b>-</b>	<b>8</b>	<b>46</b>	<b>603</b>	<b>13.1</b>	<b>48</b>	<b>7</b>
<b>NFC Total</b>	<b>3</b>	<b>4</b>	<b>21</b>	<b>5.3</b>	<b>6</b>	<b>0</b>	<b>28</b>	<b>109</b>	<b>1385</b>	<b>12.7</b>	<b>55</b>	<b>12</b>

# O.J. McDUFFIE'S RECEIVING BREAKDOWN

	2000						CAREER					
	G	NO	YDS	AVG	LG	TD	G	NO	YDS	AVG	LG	TD
Home	4	5	39	7.8	18	0	59	222	2669	12.0	61	14
Road	5	9	104	11.6	24	0	57	193	2405	12.5	48	15
1st Down	9	1	6	6.0	6	0	116	128	1634	12.8	41	7
2nd Down	9	1	13	13.0	0	0	116	129	1593	12.3	61	6
3rd Down	9	11	114	10.4	24	0	116	152	1789	11.8	48	16
4th Down	9	1	10	10.0	10	0	116	6	58	9.7	14	0
1st Half	9	8	94	11.6	24	0	116	207	2640	12.8	61	12
2nd Half	9	6	49	8.2	15	0	116	206	2399	11.6	50	17
Overtime	1	0	0	0.0	0	0	6	2	35	17.5	25	0
Grass	7	13	119	9.2	18	0	82	315	3712	11.8	61	18
Turf	2	1	24	24.0	24	0	34	100	1362	13.6	48	11
Aug./Sept.	0	0	0	0	0	0	22	67	886	13.2	50	4
October	2	3	17	5.7	6	0	31	108	1319	12.2	55	6
November	3	4	54	13.5	18	0	33	128	1568	12.3	61	13
Dec./Jan.	4	7	72	10.3	24	0	30	112	1301	11.6	48	6
Games 1-8	2	3	17	5.6	6	0	57	189	2318	12.3	55	10
Games 9-16	7	11	126	11.5	24	0	59	226	2756	12.2	61	19
Wins	5	12	121	10.1	24	0	67	231	2788	12.1	61	14
Losses	4	2	22	11.0	18	0	49	184	2286	12.4	55	15
Ties	-	-	-	-	-	-	-	-	-	-	-	-

## JAMES McKNIGHT

### Wide Receiver

**6-1 • 198**  
**Born: 6/17/72**  
**College: Liberty '94**  
**Acquired: UFA (Dall.), 2001 • Signed Through: 2005**  
**NFL: Eighth Season • Dolphins: First Season**

# 80

## PRO CAREER

**2000** – Signed a five-year contract with the Dolphins as an Unrestricted Free Agent on March 16, 2001 . . . Turned in the most productive season of his NFL career . . . Started 15 of the 16 games in which he played . . . Moved into starting lineup following season-ending knee injury to Joey Galloway in week one . . . Led Dallas with 52 receptions for 926 yards . . . Also scored a pair of touchdowns . . . Recorded one special teams tackle on the year . . . Had a reception in all but one game, posted at least two catches in a game 13 times, including each of the final ten games . . . 17.8-yard average per reception was fourth in the NFC and tied for fourth in the NFL . . . His 11 career touchdown receptions have averaged 36.5 yards . . . Hauled in five passes for 86 yards, including a 47-yard TD reception from Randall Cunningham for his first touchdown as a Cowboy, in week two at Arizona (9/10), when he was making his first start as a Cowboy . . . Two weeks later vs. San Francisco (9/24), had six receptions for 129 yards, the third 100-yard receiving game of his career and the second-highest yardage total of his career . . . Saw limited action at N.Y. Giants (10/15) with a bruised shoulder, marking the only game of the year that he did not have a catch . . . Posted three receptions for 75 yards, including a season-long 48-yard catch, vs. Arizona (10/22) . . . Had six catches for 113 yards vs. Jacksonville (10/29) . . . Collected career-high totals of eight receptions for 164 yards, including a 35-yard scoring grab, vs. Cincinnati (11/12) . . . Six of his eight catches went for a first down . . . His yardage total that day was the most by a Cowboy since Michael Irvin had 198 yards at Arizona on December 8, 1996 . . . 100th career reception came on a 17-yard catch in the second quarter at Baltimore (11/19).

## FIN FACT

In 2000, James served as the Cowboys' player representative for the NFLPA.



**1999** – Sustained a torn anterior cruciate ligament during warmup drills prior to an intrasquad scrimmage on August 5 . . . Underwent surgery to repair the damage on August 26, was placed on injured reserve a day later . . . Was acquired by Dallas from Seattle on June 24, 1999 in exchange for a 2000 third-round draft choice.

**1998** – Started two of the 14 games in which he played in his final season with Seattle . . . Caught 21 passes for 346 yards and two touchdowns . . . Also had seven tackles on special teams . . . Was inactive vs. Oakland (11/1) with a hip pointer . . . Had three receptions for 66 yards vs. Oakland (11/15) . . . Against Dallas a week later (11/22), tallied three receptions for 22 yards, including a five-yard scoring pass from Warren Moon, the 290th TD pass of Moon's career, tying him with Johnny Unitas for third on the NFL's all-time list . . . Grabbed a season-high five passes for 113 yards, including a 59-yard TD catch from Jon Kitna, the following week vs. Tennessee (11/29) . . . Sat out season finale at Denver (12/27) with the flu.

**1997** – Started five of the 12 games in which he played . . . Caught 34 passes for 637 yards and six touchdowns . . . Added seven stops on special teams . . . Averaged 38.5 yards on his six touchdown catches . . . Missed each of the first four games of the year with a knee injury sustained in the preseason finale at Cincinnati (8/22) . . . In first game back, at Kansas City (9/28), snared a 54-yard TD pass . . . Tallied four receptions for 100 yards vs. Oakland (10/26), the first 100-yard receiving game of his career . . . Also had a 42-yard TD catch in the contest . . . In the Raiders game, teamed with Joey Galloway (7 rec., 117 yards) to become the third pair of receivers to attain the 100-yard receiving mark in the same game in Seahawks history . . . At New Orleans (11/16), had three receptions for 67 yards, including a 34-yard scoring catch on fourth down to tie game with 1:40 to play . . . Two weeks later vs. Atlanta (11/30), caught a season-high five passes for 61 yards . . . Had a season-long 60-yard touchdown catch at Baltimore (12/7), the second-longest reception of his career.

**1996** – Played in all 16 games in a reserve role . . . Had one reception for 73 yards . . . Posted a career-high 25 tackles on special teams, which ranked second on the squad . . . Returned three kickoffs for a 20.8-yard average . . . Only catch on the year was a career-long 73-yarder at Detroit (11/17) . . . Returned a kickoff 55 yards to set up a Seahawks touchdown at Oakland (12/22).

**1995** – Appeared in all 16 games in a reserve role . . . Caught six passes for 91 yards with a long reception of 24 yards . . . Also added 14 tackles on special teams . . . Had his best game of the year vs. San Diego (10/22) when he had two catches for 35 yards.

**1994** – Signed with Seattle as an undrafted rookie free agent . . . Was waived prior to the regular season and signed to the Seahawks' practice squad, where he spent each of the first ten games of the season . . . Was activated to the 53-man roster on November 19 . . . Saw action in two of the final six games of the year and caught one pass for 25 yards . . . Also recorded one special teams tackle and was credited with one kickoff return for four yards . . . First NFL reception (25 yards) came vs. Cleveland (12/24).

## COLLEGE

Was a three-year letterman at Liberty (1991-93) . . . Finished his collegiate career with 114 receptions for 1,948 yards and 17 touchdowns . . . As a senior in 1993, caught 39 passes for 812 yards and eight touchdowns . . . Tallied 50 receptions for 711 yards and five touchdowns his junior campaign . . . Registered eight 100-yard receiving games in his career . . . Earned degree in administration of justice during the 2000 offseason after taking several courses during previous offseasons.

## PERSONAL

Married to Mikki with a son, David (2/15/92) . . . Family resides in Dallas . . . Lettered in football, basketball and track at Apopka (Fla.) High School . . . Participated in several philanthropic efforts during his tenure in Dallas . . . Is the third wide receiver from Liberty ever to play in the NFL and the second for the Dolphins, joining Fred Banks (Cleveland 1985, Miami 1987-93, Chicago 1993) and Kelvin Edwards (New Orleans 1986, Dallas 1987-88) . . . Born June 17, 1972 in Orlando, Fla.

## JAMES McKNIGHT'S NFL REGULAR SEASON STATISTICS

YEAR	TEAM	G-S	ATT.	RECEIVING				NO.	RUSHING			
				YDS.	AVG.	LG	TD		YDS.	LG	TD	
1994	Seattle	2-0	1	25	25.0	25	1	0	0	0	0	0
1995	Seattle	16-0	6	91	15.2	24	0	0	0	0	0	0
1996	Seattle	16-0	1	73	73.0	73	0	0	0	0	0	0
1997	Seattle	12-5	34	637	18.7	60t	6	0	0	0	0	0
1998	Seattle	14-2	21	346	16.5	59t	2	0	0	0	0	0
1999	Dallas			INJURED RESERVE (Knee)								
2000	Dallas	16-15	52	926	17.8	48	2	0	0	0	0	0
<b>7-YEAR TOTALS</b>		<b>76-22</b>	<b>115</b>	<b>2098</b>	<b>18.2</b>	<b>73</b>	<b>11</b>	<b>0</b>	<b>0</b>	<b>0</b>	<b>0</b>	<b>0</b>

## JAMES McKNIGHT'S NFL PLAYOFF STATISTICS

YEAR	TEAM	G-S	ATT.	RECEIVING				RUSHING			
				YDS.	AVG.	LG	TD	NO.	YDS.	LG	TD
1999	Dallas			INJURED RESERVE (Knee)							

## ADDITIONAL STATS

**Kickoff Returns:** 1 for 4 yards in 1994; 3 for 86 yards, 20.8 avg., long of 55 in 1996; 1 for 14 yards in 1998 for total of 5 for 104 yards, 20.8 avg., long of 55.

**Special Teams Tackles:** 1 in 1994, 14 in 1995, 25 in 1996, 7 in 1997, 7 in 1998, 1 in 2000 for total of 55

## SINGLE-GAME HIGHS

<b>Most Receptions:</b>	8	vs. Cincinnati, 11/12/00
	6	vs. San Francisco, 9/24/00
	6	vs. Jacksonville, 10/29/00
	5	three times (last at Arizona, 9/10/00)
<b>Most Receiving Yards:</b>	164	vs. Cincinnati, 11/12/00
	129	vs. San Francisco, 9/24/00
	113	vs. Tennessee, 11/29/98
	113	vs. Jacksonville, 10/29/00
	100	vs. Oakland, 10/26/97
<b>Longest Receptions:</b>	73	at Detroit, 11/17/96
	60t	at Baltimore, 12/7/97
	59t	vs. Tennessee, 11/29/98
	54t	at Kansas City, 9/28/97
	48	vs. Arizona, 10/22/00
<b>Most Receiving Touchdowns:</b>	1, 11 times	

## 100-YARD RECEIVING GAMES (5)

DATE	OPPONENT	NO.	YDS.	LG	TD
10/26/97	Oakland	4	100	42t	1
11/29/98	Tennessee	5	113	59t	1
9/24/00	San Francisco	6	129	29	0
10/29/00	Jacksonville	6	113	37	0
11/12/00	Cincinnati	8	164	35t	1



## DOLPHIN FACT

Heading into 2001, Miami has not been shut out at home in regular season or playoff action since October 25, 1970, against the Cleveland Browns (28-0), the second-longest such streak in the AFC. Denver has never been whitewashed at home since the team began play in the AFL in 1960.



# JAMES McKNIGHT'S RECEIVING BREAKDOWN

	2000						CAREER					
	G	NO	YDS	AVG	LG	TD	G	NO	YDS	AVG	LG	TD
Buffalo	-	-	-	-	-	-	2	1	17	17.0	17	0
Indianapolis	-	-	-	-	-	-	1	2	19	9.5	11	0
Miami	-	-	-	-	-	-	1	0	0	0.0	0	0
New England	-	-	-	-	-	-	-	-	-	-	-	-
N.Y. Jets	-	-	-	-	-	-	2	1	7	7.0	7	0
<b>AFC East</b>	-	-	-	-	-	-	<b>6</b>	<b>4</b>	<b>43</b>	<b>10.8</b>	<b>17</b>	<b>0</b>
Baltimore	1	4	50	12.5	17	0	2	6	115	19.2	60	1
Cincinnati	1	8	164	20.5	35	1	2	8	164	20.5	35	1
Cleveland	-	-	-	-	-	-	1	1	25	25.0	25	1
Jacksonville	1	6	113	18.8	37	0	3	6	113	18.8	37	0
Pittsburgh	-	-	-	-	-	-	1	1	7	7.0	7	0
Tenn./Hous.	1	2	30	15.0	21	0	4	10	189	18.9	59	1
<b>AFC Central</b>	<b>4</b>	<b>20</b>	<b>357</b>	<b>17.9</b>	<b>37</b>	<b>1</b>	<b>13</b>	<b>32</b>	<b>613</b>	<b>19.2</b>	<b>60</b>	<b>4</b>
Denver	-	-	-	-	-	-	6	3	54	18.0	21	1
Kansas City	-	-	-	-	-	-	8	6	136	22.7	54	1
Oakland	-	-	-	-	-	-	8	11	220	20.0	42	1
San Diego	-	-	-	-	-	-	7	4	62	15.5	24	0
Seattle	-	-	-	-	-	-	-	-	-	-	-	-
<b>AFC West</b>	-	-	-	-	-	-	<b>29</b>	<b>24</b>	<b>472</b>	<b>19.7</b>	<b>54</b>	<b>3</b>
<b>AFC Total</b>	<b>4</b>	<b>20</b>	<b>357</b>	<b>17.9</b>	<b>37</b>	<b>1</b>	<b>48</b>	<b>60</b>	<b>1128</b>	<b>18.8</b>	<b>60</b>	<b>7</b>
Arizona	2	8	161	20.1	48	1	4	10	187	18.7	48	1
Dallas	-	-	-	-	-	-	1	3	32	10.7	16	1
N.Y. Giants	2	2	45	22.5	30	0	3	3	56	18.7	30	0
Philadelphia	2	3	50	16.7	41	0	4	4	78	19.5	41	0
Washington	2	3	64	21.3	46	0	4	5	90	18.0	46	0
<b>NFC East</b>	<b>8</b>	<b>16</b>	<b>320</b>	<b>20.0</b>	<b>48</b>	<b>1</b>	<b>16</b>	<b>25</b>	<b>443</b>	<b>17.7</b>	<b>48</b>	<b>2</b>
Chicago	-	-	-	-	-	-	-	-	-	-	-	-
Detroit	-	-	-	-	-	-	1	1	73	73.0	73	0
Green Bay	-	-	-	-	-	-	1	0	0	0.0	0	0
Minnesota	1	3	41	13.7	18	0	2	3	41	13.7	18	0
Tampa Bay	1	4	42	10.5	19	0	2	4	42	10.5	19	0
<b>NFC Central</b>	<b>2</b>	<b>7</b>	<b>83</b>	<b>11.9</b>	<b>19</b>	<b>0</b>	<b>6</b>	<b>8</b>	<b>156</b>	<b>19.5</b>	<b>73</b>	<b>0</b>
Atlanta	-	-	-	-	-	-	1	5	61	12.2	24	0
Carolina	1	3	37	12.3	19	0	1	3	37	12.3	19	0
New Orleans	-	-	-	-	-	-	1	3	67	22.3	34	1
St. Louis	-	-	-	-	-	-	1	2	25	12.5	14	0
San Francisco	1	6	129	21.5	29	0	2	9	181	20.1	29	1
<b>NFC West</b>	<b>2</b>	<b>9</b>	<b>166</b>	<b>18.4</b>	<b>29</b>	<b>0</b>	<b>6</b>	<b>22</b>	<b>371</b>	<b>16.9</b>	<b>34</b>	<b>2</b>
<b>NFC Total</b>	<b>12</b>	<b>32</b>	<b>569</b>	<b>17.8</b>	<b>48</b>	<b>1</b>	<b>28</b>	<b>55</b>	<b>970</b>	<b>17.6</b>	<b>73</b>	<b>4</b>
Home	8	31	634	20.5	48	1	37	66	1209	18.3	59	4
Road	8	21	292	13.9	47	1	39	49	889	18.1	73	7
1st Down	-	-	-	-	-	-	-	-	-	-	-	-
2nd Down	-	-	-	-	-	-	-	-	-	-	-	-
3rd Down	-	-	-	-	-	-	-	-	-	-	-	-
4th Down	-	-	-	-	-	-	-	-	-	-	-	-
1st Half	-	-	-	-	-	-	-	-	-	-	-	-
2nd Half	-	-	-	-	-	-	-	-	-	-	-	-
Overtime	-	-	-	-	-	-	-	-	-	-	-	-
Grass	6	21	251	13.2	47	1	30	35	569	16.3	60	5
Turf	10	31	675	21.8	48	1	46	80	1499	18.7	73	6
Aug./Sept.	4	13	230	17.7	47	1	17	20	371	18.6	54	2
October	4	12	225	18.8	48	0	18	27	498	18.4	48	1
November	4	17	296	17.4	41	1	21	47	860	18.3	73	5
Dec./Jan.	4	10	175	17.5	46	0	20	21	369	17.6	60	3
Games 1-8	8	25	455	18.2	48	1	35	47	869	18.5	54	3
Games 9-16	8	27	471	17.4	46	1	41	68	1199	17.6	73	8
Wins	5	17	340	20.0	48	1	34	47	846	18.0	59	4
Losses	11	35	586	16.7	47	1	42	68	1252	18.4	73	7
Ties	-	-	-	-	-	-	-	-	-	-	-	-

# KENNY MIXON

**Defensive End**

**79**

**6-4 · 275**

**Born: 5/31/75**

**College: Louisiana State '98**

**Acquired: D2b, 1998 · Signed Through: 2001**

**NFL: Fourth Season · Dolphins: Fourth Season**



## PRO CAREER

**2000** — Started all 16 games, 13 at left defensive end and three at right tackle . . . Finished the year with a career-high 55 total tackles (32 solo), 2.5 sacks, a fumble recovery and a pass defended . . . Sack total also marked a career-best and tied for third on the team . . . Also had a blocked field goal . . . Recorded a season-high six tackles, including his first sack of the season, at Minnesota (9/10) . . . Opened at right defensive tackle in place of the injured Daryl Gardener (back) three straight weeks; vs. Baltimore (9/17), vs. New England (9/24) and at Cincinnati (10/1) . . . Blocked a Matt Stover 30-yard field goal attempt in the Baltimore game . . . Tallied five stops vs. New England (9/24), vs. Buffalo (10/8), vs. Tampa Bay (12/10) and vs. Indianapolis (12/17) . . . Also posted a sack in the Bills contest . . . On October 29, recovered a Brett Favre fumble with 1:46 to play in the game as the Dolphins held on to defeat Green Bay 28-20 . . .

**PLAYOFFS:** Started both playoff games following the 2000 season at left defensive end . . . Registered seven tackles, including six in Divisional contest at Oakland (1/6/01) . . . In his career, has appeared in six playoff games with four starts . . . Has accumulated 16 total tackles and one sack for seven yards lost.

**1999** — Appeared in 11 regular season contests, including two starts . . . Recorded 14 tackles (nine solo) on the year . . . Started two of the first three games of the season at left defensive end . . . Had two tackles in season-opener at Denver (9/13) and a pair vs. Buffalo (10/4) . . . Was inactive vs. Arizona (9/19) and at Indianapolis (10/10) with a sprained left ankle sustained in the Broncos game . . . Was inactive for games 5-7 with multiple contusions sustained in a motorcycle accident . . . Returned to action vs. Tennessee (11/7) and posted one stop . . . Tallied a season-high six tackles the following week at Buffalo (11/14) . . . Saw action in both playoff games following the 1999 season in a reserve role . . . Recorded three tackles, including a sack, which came in Divisional contest at Jacksonville (1/15/00).

**1998** — Started all 16 regular season games, 15 at left defensive end and one on the right side . . . Also opened both playoff games at right end . . . Finished the regular season with 51 total tackles and two sacks . . . Tackle total ranked tenth on the squad . . . Mixon became the first Dolphins rookie defensive lineman to start every regular season game since Bob Baumhower and A.J. Duhe both opened all 14 regular season contests in 1977 (John Bosa started all 12 non-strike games as a rookie in 1987) . . . Made NFL debut in a starting role at Indianapolis (9/6) and had four tackles . . . Recorded a season-high seven stops at N.Y. Jets (10/4) . . . Had three tackles, including a seven-yard sack of QB Mark Brunell, in a Monday night game at Jacksonville (10/12), marking the first sack of his NFL career . . . Was credited with three tackles vs. New England (10/25), when he was awarded a defensive game ball . . . Registered two tackles, including a sack, vs. New Orleans (11/29) . . . Tied for second on the team with seven tackles in season finale at Atlanta (12/27) . . . Started both playoff games following the 1998 season at right end . . . Tallied six tackles and a pass defended . . . Made NFL postseason debut in a starting role in First-Round matchup vs. Buffalo (1/2/99) . . . Registered three tackles and a pass defended . . . Second-round draft choice (49th overall) of Miami in 1998 . . .

**ROOKIE SACK TANDEMS:** When Mixon's sack total is combined with fellow rookie lineman Lorenzo Bromell's eight, Miami had the top rookie sack tandem in the NFL in 1998:

## FIN FACT

Kenny opened all 16 games in his rookie season of 1998, the most starts ever by a Dolphins rookie defensive lineman.



## TOP NFL ROOKIE SACK TANDEM IN 1998

TEAM	PLAYER	SACKS	PLAYER	SACKS	TOTAL
MIAMI	LORENZO BROMELL	8.0	KENNY MIXON	2.0	10.0
Green Bay	Vonnie Holiday	8.0	Billy Lyon	1.0	9.0
Dallas	Greg Ellis	3.0	Michael Myers	3.0	6.0
Cincinnati	Brian Simmons	3.0	Takeo Spikes	2.0	5.0

Only one tandem per team is included, therefore top tandems do not include Jude Waddy of Green Bay (1.0) and Steve Foley of Cincinnati (2.0).

**POSTSEASON HONORS:** Was an All-Rookie selection by Football News and Football Digest.

### COLLEGE

Was a four-year letterman at LSU (1994-97) ... Played in 30 games with 14 starts in his four-year career, and posted 100 total tackles, ten sacks, a fumble recovery and a forced fumble ... Started all 11 contests at right end his senior season and notched a career-high 60 tackles, including seven sacks and 14 stops behind the line of scrimmage ... As a redshirt freshman in 1994, returned a blocked punt 23 yards for a touchdown against Mississippi ... Majored in general studies.

### PERSONAL

Single, resides in Weston, Fla ... Named all-state, all-district and district most valuable player, and Central Louisiana Player of the Year as a senior at Pineville (La.) High School ... Recorded 198 tackles, four fumble recoveries, four forced fumbles and four blocked kicks as a senior ... Lettered three times in track, where he competed in the hurdles and the shot put ... Has participated in events benefiting the Cystic Fibrosis Foundation ... Assisted in building houses for Habitat for Humanity each of the past two offseasons ... Enjoys fishing in his spare time ... Lists "Scarface" as favorite movie, "Martin" as favorite television show, and Master P as favorite recording artist ... Full name is Kenneth Jermaine Mixon, born May 31, 1975, in Sun Valley, Calif.

### KENNY MIXON'S NFL REGULAR SEASON STATISTICS

YEAR	TEAM	G-S	TACK.	ASST.	TOTAL	FUM. REC.	FOR. FUM.	QB SACK	YDS LOST
1998	Miami	16-16	30	21	51	0	0	2	13.0
1999	Miami	11-2	9	5	14	0	0	0	0.0
2000	Miami	16-16	32	23	55	1	0	2½	13.5
<b>3-YEAR TOTALS</b>		<b>43-34</b>	<b>71</b>	<b>49</b>	<b>120</b>	<b>1</b>	<b>0</b>	<b>4½</b>	<b>26.5</b>

### KENNY MIXON'S NFL PLAYOFF STATISTICS

YEAR	TEAM	G-S	TACK.	ASST.	TOTAL	FUM. REC.	FOR. FUM.	QB SACK	YDS LOST
1998	Miami	2-2	5	1	6	0	0	0	0.0
1999	Miami	2-0	2	1	3	0	0	1	7.0
2000	Miami	2-2	3	4	7	0	0	0	0.0
<b>PLAYOFF TOTALS</b>		<b>6-4</b>	<b>10</b>	<b>6</b>	<b>16</b>	<b>0</b>	<b>0</b>	<b>1</b>	<b>7.0</b>

### ADDITIONAL STATS

**Blocked Field Goals:** 1 in 1998, 1 in 2000 for total of 2

**Passes Defensed:** 1 in 2000 (P-1)



# JEFF OGDEN

## Wide Receiver

**6-0 • 187**  
**Born: 2/22/75**  
**College: East. Washington '98**  
**Acquired: T (Dall.), 2000 • Signed Through: 2001**  
**NFL: Fourth Season • Dolphins: Second Season**

88

### PRO CAREER

**2000** — Acquired in a trade with Dallas on August 22, 2000 in exchange for an undisclosed 2002 draft choice ... Appeared in all 16 regular season games and both playoff contests in a reserve role ... Finished the regular season with two receptions for 24 yards ... Led the team with a 17.0-yard average on 19 punt returns, including one for a touchdown ... Also contributed five tackles on special teams ... Punt return average established a new Dolphins single-season record (based on a minimum of 14 returns), surpassing the old mark of 12.5, first set by Nate Jacquet in 1999 ... Had a 31-yard punt return against Baltimore (9/17) to the Ravens' 48 that set up an Olindo Mare field goal ... Only punt return against Green Bay (10/29) was an 81-yarder for a touchdown, and came in the third quarter, giving the Dolphins a 28-17 lead in a game that they went on to win, 28-20 ... It was the third-longest punt return ever by a Dolphin, trailing only the 87-yarder for a touchdown by Tommy Vigorito on September 10, 1981 against Pittsburgh, and Tony Nathan's 86-yard TD return on October 14, 1979 against Buffalo ... It was the first punt return for a touchdown by a Dolphin since O.J. McDuffie had a 72-yarder for a score on December 13, 1993 against Pittsburgh ... Came up with a key play in AFC East-clinching victory at New England (12/24) ... Had a 56-yard punt return to the Patriots' 33 in the first quarter that set up a Mare field goal ... Also had a 12-yard reception to convert a third down in the fourth quarter of that game ... In the playoffs, caught one pass for six yards and returned six punts for a 16.0-yard average with a long of 45 ... In Divisional contest at Oakland (1/6/01), fielded three punts for 66 yards, a 22.0-yard average, with a long of 45 ... Yardage total in that game represents a Dolphins playoff record, surpassing the old mark of 63, set by Nate Jacquet on January 9, 2000 at Seattle ... His average was a single-game playoff standard as well with a minimum of three returns ... It bettered the old mark of 10.5, attained by Jacquet on January 9, 2000 at Seattle ... In addition, his 45-yard punt return was the longest in team playoff history, surpassing the old record of 29, achieved by Jacquet on January 15, 2000 at Jacksonville ... Played with the Rhein Fire of the NFL Europe League in the spring of 2000 ... Finished fifth in the league in receptions with 44, and was fifth in receiving yards with 635 ... Also scored seven touchdowns.

**1999** — Played in all 16 regular season games and one playoff contest in a reserve role ... Caught 12 passes for 144 yards with a long of 25 ... Also returned 12 kickoffs for a 21.0-yard average and four punts for a 7.0-yard average ... Added five tackles on special teams ... Of his 12 receptions on the year, nine were good for first downs ... Recorded a season-high two receptions on four occasions ... Had career-long 25-yard catch vs. Washington (10/24) ... Compiled a career-best 28 receiving yards, including a 22-yard grab, in season finale vs. N.Y. Giants (1/2/00) ... Caught one pass for four yards in First-Round Playoff game at Minnesota (1/9/00).

**1998** — Played in all 16 regular season games in a reserve role ... Tallied eight receptions for 63 yards ... Also returned three kickoffs for a 21.7-yard average and had one rush attempt for 12 yards ... Tied for sixth on the team with ten special teams tackles ... First career reception came on a ten-yard catch from Mike Quinn at Philadelphia (11/2) ... Had a career-high four receptions for 26 yards and one rush attempt for 12 yards vs. Seattle (11/22) ... Had three special teams tackles in season finale vs. Washington (12/27) ... Saw action in a reserve role in playoff game, did not post any stats ... Earned roster spot as an undrafted rookie free agent after catching seven passes for 126 yards in the preseason.

### FIN FACT

Jeff's first career NFL touchdown, an 81-yard punt return against Green Bay on October 29, 2000, was voted as the NFL's Outstanding Special Teams Play of the 2000 season in a vote of fans on NFL.com.



## COLLEGE

Began his career as a walk-on, but earned a scholarship following his freshman season . . . Finished with 70 receptions for 1,404 yards and 13 touchdowns . . . As a senior, caught 57 passes for 1,148 yards and 13 touchdowns, and was an All-Big Sky Conference selection as well as a Division I-AA honorable mention All-America choice . . . Was a first-team Academic All-American as well his senior season . . . Yardage total established a school single-season standard . . . Tallied 217 receiving yards against Montana his senior season, when he totaled five 100-yard receiving games . . . Was a two-time pick on the Big Sky Conference All-Academic team . . . Earned his degree in secondary education.

## PERSONAL

Single, resides in Snohomish, Wash . . . Attended Snohomish (Wash.) High School, where he served as team captain his senior season when he earned a scholastic award and was honored as the team's most inspirational player . . . Also lettered in basketball and track . . . Full name is Jeffrey Ogden, born February 22, 1975 in Snohomish, Wash.

### JEFF OGDEN'S NFL REGULAR SEASON STATISTICS

YEAR	TEAM	G-S	ATT.	RECEIVING				NO.	RUSHING			
				YDS.	AVG.	LG	TD		YDS.	LG	TD	
1998	Dallas	16-0	8	63	7.9	12	0	1	12	12	0	
1999	Dallas	16-0	12	144	12.0	25	0	0	0	0	0	
2000	Miami	16-0	2	24	12.0	12	0	0	0	0	0	
<b>3-YEAR TOTALS</b>		<b>48-0</b>	<b>22</b>	<b>231</b>	<b>10.5</b>	<b>25</b>	<b>0</b>	<b>1</b>	<b>12</b>	<b>12</b>	<b>0</b>	
<b>MIAMI TOTALS</b>		<b>16-0</b>	<b>2</b>	<b>24</b>	<b>12.0</b>	<b>12</b>	<b>0</b>	<b>0</b>	<b>0</b>	<b>0</b>	<b>0</b>	

### JEFF OGDEN'S NFL PLAYOFF STATISTICS

YEAR	TEAM	G-S	ATT.	RECEIVING				NO.	RUSHING			
				YDS.	AVG.	LG	TD		YDS.	LG	TD	
1998	Dallas	1-0	0	0	0.0	0	0	0	0	0	0	
1999	Dallas	1-0	1	4	4.0	4	0	0	0	0	0	
2000	Miami	2-0	1	6	6.0	6	0	0	0	0	0	
<b>PLAYOFF TOTALS</b>		<b>4-0</b>	<b>2</b>	<b>10</b>	<b>5.0</b>	<b>6</b>	<b>0</b>	<b>0</b>	<b>0</b>	<b>0</b>	<b>0</b>	
<b>MIAMI TOTALS</b>		<b>2-0</b>	<b>1</b>	<b>6</b>	<b>6.0</b>	<b>6</b>	<b>0</b>	<b>0</b>	<b>0</b>	<b>0</b>	<b>0</b>	

## ADDITIONAL STATS

**Special Teams Tackles:** (Dallas) 10 in 1998, 5 in 1999, (Miami) 5 in 2000 for total of 20

**Punt Returns:** (Dallas) 4 for 28 yards, 7.0 avg., 2 FC, long of 10 in 1999, (Miami) 19 for 323 yards, 17.0 avg., 11 FC, long of 81t, 1 TD in 2000 for total of 23 for 351 yards, 15.3 avg., 13 FC, long of 81t, 1 TD (P-6 for 96 yards, 16.0 avg., 0 FC, long of 45)

**Kickoff Returns:** 3 for 65 yards, 21.7 avg., long of 28 in 1998, 12 for 252 yards, 21.0 avg., long of 29 in 1999 for total of 15 for 317 yards, 21.1 avg., long of 29

## SINGLE-GAME HIGHS

- Most Receptions:** 4 vs. Seattle, 11/22/98  
2, five different times
- Most Receiving Yards:** 28 vs. N.Y. Giants, 1/2/00  
26 vs. Seattle, 11/22/98  
25 vs. Washington, 10/24/99  
25 at Indianapolis, 10/31/99
- Longest Receptions:** 25 vs. Washington, 10/24/99  
22 vs. N.Y. Giants, 1/2/00  
18 vs. Atlanta, 9/20/99  
18 at Indianapolis, 10/31/99
- Most Punt Returns:** 3 at Minnesota, 11/8/99  
3 at Detroit, 11/5/00  
3 vs. N.Y. Jets, 11/19/00  
\*3 vs. Indianapolis, 12/30/00  
\*3 at Oakland, 1/6/01

**Most Punt Return Yards:** 81 vs. Green Bay, 10/29/00  
 67 at New England, 12/24/00  
 \*66 at Oakland, 1/6/01  
**Longest Punt Returns:** 81t vs. Green Bay, 10/29/00  
 56 at New England, 12/24/00  
 \*45 at Oakland, 1/6/01

\*Playoff Game


## JEFF OGDEN'S RECEIVING BREAKDOWN

	2000						CAREER					
	G	NO	YDS	AVG	LG	TD	G	NO	YDS	AVG	LG	TD
Buffalo	2	0	0	0.0	0	0	2	0	0	0.0	0	0
Indianapolis	2	0	0	0.0	0	0	3	2	25	12.5	18	0
Miami	-	-	-	-	-	-	1	0	0	0.0	0	0
New England	2	1	12	12.0	12	0	3	3	33	11.0	13	0
N.Y. Jets	2	0	0	0.0	0	0	3	1	9	9.0	9	0
<b>AFC East</b>	<b>8</b>	<b>1</b>	<b>12</b>	<b>12.0</b>	<b>12</b>	<b>0</b>	<b>12</b>	<b>6</b>	<b>67</b>	<b>11.2</b>	<b>18</b>	<b>0</b>
Baltimore	1	0	0	0.0	0	0	1	0	0	0.0	0	0
Cincinnati	1	1	12	12.0	12	0	1	1	12	12.0	12	0
Cleveland	-	-	-	-	-	-	-	-	-	-	-	-
Jacksonville	-	-	-	-	-	-	-	-	-	-	-	-
Pittsburgh	-	-	-	-	-	-	-	-	-	-	-	-
Tennessee	-	-	-	-	-	-	-	-	-	-	-	-
<b>AFC Central</b>	<b>2</b>	<b>1</b>	<b>12</b>	<b>12.0</b>	<b>12</b>	<b>0</b>	<b>2</b>	<b>1</b>	<b>12</b>	<b>12.0</b>	<b>12</b>	<b>0</b>
Denver	-	-	-	-	-	-	1	0	0	0.0	0	0
Kansas City	-	-	-	-	-	-	1	2	20	10.0	12	0
Oakland	-	-	-	-	-	-	1	0	0	0.0	0	0
San Diego	1	0	0	0.0	0	0	1	0	0	0.0	0	0
Seattle	1	0	0	0.0	0	0	2	4	26	6.5	9	0
<b>AFC West</b>	<b>2</b>	<b>0</b>	<b>0</b>	<b>0.0</b>	<b>0</b>	<b>0</b>	<b>6</b>	<b>6</b>	<b>46</b>	<b>7.7</b>	<b>12</b>	<b>0</b>
<b>AFC Total</b>	<b>12</b>	<b>2</b>	<b>24</b>	<b>12.0</b>	<b>0</b>	<b>0</b>	<b>20</b>	<b>13</b>	<b>125</b>	<b>9.6</b>	<b>18</b>	<b>0</b>
Arizona	-	-	-	-	-	-	4	1	10	10.0	10	0
Dallas	-	-	-	-	-	-	-	-	-	-	-	-
N.Y. Giants	-	-	-	-	-	-	4	2	28	14.0	22	0
Philadelphia	-	-	-	-	-	-	4	1	10	10.0	10	0
Washington	-	-	-	-	-	-	4	2	33	16.5	25	0
<b>NFC East</b>	<b>-</b>	<b>-</b>	<b>-</b>	<b>-</b>	<b>-</b>	<b>-</b>	<b>16</b>	<b>6</b>	<b>81</b>	<b>13.5</b>	<b>25</b>	<b>0</b>
Chicago	-	-	-	-	-	-	1	0	0	0.0	0	0
Detroit	1	0	0	0.0	0	0	1	0	0	0.0	0	0
Green Bay	1	0	0	0.0	0	0	2	0	0	0.0	0	0
Minnesota	1	0	0	0.0	0	0	3	1	7	7.0	7	0
Tampa Bay	1	0	0	0.0	0	0	1	0	0	0.0	0	0
<b>NFC Central</b>	<b>4</b>	<b>0</b>	<b>0</b>	<b>0.0</b>	<b>0</b>	<b>0</b>	<b>8</b>	<b>1</b>	<b>7</b>	<b>7.0</b>	<b>7</b>	<b>0</b>
Atlanta	-	-	-	-	-	-	1	2	18	9.0	18	0
Carolina	-	-	-	-	-	-	1	0	0	0.0	0	0
New Orleans	-	-	-	-	-	-	2	0	0	0.0	0	0
St. Louis/L.A.	-	-	-	-	-	-	-	-	-	-	-	-
San Francisco	-	-	-	-	-	-	-	-	-	-	-	-
<b>NFC West</b>	<b>-</b>	<b>-</b>	<b>-</b>	<b>-</b>	<b>-</b>	<b>-</b>	<b>4</b>	<b>2</b>	<b>18</b>	<b>9.0</b>	<b>18</b>	<b>0</b>
<b>NFC Total</b>	<b>4</b>	<b>0</b>	<b>0</b>	<b>0.0</b>	<b>0</b>	<b>0</b>	<b>28</b>	<b>9</b>	<b>106</b>	<b>17.7</b>	<b>25</b>	<b>0</b>
Home	8	0	0	0.0	0	0	24	12	123	10.3	25	0
Road	8	2	24	12.0	0	0	24	10	108	10.8	18	0
1st Down	16	0	0	0	0	0	-	-	-	-	-	-
2nd Down	16	0	0	0	0	0	-	-	-	-	-	-
3rd Down	16	2	24	12.0	12	0	-	-	-	-	-	-
4th Down	16	0	0	0.0	0	0	-	-	-	-	-	-
1st Half	16	0	0	0.0	0	0	-	-	-	-	-	-
2nd Half	16	2	24	12.0	0	0	-	-	-	-	-	-
Overtime	-	-	-	-	-	-	-	-	-	-	-	-
Grass	12	2	24	12.0	0	0	20	7	73	10.4	12	0
Turf	4	0	0	0	0	0	28	15	158	10.5	25	0
Aug./Sept.	4	0	0	0	0	0	10	3	26	8.7	18	0
October	4	1	12	12.0	12	0	12	5	72	14.4	25	0
November	4	0	0	0	0	0	13	6	43	7.2	10	0
Dec./Jan.	4	1	12	12.0	12	0	13	8	90	11.3	22	0



# JEFF OGDEN'S RECEIVING BREAKDOWN

	2000						CAREER					
	G	NO	YDS	AVG	LG	TD	G	NO	YDS	AVG	LG	TD
Games 1-8	8	1	12	12.0	12	0	24	9	108	12.0	25	0
Games 9-16	8	1	12	12.0	12	0	24	13	123	9.5	22	0
Wins	11	2	24	12.0	12	0	29	14	149	10.6	25	0
Losses	5	0	0	0.0	0	0	19	8	82	10.3	18	0
Ties	-	-	-	-	-	-	-	-	-	-	-	-



## ED PERRY

### Tight End

**6-4 • 270**  
**Born: 9/1/74**  
**College: James Madison '97**  
**Acquired: D6d, 1997 • Signed Through: 2003**  
**NFL: Fifth Season • Dolphins: Fifth Season**

89

## PRO CAREER

**2000** – Played in nine games, all in a reserve role . . . Was inactive for two contests . . . Spent each of the final five regular season games and both playoff contests on injured reserve . . . Did not have any catches on the year . . . Served as the long snapper on both punts and placements . . . Recorded three special teams tackles on the year . . . Was inactive at Cincinnati (10/1) and vs. Buffalo (10/8) with a dislocated right shoulder sustained vs. New England (9/24) . . . Was placed on injured reserve on November 23 . . . On November 28, underwent surgery to repair ligaments and muscle damage associated with his shoulder dislocation . . . The surgery was performed by Dr. James Andrews at the Alabama Sports Medical Center in Birmingham.

**1999** – Played in all 16 regular season games with one start . . . Caught three passes for eight yards and one touchdown . . . Also served as the long snapper on both punts and placements, and recorded eight tackles on special teams . . . Opened the game as part of a two-tight end set vs. New England (11/21) . . . His entire reception total on the year came vs. N.Y. Jets (12/27) . . . Included in that total was a one-yard scoring reception from Dan Marino . . . The three catches tied for the second-highest single-game receiving total of his career . . . Saw action in both playoff games following the 1999 season in a reserve capacity . . . Caught one pass for three yards, with that reception coming in First-Round win at Seattle (1/9/00).

**1998** – Played in 14 regular season games, including five starts, all when the Dolphins opened with two tight ends . . . Was inactive for two games . . . Saw some time as the snapper on punts and placements during the course of the season . . . Registered five special teams tackles on the year . . . Also appeared in both playoff games, with one start . . . Finished the regular season with 25 receptions for 255 yards . . . Both totals ranked fifth on the team . . . Tied for team-lead with two catches, totaling nine yards, in season-opener at Indianapolis (9/6) . . . Caught a career-high four passes for 26 yards vs. Buffalo (9/13) . . . Recorded three receptions for 31 yards with a long of 25 in a Monday night game at Jacksonville (10/12) . . . Was inactive vs. Indianapolis (11/8) and at Carolina (11/15) . . . Grabbed two passes for a career-high 59 yards, including a career-long catch of 46 yards, in Monday night contest at New England (11/23) . . . Hauled in three passes for 42 yards with a long of 22 vs. N.Y. Jets (12/13) . . . Saw action in both playoff games following the 1998 season, starting one of them . . . Totaled two receptions for 29 yards with a long of 22, with all of his playoff stats coming in First-Round win vs. Buffalo (1/2/99) . . . Made initial start of NFL postseason career in Divisional game at Denver (1/9/99), when Troy Drayton was forced to sit out the contest with an ankle injury.

**1997** – Played in 16 games during rookie season with four starts, all as part of a two-tight

## FIN FACT

Ed spends a portion of his free time utilizing his skills as a barber. A majority of his customers are his teammates.

end set . . . Finished with 11 receptions for 45 yards and a touchdown . . . Contributed seven tackles on special teams . . . Was utilized as a fullback during the year as well . . . Also served as the deep snapper on punts and placements over the course of the season . . . Made first NFL start, vs. Kansas City (10/5), when he also caught his first NFL pass, a two-yard reception from Dan Marino . . . Started vs. N.Y. Jets (11/9) and tied for the team-lead with a season-high three catches totaling 19 yards, including a season-long 10-yard grab . . . Was also credited with four special teams tackles in the Jets game . . . Had two catches for four yards, including a three-yard TD grab from Marino, vs. Buffalo (11/17) in front of a Monday night audience . . . It was Perry's first NFL touchdown, and it was Marino's tenth touchdown pass of the season, each to a different receiver, the first time in NFL history the first ten touchdown passes by a quarterback went to ten different receivers . . . With injury to Frank Wainright (pectoral muscle), served as the team's long snapper on punts for the first game of the season and each of the final six regular season games and playoff contest . . . Handled snapping duties on placements for each of the last two regular season contests and playoff matchup . . . Saw action in a reserve role in First-Round Playoff game at New England (12/28) . . . Did not have any catches . . . Fourth of four sixth-round draft choices by Miami (177th overall) in 1997.

## COLLEGE

Was a four-year letterman (1993-96) and three-year starter at James Madison . . . Finished his career with 113 receptions for 1,283 yards and six touchdowns . . . Blocked two punts in his career . . . Was an All-Yankee Conference choice as a senior when he caught 31 passes for 299 yards, and also handled the deep snapping duties for the Dukes . . . Was a first-team all-conference pick as a junior when he totaled 26 catches for 219 yards . . . Was a first-team all-conference pick and a third-team All-America choice by The Sports Network his sophomore season when he put together career-high numbers of 39 receptions for 533 yards and three touchdowns . . . Saw reserve action as a redshirt freshman in 1993 and caught 17 passes for 232 yards and three scores . . . Majored in sociology.

## PERSONAL

Single, resides in Pembroke Pines, Fla . . . Has a daughter, Kamaya . . . Was an all-region and all-state choice as a senior at Highlands Springs High School in Richmond, Va . . . Earned four letters in football and three in basketball . . . Enjoys collecting rubber bands, watching television and playing basketball in spare time . . . Also spends free time cutting hair, including many of his teammates . . . Lists "Major Payne" as favorite movie, "Martin" as favorite television show and Mary J. Blige as favorite recording artist . . . Assisted in building houses in Miami for Habitat for Humanity during each of the last three offseasons . . . Full name is Edward Lewis Perry, Jr., born September 1, 1974 in Richmond, Va.

### ED PERRY'S NFL REGULAR SEASON STATISTICS

YEAR	TEAM	G-S	ATT.	RECEIVING				TD	RUSHING			
				YDS.	AVG.	LG			NO.	YDS.	LG	TD
1997	Miami	16-4	11	45	4.1	10		1	0	0	0	0
1998	Miami	14-5	25	255	10.2	46		0	0	0	0	0
1999	Miami	16-1	3	8	2.7	5		1	0	0	0	0
2000	Miami	9-0	0	0	0.0	0		0	0	0	0	0
<b>4-YEAR TOTALS</b>		<b>55-10</b>	<b>39</b>	<b>308</b>	<b>7.9</b>	<b>46</b>		<b>2</b>	<b>0</b>	<b>0</b>	<b>0</b>	<b>0</b>

### ED PERRY'S NFL PLAYOFF STATISTICS

YEAR	TEAM	G-S	ATT.	RECEIVING				TD	RUSHING			
				YDS.	AVG.	LG			NO.	YDS.	LG	TD
1997	Miami	1-0	0	0	0.0	0		0	0	0	0	0
1998	Miami	2-1	2	29	14.5	22		0	0	0	0	0
1999	Miami	2-0	1	3	3.0	3		0	0	0	0	0
1999	Miami			INJURED RESERVE								
<b>PLAYOFF TOTALS</b>		<b>5-1</b>	<b>3</b>	<b>32</b>	<b>10.7</b>	<b>22</b>		<b>0</b>	<b>0</b>	<b>0</b>	<b>0</b>	<b>0</b>

### ADDITIONAL STATS

**Special Teams Tackles:** 7 in 1997, 5 in 1998, 8 in 1999, 3 in 2000 for total of 23



Miscellaneous Tackles: 1 in 1998

Kickoff Returns: 1 for 7 yards in 1997

Fumble Recoveries: 1 in 1997

## SINGLE-GAME HIGHS

Most Receptions:	4	vs. Buffalo, 9/13/98
	3	vs. N.Y. Jets, 11/9/97
	3	at New England, 11/23/97
	3	at Jacksonville, 10/12/98
	3	vs. New England, 10/25/98
	3	at Oakland, 12/6/98
Most Receiving Yards:	3	vs. N.Y. Jets, 12/13/98
	3	vs. N.Y. Jets, 12/27/99
	59	at New England, 11/23/98
	42	vs. N.Y. Jets, 12/13/98
	31	at Jacksonville, 10/12/98
	*29	at Denver, 1/9/99
Most TD Receptions:	26	vs. Buffalo, 9/13/98
	1	vs. Buffalo, 11/17/97
	1	vs. N.Y. Jets, 12/27/99
Longest Receptions:	46	at New England, 11/23/98
	25	at Jacksonville, 10/12/98
	22	vs. N.Y. Jets, 12/13/98
	*22	at Denver, 1/9/99
	15	at N.Y. Jets, 10/4/98
	15	vs. N.Y. Jets, 12/13/98



\* Playoff game

## ED PERRY'S RECEIVING BREAKDOWN

	2000						CAREER					
	G	NO	YDS	AVG	LG	TD	G	NO	YDS	AVG	LG	TD
Buffalo	-	-	-	-	-	-	6	7	38	5.4	14	1
Indianapolis	-	-	-	-	-	-	5	3	19	6.3	10	0
Miami	-	-	-	-	-	-	-	-	-	-	-	-
New England	1	0	0	0.0	0	0	7	8	93	11.6	46	0
N.Y. Jets	2	0	0	0.0	0	0	8	12	88	7.3	22	1
<b>AFC East</b>	<b>3</b>	<b>0</b>	<b>0</b>	<b>0.0</b>	<b>0</b>	<b>0</b>	<b>26</b>	<b>30</b>	<b>238</b>	<b>7.9</b>	<b>46</b>	<b>2</b>
Baltimore	1	0	0	0.0	0	0	2	0	0	0.0	0	0
Cincinnati	-	-	-	-	-	-	-	-	-	-	-	-
Cleveland	-	-	-	-	-	-	-	-	-	-	-	-
Jacksonville	-	-	-	-	-	-	1	3	31	10.3	25	0
Pittsburgh	-	-	-	-	-	-	1	0	0	0.0	0	0
Tennessee	-	-	-	-	-	-	2	0	0	0.0	0	0
<b>AFC Central</b>	<b>1</b>	<b>0</b>	<b>0</b>	<b>0.0</b>	<b>0</b>	<b>0</b>	<b>6</b>	<b>3</b>	<b>31</b>	<b>10.3</b>	<b>25</b>	<b>0</b>
Denver	-	-	-	-	-	-	2	2	18	9.0	12	0
Kansas City	-	-	-	-	-	-	1	1	2	2.0	2	0
Oakland	-	-	-	-	-	-	3	3	19	6.3	8	0
San Diego	1	0	0	0.0	0	0	1	0	0	0.0	0	0
Seattle	1	0	0	0.0	0	0	2	0	0	0.0	0	0
<b>AFC West</b>	<b>2</b>	<b>0</b>	<b>0</b>	<b>0.0</b>	<b>0</b>	<b>0</b>	<b>9</b>	<b>6</b>	<b>39</b>	<b>6.5</b>	<b>12</b>	<b>0</b>
<b>AFC Total</b>	<b>6</b>	<b>0</b>	<b>0</b>	<b>0.0</b>	<b>0</b>	<b>0</b>	<b>41</b>	<b>39</b>	<b>308</b>	<b>7.9</b>	<b>46</b>	<b>2</b>
Arizona	-	-	-	-	-	-	1	0	0	0.0	0	0
Dallas	-	-	-	-	-	-	1	0	0	0.0	0	0
N.Y. Giants	-	-	-	-	-	-	-	-	-	-	-	-
Philadelphia	-	-	-	-	-	-	1	0	0	0.0	0	0
Washington	-	-	-	-	-	-	1	0	0	0.0	0	0
<b>NFC East</b>	<b>-</b>	<b>-</b>	<b>-</b>	<b>-</b>	<b>-</b>	<b>-</b>	<b>4</b>	<b>0</b>	<b>0</b>	<b>0.0</b>	<b>0</b>	<b>0</b>
Chicago	-	-	-	-	-	-	1	0	0	0.0	0	0
Detroit	1	0	0	0.0	0	0	2	0	0	0.0	0	0
Green Bay	1	0	0	0.0	0	0	2	0	0	0.0	0	0
Minnesota	1	0	0	0.0	0	0	1	0	0	0.0	0	0
Tampa Bay	-	-	-	-	-	-	1	0	0	0.0	0	0
<b>NFC Central</b>	<b>3</b>	<b>0</b>	<b>0</b>	<b>0.0</b>	<b>0</b>	<b>0</b>	<b>7</b>	<b>0</b>	<b>0</b>	<b>0.0</b>	<b>0</b>	<b>0</b>

# ED PERRY'S RECEIVING BREAKDOWN

	2000						CAREER					
	G	NO	YDS	AVG	LG	TD	G	NO	YDS	AVG	LG	TD
Atlanta	-	-	-	-	-	-	1	0	0	0.0	0	0
Carolina	-	-	-	-	-	-	-	-	-	-	-	-
New Orleans	-	-	-	-	-	-	1	0	0	0.0	0	0
St. Louis	-	-	-	-	-	-	1	0	0	0.0	0	0
San Francisco	-	-	-	-	-	-	-	-	-	-	-	-
NFC West	-	-	-	-	-	-	3	0	0	0.0	0	0
NFC Total	-	-	-	-	-	-	14	0	0	0.0	0	0
Home	5	0	0	0.0	0	0	28	21	144	6.9	22	2
Road	4	0	0	0.0	0	0	27	18	164	9.1	46	0
1st Down	9	0	0	0.0	0	0	55	13	88	6.8	15	1
2nd Down	9	0	0	0.0	0	0	55	17	150	8.8	46	0
3rd Down	9	0	0	0.0	0	0	55	9	70	7.8	25	1
4th Down	9	0	0	0.0	0	0	55	0	0	0.0	0	0
1st Half	9	0	0	0.0	0	0	55	18	110	6.1	15	2
2nd Half	9	0	0	0.0	0	0	55	21	198	9.4	46	0
Overtime	1	0	0	0.0	0	0	3	0	0	0.0	0	0
Grass	7	0	0	0.0	0	0	42	32	262	8.2	46	2
Turf	2	0	0	0.0	0	0	13	7	46	6.6	15	0
Aug./Sept.	4	0	0	0.0	0	0	13	6	35	5.8	14	0
October	2	0	0	0.0	0	0	15	10	77	7.7	25	0
November	3	0	0	0.0	0	0	15	11	99	9.0	46	1
December	0	0	0	0.0	0	0	12	12	97	8.1	22	1
Games 1-8	6	0	0	0.0	0	0	30	17	120	7.1	25	0
Games 9-16	3	0	0	0.0	0	0	25	22	188	8.5	46	2
Wins	6	0	0	0.0	0	0	32	21	123	5.9	13	1
Losses	3	0	0	0.0	0	0	23	18	185	10.3	46	1
Ties	-	-	-	-	-	-	-	-	-	-	-	-

## TODD PERRY

### Guard

6-5 • 305  
 Born: 11/28/70  
 College: Kentucky '93  
 Acquired: UFA (Chi.), 2001 • Signed Through: 2005  
 NFL: Ninth Season • Dolphins: First Season

# 75

## PRO CAREER

**2000** — Signed a five-year contract with the Dolphins as an Unrestricted Free Agent on March 3, 2001 . . . Started all 16 games in which he played for the Bears at left guard, marking the third consecutive year and fourth time overall that he opened all 16 contests . . . Part of a line that paved the way for a running game that averaged 4.2 yards per rush attempt, tied for the 12th best mark in the NFL in 2000 . . . Enters the 2001 season having played and started in 48 straight contests.

**1999** — Started all 16 contests at left guard and did not miss an offensive snap on the year . . . Marked the second straight year and third time in his career that he started all 16 regular season games.

**1998** — Started all 16 games at left guard, the second time in his career he opened all 16 contests.

## FIN FACT

Todd was originally drafted by the Bears in 1993, Dave Wannstedt's first year as Chicago's head coach.



**1997** – Started all 11 games in which he appeared . . . Sustained a pulled hamstring in the fourth quarter of season opener at Green Bay (9/1), and missed each of the next four games . . . Was placed on injured reserve with a lower back injury on December 19 and missed season finale at Tampa Bay (12/21).

**1996** – Started all 16 games at left guard, the first time in his career he opened all 16 contests . . . Was part of a unit that allowed only 23 sacks, fourth in the NFC and fifth in the NFL.

**1995** – Started 15 games at left guard . . . Sustained a leg injury in fourth quarter at Tampa Bay (9/17) and was inactive the following week at St. Louis (9/24) . . . Earned a game ball for his performance in win at N.Y. Giants (11/26) as Bears rushed for 143 yards and allowed just one sack.

**1994** – Started four of the 15 games in which he played . . . Saw action on special teams and as tackle-eligible in goal-line situations . . . Saw action at left guard in the second half at N.Y. Jets (9/25), replacing an injured Mark Bortz . . . Did not play vs. Green Bay (10/31) . . . Also replaced an injured Bortz in first quarter at Arizona (11/27) . . . Started each of the final four regular season games and both playoff contests at left guard.

**1993** – Started three of the 13 games in which he played during his rookie season . . . First NFL start came at right guard in place of the injured John Wojciechowski at San Diego (11/14) . . . Also opened at that spot each of the next two weeks, at Kansas City (11/21) and at Detroit (11/25) . . . Fourth-round draft choice (97th overall) of Chicago in 1993.

## COLLEGE

Four-year letterman (1989-92) at Kentucky . . . Started 37 of the 43 games in which he played during his career . . . Was a three-time academic All-Southeastern Conference selection . . . Started every game at left guard his senior year of 1992 and helped lead the way for a running game which averaged 172.2 yards per contest . . . Earned first-team all-conference honors from Football News and second-team accolades from the Associated Press . . . Played in the Japan Bowl and East-West Shrine Game following his senior season . . . Opened every game at left guard his junior season and was voted as the team's Outstanding Offensive Lineman . . . Was redshirted in 1988 . . . Majored in biology.

## PERSONAL

Married to Heidi with a son (Tyler) and a daughter (Alexandra) . . . Was an honorable mention all-state choice as both a junior and senior at North Hardin High School in Elizabethtown, Kentucky . . . Full name is Todd Joseph Perry, born November 28, 1970 in Elizabethtown, Ky.

### TODD PERRY'S NFL REGULAR SEASON STATISTICS

**GAMES/STARTS:** 1993: 13/3, 1994: 15/4, 1995: 15/15, 1996: 16/16, 1997: 11/11, 1998: 16/16, 1999: 16/16, 2000: 16/16      **8-YEAR TOTALS: 118/97**

### TODD PERRY'S NFL PLAYOFF STATISTICS

**GAMES/STARTS:** 1994: 2/2



## DOLPHIN FACT

The 1972 Dolphins continue to hold the distinction of being the only unbeaten, untied team through the playoffs. Miami went a perfect 17-0 in winning Super Bowl VII. In that season, the Dolphins became the only team to lead the NFL in scoring offense and defense in the same season since the 1970 merger

of the AFL and NFL.

# DARYL PORTER

**Cornerback**

**22**

**5-9 • 188**

**Born: 1/16/74**

**College: Boston College '97**

**Acquired: FA, 2001 • Signed Through: 2002**

**NFL: Fourth Season • Dolphins: First Season**



## PRO CAREER

**2000** — Signed a two-year contract with the Dolphins as a free agent on March 15, 2001 after he was not tendered as a restricted free agent by Buffalo . . . Played in all 16 games for the Bills, all in a reserve role . . . Saw action as the team's nickel and dime back . . . Finished the year with 20 tackles, an interception, four passes defended, three fumble recoveries and two forced fumbles . . . Added 21 stops on special teams, which ranked fourth on the club . . . Also had one reception for 44 yards . . . Recorded a season-high four tackles, in addition to a pass defended, at N.Y. Jets (9/17) . . . Had four special teams tackles vs. San Diego (10/15) . . . Was credited with two tackles, a pass defended and a forced fumble at Minnesota (10/22) . . . First career interception occurred vs. Chicago (11/12) when he picked off a Shane Matthews pass . . . Also had a fumble recovery in the Bears contest, as he scored the first touchdown of his NFL career . . . After a sack and forced fumble by Sam Rogers, Keith Newman picked up the loose ball and ran 25 yards before getting stripped of the ball, which Porter recovered and went the final 23 yards for the score . . . Also had three special teams tackles that day . . . At Kansas City (11/19), caught a pass from P Chris Mohr on a fake punt and turned it into a 44-yard gain . . . Added three special teams tackles in the Chiefs game . . . Registered three tackles and a pair of forced fumbles in season finale at Seattle (12/23).

**1999** — Appeared in all 16 regular season games and playoff contest in a reserve role . . . Was credited with 14 tackles and seven passes defended . . . Contributed 13 tackles on special teams, which placed fourth on the squad . . . Returned two kickoffs for 41 yards with a long of 24 . . . Had four tackles at Washington (11/7) . . . Had two pass breakups vs. N.Y. Giants (12/12) . . . Recorded four tackles in season finale vs. Indianapolis (1/2/00) . . . Posted five tackles on defense in First-Round Playoff game at Tennessee (1/8/00).

**1998** — Went to camp with Detroit, but was released by the Lions prior to the regular season . . . Was signed to Pittsburgh's practice squad on September 1 and remained there until being signed to Buffalo's 53-man roster on December 16 . . . Appeared in each of the Bills' final two regular season games and playoff contest in a reserve role . . . Recorded two tackles on special teams during the regular season and one in First-Round Playoff game at Miami (1/2/99).

**1997** — Was originally a sixth-round draft choice (186th overall) of Pittsburgh in 1997 . . . Was waived by the Steelers on August 19 and signed to the team's practice squad on August 26 where he spent the first eight games of the year before being signed to Detroit's 53-man roster on October 21 . . . Played in seven games for the Lions and recorded nine tackles on special teams . . . Had three stops at Washington (11/9) and vs. Minnesota (11/16) . . . Was inactive for regular season finale vs. N.Y. Jets (12/21) and First-Round Playoff game at Tampa Bay (12/28).

## COLLEGE

Was a four-year letterman (1993-96) at Boston College . . . Started 34 of the 46 games in which he played during his career and registered 298 tackles . . . Was a first-team All-Big East choice as a senior in 1996 when he led the Eagles with a career-high 115 tackles . . . Was named the Big East Player of the Week when he collected 16 tackles and an interception against Michigan

## FIN FACT

Daryl is a cousin of former NFL and University of Miami standouts Bennie and Brian Blades.



... Started all year at right cornerback as a junior and led the club with 13 passes defended ... Moved into the starting lineup at right cornerback by the second game of his sophomore season ... Was third on the team that year with 76 tackles ... Originally went to Boston College as a running back but was moved to cornerback ... Majored in sociology.

## PERSONAL

Single, resides in Sunrise, Fla ... Was a two-time all-state and All-Broward County selection at St. Thomas Aquinas High School in Fort Lauderdale, Fla ... Was a teammate of Dolphins linebacker Twan Russell ... Led team to Class 4A State title as a senior in 1992 when he rushed for 1,230 yards and 19 touchdowns ... Was part of an offensive backfield that boasted two 1,000-yard rushers, as he amassed 1,100 yards rushing and 20 touchdowns as a junior ... Blocked a total of eight kicks over his final two seasons ... Also lettered in baseball, and earned all-county honors as an outfielder his senior season when he batted .445 and stole 40 bases ... Had a brief stint on the Boston College baseball team in 1995 ... Full name is Daryl Maurice Porter, born January 16, 1974, in Fort Lauderdale, Fla.

## DARYL PORTER'S NFL REGULAR SEASON STATISTICS

YEAR	TEAM	G-S	TACK.	ASST.	TOTAL	FUM. REC.	INT.	YDS.	LG	TD
1997	Detroit	7-0	0	0	0	0	0	0	0	0
1998	Buffalo	2-0	0	0	0	0	0	0	0	0
1999	Buffalo	16-0	7	7	14	0	0	0	0	0
2000	Buffalo	16-0	18	2	20	3	1	0	0	0
<b>4-YEAR TOTALS</b>		<b>41-0</b>	<b>25</b>	<b>9</b>	<b>34</b>	<b>3</b>	<b>1</b>	<b>0</b>	<b>0</b>	<b>0</b>

## DARYL PORTER'S NFL PLAYOFF STATISTICS

YEAR	TEAM	G-S	TACK.	ASST.	TOTAL	FUM. REC.	INT.	YDS.	LG	TD
1998	Buffalo	1-0	0	0	0	0	0	0	0	0
1999	Buffalo	1-0	2	3	5	0	0	0	0	0
<b>PLAYOFF TOTALS</b>		<b>2-0</b>	<b>2</b>	<b>3</b>	<b>5</b>	<b>0</b>	<b>0</b>	<b>0</b>	<b>0</b>	<b>0</b>

## ADDITIONAL STATS

**Fumble Returned For Touchdown:** (Buffalo): 23 yards vs. Chicago (11/12/00)

**Passes Defensed:** 7 in 1999, 4 in 2000 for total of 11

**Forced Fumbles:** 2 in 2000

**Special Teams Tackles:** 9 in 1997, 2 in 1998, 13 in 1999, 21 in 2000 for total of 45 (P-1)


**Receiving:** 1 for 44 yards in 2000

**Kickoff Returns:** 2 for 41 yards, 20.5 avg., long of 24 in 1999



## DOLPHIN FACT

The Miami Dolphins recorded a 31-0 win over the San Diego Chargers on January 10, 1993, in the AFC Divisional Playoff game. The Dolphins became just the fifth AFC team since the 1970 merger of the American and National Football Leagues to record a shutout in the playoffs. Amazingly, Miami has recorded three of the six AFC playoff shutouts by having also earned a 14-0 win over the N.Y. Jets on January 23, 1983, and a 21-0 win over the Baltimore Colts on January 2, 1972. The only other AFC playoff shutouts were by the Oakland Raiders (27-0 over the Miami Dolphins on January 6, 2001), the San Diego Chargers (17-0 over Kansas City on January 2, 1993) and the Baltimore Colts (17-0 over the Cincinnati Bengals on December 26, 1970).



# MIKE QUINN

## Quarterback

**6-4 · 215**  
**Born: 4/15/74**  
**College: Stephen F. Austin '97**  
**Acquired: FA, 2000 · Signed Through: 2002**  
**NFL: Fifth Season · Dolphins: Second Season**

4

### PRO CAREER

**2000** — Signed a one-year contract with the Dolphins on May 23, 2000 . . . Was designated as the third quarterback for 14 regular season games and both playoff contests . . . Was released by the Dolphins on November 10 and re-signed on November 13 . . . Was not on the roster for game at San Diego (11/12) . . . Served as the backup to Damon Huard at Indianapolis (11/26) with injury to starter Jay Fiedler (shoulder) . . . In the preseason, appeared in three games and completed 27 of 48 passes (56.3%) for 260 yards with three touchdowns and no interceptions . . . Led Dolphins to comeback wins vs. Tampa Bay (8/10) and vs. Green Bay (8/21).

**1999** — Was designated as Dallas' third quarterback for 14 regular season contests in 1999 . . . Dressed but did not play in two others.

**1998** — Went to training camp with Pittsburgh . . . Was waived by the Steelers on August 30 and claimed by Indianapolis . . . Was designated as the third quarterback for the Colts' season-opener before being waived on September 8 . . . Was then claimed by Dallas . . . Appeared in three games with the Cowboys, all in a reserve role . . . Attempted his only pass of the year in a Monday night game at Philadelphia (11/2) . . . It was a 10-yard completion . . . Played with the Rhein Fire of the NFL Europe League in the spring of '98 and was a all-league selection . . . Completed 133 of 264 passes for 1,997 yards with 13 touchdowns, three interceptions and a passer rating of 87.3 . . . Led the Fire to a berth in the World Bowl, but could not play in the championship game due to an injury.

**1997** — Made Pittsburgh's roster as an undrafted rookie free agent . . . Played in one game in a reserve capacity . . . Completed one of two passes for 10 yards vs. Baltimore (11/9) . . . Was designated as the third quarterback for the balance of the regular season.

### FIN FACT

In his NFL career, Mike has played for Dolphins offensive coordinator Chan Gailey in Pittsburgh (1997), Dallas (1998-99) and Miami (2000).

### COLLEGE

Was a four-year letterman (1993-96) and one-year starter at Stephen F. Austin . . . In his career, completed 176 of 272 passes for 2,641 yards with 23 touchdowns and 13 interceptions . . . Earned All-Southland Conference honors his senior season when he completed 136 of 267 passes for 2,049 yards with 15 touchdowns and ten interceptions . . . Earned degree in accounting.

### PERSONAL

Was an honorable mention all-state choice and an All-Greater Houston selection following his senior season at Robert E. Lee High School in Houston, Texas . . . Full name is Michael Patrick Quinn, born April 15, 1974 in Houston.



## MIKE QUINN'S NFL REGULAR SEASON STATISTICS

YEAR	TEAM	G-S	ATT.	COMP.	YDS.	PCT.	TD	INT.	LG	TKLD.	RATE
1997	Pittsburgh	1-0	2	1	10	50.0	0	0	10	0/0	64.6
1998	Indianapolis	0-0	0	0	0	-	0	0	0	0/0	0.0
	Dallas	3-0	1	1	10	100.0	0	0	10	0/0	108.3
1999	Dallas	0-0	0	0	0	-	0	0	0	0/0	0.0
2000	Miami	0-0	0	0	0	-	0	0	0	0/0	0.0
<b>4-YEAR TOTALS</b>		<b>4-0</b>	<b>3</b>	<b>2</b>	<b>20</b>	<b>66.7</b>	<b>0</b>	<b>0</b>	<b>10</b>	<b>0/0</b>	<b>85.4</b>

### ADDITIONAL STATS

**Rushing:** (Dallas) 5 for -6 yards, -1.2 avg., long of -1 in 1998.

## DERRICK RODGERS

**Linebacker**

**6-1 • 235**

**Born: 10/14/71**

**College: Arizona State '98**

**Acquired: D3b, 1997 • Signed Through: 2004**

**NFL: Fifth Season • Dolphins: Fifth Season**

**59**

### PRO CAREER

**2000** – Started 14 of the 16 games in which he played at weakside linebacker . . . Finished the season fourth on the team with a career-high 93 tackles (67 solo) . . . Added a half-sack, a forced fumble and three passes defended . . . Also was fourth on the club with 25 special teams tackles . . . Won the team's Leadership Award for 2000 in a vote of his teammates . . . Only games he did not start were vs. Buffalo (10/8) and at N.Y. Jets (10/23) as Dolphins opened with five defensive backs . . . Tied for third on the team with six tackles in 19-6 win vs. Baltimore (9/17) . . . Registered five special teams tackles at N.Y. Jets (10/23) . . . Led the Dolphins with 11 tackles at San Diego (11/12) as they held the Chargers to just 238 yards of total offense in a 17-7 win . . . Topped team's tackle chart with a season-high ten stops vs. Green Bay (10/29) when he also knocked down two passes . . . Also had three tackles on special teams against the Packers . . . Notched five special teams tackles at Buffalo (12/3) . . . Had eight tackles in season-ending win at New England (12/24), in which the Dolphins clinched the AFC East title . . . Turned in perhaps the biggest play of the game as he stripped the ball from Patriots TE Jermaine Wiggins at the Dolphins' 22 following a 59-yard reception in the third quarter . . . Brock Marion recovered in the end zone for a safety, as the Patriots led at the time, 24-17 . . .

**PLAYOFFS:** Started both playoff games following the 2000 season at weakside linebacker . . . Was second on the squad with 17 total tackles (13 solo) and a pass defended . . . Also posted a tackle on special teams . . . Had eight tackles in First-Round victory over Indianapolis and nine stops in Divisional contest at Oakland (1/6/01) . . . In his career, has appeared in seven postseason games, starting six of them . . . Has amassed 35 tackles, a half-sack, a forced fumble and a pass defended.

**1999** – Started 15 of the 16 games in which he played during the regular season at weakside linebacker . . . Tied for ninth on the team with 52 total tackles (29 solo) . . . Also had one interception, a fumble recovery, a forced fumble and three passes defended . . . Contributed five tackles and a fumble recovery on special teams . . . Posted five tackles in season-opener at Denver (9/13) . . . Had four tackles and a fumble recovery at New England (10/17) . . . Came up with the first interception of his NFL career vs. Philadelphia (10/24) when

### FIN FACT

During high school, Derrick earned extra money by selling concessions at the Superdome during Saints games.

he picked off a Doug Pederson pass and returned it five yards . . . Registered a season-high seven tackles at Buffalo (11/14) . . . Matched that total with seven stops two weeks later at Dallas (11/25) . . . Only game he did not start was vs. N.Y. Jets (12/27) when Dolphins opened with six defensive backs . . . Started both playoff games following the 1999 season at weakside linebacker . . . Tallied seven tackles (five solo), including five in Divisional contest at Jacksonville (1/15/00) . . . Also had one tackle on special teams.

**1998** — Started all 16 regular season games and both playoff contests at weakside linebacker . . . Finished the regular season with 56 total tackles, 2.5 sacks for 17 yards lost and a pass defended . . . Tackle total tied for fifth on the team, while sack figure ranked fifth . . . Also contributed 11 tackles on special teams during the course of the year, which tied for eighth on the squad . . . Had two tackles, including a sack, in season-opener at Indianapolis (9/6) . . . Posted six tackles in Dolphins' 21-0 win over Pittsburgh (9/20) . . . Was credited with three tackles, including a sack, in 14-0 victory over St. Louis (10/18) . . . Notched five tackles and earned a defensive game ball for his performance vs. New England (10/25) as the Dolphins held the Patriots without a touchdown in a 12-9 victory . . . Also chipped in with two special teams tackles in the Patriots game . . . Finished second on the team with a season-high eight stops at Buffalo (11/1) . . . Was awarded a game ball on defense in win at Oakland (12/6) when he tallied six tackles and a half-sack . . . Started both playoff games following the 1998 season at weakside linebacker . . . Totaled five tackles, a half-sack and a forced fumble . . . Made initial start of NFL postseason career in First-Round contest vs. Buffalo (1/2/99) . . . Posted a pair of stops, a half-sack and a forced fumble . . . The forced fumble occurred on a shared sack with Robert Jones of Bills QB Doug Flutie, and was recovered by Zach Thomas.

**1997** — Started 14 of the 15 games in which he appeared at rightside linebacker during his rookie season . . . Finished with 91 total tackles (69 solo), five sacks for 32 yards lost, a fumble recovery, three forced fumbles and four passes defended . . . Tackle total ranked fourth on the team and was second among linebackers . . . Led team in tackles on two occasions and finished second twice . . . Sack total tied with Jason Taylor and Tim Bowens for second on the squad . . . His five sacks tied Taylor for the fourth-most ever (now fifth) by a Dolphins rookie, and they tied for fourth among NFL rookies in 1997, along with Minnesota's Dwayne Rudd:

### ROOKIE SACK LEADERS

#### MOST SACKS BY A DOLPHINS ROOKIE

PLAYER	YEAR	SACKS
1. Bill Stanfill	1969	8.0
Lorenzo Bromell	1998	8.0
3. A.J. Duhe	1977	7.0
4. Marco Coleman	1992	6.0
<b>5. DERRICK RODGERS</b>	<b>1997</b>	<b>5.0</b>
Jason Taylor	1997	5.0

#### MOST SACKS BY AN NFL ROOKIE IN 1997

PLAYER	TEAM	SACKS
1. Peter Boulware	Balt.	11.5
2. Kenny Holmes	Tenn.	7.0
3. Mark Smith	Ariz.	6.0
<b>4. DERRICK RODGERS</b>	<b>MIA.</b>	<b>5.0</b>
Jason Taylor	Mia.	5.0
Dwayne Rudd	Minn.	5.0

In addition, Rodgers and Taylor's combined ten sacks made them the second-most productive rookie sack tandem in Dolphins history (now tied along with Lorenzo Bromell and Kenny Mixon, who also tallied ten sacks in 1998), trailing only A.J. Duhe (seven) and Bob Baumhower (four), who combined for 11 in 1977 . . . Their total was second among rookie sack tandems in the NFL in 1997:

### TOP NFL ROOKIE SACK TANDEMS IN 1997

TEAM	PLAYER	SACKS	PLAYER	SACKS	TOTAL
Balt.	Peter Boulware	11.5	Jamie Sharper	3.0	14.5
<b>MIAMI</b>	<b>DERRICK RODGERS</b>	<b>5.0</b>	<b>JASON TAYLOR</b>	<b>5.0</b>	<b>10.0</b>
Tenn.	Kenny Holmes	7.0	Pratt Lyons	2.5	9.5
Ariz.	Mark Smith	6.0	Ty Howard	1.0	7.0
Wash.	Greg Jones	3.5	Derek Smith	2.0	5.5

**GAME HIGHLIGHTS:** Made his NFL debut in season-opener vs. Indianapolis (8/31), when he started at rightside linebacker . . . Led team with 11 tackles, including the first sack of his career, as he dropped Colts QB Paul Justin for an 11-yard loss . . . Also had a pass defended and two forced fumbles . . . Had nine stops and a pass defended the following week vs.



Tennessee (9/7) . . . Was second on the club with ten tackles, including a sack, at Green Bay (9/14) . . . Topped team with nine tackles vs. Kansas City (10/5), when he also was credited with a pass defended . . . Was second on the squad the week afterwards at N.Y. Jets (10/12) with ten tackles . . . Also recorded two sacks, the first multiple sack game of his career and the 11th time in franchise history that a rookie has had two or more sacks in a game . . . It tied him with eight others (now nine) for the second-highest single-game sack total by a Dolphins rookie, trailing only A.J. Duhe (three, at N.Y. Jets 11/6/77) and Marco Coleman (three, vs. Indianapolis 10/25/92) . . . One of his sacks resulted in a fumble which was recovered by Trace Armstrong . . . For his efforts, Rodgers was named AFC Defensive Player of the Week, the first such honor of his career . . . Had five tackles and a fumble recovery at Baltimore (10/19) . . . Registered three tackles, including a sack, vs. N.Y. Jets (11/9) . . . Left the game early with a sprained right knee. . . Was inactive the following week vs. Buffalo (11/17) . . . Returned to action at New England (11/23), but did not start . . . Opened each of the final four regular season contests . . . Tallied eight tackles at Indianapolis (12/14) . . . Saw action in a reserve role in First-Round Playoff game at New England (12/28) . . . Was credited with six total tackles . . . Second of four third-round draft choices (92nd overall) by Miami in 1997, with a compensatory pick awarded by the NFL as a result of net free agent losses in 1996 . . .

**ROOKIE HONORS:** Was named Sports Illustrated's NFL Defensive Rookie of the Year . . . Was also named to College and Pro Football Weekly's All-Rookie team.

## COLLEGE

Started in his only season at Arizona State, in 1996 . . . Left school following his junior season . . . Named first-team All-Pac-10 and was a finalist for the Bronko Nagurski Award, given to college football's premier defensive player, as a junior . . . Was an integral part of a defense which helped the Sun Devils to a regular season mark of 11-0 in 1996 . . . Posted 56 total tackles, including 23 for loss, and 12 sacks . . . Added four forced fumbles, one fumble recovery and four passes defended . . . Earned Sports Illustrated's National Player of the Week honors against Nebraska with nine tackles, including three for loss, two sacks and a pair of safeties . . . Had six tackles, including five sacks, against California when he was selected as the Pac-10 Defensive Player of the Week . . . Played two seasons at Riverside (Calif.) Community College before attending ASU . . . Was a second-team All-America and first-team All-Mission Conference choice, as well as the conference's Outstanding Defensive Lineman and Most Valuable Player as a sophomore . . . Finished with 108 total tackles and seven sacks . . . Majored in microbiology.

## PERSONAL

Resides in Weston, Fla., with wife, Kareff . . . Has a daughter, Elasia (4/1/96), and a son, Triston Andre (7/1/99) . . . Attended St. Augustine High School in New Orleans, La . . . Did not participate in football there, instead played the trumpet as a member of the school's nationally renowned marching band . . . Prior to junior college, the only organized football he played was one year of pee-wee football at age six . . . Graduated from high school in 1989, and served four years as a medical technician in the U.S. Air Force before enrolling at Riverside Community College in 1994 . . . Was stationed for more than two years in Okinawa, Japan . . . Mother, Regina, is a Tennessee Air National Guardsman . . . Has participated in events benefiting the Cystic Fibrosis Foundation . . . Assisted in building houses for Habitat for Humanity each of the past two offseasons . . . Enjoys spending time with family, dancing, playing Sega and Sony PlayStation and watching movies . . . Full name is Derrick Andre' Rodgers, born October 14, 1971 in Memphis, Tenn.

## DERRICK RODGERS' NFL REGULAR SEASON STATISTICS

YEAR	TEAM	G-S	TACK.	ASST.	TOTAL	FUM. REC.	FOR. FUM.	QB SACK	YDS LOST
1997	Miami	15-14	69	22	91	1	3	5	32.0
1998	Miami	16-16	43	13	56	0	0	2½	17.0
1999	Miami	16-15	29	23	52	2	1	0	0.0
2000	Miami	16-14	67	26	93	0	1	½	4.5
<b>4-YEAR TOTALS</b>		<b>63-59</b>	<b>208</b>	<b>84</b>	<b>292</b>	<b>3</b>	<b>5</b>	<b>8</b>	<b>53.5</b>

## DERRICK RODGERS' NFL PLAYOFF STATISTICS


YEAR	TEAM	G-S	TACK.	ASST.	TOTAL	FUM. REC.	FOR. FUM.	QB SACK	YDS LOST
1997	Miami	1-0	4	2	6	0	0	0	0.0
1998	Miami	2-2	4	1	5	0	1	½	5.0
1999	Miami	2-2	5	2	7	0	0	0	0.0
2000	Miami	2-2	13	4	17	0	0	0	0.0
<b>PLAYOFF TOTALS</b>		<b>7-6</b>	<b>26</b>	<b>9</b>	<b>35</b>	<b>0</b>	<b>1</b>	<b>½</b>	<b>5.0</b>

## ADDITIONAL STATS

**Passes Defensed:** 4 in 1997, 1 in 1998, 3 in 1999, 3 in 2000 for total of 11 (P-1)

**Special Teams Tackles:** 11 in 1998, 5 in 1999, 25 in 2000 for total of 41 (P-2)

**Interceptions:** 1 for 5 yards in 1999



# TIM RUDDY

## Center

**6-3 • 300**

**Born: 4/27/72**

**College: Notre Dame '94**

**Acquired: D2b, 1994 • Signed Through: 2004**

**NFL: Eighth Season • Dolphins: Eighth Season**

61

### PRO CAREER

**2000** — Signed a new five-year contract on February 24, 2000 . . . Started all 16 regular season games and both playoff contests at center in 2000 . . . Has started all 16 regular season contests each of the past three seasons . . . Now has appeared in 58 straight league games, dating back to 1997 . . . Had, perhaps, the finest season of his NFL career in 2000 as he was named to the first Pro Bowl of his career . . . Was an integral part of a running game which amassed 1,894 yards, the highest total by a Dolphins team since 1984 . . . Led the way for RB Lamar Smith, who rushed for 1,139 yards, the second-highest single-season total ever by a Dolphin . . . Also part of a line that allowed only 28 sacks, tied for the fifth-fewest in the NFL in 2000 . . . Earned offensive game balls for his performances in wins vs. Baltimore (9/17) and at Cincinnati (10/1) . . . The Bengals game also marked the 100th regular season contest of his NFL career . . . Underwent surgery following the season, on February 12, 2001 . . . Had surgery to repair damage to the glenoid labrum in his left shoulder . . . The surgery was performed by Dr. John Uribe at HealthSouth Doctor's Hospital in Coral Gables . . .

**PRO BOWL:** Was named to the first Pro Bowl of his NFL career, as he replaced an injured Tom Nalen (Broncos) . . . Joined six other Dolphins in the Pro Bowl, marking Miami's most representatives in the game since they had seven following the 1984 season . . . Ruddy was

### FIN FACT

In addition to his status as a Pro Bowl center, Tim also works as a financial consultant, and handles investments for several of his teammates.



the first Dolphins offensive lineman since tackle Richmond Webb in 1996 to be named to the Pro Bowl roster . . . Became the third center in Dolphins history to earn the honor, joining Hall of Famers Jim Langer and Dwight Stephenson, and the first since Stephenson was selected following the 1987 season . . .

**PLAYOFFS:** Started both playoff games following the 2000 season at center. . . Part of a line that helped to pave the way for a rushing game which accumulated 258 yards and a 5.4-yard average in First-Round victory over Indianapolis (12/30) . . . This included a 209-yard performance by Lamar Smith, the second-highest total in NFL playoff history . . . In his career, has appeared in ten postseason games, starting eight of them.

**1999** – Started all 16 regular season games and both playoff contests at center in 1999 . . . Was the only Dolphins offensive lineman to open all 16 regular season contests . . . Was awarded offensive game balls for his performances in wins over Denver (9/13) and at Indianapolis (10/10) . . . Started both playoff games following the 1999 season at center.

**1998** – Started all 16 regular season games and both playoff contests at center . . . Did not miss an offensive snap during the regular season . . . Was awarded offensive game balls for his performances in wins vs. St. Louis (10/18), vs. Indianapolis (11/8) and vs. New Orleans (11/29) . . . Started both playoff games following the 1998 season at center . . . Had his only NFL reception, regular season or postseason, when he caught a Dan Marino deflected pass for an eight-yard gain in Miami's First-Round Playoff win vs. Buffalo (1/2/99).

**1997** – Started all 15 regular season games in which he played at center . . . Dressed but did not play at N.Y. Jets (10/12) due to a left knee injury . . . That snapped a streak of 37 straight starts dating back to the 1995 season opener . . . It also marked the only game he has missed in his seven-year NFL career . . . Had opened each of the first five contests of the year prior to the Jets game . . . Came back and opened each of the final ten regular season contests . . . Was credited with two miscellaneous tackles on the year . . . Started First-Round Playoff game at New England (12/28).

**1996** – Started at center for all 16 games . . . Was one of three Dolphins offensive linemen to open every contest . . . Credited with one miscellaneous tackle . . . Underwent dual surgery on December 23, 1996, at HealthSouth Larkin Hospital in Miami . . . Had a screw inserted to repair a navicular fracture of his right wrist, and left fifth finger extensor tendon repaired . . . Both surgeries were performed by Dr. Anne Ouellete, a hand specialist.

**1995** – Started all 16 regular season games and one playoff contest . . . Had three miscellaneous tackles . . . Made first NFL start in season opener against N.Y. Jets (9/3) . . . Joined teammate Richmond Webb as Miami's only two offensive players to play every offensive snap over the course of season.

**1994** – Played in all 16 regular season games and both playoff contests as a rookie . . . Saw action mainly on special teams . . . Made NFL debut in reserve role against New England (9/4) . . . Second-round draft choice (65th overall) of Miami in 1994.

## COLLEGE

Four-year letterman (1990-93) and two-year starter at Notre Dame . . . Saw action at both center and guard in college . . . Started every game at center as a senior . . . Named second-team All-America and first-team All-Independent by The Football News and Associated Press . . . Selected as offensive team tri-captain . . . Earned GTE/CoSIDA National Academic All-America and Student Athlete of the Year accolades . . . Helped offense rank sixth in nation in rushing with 260.7 yards per game average . . . Selected as GTE/CoSIDA National Academic All-America as a junior . . . Recipient of Student/Athlete award from Notre Dame club of St. Joseph Valley . . . Twice selected Delta Airlines-Mobil Cotton Bowl Scholar Athlete . . . Helped team rank third in the nation in total offense (470.4 per game) and rushing (280.9 per game) . . . Saw reserve action at center and guard as a sophomore . . . Received State Farm/Mutual Broadcasting Student Athlete of Year award . . . Posted a perfect 4.0 grade point average as both a junior and a senior . . . Graduated with 3.86 grade point average . . . Holds B.S. in mechanical engineering . . . Earned post-graduate scholarships from NCAA and National Football Foundation.

## PERSONAL

Married to Kim, couple resides in Plantation, Fla., with son, Braden (6/29/96) and daughter

Kailyn (9/12/98) . . . Attended Dunmore (Pa.) High School . . . Named honorable mention All-America by Sporting News as a senior . . . Selected as 15th best prospect in the nation by Atlanta Journal-Constitution . . . Earned two letters as two-way tackle, deep snapper and kicker . . . Lettered three times in track, performing in the discus and shot put . . . Graduated high school with perfect 4.0 grade point average . . . Has participated in fund-raising events benefiting the Cystic Fibrosis Foundation . . . Served as spokesperson for Family First's Fatherhood Campaign in 2000 . . . Works as a financial consultant during the off-season . . . Enjoys hunting and fishing . . . Full name is Timothy Daniel Ruddy, born April 27, 1972, in Scranton, Pa.

#### TIM RUDDY'S NFL REGULAR SEASON STATISTICS

**GAMES/STARTS:** 1994: 16/0, 1995: 16/16, 1996: 16/16, 1997: 15/15, 1998: 16/16, 1999: 16/16, 2000: 16/16      **7-YEAR TOTALS:** 111/95


#### TIM RUDDY'S NFL PLAYOFF STATISTICS

**GAMES/STARTS:** 1994: 2/0, 1995: 1/1, 1997: 1/1, 1998: 2/2, 1999: 2/2, 2000: 2/2  
**PLAYOFF TOTALS:** 10/8

#### ADDITIONAL STATS

**Receiving:** (P-1 for 8 yards)

**Miscellaneous Tackles:** 3 in 1995, 1 in 1996, 2 in 1997, 1 in 1999 for total of 7



# TWAN RUSSELL

## Linebacker

56

**6-1 · 230**  
**Born: 4/25/74**  
**College: Miami (Fla.) '97**  
**Acquired: FA, 2000 · Signed Through: 2003**  
**NFL: Fifth Season · Dolphins: Second Season**

#### PRO CAREER

**2000** — Signed a one-year contract with the Dolphins as a free agent on March 24, 2000, after he was not tendered as a restricted free agent by Washington . . . Appeared in all 16 regular season games, starting two of them . . . Saw action in both playoff contests following the season in a reserve role, the first two playoff games of his NFL career . . . Finished the year with five tackles on defense and 26 on special teams, which tied for second on the club . . . Also recovered a fumble on special teams unit . . . Started at strongside linebacker for games at San Diego (11/12) and vs. N.Y. Jets (11/19) when starter Robert Jones was moved to the middle because of ankle injury to Zach Thomas . . . They marked the first two starts of his NFL career . . . Had two stops in the Jets contest . . . Was awarded game balls for his performance on special teams in wins vs. Seattle (9/3) and at Detroit (11/5) . . . Recorded three tackles in the Seahawks game and three more stops the following week at Minnesota (9/10) . . . Added a pair of tackles against the Lions, when he also recovered a Terry Fair fumble on the opening kickoff of the second half, which led to an Olindo Mare field goal in a Dolphins 23-8 victory . . . Posted two special teams tackles in the playoffs.

**1999** — Played in each of the first nine games of the '99 season for the Redskins, all in a reserve role . . . Recorded four tackles on defense and 15 stops on special teams, which

#### FIN FACT

Upon returning to South Florida last season, Twan once again became extremely involved in the community in which he grew up and attended college. Last year, he formed the "Russell Life Skills and Reading Foundation", which helps to promote literacy in elementary, middle school and high school children in Fort Lauderdale.



ranked fourth on the squad . . . Was placed on injured reserve on November 16 with a left knee injury, and spent the remainder of the year there.

**1998** – Played in three games, all in a reserve role . . . Posted three special teams tackles . . . Sustained a sprained great toe and foot in the third game of the season, at Seattle (9/20) . . . Spent the remainder of the year on injured reserve.

**1997** – Appeared in 14 contests during his rookie season . . . Had one tackle on defense and eight stops on special teams . . . Fifth-round draft choice (148th overall) of Washington in 1997.

## COLLEGE

Was a four-year letterman (1993-96) and two-year starter at Miami . . . Led the team in tackles his senior season of 1996 with 115 . . . Also had a sack and five stops for loss that year . . . Notched a career-high 20 tackles against East Carolina . . . Started at strongside linebacker his senior season and tallied 72 stops . . . Recorded 55 tackles as a sophomore in 1994 and 40 stops as a redshirt freshman in 1993 . . . Majored in broadcasting and criminology.

## PERSONAL

Married to Lysandra with daughter, Taylor (6/10/97) . . . Family resides in Plantation, Fla . . . Prepped at St. Thomas Aquinas High School in Fort Lauderdale, where he had 147 tackles, 13 sacks, two interceptions, five fumble recoveries and two blocked punts his senior season . . . Was a high school teammate of Dolphins safety Daryl Porter . . . Also excelled in track and won the state title in the 330-yard hurdles while also competing in the triple jump . . . Was the Sun-Sentinel Track Athlete of the Year in Broward County his senior year . . . During the summer of 1996, served an internship with WPLG-TV, the ABC affiliate in Miami . . . Was awarded the 1996 Walter Kichefski Award by the University of Miami's Hall of Fame for his dedication in the classroom and his work in the community . . . Worked with youths at the Broward County Sheriffs' department instructional football camp . . . Recently formed "Russell Life Skills and Reading Foundation", which encourages literacy in elementary, middle and high school children in Ft. Lauderdale . . . Just created a website for the organization, located at [www.russellreadingroom.com](http://www.russellreadingroom.com) . . . Participated in the Miami Dolphins Fishing Tournament which benefits the Cystic Fibrosis Foundation each of the past two offseasons . . . Is a member of the Boys and Girls Club Board of Directors for 2001 . . . Full name is Twan Sanchez Russell, born April 25, 1974 in Fort Lauderdale.

### TWAN RUSSELL'S NFL REGULAR SEASON STATISTICS

YEAR	TEAM	G-S	TACK.	ASST.	TOTAL	FUM. REC.	FOR. FUM.	QB SACK	YDS LOST
1997	Washington	14-0	1	0	1	0	0	0	0.0
1998	Washington	3-0	0	0	0	0	0	0	0.0
1999	Washington	9-0	2	2	4	0	0	0	0.0
2000	Miami	16-2	2	3	5	1	0	0	0.0
<b>4-YEAR TOTALS</b>		<b>42-2</b>	<b>5</b>	<b>5</b>	<b>10</b>	<b>1</b>	<b>0</b>	<b>0</b>	<b>0.0</b>
<b>MIAMI TOTALS</b>		<b>16-2</b>	<b>2</b>	<b>3</b>	<b>5</b>	<b>1</b>	<b>0</b>	<b>0</b>	<b>0.0</b>

### TWAN RUSSELL'S NFL PLAYOFF STATISTICS

YEAR	TEAM	G-S	TACK.	ASST.	TOTAL	FUM. REC.	FOR. FUM.	QB SACK	YDS LOST
2000	Miami	2-0	0	0	0	0	0	0	0.0

### ADDITIONAL STATS

**Special Teams Tackles:** (Washington) 8 in 1997, 3 in 1998, 15 in 1999 (Miami) 26 in 2000 for total of 52 (P-2).

# DAMON SAVAGE

## Wide Receiver

# 15



**5-10 • 190**

**Born: 2/1/76**

**College: Tulsa '00**

**Acquired: FA, 2000 • Signed Through: 2001**

**NFL: Second Season • Dolphins: Second Season**

### PRO CAREER

**2000** — Originally signed as an undrafted rookie free agent with the Dolphins on May 5, 2000 after attending the team's April 28-30 minicamp on a tryout basis . . . Led the Dolphins in receiving during the preseason with 11 receptions for 121 yards . . . Was waived on August 27 and signed to the team's practice squad on August 29, where he spent a total of 13 regular season games . . . Was released off the practice squad on November 28 and re-signed on December 6 . . . Was released once again on December 13 prior to being signed to the 53-man roster on December 20 . . . Dressed but did not play in season finale at New England (12/24) . . . Was inactive for both playoff games following the season . . . Played with the Frankfurt Galaxy of the NFL Europe League this past spring . . . In ten games, including three starts, caught 14 passes for 160 yards and three touchdowns, and returned 30 punts for a 6.1-yard average, which ranked fifth in the league.

### FIN FACT

Damon finished his collegiate career second on Tulsa's all-time receiving list, trailing only former Dolphin wide receiver Howard Twilley.

### COLLEGE

Was a four-year letterman at Tulsa (1996-99) . . . Appeared in 42 games and caught 212 passes for 2,952 yards and 16 touchdowns . . . Reception total is second all-time in school annals, trailing only former Dolphins wide receiver Howard Twilley, who caught 261 passes from 1963-65 . . . Yardage figure is third all-time . . . Had his most productive year as a sophomore in 1997 when he caught 66 passes for 1,084 yards and six touchdowns . . . Was a first-team All-Western Athletic Conference selection that year . . . Was a second-team all-conference choice his senior season of 1999 when he tallied 67 receptions for 752 yards and four scores . . . Majored in marketing.

### PERSONAL

Single, resides in Plano, Texas . . . Lettered in both football and soccer at Holland High School in Tulsa, Okla . . . Lists "Coming to America" as favorite movie, "Seinfeld" as favorite television show, Cleveland Browns as favorite sports team growing up and Jackie Robinson as the person he would most like to meet . . . Is a member of the Fellowship of Christian Athletes . . . Born February 1, 1976 in Cleveland, Ohio.

### DAMON SAVAGE'S NFL REGULAR SEASON STATISTICS

YEAR	TEAM	G-S	ATT.	RECEIVING				NO.	RUSHING			
				YDS.	AVG.	LG	TD		YDS.	LG	TD	
2000	Miami	0-0	0	0	0.0	0	0	0	0	0	0	0



### DOLPHIN FACT

Dolphins kicker Garo Yepremian is the only player in Miami history to be named as Most Valuable Player in the NFL's annual Pro Bowl contest. On Jan. 20, 1974, Yepremian booted five field goals to account for all of the AFC's scoring in a 15-13 win.



# BRENT SMITH

**Tackle**

**6-5 • 315**

**Born: 11/21/73**

**College: Mississippi State '97**

**Acquired: D3d, 1997 • Signed Through: 2002**

**NFL: Fifth Season • Dolphins: Fifth Season**

**74**



## PRO CAREER

**2000** — Signed a three-year contract through the 2002 season on June 9, 2000 . . . Played in all 16 regular season games, including two starts . . . Opened at left tackle in place of the injured Richmond Webb (knee/ankle) vs. New England (9/24) and at Cincinnati (10/1) . . .

**PLAYOFFS:** Appeared in both playoff games following the 2000 season in a reserve role . . . In his career, has participated in five postseason games, including a pair of starts.

**1999** — Played in all 16 regular season games, including four starts . . . Started at left tackle in place of the injured Richmond Webb (knee) at Indianapolis (10/10) and at New England (10/17) . . . Opened at right tackle in place of an injured James Brown (ankle) vs. Indianapolis (12/5) and vs. San Diego (12/19) . . . Appeared in one of Miami's two playoff games following the 1999 season . . . Played in a reserve role in Divisional contest at Jacksonville (1/15/00).

**1998** — Underwent surgery on May 2, 1998, to repair a tear in his abdominal musculature as well as a small inguinal hernia repair . . . The surgery was performed by Dr. David Diaz at HealthSouth Doctor's Hospital in Coral Gables . . . Played in a total of eight regular season games in '98, starting seven of them . . . Was inactive for each of the first eight contests . . . Made the first start of his NFL career, at left tackle in place of the injured Richmond Webb (triceps), in game 9 vs. Indianapolis (11/8) . . . The Colts contest also marked the first appearance of his NFL career . . . Also started games 9-13 for the injured Webb . . . Opened each of the last two games, vs. Denver (12/21) and at Atlanta (12/27) for Webb . . . Started both playoff games following the 1998 season . . . Started at left guard in First-Round Playoff game vs. Buffalo (1/2/99), marking his NFL postseason debut . . . Opened at left tackle in Divisional contest at Denver (1/9/99).

**1997** — Was inactive for 14 regular season contests, dressed but did not play in the other two during his rookie season . . . Was inactive for First-Round Playoff game at New England (12/28) . . . Fourth of four third-round draft choices by Miami (96th overall) in 1997, a compensatory pick awarded by the NFL as a result of net free agent losses from 1996.

## COLLEGE

Was a four-year letterman (1993-96) and three-year starter at Mississippi State . . . Was a first-team All-Southeastern Conference selection as a senior when he started every game at left tackle . . . Was an honorable mention All-SEC choice his junior year when he finished the year with 88 knockdown blocks from his left tackle spot . . . Converted to the offensive line following his sophomore season . . . Started every game at defensive end his sophomore season for the Bulldogs . . . Finished with 40 tackles . . . Saw action at offensive tackle, defensive tackle and defensive end as a freshman . . . Majored in educational psychology and criminology.

## PERSONAL

Married to Ginger, couple resides in Pontotoc, Miss., and Weston, Fla. with daughter, Lindsey (9/16/93), and sons, Wyatt (7/31/97) and Carson (4/14/00) . . . Attended Pontotoc (Miss.) High School, where he lettered in football and track & field . . . Enjoys fishing in his spare time . . . Has participated in events benefiting the Cystic Fibrosis Foundation . . . Assisted in building houses in

Miami for Habitat for Humanity each of the past three offseasons . . . Lists "Silence of the Lambs" as favorite movie, "Seinfeld" as favorite television show and Alan Jackson as favorite recording artist . . . Full name is Gary Brent Smith, born November 21, 1973, in Dallas, Texas.

#### BRENT SMITH'S NFL REGULAR SEASON STATISTICS

GAMES/STARTS: 1997: 0/0, 1998: 8/7, 1999: 16/4, 2000: 16/2

4-YEAR TOTALS: 40/13

#### BRENT SMITH'S NFL PLAYOFF STATISTICS

GAMES/STARTS: 1997: 0/0, 1998: 2/2, 1999: 1/0, 2000: 2/0

PLAYOFF TOTALS: 5/2



# LAMAR SMITH

## Running Back

26

**5-11 • 224**  
**Born: 11/29/70**  
**College: Houston '94**  
**Acquired: FA, 2000 • Signed Through: 2001**  
**NFL: Eighth Season • Dolphins: Second Season**

#### PRO CAREER

**2000** — Signed a two-year contract with Miami as a free agent on March 20, 2000 . . . Had been released by New Orleans on February 24, 2000 . . . Helped push the Dolphins running game to new heights in 2000 . . . Started all 15 games in which he played, was inactive for one contest . . . Rushed for a team-high 1,139 yards rushing and 14 touchdowns on 309 attempts . . . Also caught 31 passes for 201 yards and two touchdowns . . . Was named the Dolphins Newcomer of the Year in a vote of South Florida media and fans . . . Rushing yardage total ranked 10th in the AFC and 18th in the NFL . . . 14 rushing touchdowns tied for second in the AFC and third in the NFL, trailing only St. Louis' Marshall Faulk (18) and Denver's Mike Anderson (15) . . . 16 total touchdowns were tied for second in the AFC and third in the NFL, trailing only Faulk (26) and Indianapolis' Edgerrin James (18) . . . Reception total was third on the club . . . 1,340 total yards from scrimmage were 14th in the AFC and 10th among conference running backs . . . Accounted for four 100-yard rushing games on the year . . . Also accounted for 70 total first downs during the course of the year (62 rushing, eight receiving), tied for 11th in the AFC . . .

**RUSHING:** In 2000, Smith rushed for a career-high 1,139 yards and became the fifth different Dolphin to rush for 1,000 yards in a season, and the first since Karim Abdul-Jabbar tallied 1,116 in 1996 . . . Overall, it marked the seventh time that a Dolphin accomplished this feat . . . His figure is the second-most ever in franchise history, trailing only Delvin Williams, who rushed for 1,258 yards in 1978 . . . It surpassed his previous personal best of 680 yards, achieved in 1996 . . . Smith had 309 attempts in 2000, surpassing his previous career best of 153, which he achieved in 1996 as a member of the Seattle Seahawks . . . It also ranks as the highest single-season total in Dolphins history, two better than the 307 accounted for by Abdul-Jabbar in 1996 . . . His 14 rushing touchdowns represented a career-best as well, surpassing his previous high of eight in 1996, while his 16 total touchdowns also were a career-high . . . Smith's yardage total, rush attempts and rushing touchdowns all rank among the top two by a Dolphin in a season . . . His 16 overall touchdowns are tied for the second-highest figure by a Dolphin in a season, along with Karim Abdul-Jabbar (1997) . . . They trail only Mark Clayton, who had 18 touchdowns in 1984:

#### FIN FACT

When Lamar joined the Dolphins last year, it marked the first time since 1991, his second year of junior college, that the team for which he had been a part did not play its home games in a domed stadium. His previous stints included the University of Houston (1992-93), Seattle Seahawks (1994-97) and New Orleans Saints (1998-99).



## MIAMI DOLPHINS SINGLE-SEASON RUSHING LEADERS

RUSHING YARDS			RUSHING ATTEMPTS			RUSHING TOUCHDOWNS		
PLAYER	YEAR	YDs.	PLAYER	YEAR	ATTs	PLAYER	YEAR	TDs
D. Williams	1978	1258	<b>L. SMITH</b>	<b>2000</b>	<b>309</b>	K. Abdul-Jabbar	1997	15
<b>L. SMITH</b>	<b>2000</b>	<b>1139</b>	K. Abdul-Jabbar	1996	307	<b>L. SMITH</b>	<b>2000</b>	<b>14</b>
L. Csonka	1972	1117	K. Abdul-Jabbar	1997	283	M. Morris	1972	12
K. Abdul-Jabbar	1996	1116	D. Williams	1978	272	D. Nottingham	1975	12
L. Csonka	1971	1051	K. Abdul-Jabbar	1998	270	L. Csonka	1979	12
L. Csonka	1973	1003	Mark Higgs	1992	256	R. Davenport	1985	11
M. Morris	1972	1000	B. Parmalee	1995	236	K. Abdul-Jabbar	1996	11

**TOTAL YARDS FROM SCRIMMAGE:** Smith's combined yardage of 1,340 was the third-highest total ever by a Dolphin in a season . . . It also was the 14th in the AFC and tenth among conference running backs:

### MOST TOTAL YARDS FROM SCRIMMAGE BY A DOLPHIN IN A SEASON

PLAYER	YEAR	RUSH YDs.	REC. YDs.	TOTAL YDs.
1. Delvin Williams	1978	1258	192	1450
2. Mark Clayton	1984	35	1389	1424
<b>3. LAMAR SMITH</b>	<b>2000</b>	<b>1139</b>	<b>201</b>	<b>1340</b>
4. Tony Nathan	1985	667	651	1318
5. Mark Duper	1984	0	1306	1306

### AFC'S LEADERS IN TOTAL YARDS FROM SCRIMMAGE AMONG RUNNING BACKS IN 2000

PLAYER	TEAM	RUSH YDs.	REC. YDs	TOTAL YDs.
1. Edgerrin James	Indianapolis	1709	594	2303
2. Eddie George	Tennessee	1509	453	1962
3. Ricky Watters	Seattle	1242	613	1855
4. Curtis Martin	N.Y. Jets	1204	508	1712
5. Mike Anderson	Denver	1500	169	1669
6. Jamal Lewis	Baltimore	1364	296	1660
7. Fred Taylor	Jacksonville	1399	240	1639
8. Corey Dillon	Cincinnati	1435	158	1593
9. Jerome Bettis	Pittsburgh	1341	97	1438
<b>10. LAMAR SMITH</b>	<b>MIAMI</b>	<b>1139</b>	<b>201</b>	<b>1340</b>

**100-YARD RUSHING GAMES:** With a 145-yard rushing performance on September 3 against Seattle, and a 155-yard effort on October 23 at the New York Jets, Smith accounted for two of the four highest rushing totals of his career during the 2000 season . . . In addition, his four 100-yard rushing games during the regular season in 2000 were two more than he registered in six previous NFL seasons combined . . . They also tied for the second-most ever by a Dolphin in a season:

### MOST 100-YARD RUSHING GAMES BY A DOLPHIN IN A SEASON

PLAYER	YEAR	100-YD GAMES
1. Delvin Williams	1978	5
<b>2. LAMAR SMITH</b>	<b>2000</b>	<b>4</b>
Larry Csonka	1972	4
Karim Abdul-Jabbar	1996	4
5. 13 times, last 1998 by Abdul-Jabbar		

**PLAYER OF THE WEEK:** In the 2000 season-opener against Seattle on September 3, Smith was named AFC Offensive Player of the Week when he rushed for 145 yards and a touchdown on 27 carries and caught one pass for 12 yards . . . It marked the first such honor of his NFL career . . . Smith became the fifth running back in Dolphins history to win Player of

the Week honors, and the first since Karim Abdul-Jabbar won that award in Week 1 of the 1996 season, for his 115-yard rushing performance on September 1 against New England ... Smith also earned the NFL Offensive Player of the Week Award for NFL First Round Playoff Games after he rushed for 209 yards and two touchdowns on 40 attempts, and caught three passes for 18 yards in a First-Round victory over Indianapolis (12/30) ... It marked the fifth time that a Dolphin has been named Player of the Week in the postseason, and the first time since DE Trace Armstrong was cited as NFL Defensive Player of the Week for First-Round Games in 2000 ... Smith became the first Dolphin to earn NFL Offensive Player of the Week accolades in the playoffs since Dan Marino was selected for his effort in a First-Round win over Kansas City following the 1994 season ...

**GAME HIGHLIGHTS – VS. SEATTLE (SEPT. 3):** Led the Dolphins in rushing with 145 yards and a touchdown on 27 carries ... Also had one reception for 12 yards ... It was his first 100-yard rushing game as a Dolphin and the third of his career ... It currently is the fourth-highest total of his career ... It was the fourth-highest rushing total by a Dolphin on opening day, and it marked the first 100-yard performance by a Dolphin on opening day since Karim Abdul-Jabbar had 108 yards on September 6, 1998 at Indianapolis ... It was the first time that a player rushed for 100 yards in his Dolphins debut since Abdul-Jabbar rushed for 115 yards on September 1, 1996 against New England ... For his efforts, Smith was named the AFC Offensive Player of the Week, the first such honor of his career ...

**VS. BALTIMORE (SEPT. 17):** Led Dolphins in rushing with 63 yards on 22 attempts, including a seven-yard scoring run ... Also tied for the team-lead with three receptions, totaling 47 yards, which ranks as the second-highest yardage total of his career ... Included in his total was a 28-yard reception, the second-longest of his career, and an eight-yard scoring catch ... The two total touchdowns tied a career-high ... It marked the first time that a Dolphin had both a rushing and receiving touchdown in the same game since RB Jerris McPhail scored on a 71-yard run and a 10-yard pass against Chicago on October 27, 1997 ...

**AT CINCINNATI (OCT. 1):** Topped Miami's rushing chart with 66 yards on 12 carries, including an 18-yard scoring run, giving the Dolphins a 17-13 lead in a game they went on to win, 31-13 ...

**AT N.Y. JETS (OCT. 23):** Broke loose for 155 yards rushing and two touchdowns on 23 attempts, while adding two catches for nine yards in a 40-37 overtime loss on a Monday night, the first MNF game of his career ... Yardage total in the game is the second-most of his career during the regular season, and third overall, including playoffs ... That figure also is the fifth-highest by a Dolphin during the regular season, and the sixth overall, including playoffs ... It marked the most rushing yards by a Dolphin since Sammie Smith had 159 yards at New England on September 9, 1990 ... Of Smith's total in the Jets game, 109 came in the first half, as he became the first Dolphin to amass 100 yards rushing in one half of play since Karim Abdul-Jabbar had 114 yards in the first half at Carolina on November 15, 1998 ... Along with Oronde Gadsden's 119 yards receiving in the Jets game, it represented the first time that the Dolphins have had a 100-yard rusher and a 100-yard receiver in the same game since September 18, 1994, when Terry Kirby had 15 rushes for 100 yards and Keith Jackson had six receptions for 100 yards ... Touchdowns came on runs of 68 and three yards ... The 68-yard run tied for the longest of his career ... It was the longest run from scrimmage by a Dolphin since Jerris McPhail scored on a 71-yard run against Chicago on October 27, 1997 ... Two touchdowns matched his career-high for both rushing touchdowns and total touchdowns ...

**AT DETROIT (NOV. 5):** Tallied his third 100-yard rushing game of the season with 124 yards and two touchdowns on 24 attempts ... Tied a career-high with a team-leading four receptions, totaling 17 yards ... First touchdown of the game came on a 46-yard burst up the middle on the game's first play from scrimmage, marking the first time in Dolphins history that Miami scored on its initial play from scrimmage in a game (excluding kickoff returns) ... The run also was the third-longest of his NFL career ... Other score came on an eight-yard run ... Matched his career-high for both rushing touchdowns and total touchdowns ...

**AT SAN DIEGO (NOV. 12):** Rushed for a team-high 69 yards on 27 carries, including a pair of touchdowns runs, from two and six yards out ... Also tied for team-lead with three receptions, totaling 12 yards ... Capped a four-game stretch in which he recorded a total of seven touchdowns, all on the ground ...

**VS. N.Y. JETS (NOV. 19):** Saw limited action with a right hamstring strain ... Rushed for 12 yards on six carries and caught one pass for three yards ...

**AT INDIANAPOLIS (NOV. 26):** Was inactive with a right hamstring strain ...

**AT BUFFALO (DEC. 3):** In first game back from hamstring injury, rushed for 100 yards on 28 attempts, while also leading the team with four receptions, totaling 23 yards, including a six-yard scoring catch ... It was Smith's fourth 100-yard rushing game of the season, tying Larry Csonka (1972) and Karim Abdul-Jabbar (1996) for the second-highest single-season total in club history ...



**VS. TAMPA BAY (DEC. 10):** Led Dolphins with 79 yards rushing on 23 carries, including a one-yard TD run . . . Also caught one pass for eight yards . . . Surpassed the 1,000-yard rushing mark for the year in the game, the seventh time in team history that a back went over 1,000 yards rushing (fifth player) . . .

**VS. INDIANAPOLIS (DEC. 17):** Led the Dolphins with 97 yards rushing on 22 carries, including an eight-yard scoring run . . . Added three receptions for ten yards . . .

**AT NEW ENGLAND (DEC. 24):** Gained just 26 yards rushing on 20 attempts, but notched two rushing scores for the fourth time on the year . . . Both touchdowns came on runs of one yard . . . Second score occurred with 4:09 to play and tied the score at 24 as the Dolphins went on for a 27-24 victory to clinch the AFC East title . . .

**PLAYOFFS:** Started both playoff games following the 2000 season . . . Registered 213 yards rushing and two touchdowns on 48 attempts, while catching four passes for 22 yards . . . Put together the most auspicious rushing performance in Dolphins history in First-Round victory over Indianapolis . . . Rushed for 209 yards and two touchdowns on 40 attempts . . . Also caught three passes for 18 yards . . . Marked the seventh time (fourth different player) that a Dolphin reached the 100-yard rushing mark in a playoff game, and the first since January 8, 1983 vs. New England when Andra Franklin ran for 112 yards . . . Yardage and attempt totals both are club single-game records, regular season or postseason:

#### HIGHEST SINGLE-GAME RUSHING TOTALS BY A DOLPHIN

PLAYER	DATE	OPPONENT	YARDS
1. <b>LAMAR SMITH*</b>	12/30/00	<b>VS. INDIANAPOLIS</b>	<b>209</b>
2. Mercury Morris	9/30/73	vs. New England	197
3. Gary Davis	11/22/87	vs. Buffalo	172

#### HIGHEST SINGLE-GAME RUSHING ATTEMPT TOTALS BY A DOLPHIN

PLAYER	DATE	OPPONENT	ATTEMPTS
1. <b>LAMAR SMITH*</b>	12/30/00	<b>VS. INDIANAPOLIS</b>	<b>40</b>
2. Larry Csonka*	1/13/74	vs. Minnesota	33
Karim Abdul-Jabbar	9/20/98	vs. Pittsburgh	33

\* Playoff Game

After gaining 87 yards in the first half, amassed 122 yards in the second half and overtime periods . . . First touchdown came on a two-yard run in the third quarter to cut the Dolphins' deficit to 14-7 . . . Final score came on a 17-yard run with 3:34 to play in the overtime period, giving the Dolphins a 23-17 victory . . .

#### MOST TOTAL TOUCHDOWNS BY A DOLPHIN IN A PLAYOFF GAME

PLAYER	DATE	OPPONENT	ROUND	TOUCHDOWNS
1. Larry Csonka	12/30/73	vs. Oakland	Divisional	3
2. <b>LAMAR SMITH</b>	12/30/00	<b>VS. INDIANAPOLIS</b>	<b>FIRST-ROUND</b>	<b>2</b>
Eight other times (Last, Keith Jackson, at San Diego, 1/8/95)				2

The 40 attempts are a new NFL playoff record while his yardage figure is the second-most ever in an NFL postseason contest:

#### MOST RUSHING YARDS IN AN NFL PLAYOFF GAME

PLAYER	TEAM	DATE	OPPONENT	ROUND	YARDS
1. Eric Dickerson	Rams	1/4/86	at Dallas	Divisional	248
2. <b>LAMAR SMITH</b>	<b>MIAMI</b>	12/30/00	<b>VS. INDIANAPOLIS</b>	<b>FIRST-ROUND</b>	<b>209</b>
3. Keith Lincoln	San Diego	1/5/64	vs. Boston	Divisional	206

**1999** – Played in 13 games with the Saints in '99, including two starts . . . Was inactive for two contests, dressed but did not play in another . . . Was second on the team with 205 yards rushing on 60 carries . . . Also caught 20 passes for 151 yards and one touchdown . . . Rushed for a season-high 66 yards on 13 attempts with a season-long run of 24 yards, in season-opener vs. Carolina (9/12) . . . Caught two passes for nine yards, including a four-yard TD catch from Billy Joe Tolliver for his only score of the season, vs. Tennessee (10/17) . . . Had four

receptions for 27 yards vs. Tampa Bay (11/7) . . . Rushed for 54 yards on 18 attempts with a long of 15, and caught four passes for 36 yards at St. Louis (11/28) . . . Did not appear in each of the last three games of the year, and was inactive for the last two.

**1998** – Signed a four-year contract with the Saints as an Unrestricted Free Agent on March 2, 1998 . . . Played in 14 games with nine starts in his first season with the Saints . . . Was inactive for two contests . . . Led the team with 457 yards rushing and one touchdown on 138 carries . . . Also caught a career-high 24 passes for 249 yards and two touchdowns, and completed one of two passes for 20 yards and a touchdown . . . Accounted for his only NFL completion, which was good for a 20-yard TD to WR Andre Hastings, in season-opener at St. Louis (9/6) . . . Also caught three passes for a career-high 60 yards, including a career-long 35-yard scoring reception, in the Rams game . . . Rushed for 78 yards on 12 carries the following week vs. Carolina (9/13) . . . Broke loose for a regular-season career-high 157 yards rushing on 24 attempts, including a long run of 33 yards, the week afterwards at Indianapolis (9/27) . . . Caught four passes for 44 yards, including a seven-yard TD reception, vs. New England (10/4) . . . Lone rushing touchdown of the year came on a five-yard run at Atlanta (10/19), when he rushed for 49 yards on 19 carries.

**1997** – Appeared in 12 games with two starts for Seattle . . . Was inactive for four contests . . . Rushed for 392 yards and two touchdowns on 91 carries, while also catching 23 passes for 183 yards . . . Had one two-point conversion . . . Led team with 76 yards rushing and a touchdown on 12 attempts at Indianapolis (9/14) . . . Ran for team and season-best 78 yards on 12 carries at Kansas City (9/28), when he also broke loose for a season-long 35-yard run . . . Had four receptions for 42 yards vs. Tennessee (10/5) . . . Sustained a broken fibula at St. Louis (10/19) and was inactive for each of the next four contests.

**1996** – Played in all 16 contests, including two starts . . . Rushed for 680 yards and eight touchdowns on 153 carries, a 4.4-yard average per rush attempt . . . Also caught nine passes for 58 yards . . . Had three two-point conversions to his credit, which are tied for the NFL single-season record . . . Touchdown total tied for the team-lead, while his 680 yards rushing were second-most, and a figure which would have led six other clubs in 1996 . . . Ran for 90 yards and a touchdown on 15 carries vs. Minnesota (11/10) . . . First career start came the following week, in place of an injured Chris Warren, at Detroit (11/17) . . . Responded with a season-best 148 yards rushing and a touchdown on a regular-season career-high 33 attempts . . . Rushed for 87 yards and a career-high two touchdowns in season-finale at Oakland (12/22) . . . Scores came on runs of 27 and three yards.

**1995** – Appeared in 13 contests, all in a reserve capacity . . . Rushed for 215 yards on 26 carries, including a career-long 68-yard run . . . Also caught one pass for ten yards . . . Was inactive for each of the first two games with a sprained ankle sustained in the preseason . . . Rushed three times for 85 yards, including a career-long 68-yard run, at Arizona (10/29) . . . That run currently is the third-longest in Seattle history . . . Rushed 19 times for a season-high 84 yards and caught one pass for ten yards vs. N.Y. Giants (11/5).

**1994** – Played in two games, both in a reserve role, during his rookie season with the Seahawks . . . Rushed for minus-one yard on two attempts . . . Sustained a sprained ankle in preseason finale at San Francisco (8/26) and was inactive for each of the first three games of the regular season . . . Injured his back in an auto accident on December 1 and spent the remainder of the year on the Non-Football Injury list . . . Third-round draft choice (73rd overall) of Seattle in 1994.

## COLLEGE

Started each of his two seasons at Houston (1992-93) after transferring from Northeastern Oklahoma A&M Junior College, where he also played two years . . . In his career with the Cougars, rushed for 1,262 yards and 11 touchdowns on 207 attempts, a 6.1-yard average . . . Added 59 receptions for 520 yards and five touchdowns . . . Led the team in rushing both years, including a career-high 845 yards on 111 carries, for a Southwest Conference-best 7.6-yard average per attempt his junior season of 1992 . . . Rushed for 417 yards as a senior in 1993 despite missing each of the first five games with a shoulder injury . . . Majored in sports management.



## PERSONAL

Has a fiancé, Shana Poole, and a son, Lamar Hunter Smith, Jr. (6/9/00) . . . Prepped at South Side High School in Fort Wayne, Ind., where he lettered in both football and basketball . . . Born November 29, 1970 in Fort Wayne, Ind.

### LAMAR SMITH'S NFL REGULAR SEASON STATISTICS

YEAR	TEAM	G-S	RUSHING					RECEIVING			
			ATT.	YDS.	AVG.	LG	TD	NO.	YDS.	LG	TD
1994	Seattle	2-0	2	-1	-0.5	0	0	0	0	0	0
1995	Seattle	13-0	36	215	6.0	68	0	1	10	10	0
1996	Seattle	16-2	153	680	4.4	29	8	9	58	22	0
1997	Seattle	12-2	91	392	4.3	35	2	23	183	22	0
1998	New Orleans	14-9	138	457	3.3	33	1	24	249	35t	2
1999	New Orleans	13-2	60	205	3.4	24	0	20	151	26	1
2000	Miami	15-15	309	1139	3.7	68t	14	31	201	28	2
<b>7-YEAR TOTALS</b>		<b>85-30</b>	<b>789</b>	<b>3087</b>	<b>3.9</b>	<b>68t</b>	<b>25</b>	<b>108</b>	<b>852</b>	<b>35t</b>	<b>5</b>
<b>MIAMI TOTALS</b>		<b>15-15</b>	<b>309</b>	<b>1139</b>	<b>3.7</b>	<b>68t</b>	<b>14</b>	<b>31</b>	<b>201</b>	<b>28</b>	<b>2</b>

### LAMAR SMITH'S NFL PLAYOFF STATISTICS

YEAR	TEAM	G-S	RUSHING					RECEIVING			
			ATT.	YDS.	AVG.	LG	TD	NO.	YDS.	LG	TD
2000	Miami	2-2	48	213	4.4	24	2	4	22	8	0

### ADDITIONAL STATS

**Kickoff Returns:** 1 for 20 yards in 1995; 1 for 14 yards in 1997 for total of 2 for 34 yards, 17.0 avg., long 20

**Passing:** 1 completion of 2 attempts for 20 yards with 1 touchdown in 1998; 0 completions of 1 attempt in 2000 for total of 1 completion of 3 attempts for 20 yards with 1 touchdown.

**Two-Point Conversions:** 3 in 1996, 1 in 1997 for total of 4

### SINGLE-GAME HIGHS

**Most Rushing Yards:** \*209 vs. Indianapolis, 12/30/00  
 157 at Indianapolis, 9/27/98  
 155 at N.Y. Jets, 10/23/00  
 148 at Detroit, 11/17/96  
 145 vs. Seattle, 9/3/00

**Most Rushing Attempts:** \*40 vs. Indianapolis, 12/30/00  
 33 at Detroit, 11/17/96  
 28 at Buffalo, 12/3/00  
 27 vs. Seattle, 9/3/00  
 27 at San Diego, 11/12/00

**Longest Runs:** 68 at Arizona, 10/29/95  
 68t at N.Y. Jets, 10/23/00  
 46t at Detroit, 11/5/00  
 36 vs. Seattle, 9/3/00  
 35 at Kansas City, 9/28/97

**Most Rushing TDs:** 2 at Oakland, 12/22/96  
 2 at N.Y. Jets, 10/23/00  
 2 at Detroit, 11/5/00  
 2 at San Diego, 11/12/00  
 2 at New England, 12/24/00  
 \*2 vs. Indianapolis, 12/30/00

**Most Receptions:** 4 vs. Denver, 9/7/97  
 4 at Kansas City, 9/28/97  
 4 vs. Tennessee, 10/5/97  
 4 vs. New England, 10/4/98  
 4 at Arizona, 12/20/98  
 4 vs. Tampa Bay, 11/7/99  
 4 at St. Louis, 11/28/99

**Most Receiving Yards:**

4 at Detroit, 11/5/00  
 4 at Buffalo, 12/3/00  
 60 at St. Louis, 9/6/98  
 47 vs. Baltimore, 9/17/00  
 46 at Arizona, 12/20/98  
 44 vs. New England, 10/4/98

**Longest Receptions:**

42 vs. Tennessee, 10/5/97  
 35t at St. Louis, 9/6/98  
 28 vs. Baltimore, 9/17/00  
 26 at St. Louis, 11/28/99  
 22 vs. Houston, 11/3/96  
 22 vs. N.Y. Jets, 8/31/97

**Most TD Receptions:**

1, five times (last: at Buffalo, 12/3/00)

**Most Total TDs:**

2 at Oakland, 12/22/96  
 2 vs. Baltimore, 9/17/00  
 2 at N.Y. Jets, 10/23/00  
 2 at Detroit, 11/5/00  
 2 at San Diego, 11/12/00  
 2 at New England, 12/24/00  
 \*2 vs. Indianapolis, 12/30/00

\* Playoff game

**LAMAR SMITH'S RUSHING BREAKDOWN**

	2000						CAREER					
	G	NO	YDS	AVG	LG	TD	G	NO	YDS	AVG	LG	TD
Buffalo	2	52	162	3.1	22	0	5	62	189	3.0	22	1
Indianapolis	1	22	97	4.4	20	1	3	58	330	5.7	33	2
Miami	-	-	-	-	-	-	2	14	38	2.7	10	0
New England	2	40	68	1.7	9	2	3	53	90	1.7	11	2
N.Y. Jets	2	29	167	5.8	68	2	3	31	184	5.9	68	2
<b>AFC East</b>	<b>7</b>	<b>143</b>	<b>494</b>	<b>3.5</b>	<b>68</b>	<b>5</b>	<b>16</b>	<b>218</b>	<b>831</b>	<b>3.8</b>	<b>68</b>	<b>7</b>
Baltimore	1	22	63	2.9	12	1	2	34	110	3.2	12	2
Cincinnati	1	12	66	5.5	29	1	2	13	68	5.2	29	1
Cleveland	-	-	-	-	-	-	1	4	17	4.3	8	0
Jacksonville	-	-	-	-	-	-	3	21	52	2.5	16	0
Pittsburgh	-	-	-	-	-	-	1	2	-1	-0.5	0	0
Tenn./Hous.	-	-	-	-	-	-	3	16	47	2.9	11	0
<b>AFC Central</b>	<b>2</b>	<b>34</b>	<b>129</b>	<b>3.8</b>	<b>29</b>	<b>2</b>	<b>12</b>	<b>90</b>	<b>293</b>	<b>3.3</b>	<b>29</b>	<b>3</b>
Denver	-	-	-	-	-	-	6	27	120	4.4	25	0
Kansas City	-	-	-	-	-	-	5	27	174	6.4	35	1
Oakland	-	-	-	-	-	-	5	37	126	3.4	27	2
San Diego	1	27	69	2.6	11	2	5	43	128	3.0	21	3
Seattle	1	27	145	5.4	36	1	1	27	145	5.4	36	1
<b>AFC West</b>	<b>2</b>	<b>54</b>	<b>214</b>	<b>4.0</b>	<b>36</b>	<b>3</b>	<b>22</b>	<b>161</b>	<b>693</b>	<b>4.3</b>	<b>36</b>	<b>7</b>
<b>AFC Total</b>	<b>11</b>	<b>231</b>	<b>837</b>	<b>3.6</b>	<b>68</b>	<b>10</b>	<b>50</b>	<b>469</b>	<b>1817</b>	<b>3.9</b>	<b>68</b>	<b>17</b>
Arizona	-	-	-	-	-	-	2	16	126	7.9	68	0
Dallas	-	-	-	-	-	-	1	1	-1	-1.0	-1	0
N.Y. Giants	-	-	-	-	-	-	2	20	79	4.0	16	0
Philadelphia	-	-	-	-	-	-	1	0	0	0.0	0	0
Washington	-	-	-	-	-	-	1	0	0	0.0	0	0
<b>NFC East</b>	<b>-</b>	<b>-</b>	<b>-</b>	<b>-</b>	<b>-</b>	<b>-</b>	<b>7</b>	<b>37</b>	<b>204</b>	<b>5.5</b>	<b>68</b>	<b>0</b>
Chicago	-	-	-	-	-	-	1	10	19	1.9	12	0
Detroit	1	24	125	5.2	46	2	2	57	273	4.8	46	3
Green Bay	1	20	71	3.6	10	1	2	22	76	3.5	10	1
Minnesota	1	11	27	2.5	9	0	3	37	138	3.7	22	1
Tampa Bay	1	23	79	3.4	19	1	3	32	133	4.1	19	2
<b>NFC Central</b>	<b>4</b>	<b>78</b>	<b>302</b>	<b>3.9</b>	<b>46</b>	<b>4</b>	<b>11</b>	<b>158</b>	<b>639</b>	<b>4.0</b>	<b>46</b>	<b>7</b>
Atlanta	-	-	-	-	-	-	5	31	90	2.9	15	1
Carolina	-	-	-	-	-	-	2	25	144	5.8	27	0
New Orleans	-	-	-	-	-	-	-	-	-	-	-	-
St. Louis	-	-	-	-	-	-	5	49	111	2.3	15	0
San Francisco	-	-	-	-	-	-	5	20	82	4.1	23	0
<b>NFC West</b>	<b>-</b>	<b>-</b>	<b>-</b>	<b>-</b>	<b>-</b>	<b>-</b>	<b>17</b>	<b>125</b>	<b>427</b>	<b>3.4</b>	<b>27</b>	<b>1</b>
<b>NFC Total</b>	<b>4</b>	<b>78</b>	<b>302</b>	<b>3.9</b>	<b>46</b>	<b>4</b>	<b>35</b>	<b>320</b>	<b>1270</b>	<b>4.0</b>	<b>68</b>	<b>8</b>



# LAMAR SMITH'S RUSHING BREAKDOWN


	2000						CAREER					
	G	NO	YDS	AVG	LG	TD	G	NO	YDS	AVG	LG	TD
Home	8	164	570	3.5	36	7	44	359	1370	3.8	36	11
Road	7	145	569	3.9	68	7	41	430	1717	4.0	68	14
1st Down	15	171	734	4.3	68	11	-	-	-	-	-	-
2nd Down	15	114	333	2.9	36	2	-	-	-	-	-	-
3rd Down	15	23	64	2.8	20	0	-	-	-	-	-	-
4th Down	15	1	8	8.0	8	1	-	-	-	-	-	-
1st Half	15	164	627	3.8	68	7	-	-	-	-	-	-
2nd Half	15	143	501	3.5	36	7	-	-	-	-	-	-
Overtime	1	2	11	5.5	7	0	-	-	-	-	-	-
Grass	12	246	887	3.6	68	10	35	389	1500	3.9	68	14
Turf	3	63	252	4.0	46	4	50	400	1587	4.0	46	11
Aug./Sept.	4	80	277	3.5	36	2	21	210	944	4.5	36	5
October	4	79	354	4.5	68	4	22	186	771	4.1	68	6
November	3	57	206	3.6	46	4	21	196	705	3.6	46	6
Dec./Jan.	4	93	302	3.8	22	4	21	197	667	3.4	27	8
Games 1-8	8	159	631	4.0	68	6	45	398	1737	4.4	68	12
Games 9-16	7	150	508	3.4	46	8	40	391	1350	3.5	46	13
Wins	10	224	769	3.4	46	10	39	458	1735	3.8	46	17
Losses	5	85	370	4.4	68	4	46	331	1352	4.1	68	8
Ties	-	-	-	-	-	-	-	-	-	-	-	-

# LAMAR SMITH'S RECEIVING BREAKDOWN

	2000						CAREER					
	G	NO	YDS	AVG	LG	TD	G	NO	YDS	AVG	LG	TD
Buffalo	2	6	32	5.3	7	1	5	8	43	5.4	9	1
Indianapolis	1	3	10	3.3	6	0	3	4	14	3.5	6	0
Miami	-	-	-	-	-	-	2	2	10	5.0	7	0
New England	2	2	21	10.5	14	0	3	6	65	10.8	21	1
N.Y. Jets	2	3	12	4.0	12	0	3	5	46	9.2	22	0
<b>AFC East</b>	<b>7</b>	<b>14</b>	<b>75</b>	<b>5.4</b>	<b>14</b>	<b>1</b>	<b>16</b>	<b>25</b>	<b>178</b>	<b>7.1</b>	<b>22</b>	<b>2</b>
Baltimore	1	3	47	15.7	28	1	2	4	49	12.3	28	1
Cincinnati	1	2	17	8.5	10	0	2	2	17	8.5	10	0
Cleveland	-	-	-	-	-	-	1	1	11	11.0	11	0
Jacksonville	-	-	-	-	-	-	3	3	14	4.7	8	0
Pittsburgh	-	-	-	-	-	-	1	0	0	0.0	0	0
Tenn./Hous.	-	-	-	-	-	-	3	7	73	10.4	22	1
<b>AFC Central</b>	<b>2</b>	<b>5</b>	<b>64</b>	<b>12.8</b>	<b>28</b>	<b>1</b>	<b>12</b>	<b>17</b>	<b>164</b>	<b>9.6</b>	<b>28</b>	<b>2</b>
Denver	-	-	-	-	-	-	6	4	20	5.0	11	0
Kansas City	-	-	-	-	-	-	5	5	36	7.2	17	0
Oakland	-	-	-	-	-	-	5	3	0	0.0	4	0
San Diego	1	3	12	4.0	6	0	5	4	18	4.5	6	0
Seattle	1	1	12	12.0	12	0	1	1	12	12.0	12	0
<b>AFC West</b>	<b>2</b>	<b>4</b>	<b>24</b>	<b>6.0</b>	<b>12</b>	<b>0</b>	<b>22</b>	<b>17</b>	<b>86</b>	<b>5.1</b>	<b>17</b>	<b>0</b>
<b>AFC Total</b>	<b>11</b>	<b>23</b>	<b>163</b>	<b>7.1</b>	<b>28</b>	<b>2</b>	<b>50</b>	<b>59</b>	<b>428</b>	<b>7.3</b>	<b>28</b>	<b>4</b>
Arizona	-	-	-	-	-	-	2	4	46	11.5	16	0
Dallas	-	-	-	-	-	-	1	0	0	0.0	0	0
N.Y. Giants	-	-	-	-	-	-	2	1	10	10.0	10	0
Philadelphia	-	-	-	-	-	-	1	0	0	0.0	0	0
Washington	-	-	-	-	-	-	1	0	0	0.0	0	0
<b>NFC East</b>	<b>-</b>	<b>-</b>	<b>-</b>	<b>-</b>	<b>-</b>	<b>-</b>	<b>7</b>	<b>5</b>	<b>56</b>	<b>11.2</b>	<b>16</b>	<b>0</b>
Chicago	-	-	-	-	-	-	1	1	16	16.0	16	0
Detroit	1	4	17	4.3	9	0	2	5	36	7.2	19	0
Green Bay	1	2	1	0.5	1	0	2	2	1	0.5	1	0
Minnesota	1	1	12	12.0	12	0	3	2	30	15.0	18	0
Tampa Bay	1	1	8	8.0	8	0	3	6	33	5.5	12	0
<b>NFC Central</b>	<b>4</b>	<b>8</b>	<b>38</b>	<b>4.8</b>	<b>12</b>	<b>0</b>	<b>11</b>	<b>16</b>	<b>116</b>	<b>7.3</b>	<b>19</b>	<b>0</b>
Atlanta	-	-	-	-	-	-	5	8	72	9.0	21	0
Carolina	-	-	-	-	-	-	2	1	-3	-3.0	-3	0
New Orleans	-	-	-	-	-	-	-	-	-	-	-	-
St. Louis	-	-	-	-	-	-	5	14	141	10.1	35	1
San Francisco	-	-	-	-	-	-	5	5	42	8.4	18	0
<b>NFC West</b>	<b>-</b>	<b>-</b>	<b>-</b>	<b>-</b>	<b>-</b>	<b>-</b>	<b>17</b>	<b>28</b>	<b>252</b>	<b>9.0</b>	<b>35</b>	<b>1</b>
<b>NFC Total</b>	<b>4</b>	<b>8</b>	<b>38</b>	<b>4.8</b>	<b>12</b>	<b>0</b>	<b>35</b>	<b>49</b>	<b>424</b>	<b>8.7</b>	<b>35</b>	<b>1</b>

# LAMAR SMITH'S RECEIVING BREAKDOWN

	2000						CAREER					
	G	NO	YDS	AVG	LG	TD	G	NO	YDS	AVG	LG	TD
Home	8	13	90	6.9	28	1	44	52	385	7.4	28	3
Road	7	18	111	6.2	14	1	41	56	467	8.2	35	2
1st Down	15	13	97	7.5	28	0	-	-	-	-	-	-
2nd Down	15	15	101	6.7	14	1	-	-	-	-	-	-
3rd Down	15	3	3	1.0	6	1	-	-	-	-	-	-
4th Down	15	-	-	-	-	-	-	-	-	-	-	-
1st Half	15	18	85	4.7	12	1	-	-	-	-	-	-
2nd Half	15	13	116	8.9	28	1	-	-	-	-	-	-
Overtime	1	0	0	0.0	0	0	-	-	-	-	-	-
Grass	12	22	149	6.8	28	1	35	44	299	6.8	28	1
Turf	3	9	52	5.8	12	1	50	64	553	9.1	35	4
Aug./Sept.	4	5	71	14.2	28	1	21	23	226	9.8	35	2
October	4	8	36	4.5	12	0	22	28	222	7.9	21	2
November	3	8	32	4.0	9	0	21	29	214	7.4	26	0
December	4	10	62	6.2	14	1	21	28	190	6.8	21	1
Games 1-8	8	13	107	8.2	28	1	45	55	475	8.8	35	4
Games 9-16	7	18	94	5.2	14	1	40	53	377	7.1	26	1
Wins	10	23	159	6.9	28	2	39	47	343	7.3	35	3
Losses	5	8	42	5.3	12	0	46	61	509	8.3	26	2
Ties	-	-	-	-	-	-	-	-	-	-	-	-



## MARCUS SPRIGGS

### Tackle

6-3 • 315  
 Born: 5/30/74  
 College: Houston '97  
 Acquired: UFA (Buff.), 2001 • Signed Through: 2002  
 NFL: Fifth Season • Dolphins: First Season

# 76

## PRO CAREER

**2000** – Signed a two-year contract with the Dolphins as an Unrestricted Free Agent on April 19, 2001 . . . Underwent arthroscopic surgery on his right elbow on June 14, 2001 . . . The surgery, which involved the removal of loose bodies and spurs, was performed by team physician Dr. George Caldwell at Holy Cross Hospital in Fort Lauderdale . . . Started 11 of the 16 games in which he played with the Bills . . . Opened nine games at right tackle and two at left tackle . . . First start of the year came vs. San Diego (10/15) when he helped the Bills offense produce more than 400 yards in an overtime win . . . Offense amassed more than 400 yards the following week as well, at Minnesota (10/22), while also reaching that mark at Tampa Bay (11/26) . . . Started at left tackle for games at Indianapolis (12/11) and vs. New England (12/17), replacing an injured John Fina . . . Moved back to the right side for season finale at Seattle (12/23).

**1999** – Appeared in 11 regular season games, starting two of them . . . Dressed but did not play in five contests . . . Saw extensive time at right tackle in second half of game vs. New England (11/28) with ankle injury to Robert Hicks . . . First NFL start came two weeks later vs. N.Y. Giants (12/12), at right tackle in place of the injured Hicks . . . Also opened at that spot the following week at Arizona (12/19) . . . Took over at right tackle for an injured Hicks in the first half of season finale at Indianapolis (1/2/00) . . . Started at right tackle in First-Round playoff game at Tennessee (1/8/00).

**1998** – Saw action in one game . . . Was inactive for ten contests, dressed but did not play in five others.

## FIN FACT

Marcus has appeared in 27 games over the last two years after playing in just three over his first two NFL seasons.



**1997** – Appeared in two games, both in a reserve role, during his rookie season . . . Was inactive for each of the first six games of the year, dressed but did not play in eight others . . . Sixth-round draft choice (185th overall) of Buffalo in 1997.

## COLLEGE

Played each of his final two collegiate seasons at Houston (1995-96) . . . Blocked for former Bills teammate RB Antowain Smith with the Cougars . . . Was a first-team All-Conference USA pick as a senior when he started all 11 games at right tackle . . . Part of a line that yielded just nine sacks on the year and helped the offense average a conference-best 410.5 yards a game . . . Started ten of the 11 games in which he played at left tackle as a junior . . . Played 1993-94 at Hinds (Miss.) Community College, where he received Junior College All-America honors in his second year . . . Majored in sociology.

## PERSONAL

Single . . . Attended Byram High School in his hometown of Jackson, Miss . . . Earned All-America, all-state and all-Metro honors as a senior . . . Full name is Thomas Marcus Spriggs, born May 30, 1974 in Hattiesburg, Miss.

### MARCUS SPRIGGS' NFL REGULAR SEASON STATISTICS

**GAMES/STARTS:** 1997: 2/0, 1998: 1/0, 1999: 11/2, 2000: 16/11

**4-YEAR TOTALS:** 30/13

### MARCUS SPRIGGS' NFL PLAYOFF STATISTICS

**GAMES/STARTS:** 1999: 1/1

**PLAYOFF TOTALS:** 1/1

## PATRICK SURTAIN

**Cornerback**

**5-11 • 192**

**Born: 6/19/76**

**College: Southern Mississippi '98**

**Acquired: D2a, 1998 • Signed Through: 2005**

**NFL: Fourth Season • Dolphins: Fourth Season**

**23**

## PRO CAREER

**2000** – Signed a four-year contract extension through the 2005 season on March 8, 2001 . . . Established himself as one of the emerging young cornerbacks in the NFL in 2000 . . . Teamed with Sam Madison to give the Dolphins perhaps the top cornerback tandem in the NFL . . . Started all 16 games at left cornerback . . . Finished the year with 64 total tackles (52 solo), a sack, two forced fumbles, a fumble recovery, five interceptions and a team-high 22 passes defended . . . Added two stops on special teams . . . Was an All-Pro selection by Sports Illustrated . . . Interception total tied for second on the team along with Madison and S Brock Marion, and tied for ninth in the AFC in 2000 . . . Part of a defensive backfield that became the first group to have at least four players with five or more interceptions in the same season since the 1981 Tampa Bay Buccaneers . . . Was awarded a defensive game ball for his performance on four occasions . . . Batted away three passes in season-opener vs. Seattle (9/3), including his first interception of the year, when he picked off a Jon Kitna pass . . . Registered four tackles, while also intercepting a Tony Banks pass that he returned a career-long 43 yards vs. Baltimore (9/17) . . . Had five tackles and a forced fumble in 22-13 win over Buffalo (10/8) . . . Stripped the ball loose from Bills RB Sammy Morris with 4:45 to play in the

## FIN FACT

The Dolphins relinquished their first-round draft choice in 2000 to Carolina in order to have a chance to select Surtain in the second round of the 1998 draft, the 44th choice overall.

game, which was recovered by Madison and returned 20 yards for a touchdown . . . Had two tackles and two passes defended, including an interception of a Vinny Testaverde pass, at N.Y. Jets (10/23) . . . Posted four tackles and a fumble recovery at Detroit (11/5) when he earned a defensive game ball . . . Intercepted a Jim Harbaugh pass in the end zone with three seconds to play to help preserve Dolphins 17-7 victory at San Diego (11/12) . . . Tied for team-lead with six tackles at Buffalo (12/3) when he intercepted a Rob Johnson pass in the end zone on the Bills' first series of the game . . . Lone sack of the year came vs. Tampa Bay (12/10) when he dropped QB Shaun King for a three-yard loss . . . Recorded a season-high 11 tackles, three passes defended and a forced fumble vs. Indianapolis (12/17) . . .

**PLAYOFFS:** Started both playoff games following the 2000 season at left cornerback . . . Tallied nine tackles (5 solo), including six in First-Round victory over Indianapolis (12/30) . . . In his career has appeared in six postseason games, including four starts . . . Has posted 25 tackles and three passes defended on defense and one stop on special teams.

**1999** – Played in all 16 regular season games, including six starts . . . Finished the year with 48 total tackles (40 solo), two sacks for nine yards lost, two interceptions for 28 yards, and nine passes defended . . . His two sacks tied him with three other players for the third-most ever by a Dolphins defensive back in a season, trailing only the three by Liffort Hobley (1990) and Jerry Wilson (1999) . . . Also tied for seventh on the squad with ten special teams tackles . . . Recorded five tackles at New England (10/17) when he came up with his first interception of the year . . . Made the first start of his career when he opened at left cornerback vs. Indianapolis (12/5) . . . Went on to start each of the final six regular season games and both playoff contests . . . Registered five stops in that Colts game when he also picked off a Peyton Manning pass and returned it 28 yards . . . Posted seven stops at N.Y. Jets (12/12) . . . Tallied a season-high nine tackles at Washington (1/2/00), including the first two sacks of his NFL career . . . It marked just the second time in club history that a defensive back accounted for two sacks in a game, as Surtain joined Liffort Hobley, who did it on November 22, 1992 against Houston . . . Started both playoff games following the 1999 season at left cornerback . . . Was second on the team with 13 total tackles, while he also defended a team-high three passes . . . Was credited with three passes defended in First-Round game at Seattle (1/9/00) . . . Recorded eight tackles in Divisional contest at Jacksonville (1/15/00).

**1998** – Played in all 16 regular season games and both playoff contests, all in a reserve role, during his rookie season . . . Was inserted in nickel and dime situations on defense, and finished the regular season with 29 total tackles, two interceptions and 11 passes defended, which were third-most on the club . . . Also contributed eight special teams tackles over the course of the year . . . Was an All-Rookie selection by College and Pro Football Newsweekly . . . Made NFL debut in a reserve capacity at Indianapolis (8/31) . . . Had two tackles and the first interception of his career vs. Buffalo (9/13), when he picked off a Rob Johnson pass . . . Also came up with two special teams tackles in that contest . . . Was awarded a defensive game ball for his performance in the Dolphins' 13-7 victory over the Bills . . . Established a season-high with four tackles vs. Pittsburgh (9/20) . . . Second career interception occurred vs. St. Louis (10/18) when he picked off a Tony Banks pass on the Rams' final offensive play of the game with 4:09 remaining to preserve shutout in a 14-0 win . . . Totaled four tackles vs. Indianapolis (11/8) . . . Had a pair of stops on special teams vs. New Orleans (11/29) . . . Had four stops and a pass defended at Oakland (12/6) . . . Appeared in both playoff games following the 1998 season in a reserve role . . . Recorded three tackles on defense and one on special teams . . . Made his NFL postseason debut in First-Round game vs. Buffalo (1/2/99) and amassed three stops . . . First of two second-round draft choices (44th overall) of Miami in 1998 with a choice obtained from Carolina in a draft day trade-up in which the Dolphins traded their 2000 first-round draft choice.

## COLLEGE

Was a four-year letterman (1994-97) and two-year starter in college . . . Appeared in 40 games with 23 starts during his career . . . Accumulated 189 tackles, 13 interceptions, a sack and 31 passes defended . . . Was named the Conference USA Player of the Year by The Football News following his senior season of 1997 when he started all 11 games and finished with 66 tackles, six interceptions and 15 passes defended . . . Interception total ranked 11th in the nation . . . Was named the Conference USA and school's Defensive Player of the Week with two interceptions against Florida . . . Opened all 11 contests as a junior in 1996 and earned first-team All-Conference USA honors . . . Notched 84 tackles, six interceptions and eight passes defended . . . Interception total tied for sixth in the nation . . . Majored in sports administration.



## PERSONAL

Resides in Plantation, Fla . . . Has a son, Patrick, Jr. (4/14/00) . . . Attended Edna Karr High School in New Orleans, La . . . As a quarterback, was named MVP of the 1993 state championship game his senior season . . . Earned second-team all-state, first-team all-district and team MVP honors following his senior season . . . Completed 44 of 97 passes for 753 yards and seven touchdowns, and rushed for 784 yards and 12 scores on 137 carries . . . Was an all-state selection in basketball and a member of the school's state title team his junior year . . . Also lettered in baseball and track . . . Along with other Dolphins defensive backs, has been part of the "Prudential/No Passing Zone" program each of the last three years in which each member donated three tickets for every home game to the Boys and Girls Clubs of Broward County . . . Along with the other defensive backs, won the team's Community Service Award for 1999 . . . Enjoys reading and watching television in his spare time . . . Lists "Soul Food" as favorite movie, "Martin" as favorite television show, "A Time to Kill" as favorite book and Juvenile as favorite recording artist . . . Full name is Patrick Frank Surtain, born June 19, 1976, in New Orleans, La.

### PATRICK SURTAIN'S NFL REGULAR SEASON STATISTICS

YEAR	TEAM	G-S	TACK.	ASST.	TOTAL	FUM. REC.	INT.	YDS.	LG	TD
1998	Miami	16-0	25	4	29	0	2	1	1	0
1999	Miami	16-6	40	8	48	0	2	28	28	0
2000	Miami	16-16	52	12	64	1	5	55	43	0
<b>3-YEAR TOTALS</b>		<b>48-22</b>	<b>117</b>	<b>24</b>	<b>141</b>	<b>1</b>	<b>9</b>	<b>84</b>	<b>43</b>	<b>0</b>

### PATRICK SURTAIN'S NFL PLAYOFF STATISTICS

YEAR	TEAM	G-S	TACK.	ASST.	TOTAL	FUM. REC.	INT.	YDS.	LG	TD
1998	Miami	2-0	3	0	3	0	0	0	0	0
1999	Miami	2-2	13	0	13	0	0	0	0	0
2000	Miami	2-2	5	4	9	0	0	0	0	0
<b>PLAYOFF TOTALS</b>		<b>6-4</b>	<b>21</b>	<b>4</b>	<b>25</b>	<b>0</b>	<b>0</b>	<b>0</b>	<b>0</b>	<b>0</b>


### ADDITIONAL STATS

**Passes Defended:** 11 in 1998, 9 in 1999, 22 in 2000 for total of 42 (P-3)

**Sacks:** 2 for 9 yards lost in 1999; 1 for 3 yards lost in 2000 for total of 3 for 12 yards lost

**Forced Fumbles:** 2 in 2000

**Special Teams Tackles:** 8 in 1998, 10 in 1999, 2 in 2000 for total of 20 (P-1)



# JASON TAYLOR

## Defensive End

**6-6 • 260**  
**Born: 9/1/74**  
**College: Akron '97**  
**Acquired: D3a, 1997 • Signed Through: Franchise Player**  
**NFL: Fifth Season • Dolphins: Fifth Season**

99

### PRO CAREER

**2000** — Started all 16 games at right defensive end . . . Registered a career-high 68 total tackles (46 solo), including a career-best 14.5 sacks for 92 yards lost . . . Also had an interception, four fumble recoveries, a forced fumble and five passes defended . . . Tackle total ranked sixth on the team and first among linemen . . . Sack total was second

### FIN FACT

Jason is the only home-schooled player currently in the NFL.

on the squad, trailing only DE Trace Armstrong, who tallied 16.5 . . . It also was the second-highest figure in the AFC and fifth in the NFL in 2000 . . .

**SACKS:** Recorded a sack in 11 of Miami's 16 games in 2000, including three contests with two or more . . . Now has collected two or more sacks in a game six times in his career during the regular season . . . Has recorded 31 career sacks, 11th all-time in club history, just a half-sack behind Bryan Cox (31.5 from 1991-95) . . . Sack total of 14.5 established a new career-high, surpassing his previous best of nine, which he first set in 1998 . . . Taylor's sack total is the fourth-highest single-season figure in club history:

#### HIGHEST SINGLE-SEASON SACK TOTALS BY A DOLPHIN

PLAYER	YEARS	SACKS	PLAYER	YEARS	SACKS
1. Bill Stanfill	1973	18.5	4. JASON TAYLOR	2000	14.5
2. Trace Armstrong	2000	16.5	5. Doug Betters	1984	14.0
3. Doug Betters	1983	16.0	Bryan Cox	1992	14.0

**SACK STREAK:** Taylor recorded a sack in six straight games in 2000 (5-10), tying the Dolphins team record for most consecutive games with a sack, which also is held by Doug Betters, who accomplished the feat in 1983 (games 7-12) . . . Taylor was one of two Dolphins to record sacks in four or more consecutive contests in 2000, as Trace Armstrong had one in each of the first four outings:

#### LONGEST SACK STREAKS IN DOLPHINS HISTORY (since 1982)

PLAYER	YEAR	STREAK	GAMES	1	2	3	4	5	6	TOTALS
1. JASON TAYLOR	2000	6	5-10	1.0	1.0	1.0	1.0	2.0	1.0	7.0
Doug Betters	1983	6	7-12	2.0	2.0	1.0	1.0	1.0	1.0	8.0
3. Doug Betters	1983	4	1-4	4.0	1.0	1.0	2.0	-	-	8.0
A.J. Duhe	1983	4	1-4	1.5	1.0	1.0	1.0	-	-	4.5
Marco Coleman	1995	4	6-9	1.0	1.0	1.0	1.0	-	-	4.0
Daniel Stubbs	1996	4	1-4	1.0	1.0	1.0	1.0	-	-	4.0
Trace Armstrong	2000	4	1-4	2.5	1.0	1.0	2.0	-	-	6.5

**SACK TANDEM:** In 2000, Trace Armstrong (16.5) and Jason Taylor (14.5) totaled 31 sacks, the highest sack total by a duo in Dolphins history . . . Armstrong and Taylor ranked first and second, respectively, in the AFC in sacks in 2000, marking only the second time since sacks became an official statistic in 1982 that teammates finished 1-2 in a conference in sacks . . . In 1996, Carolina's Kevin Greene finished first in the NFC with 14.5 sacks while Lamar Lathon tied for second with 13.5 sacks . . .

#### DOLPHINS MOST PRODUCTIVE SINGLE-SEASON SACK COMBINATIONS

YEAR	PLAYER	SACKS	PLAYER	SACKS	TOTAL
1. 2000	TRACE ARMSTRONG	16.5	JASON TAYLOR	14.5	31.0
2. 1973	Bill Stanfill	18.5	Vern Den Herder	10.0	28.5
3. 1983	Doug Betters	16.0	Bob Baumhower	8.0	24.0
4. 1984	Doug Betters	14.0	Charles Bowser	9.0	23.0
5. 1983	Doug Betters	16.0	Charles Bowser	6.5	22.5

Armstrong and Taylor's total of 31.0 sacks were the most sacks by a tandem from the same team in the NFL in 2000:

#### TOP NFL SACK TANDEM IN 2000

TEAM	PLAYER	SACKS	PLAYER	SACKS	TOTAL
1. MIA.	TRACE ARMSTRONG	16.5	JASON TAYLOR	14.5	31.0
2. T.B.	Warren Sapp	16.5	Marcus Jones	13.0	29.5
3. N.O.	La'Roi Glover	17.0	Joe Johnson	12.0	29.0
4. Phil.	Hugh Douglas	15.0	Corey Simon	9.5	24.5
5. Pitts.	Jason Gildon	13.5	Joey Porter	10.5	24.0

\* Only one tandem per team is included, and does not include Darren Howard of New Orleans (11 sacks)



**TOUCHDOWN RETURNS:** With his 29-yard touchdown return following an Akili Smith fumble at Cincinnati on October 1, 2000, Taylor now has two fumble returns for touchdowns in his career, with the other being a four-yard TD return off of a Brian Griese fumble at Denver on September 13, 1999 . . . Taylor's two fumble returns for scores are tied for the most-ever in Dolphins history, along with Bob Baumhower (1977-86) and Liffort Hobley (1987-93) . . . His two total touchdowns are tied for first all-time among Dolphins linemen, along with Baumhower and Bill Stanfill (1969-76, both interception returns) . . .

**PRO BOWL:** Was voted as a starter to the AFC Pro Bowl squad, the first such honor of his NFL career . . . Was one of seven Dolphins to be voted to the game, the most representatives from the Dolphins since the 1984 season . . . Was voted as a starter along with Armstrong, the first time that teammates have been chosen to start at defensive end in the Pro Bowl since the 1992 season (1993 Pro Bowl) when Philadelphia's Reggie White and Clyde Simmons were picked . . .

**POSTSEASON HONORS:** Following the season Taylor was selected as a first-team All-Pro by AP, Pro Football Weekly, The Sporting News and USA Today . . . Was a first-team All-AFC choice by Football News . . . Was a second-team All-Pro by College & Pro Football Newsweekly . . . Was named the Dolphins' Most Valuable Player in a vote of South Florida media and the fans . . . His sack of Akili Smith at Cincinnati (10/1/00) and subsequent forced fumble, fumble recovery and 29-yard touchdown return was voted as the Outstanding Defensive Play of the 2000 season in a vote of fans on NFL.Com . . .

**GAME HIGHLIGHTS - AT MINNESOTA (SEPT. 10):** Established a season-high with six tackles . . .

**VS. BALTIMORE (SEPT. 17):** Tallied six tackles, including 2.5 sacks, the second-highest single-game total of his NFL career and his fourth career game with two or more sacks . . . Part of a defensive effort that held the Ravens to six points and 262 total net yards in Miami's 19-6 victory . . .

**AT CINCINNATI (OCT. 1):** Had six tackles, a sack, a fumble recovery and a forced fumble, and was awarded a defensive game ball . . . Game began a streak of six consecutive contests in which he had at least one sack . . . The sack, fumble recovery and forced fumble all came on the same play as he stripped the ball from Bengals QB Akili Smith, picked up the loose ball at the Bengals' 29 and raced into the end zone as time expired in the first half . . . The touchdown brought the Dolphins to within three points of the lead at 13-10 . . . The play was voted as the best defensive play of the year in the NFL in a vote of fans on NFL.com . . . It was the second touchdown of Taylor's career, with the first being a four-yard fumble return for a score on September 13, 1999 at Denver after picking up a Brian Griese fumble . . . His two touchdown returns also are tied for the most in Dolphins history . . .

**VS. BUFFALO (OCT. 8):** Recorded two tackles and a sack . . .

**AT N.Y. JETS (OCT. 23):** Matched a season-high with six tackles, including a sack . . .

**VS. GREEN BAY (OCT. 29):** Posted five tackles, including a sack . . .

**AT DETROIT (NOV. 5):** Notched five tackles, including a pair of sacks for the fifth multiple sack game of his career . . .

**AT SAN DIEGO (NOV. 12):** Had four tackles, a sack and a pass defended . . . It marked the sixth straight game in which he had a sack, tying Doug Betters' club record for most consecutive contests with a sack . . .

**AT BUFFALO (DEC. 3):** Posted six tackles, including a career-high three sacks, surpassing his previous best of 2.5, which he accounted for in week three of the '00 season, against Baltimore . . . Earned a defensive game ball . . . The game ended a streak in which he went two straight weeks without recording a sack . . . Part of a defense that held Buffalo to just 196 yards of total offense . . .

**VS. TAMPA BAY (DEC. 10):** Had six tackles, including a half-sack . . .

**VS. INDIANAPOLIS (DEC. 17):** Registered four tackles, a sack and a fumble recovery . . .

**AT NEW ENGLAND (DEC. 24):** In season-ending win over Patriots, posted his first interception of the season and the second of his career, as he picked off a Drew Bledsoe pass in the second quarter and returned it two yards to the Patriots' 12, setting up an Olindo Mare field goal . . . Tallied three passes defended on the day . . .

**PLAYOFFS:** Started both playoff games following the 2000 season at right end . . . Collected nine tackles . . . In his career has started all five postseason contests in which he has appeared . . . Has amassed 15 tackles.

**1999 -** Started all 15 games in which he played at right defensive end . . . Was inactive for one contest . . . Finished the year with 55 total tackles (32 solo), 2.5 sacks for 19.5 yards in losses, one interception, two fumble recoveries, including one for a touchdown, and four passes defended . . . Also added seven special teams tackles over the course of the season . . . First NFL touchdown came in season-opener at Denver (9/13) when he recovered a Brian

Griese fumble forced by Rich Owens and returned it four yards for a score . . . Had six tackles, a sack and a forced fumble vs. Philadelphia (10/24) . . . Had two tackles, including a sack, at Oakland (10/31) . . . Posted a season-high seven tackles at Buffalo (11/14) . . . First career interception occurred when he picked off a Drew Bledsoe pass vs. New England (11/21) . . . Was inactive vs. San Diego (12/19) with a sprained right ankle sustained the previous week vs. N.Y. Jets . . . Started both playoff games following the 1999 season at right end . . . Totaled three tackles.

**1998** – Played in all 16 regular season games, starting 15 of them . . . Opened 14 contests at right end and one on the left side . . . Finished with 52 total tackles, nine sacks for 37 yards lost, a team-high four forced fumbles and nine passes defended . . . Tackle total ranked ninth on the team . . . Nine sacks were second on the club, trailing only Trace Armstrong's 10.5 . . . The total also was ninth-most in the AFC . . . Nine passes defended were fifth on the club and the most among linemen . . . Put together three multiple-sack games on the year . . . Played in a reserve role in season-opener at Indianapolis (8/31) due to a partial tear of the distal third of the sartorius tendon in his left knee (tendon located behind the knee) that he sustained during the preseason . . . Tallied three tackles and a sack in the Colts game . . . Notched seven tackles, including two sacks, vs. Buffalo (9/13), marking the first multiple sack game of his career . . . His two sacks were among eight by the Dolphins that day, tied for the second-highest single-game total in club history . . . Posted three tackles, two sacks and a forced fumble at N.Y. Jets (10/4) . . . Registered a season-high eight tackles and a pass defended vs. New England (10/25), when the Dolphins held the Patriots without a touchdown in a 12-9 overtime victory . . . Was awarded a defensive game ball for his performance . . . Recorded five tackles, a sack and two passes defended at Carolina (11/15) as Dolphins held the Panthers without a touchdown in a 13-9 win . . . Was awarded a defensive game ball for his efforts in that contest as well . . . Had five tackles, two sacks and a forced fumble at Oakland (12/6) . . . His two sacks were among eight on the day by Miami as a team, tied for the second-highest single-game total in franchise history, and Taylor received a defensive game ball . . . Registered seven tackles and a sack vs. Denver (12/21) . . . Sustained a fractured right clavicle in the first half of season finale at Atlanta (12/27) . . . Was placed on Injured Reserve on December 29, and missed both of Miami's playoff games following the 1998 season . . .

**SACKS OVER FIRST TWO YEARS:** In his first two seasons, Taylor accumulated 14 sacks, tied for the third-highest total ever by a Dolphin in his first two NFL seasons:

### MOST SACKS BY A DOLPHIN IN HIS FIRST TWO SEASONS

PLAYER	FIRST-YEAR SACKS	SECOND-YEAR SACKS	TOTAL SACKS
1. Bryan Cox	2.0 (1991)	14.0 (1992)	16.0
2. A.J. Duhe	7.0 (1977)	8.0 (1978)	15.0
3. <b>JASON TAYLOR</b>	<b>5.0 (1997)</b>	<b>9.0 (1998)</b>	<b>14.0</b>
Bill Stanfill	8.0 (1969)	6.0 (1970)	14.0
5. Lorenzo Bromell	8.0 (1998)	5.0 (1999)	13.0

**1997** – Played in 13 games with 11 starts at right defensive end . . . Was inactive for three contests with a fractured right forearm . . . Finished with 50 total tackles (43 solo), five sacks for 37 yards lost, two fumble recoveries, two forced fumbles and three passes defended . . . Also came up with six special teams tackles on the year . . . Sack total tied with Derrick Rodgers and Tim Bowens for second on the squad . . . His five sacks tied Rodgers for the fifth-most ever by a Dolphins rookie, and they tied for fourth among NFL rookies in 1997, along with Minnesota's Dwayne Rudd:

### ROOKIE SACK LEADERS

#### MOST SACKS BY A DOLPHINS ROOKIE

PLAYER	YEAR	SACKS
1. Bill Stanfill	1969	8.0
Lorenzo Bromell	1998	8.0
3. A.J. Duhe	1977	7.0
4. Marco Coleman	1992	6.0
5. <b>JASON TAYLOR</b>	<b>1997</b>	<b>5.0</b>
Derrick Rodgers	1997	5.0

#### MOST SACKS BY AN NFL ROOKIE IN 1997

PLAYER	TEAM	SACKS
1. Peter Boulware	Balt.	11.5
2. Kenny Holmes	Tenn.	7.0
3. Mark Smith	Ariz.	6.0
4. <b>JASON TAYLOR</b>	<b>MIA.</b>	<b>5.0</b>
Derrick Rodgers	Mia.	5.0
Dwayne Rudd	Minn.	5.0



In addition, Taylor and Rodgers' combined ten sacks made them the second-most productive rookie sack tandem in Dolphins history (now tied with Lorenzo Bromell and Kenny Mixon, who also tallied ten sacks in 1998), trailing only A.J. Duhe (7) and Bob Baumhower (4), who combined for 11 in 1977 . . . Their total was second among rookie sack tandems in the NFL in 1997:

#### TOP NFL ROOKIE SACK TANDEMS IN 1997

TEAM	PLAYER	SACKS	PLAYER	SACKS	TOTAL
Balt.	Peter Boulware	11.5	Jamie Sharper	3.0	14.5
<b>MIAMI</b>	<b>JASON TAYLOR</b>	<b>5.0</b>	<b>DERRICK RODGERS</b>	<b>5.0</b>	<b>10.0</b>
Tenn.	Kenny Holmes	7.0	Pratt Lyons	2.5	9.5
Ariz.	Mark Smith	6.0	Ty Howard	1.0	7.0
Wash.	Greg Jones	3.5	Derek Smith	2.0	5.5

**GAME HIGHLIGHTS:** Made his NFL debut in season-opener against Indianapolis (8/31) when he started at right defensive end . . . Tied for second on the team with a season-high ten total tackles . . . Included in that total was the first sack of his career, as he dropped QB Jim Harbaugh for an eight-yard loss . . . Tallied seven tackles, including an eight-yard sack of QB Neil O'Donnell, at N.Y. Jets (10/12), when he also knocked down a pass . . . Sustained a fractured right forearm during practice on October 16 . . . Underwent surgery to reduce and stabilize the fracture on October 17 by Dr. John Uribe at HealthSouth Doctor's Hospital in Coral Gables . . . Was inactive for each of the next three games with the injury . . . Returned to action in a reserve role vs. N.Y. Jets (11/9), wearing a cast to protect the fracture . . . Recorded a pair of tackles in the game. . . Suffered a dislocated left thumb in practice on November 19 . . . Returned to starting lineup at right end at New England (11/23), while wearing a cast on his right forearm and another to protect his left thumb . . . Came up with six tackles, including a sack, in the Patriots game . . . Recovered a fumble vs. Detroit (12/7) . . . Registered three tackles, including a sack and a forced fumble, at Indianapolis (12/14) . . . The sack and the forced fumble occurred on the same play, as he stripped the ball from Colts QB Jim Harbaugh after a two-yard loss, and the loose ball was recovered by Shawn Wooden . . . Opened at right end in First-Round Playoff game at New England (12/28) . . . Was credited with three tackles . . . The first of four third-round draft choices by Miami (73rd overall) in 1997 . . .

**POSTSEASON ROOKIE HONORS:** Earned several postseason all-rookie accolades . . . Was named to the all-rookie teams for Pro Football Weekly, College & Pro Football Newsweekly and Football News . . . Was also named as the Dolphins Newcomer of the Year in a vote of the South Florida media.

#### COLLEGE

Was a four-year letterman (1993-96) and three-year starter at Akron . . . Was a first-team All-Mid America Conference choice as a senior, when he started at left defensive end . . . Tallied 64 tackles (43 solo), and led team with ten sacks and 18 stops for loss . . . Added four fumble recoveries, three forced fumbles, six passes defended and also caught a pass for a score . . . Earned National Defensive Player of the Week honors for his performance against Virginia Tech when he posted 12 tackles, two sacks, two fumble recoveries, three stops for loss and tackled a punt returner in the end zone for a safety . . . Was an honorable mention All-America pick and a first-team All-MAC selection as a junior, when he started at weakside linebacker . . . Led team with 99 tackles . . . Added five sacks, 11 tackles for loss, three forced fumbles, a fumble recovery, five passes defended and an interception . . . Played in all 11 contests with nine starts at weakside linebacker in his sophomore campaign . . . Had 70 tackles, and led team with six sacks and four stops for loss . . . Also had an interception . . . Saw reserve action as a redshirt freshman . . . Finished with 46 tackles, including two for loss, one fumble recovery, one forced fumble, an interception and two passes defended . . . Also lettered on the Akron basketball team . . . Majored in political science/criminal justice.

#### PERSONAL

Married to Katina, couple resides in Davie, Fla . . . Was home-schooled during high school, although he played sports for Woodland Hills High School in Pittsburgh, Pa . . . Earned All-Western Pennsylvania Interscholastic Athletic League honors by Pittsburgh Press Gazette and Gateway Press his senior season as a tight end and free safety . . . Also lettered in basketball . . . Had cameo appearances on television show "Lawless", starring Brian Bosworth on FOX-

TV (show was cancelled before episode aired) . . . Worked with children's hospitals in Pittsburgh and Akron . . . Has participated in events benefiting the Cystic Fibrosis Foundation and the Miami Project to Cure Paralysis . . . Assisted in building houses in Miami for Habitat for Humanity each of the past three offseasons . . . Prior to the 1999 season, released his own calendar with a portion of the proceeds going to benefit First Book, a national non-profit organization committed to giving children the opportunity to read and own their first new books . . . Member of the "Crunch on Paralysis" team, along with Trace Armstrong and Zach Thomas, that made a donation for every sack and tackle they made in 2000 to the Miami Project to Cure Paralysis . . . Combined, the three donated nearly \$52,000 to the Miami Project . . . For their efforts, the group was named the winner of the team's Community Service Award for 2000 . . . Enjoys playing golf in spare time . . . Lists "Gladiator" as favorite movie, "Fresh Prince" as favorite television shown and The Bible as favorite book . . . Full name is Jason Paul Taylor, born September 1, 1974, in Pittsburgh, Pa.

### JASON TAYLOR'S NFL REGULAR SEASON STATISTICS

YEAR	TEAM	G-S	TACK.	ASST.	TOTAL	FUM. REC.	FOR. FUM.	QB SACK	YDS LOST
1997	Miami	13-11	43	7	50	2	2	5	37.0
1998	Miami	16-15	37	15	52	0	4	9	37.0
1999	Miami	15-15	32	23	55	2	0	2½	19.5
2000	Miami	16-16	46	22	68	4	1	14½	92.0
<b>4-YEAR TOTALS</b>		<b>60-57</b>	<b>158</b>	<b>67</b>	<b>225</b>	<b>8</b>	<b>7</b>	<b>31</b>	<b>185.5</b>

### JASON TAYLOR'S NFL PLAYOFF STATISTICS

YEAR	TEAM	G-S	TACK.	ASST.	TOTAL	FUM. REC.	FOR. FUM.	QB SACK	YDS LOST
1997	Miami	1-1	2	1	3	0	0	0	0.0
1998	Miami	INJURED RESERVE							
1999	Miami	2-2	3	0	3	0	0	0	0.0
1999	Miami	2-2	7	2	9	0	0	0	0.0
<b>PLAYOFF TOTALS</b>		<b>5-5</b>	<b>12</b>	<b>3</b>	<b>15</b>	<b>0</b>	<b>0</b>	<b>0</b>	<b>0.0</b>

### ADDITIONAL STATS

**Interceptions:** 1 for 0 yards in 1999, 1 for 2 yards in 2000 for total of 2 for 2 yards

**Defensive Touchdowns:** 1 fumble return in 1999, 1 fumble return in 2000

**Passes Defensed:** 3 in 1997, 9 in 1998, 4 in 1999, 5 in 2000 for total of 21

**Special Teams Tackles:** 6 in 1997, 7 in 1999, 2 in 2000 for total of 15 (P-2)

### SINGLE-GAME HIGHS

**Most Sacks:**

- 3.0 at Buffalo, 12/3/00
- 2.5 vs. Baltimore, 9/17/00
- 2.0 vs. Buffalo, 9/13/98
- 2.0 at N.Y. Jets, 10/4/98
- 2.0 at Oakland, 12/6/98
- 2.0 at Detroit, 11/5/00



### DOLPHIN FACT

In regular season action, the Dolphins were 8-4 in 2000 on natural grass (5-3 at home and 3-1 on the road) and 3-1 on artificial turf (all on the road). Since 1980 (regular season games only), the Dolphins are 149-72-1 (.673) on grass — 113-49-1 (.696) at home and 36-23 (.610) on the road. On turf over the same period of time, the Dolphins are 51-55 (.481).

Twelve of Miami's 16 games in 2001 will be played on natural grass. The Dolphins' only games on artificial turf are on September 30 at St. Louis, October 28 at Seattle, November 11 at Indianapolis and November 25 at Buffalo.



# ZACH THOMAS

## Linebacker

# 54

5-11 • 235

Born: 9/1/73

College: Texas Tech '96

Acquired: D5c, 1996 • Signed Through: 2003

NFL: Sixth Season • Dolphins: Sixth Season



### PRO CAREER

**2000** – Started all 11 games in which he played at middle linebacker . . . Was inactive for five games with a sprained right ankle . . . Despite missing five full games with the injury, finished second on the team with 100 total tackles (64 solo), and now has reached the 100-tackle plateau in each of his five NFL seasons . . . Added 1.5 sacks, an interception, two passes defended and a fumble recovery . . . Led the team in tackles on six occasions and reached double-digit tackle totals four times during the course of the year . . . Recorded a game-high 11 tackles, including a half-sack, in season-opening shutout win over Seattle (9/3) . . . Posted a team and season-high 12 stops two weeks later in 19-6 win over Baltimore (9/17) . . . Notched nine tackles and a fumble recovery in 10-3 victory over New England (9/24) before leaving the game early with a sprained right ankle . . . Was inactive the following week at Cincinnati (10/1) . . . The Bengals game marked just the second in his career he had missed to that point, with the first being on August 31, 1997 against Indianapolis when he was recovering from a fractured left fibula . . . By sitting out against the Bengals, it also snapped a string of 51 consecutive contests in which he had played and started . . . Returned to action in 22-13 win vs. Buffalo (10/8) and topped team's tackle chart with seven . . . Re-aggravated his sprained right ankle at N.Y. Jets (10/23) when he registered nine tackles . . . Was then inactive for each of the next four games: vs. Green Bay (10/29), at Detroit (11/5), at San Diego (11/12) and vs. N.Y. Jets (11/19) . . . Returned to the field for 17-14 win at Indianapolis (11/26) and led the team with ten stops . . . Was credited with seven tackles, including his only sack of the year, vs. Tampa Bay (12/10) . . . In season-ending win at New England (12/24), which clinched AFC East title for Dolphins, turned in a nine-tackle performance, which included his only interception of the year . . . That came with 3:44 to play in the game when he picked off a Drew Bledsoe pass, leading to the Dolphins' game-winning drive that culminated with an Olindo Mare field goal . . .

**PLAYOFFS:** Started both playoff games following the 2000 season at middle linebacker . . . Led the team in the postseason with 19 total tackles (14 solo), including 12 in Divisional contest at Oakland (1/6/01) . . . Has started all seven playoff contests in which he has played during his career . . . Has amassed 70 tackles, a sack, a fumble recovery and three passes defended . . .

**PRO BOWL:** Was selected by Raiders Coach Jon Gruden as the "need" player for the AFC Pro Bowl squad . . . It marked Thomas' second straight Pro Bowl selection, becoming the first Dolphins linebacker selected to play in the Pro Bowl in consecutive seasons since Bryan Cox from 1994-95 . . . In addition, Thomas was one of seven Dolphins to play in the Pro Bowl following the 2000 season, the most representatives by the team since they also had seven following the 1984 campaign . . .

**CAREER TACKLES:** In his career, has recorded 756 total tackles, including 543 solo stops . . . Has reached the 100-tackle plateau in each of his five NFL seasons . . . Led the Dolphins in tackles in each of his first four seasons . . . In fact, his season totals from 1996-99 all rank among the top ten figures in Dolphins history:

### FIN FACT

Last year, Zach opened a health and fitness center in Amarillo, Texas named "Zach's Club 54", which is run by his brother and former Texas Tech teammate, Bart.

## ALL-TIME DOLPHINS SINGLE-SEASON TACKLE LEADERS

PLAYER	YEAR	TACKLES	PLAYER	YEAR	TACKLES
1. Steve Towle	1976	217	6. Steve Towle	1975	164
2. <b>ZACH THOMAS</b>	1996	180	7. Nick Buoniconti	1973	162
3. Rusty Chambers	1979	178	8. <b>ZACH THOMAS</b>	1998	160
4. Earnie Rhone	1981	171	9. Rusty Chambers	1978	151
5. <b>ZACH THOMAS</b>	1999	167	10. <b>ZACH THOMAS</b>	1997	149

**1999** – Signed a new five-year contract through the 2003 season on February 12, 1999 ... Started all 16 regular season games in '99 at middle linebacker for the second straight year and third time in his four NFL seasons ... Led the team in tackles for the fourth consecutive campaign, as he tallied 167 total stops (117 solo), a figure which was the second-most of his NFL career, trailing only the 180 stops that he accounted for in his rookie season of 1996 ... It also ranked as the fifth-highest in Dolphins history ... Was selected to the first Pro Bowl of his career, and started in the game ... Thomas became the third Dolphin in team history to lead the club in tackles four or more straight seasons, joining Nick Buoniconti (1969-73) and Bryan Cox (1992-95) ... In a vote of his teammates, was selected as a permanent co-captain on defense along with cornerback Sam Madison ... Also had one sack, an interception, a forced fumble and a career-high 12 passes defended ... Led the team in tackles 13 times during the course of the season and recorded double-digit tackle totals nine times ...

**GAME HIGHLIGHTS:** Led the Dolphins with 12 tackles, including his only sack of the season, in opener at Denver (9/13) ... Tallied 12 stops the following week vs. Arizona (9/19) when he also intercepted a Jake Plummer pass and knocked down three passes ... The interception was the eighth of Thomas' career, tying him for second all-time among Dolphin linebackers, along with Nick Buoniconti, Larry Gordon and Bob Matheson, and trailing only Earnie Rhone, who had 14 ... Had 11 tackles, a pass defended and a forced fumble at Indianapolis (10/10) ... The forced fumble occurred when he stripped the ball from Edgerrin James on first-and-goal from the one ... Daryl Gardener picked up the loose ball and returned it 33 yards to the 35 ... Had 14 tackles in consecutive weeks, vs. Tennessee (11/7) and at Buffalo (11/14) ... Two weeks later, notched a season-high 16 stops on Thanksgiving Day at Dallas (11/25) ... Registered 15 tackles vs. San Diego (12/19) ... Started both playoff games following the 1999 season at middle linebacker ... Led the team in the postseason with 19 total tackles (16 solo), including a sack and two passes defended ... Had nine tackles and the first sack of his postseason career in First-Round victory at Seattle (1/9/00) ...

**HONORS:** Was voted to the first Pro Bowl of his career, and started in the game, joining fellow Dolphins cornerback Sam Madison and kicker Olindo Mare ... The three selections marked the most by the Dolphins since the 1995 season when the team had four players chosen ... He became the sixth Dolphins linebacker to be selected, and the first since Bryan Cox in 1995 ... In addition, Thomas was a first-team All-Pro selection by the Associated Press ... Also in a vote of his teammates, Thomas was the winner of the Dolphins Leadership Award for 1999, the only player in team history to win the award more than once.

**1998** – Started all 16 regular season games at middle linebacker ... Finished the year with 160 total tackles (124 solo), two sacks for 16 yards lost, three interceptions for 21 yards in returns, including two for touchdowns, two forced fumbles and ten passes defended ... Marked the third straight year in which he led the team in tackles, just the fourth Dolphin to achieve that feat and the first since Bryan Cox did it from 1992-95 ... Tackle total was the seventh-highest single-season mark in club history (now eighth) ... Led the Dolphins' tackle chart on ten occasions over the course of the season, including nine games with double-digit tackle marks ... Was named the AFC Defensive Player of the Month for September when he totaled 37 tackles, a sack, an interception return for a touchdown and two passes defended, in helping Miami to a 3-0 record during the month ...

**INTERCEPTIONS:** Thomas' three interceptions in 1998 are tied for the second-highest single-season total for a linebacker in Dolphins history (behind four interceptions by linebacker John Bramlett in 1967); Thomas also had three interceptions during the 1996 season ... Thomas returned two interceptions for touchdowns on the year ... He had a 17-yard return for a score against Pittsburgh on September 20 when he picked off a Kordell Stewart pass, and brought another one back one yard for a touchdown on December 6 at Oakland when he snared a Donald Hollas pass ... Thomas' two interception returns for scores in the same season is tied with three others for the most in team history ... Those three are Bill Stanfill (1969), Dick Anderson (1973) and Mike Kozlowski (1983) ... Of the group, Thomas is the only linebacker ...



**GAME HIGHLIGHTS:** Led the team with 13 tackles in season-opening win at Indianapolis (9/6) ... Topped team's tackle chart with 13 stops, including a sack, vs. Buffalo (9/13), when he was awarded a defensive game ball ... Led club with 11 tackles in 21-0 victory vs. Pittsburgh (9/20) ... Also picked off a Kordell Stewart pass and ran 17 yards for the second touchdown of his career ... Was awarded a defensive game ball for his performance in the Steelers game ... Had ten tackles and a forced fumble at Jacksonville (10/12) ... Tied for team lead with ten tackles vs. St. Louis (10/18) ... Led team with 12 tackles vs. New England (10/25) ... Notched a team and career-high 19 stops at Buffalo (11/1), when he also forced a fumble ... Posted a team-high 12 tackles, to go along with a forced fumble, in victory at Carolina (11/15), when he earned a defensive game ball ... Tied for team lead with ten tackles, and added three passes defended, at New England (11/23) ... Recorded a team-high nine tackles, including a sack, vs. New Orleans (11/29) ... Led the team with nine tackles at Oakland (12/6) ... Also intercepted two passes, one of which he returned for a one-yard touchdown ... His two interceptions were among six on the day for the Dolphins, tied for the most in team history ... It marked the second time in 1998 and the third time in his career that he returned an interception for a touchdown, tying Dick Anderson's all-time Dolphins record ... Along with Robert Jones' 14-yard interception return for a score, it tied the team's single-game record of two interception returns for touchdowns, which had been accomplished three times previously, most recently on December 16, 1983 against the N.Y. Jets ... Thomas earned a defensive game ball for his performance against the Raiders ... Started both playoff games following the 1998 season at middle linebacker ... Led the team in the postseason with 20 total tackles (16 solo), a fumble recovery and a pass defended ... Had a team-best eight tackles, in addition to a fumble recovery, in First-Round victory over Buffalo (1/2/99) ... Also led team with 12 stops in Divisional contest at Denver (1/9/99) ...

**POSTSEASON HONORS:** Earned numerous honors following the 1998 season ... Was named the NFL Alumni Association's Linebacker of the Year ... Was a first-team All-Pro selection by the Associated Press, USA Today, College & Pro Football Weekly and Football Digest ... Was chosen to the 1998 All-Madden Team ... Also was selected the winner of the team's Leadership Award in a vote by his teammates.

**1997** - Started all 15 games in which he played at middle linebacker ... Was inactive for the season-opener vs. Indianapolis (8/31) while still recovering from a fractured left fibula sustained in a preseason game against Denver in Mexico City (8/4) ... Still led the team in tackles for the second straight year, with 149 total (107 solo), marking the second consecutive season in which he topped the 100-tackle plateau ... That figure is now the tenth-most in franchise history ... Also came up with a half-sack, an interception and ten passes defended, which were second-most on the squad and first among linebackers ... Added one stop on special teams ... Led the team in tackles on eight occasions, and finished with double-digit tackle totals nine times ... Made regular season debut vs. Tennessee (9/7) and was second on the team with ten tackles ... Led club with 11 stops at Green Bay (9/14) ... Topped team with 12 tackles at Tampa Bay (9/21), when he picked off a Trent Dilfer pass and returned it ten yards for his only interception of the year ... Tallied a team-high 11 tackles at N.Y. Jets (10/12) ... Recorded a team and season-high 16 tackles and two passes defended vs. Chicago (10/27) ... Registered a team-high 11 tackles and two passes defended vs. N.Y. Jets (11/9) ... Led Dolphins with 14 tackles, including a half-sack, at Oakland (11/30) ... Partial sack was shared with Tim Bowens and resulted in a Dolphins touchdown as Bowens stripped the ball from Jeff George in the end zone following a ten-yard loss, and Bowens recovered for the score ... Matched that tackle total the following week with 14 stops vs. Detroit (12/7) ... Recorded a team-high 13 tackles at Indianapolis (12/14) ... Started First-Round Playoff game at New England (12/28) at middle linebacker ... Amassed a team-high 12 total tackles.

**1996** - Started all 16 games at middle linebacker as a rookie ... Finished as team's leading tackler with 180 tackles (131 solo), and added two sacks, three interceptions, two fumble recoveries, two forced fumbles and five passes defended ... Also recorded two special teams tackles and had one kickoff return for 17 yards ... His three interceptions tied with eight others for second-most by a Dolphins linebacker in club history, surpassed only by John Bramlett, who had four interceptions in 1967 ... It marked the most interceptions by a Dolphins linebacker since Earnie Rhone had three in 1981, and also is the most ever by a Dolphins rookie linebacker ... Made NFL debut in start at middle linebacker against New England (9/1) and led the team with 13 tackles, including one sack ... Along with Karim Abdul-Jabbar, Daryl Gardener, and Stanley Pritchett, it was only the third time in club history and the first time since 1970 that the Dolphins started four rookies in the season opener ... Led the Dolphins with 15 tackles at Arizona (9/8) and also forced fumble and recovered it on same play to set up Dolphins touchdown ... Had 15 stops against N.Y. Jets (9/15) ... Posted a season-high 16

tackles against Seattle (10/6), when he also defended a pass, forced a fumble and recovered one . . . Topped team with 12 tackles at Buffalo (10/13), while adding a sack and first career interception . . . Matched his season-high with 16 tackles at Philadelphia (10/20) . . . Led team with ten tackles at Houston (11/17) and came up with an interception, picking off a Chris Chandler pass with 10:42 left in the game and returning it 26 yards for his first career NFL touchdown, giving the Dolphins their first lead of the contest at 20-17 en route to their eventual 23-20 victory . . . It was the third interception return for a touchdown by a linebacker in team history (and second ever in the regular season), the other two being by Tom Erlandson, a 26-yard TD return at Denver on December 4, 1966, and by A.J. Duhe, a 35-yard TD return in the AFC Championship game against the N.Y. Jets on January 23, 1983 . . . Tied for club-high with 14 stops against N.Y. Giants (12/8) . . . Came up with an interception and 27-yard return against Buffalo (12/16) . . . Fifth-round draft choice (154th overall) of Miami in 1996 . . .

**AMONG TACKLE LEADERS:** Thomas led the Dolphins in tackles 12 times in 1996 and finished second twice . . . He recorded double-digit figures in tackles in 11 of his 16 games . . . Became only the third Dolphins rookie in club history to record 100 or more tackles (LB Steve Towle had 164 tackles in 1975 and LB John Offerdahl had 135 tackles in 1986) . . . He also is only the third rookie in franchise history to lead the team in tackles, joining Towle in 1975 and Offerdahl in 1986 . . . Thomas' 180 tackles is the highest single-season total by a Dolphins rookie, surpassing Towle's former club rookie record of 164 tackles which he set in 1975 . . . In addition, Thomas led all NFL rookies and finished ranked sixth among all NFL players in tackles in 1996:

#### 1996 NFL TACKLE LEADERS

PLAYER	POSITION	TEAM	TACKLES	SOLO	ASSISTED
1. Victor Green	SS	N.Y. Jets	208	125	83
2. Chris Spielman	LB	Buffalo	206	121	85
3. Eric Hill	LB	Arizona	196	97	99
4. Jessie Tuggle	LB	Atlanta	184	108	76
5. Marcus Patton	LB	Washington	181	104	77
6. <b>ZACH THOMAS</b>	<b>LB</b>	<b>MIAMI</b>	<b>180</b>	<b>131</b>	<b>49</b>

**HONORS:** Recognized as team's MVP and Newcomer of the Year by South Florida media . . . Became first rookie to earn MVP award since quarterback Dan Marino in 1983 and first defensive player to capture honor since linebacker Steve Towle in 1976 . . . Voted as alternate to the AFC-NFC Pro Bowl . . . Earned Mackey Award, which goes to AFC Defensive Rookie of the Year and earned same recognition by Football Digest . . . Voted as Dolphins' recipient of 1996 Unsung Hero Award as selected by National Football League Players Association and Players Inc . . . Selected as All-Rookie honoree by College and Pro Football Newsweekly, The Football News, Pro Football Weekly/Pro Football Writers of America . . . Named NFL Defensive Rookie of the Month for October, becoming first Dolphins rookie in club history to receive that monthly honor . . . In his four games in October, Thomas totaled 52 tackles, one interception, two passes defended, one sack for seven yards, one forced fumble, and one fumble recovery.

#### COLLEGE

Four-year letterman (1992-95) and three-year starter at Texas Tech . . . Consensus All-America and All-Southwest Conference first team choice as a senior . . . Finalist for Butkus Award (nation's top linebacker) and Football News' Defensive Player of the Year Award . . . Added SWC Defensive Player of the Year honors . . . Led team with 131 tackles (84 solos) and added three sacks, 13 stops for losses, seven pass deflections, two interceptions, six forced fumbles, four fumble recoveries, three passes defended and one interception returned for a touchdown . . . Had school record 20 tackles and a sack against Missouri to earn SWC co-Defensive Player of the Week honors . . . Posted 13 tackles, recovered a fumble and picked off a pass with 30 seconds left, returning the ball 23 yards for the game-winning touchdown, in a 14-7 win over Texas A&M . . . Named first-team All-America by United Press International and second-team honors from The Sporting News and Football News as a junior . . . Also named unanimous All-SWC Defensive Player of the Year . . . Led the SWC with 116 tackles (65 solos), 3.5 sacks, nine stops for losses of 18 yards, four interceptions and four pass breakups . . . Named All-SWC second-team pick by the Houston Chronicle and Houston Post as a sophomore . . . Started every game . . . Ranked fourth in conference with 117 tackles (64 solos) and added one sack, four tackles for loss, three passes defended, one interception, three



fumble recoveries and one forced fumble . . . Had first career interception along with 13 tackles, two sacks and set an all-time bowl record with seven stops behind the line of scrimmage against Oklahoma in the John Hancock Bowl . . . Played in every game as a reserve inside linebacker as a freshman . . . Recorded 26 tackles (13 solos) . . . Majored in exercise and sports sciences.

## PERSONAL

Single, resides in Plantation, Fla . . . Attended Pampa (Texas) High School . . . Played linebacker and running back . . . Named first-team all-state as a senior . . . Recorded 158 tackles (59 solos) with six sacks, three fumble recoveries, five forced fumbles and eight deflected passes . . . Rushed for 928 yards and eight touchdowns on 164 carries (5.7 avg) . . . Also lettered in baseball . . . Enjoys weightlifting and playing basketball . . . Lists "Braveheart" and "Scarface" as favorite movies and "Frasier" as favorite television show . . . Served as Dolphins representative for the United Way public service announcement in 1997 . . . In 2000, was a member of the "Crunch on Paralysis" team, along with Trace Armstrong and Jason Taylor, that made a donation for every sack and tackle they made to the Miami Project to Cure Paralysis . . . Combined, the three donated nearly \$52,000 to the Miami Project . . . For their efforts, the group was named the winner of the team's Community Service Award for 2000 . . . In 2000, opened a health and fitness club in Amarillo, Texas, called "Zach's Club 54" . . . The club is run by his brother, and former Texas Tech teammate, Bart . . . This past off-season, was inducted into the Texas High School Football Hall of Fame . . . Full name is Zach Michael Thomas, born September 1, 1973, in Pampa, Texas.

### ZACH THOMAS' NFL REGULAR SEASON STATISTICS

YEAR	TEAM	G-S	TACK.	ASST.	TOTAL	FUM. REC.	FOR. FUM.	QB SACK	YDS LOST
1996	Miami	16-16	131	49	180	2	2	2	13.0
1997	Miami	15-15	107	42	149	0	0	$\frac{1}{2}$	5.0
1998	Miami	16-16	124	36	160	0	2	2	16.0
1999	Miami	16-16	117	50	167	0	1	1	10.0
2000	Miami	11-11	64	36	100	1	0	$1\frac{1}{2}$	3.5
<b>5-YEAR TOTALS</b>		<b>74-74</b>	<b>543</b>	<b>213</b>	<b>756</b>	<b>3</b>	<b>5</b>	<b>7</b>	<b>47.5</b>

### ZACH THOMAS' NFL PLAYOFF STATISTICS

YEAR	TEAM	G-S	TACK.	ASST.	TOTAL	FUM. REC.	FOR. FUM.	QB SACK	YDS LOST
1997	Miami	1-1	10	2	12	0	0	0	0.0
1998	Miami	2-2	16	4	20	1	0	0	0.0
1999	Miami	2-2	16	3	19	0	0	1	9.0
2000	Miami	2-2	14	5	19	0	0	0	9.0
<b>PLAYOFF TOTALS</b>		<b>7-7</b>	<b>56</b>	<b>14</b>	<b>70</b>	<b>1</b>	<b>0</b>	<b>1</b>	<b>9.0</b>

### ADDITIONAL STATS

**Interceptions:** 3 for 64 yards, 21.3 avg., long 27, 1 TD in 1996; 1 for 10 yards in 1997; 3 for 21 yards, 7.0 avg., long 17t, 2 TDs in 1998, 1 for 0 yards in 1999, 1 for 0 yards in 2000 for total of 9 for 95 yards, 10.6 avg., long 27, 3 TDs

**Defensive Touchdowns:** 1 interception return in 1996, 2 interception returns in 1998 for total of 3  
**Passes Defensed:** 5 in 1996, 10 in 1997, 10 in 1998, 12 in 1999, 2 in 2000 for total of 39 (P-3)

**Special Teams Tackles:** 2 in 1996, 1 in 1997 for total of 3

**Kickoff Returns:** 1 for 17 yards in 1996, 1 for 15 yards in 1999 for total of 2 for 32 yards, 16.0 avg., long 17

### SINGLE-GAME HIGHS

**Most Sacks:** 1, six times

**Most Interceptions:** 2 at Oakland, 12/6/98

# MATT TURK

**Punter**

**6-5 • 235**

**Born: 6/6/68**

**College: Wisconsin-Whitewater '93**

**Acquired: T (Wash.), 2000 • Signed Through: 2001**

**NFL: Seventh Season • Dolphins: Second Season**

**1**



## PRO CAREER

**2000** — Was acquired in a trade with Washington on March 9, 2000 in exchange for a seventh-round draft choice in 2001 . . . Played in all 16 regular season games and both playoff contests . . . During the regular season, punted 92 times for a 42.1-yard gross average and a net of 36.2 . . . Also had a career-long long 70-yard punt, 25 inside-the-20, and 14 touchbacks . . . 25 punts inside-the-20 tied for seventh-most in the AFC . . . 92 punts were the second-most of his career and the second-most ever by a Dolphin in a season, trailing only Klaus Wilmsmeyer, who punted 93 times in 1998 . . . Accounted for at least one punt of 50 yards or longer in all but two games on the year . . . Overall, of his 92 punts during the regular season, 23 went 50 yards or longer . . . Hit a season-high nine punts for a 43.8-yard average at Minnesota (9/10) . . . In that game, also had a long of 62 yards and placed four punts inside-the-20, which is tied for the second-most of his career . . . Nine punts is tied for the third-highest total of his career and is tied for the fourth-highest single-game figure in club history . . . Punted three times for a season-high 60.3 gross average and a season-best 53.3 net at Cincinnati (10/1) . . . Also had a career-long 70-yard punt in that game, surpassing his previous long of 69 yards which he accounted for on September 27, 1998 against Denver as a member of the Redskins . . . In addition, had a punt of 64 yards in the Bengals contest . . . Tied a season-high with four punts inside-the-20 the following week vs. Buffalo (10/8) . . . Proved key in 17-14 win at Indianapolis (11/26) when his seven punts went for a gross average of 49.6 and a net of 39.4 . . . Matched his career-long with a 70-yard punt while also placing two inside-the-20, including one at the one-yard line and another at the six . . . Gross average that day is the fourth-highest of his career (minimum of 4 punts) . . . Four of his punts that afternoon traveled longer than 50 yards . . . In two playoff games following the season, punted nine times for a 38.1-yard gross average and a net of 35.2, including a long of 53 and two inside-the-20 . . . Added one tackle on punt coverage in the postseason . . . Was voted as the NFL Special Teams Player of the Week for his performance in the Dolphins' First-Round victory over Indianapolis (12/30) when he had three punts for a gross average of 46.0 and a net of 46.0, including a long of 53.

**1999** — Played in 14 regular season games with Washington, missed two contests due to injury . . . Punted a career-low 62 times for a 41.4-yard average with a long of 57, 16 inside-the-20 and 10 touchbacks . . . Had a net average of 35.6 . . . Had six punts for a 44.2-yard average with a season-long punt of 57 yards at N.Y. Jets (9/26) . . . Was inactive at Dallas (10/24) with a fractured middle finger and vs. Chicago (10/31) with back spasms . . . Placed six kicks inside-the-20 over the final three weeks of the season . . . Appeared in both playoff games following the 1999 season, the first two of his NFL career . . . Punted 12 times for 499 yards, a 41.6-yard average with a long of 52 and four kicks inside-the-20.

**1998** — Was selected to his third straight Pro Bowl . . . Punted 93 times for 4,103 yards, a 44.1-yard gross average . . . His punts and yardage totals both marked career-highs . . . Put together an NFC-best 39.0 net average, which trailed only Tennessee's Craig Hentrich (39.2) for the NFL lead . . . Finished with a career-best 33 punts inside the opponents' 20-yard line, which tied him for second in the NFL along with New York's Brad Maynard and behind Pittsburgh's Josh Miller (34) for tops in the NFL . . . Hit four punts for a career-high 53.0-yard average vs. Denver (9/27), when he also had a career-long 69-yard punt . . . Was named NFC Special Teams Player of the Week for his performance vs. N.Y. Giants (11/1)

## FIN FACT

Prior to landing a full-time spot in the NFL with Washington in 1995, Matt worked as a bartender, a roofer and for a moving company.



when he hit ten punts for a 43.5-yard average with three inside-the-20 and two kicks of 65 yards.

**1997** – Was named to his second consecutive Pro Bowl . . . Punted 84 times for 3,788 yards, a 45.1-yard gross average . . . Put together a net average of 39.2 . . . Had a long of 62, 32 kicks inside-the-20 and 22 touchbacks . . . Gross average was second-best in the NFC, while his net of 39.2 led the NFL . . . 32 kicks inside-the-20 were second-most in the league, trailing only the Giants' Brad Maynard, who had 33 . . . Hit seven punts for a 49.9-yard average, in addition to the first blocked punt of his career, vs. Arizona (9/14) . . . Punted seven times for a 44.7-yard average with a season-long kick of 62 yards at Philadelphia (10/5) . . . Had another outstanding day vs. Detroit (11/9) when he connected on seven punts for a 47.9-yard average, with a long of 59 and four of over 50 yards.

**1996** – Was voted to the Pro Bowl in just his second NFL season . . . Punted 75 times for 3,386 yards, a 45.1-yard average, with a long of 63, 25 inside-the-20 and 11 touchbacks . . . Put together a net average of 39.2, which led the NFL . . . Gross average led the NFC . . . Punted seven times for a 48.7-yard average with a long of 58 in season-opener vs. Philadelphia (9/1) . . . Hit six punts for a 47.2-yard average with a long of 59 and a career-high five kicks inside-the-20, at St. Louis (9/22) . . . Had six punts for a season-high 50.8-yard average with a long of 57 at Dallas (11/26) . . . Four of his five punts were downed inside-the-20 at Arizona (12/15), when he amassed a 46.2-yard average.

**1995** – In first NFL season, punted 74 times for a 42.4-yard average, 29 inside-the-20, nine touchbacks and a long of 60 . . . Amassed a net average of 37.7 . . . 29 kicks inside-the-20 led the NFL . . . Net average was second in the NFC and fourth in the NFL . . . Hit four punts for a 44.8-yard average including a season-long 60-yard punt in opener vs. Arizona (9/3) . . . Had a net average of 40.0 that day . . . Had a season-high three punts downed inside-the-20 in each of three consecutive weeks (vs. Seattle 11/19, vs. Philadelphia 11/26, at Dallas 12/3).

**1993-94** – Went to training camp with Green Bay as an undrafted rookie free agent in 1993 and was waived by the Packers prior to the regular season . . . Also was released by the Rams in training camp in 1994.

## COLLEGE

Played on three straight Wisconsin State University Conference championship teams during his college career at Wisconsin-Whitewater . . . During his career, punted 110 times for 3,991 yards while averaging 36.3 yards per punt.

## PERSONAL

Married to Stephanie with two daughters, Danielle (11/15/99) and Matisen (3/23/01) . . . Attended Greenfield (Wis.) High School . . . Brother, Dan, who passed away during the 2000 football season, was a long snapper in the NFL from 1985-99, and was Matt's teammate with the Redskins from 1997-99 . . . Is the youngest of six children . . . Born June 16, 1968 in Greenfield, Wis.

## MATT TURK'S NFL REGULAR SEASON STATISTICS

YEAR	TEAM	G	NO.	YDS.	AVG.	TB	IN 20	LG	BLK	NET
1995	Washington	16	74	3140	42.4	9	29	60	0	37.7
1996	Washington	16	75	3386	45.1	11	25	63	0	39.2
1997	Washington	16	84	3788	45.1	11	32	62	1	39.2
1998	Washington	16	93	4103	44.1	9	33	69	1	39.0
1999	Washington	14	62	2564	41.4	10	16	57	0	35.6
2000	Miami	16	92	3870	42.1	14	25	70	0	36.2
<b>6-YEAR TOTALS</b>		<b>94</b>	<b>480</b>	<b>20851</b>	<b>43.4</b>	<b>64</b>	<b>160</b>	<b>70</b>	<b>2</b>	<b>36.3</b>
<b>MIAMI TOTALS</b>		<b>16</b>	<b>92</b>	<b>3870</b>	<b>42.1</b>	<b>14</b>	<b>25</b>	<b>70</b>	<b>0</b>	<b>36.2</b>

## MATT TURK'S NFL PLAYOFF STATISTICS

YEAR	TEAM	G	NO.	YDS.	AVG.	TB	IN 20	LG	BLK	NET
1999	Washington	2	12	499	41.6	0	4	52	0	39.9
2000	Miami	2	9	343	38.1	0	2	53	0	35.2
<b>PLAYOFF TOTALS</b>		<b>4</b>	<b>21</b>	<b>842</b>	<b>40.1</b>	<b>0</b>	<b>6</b>	<b>53</b>	<b>0</b>	<b>37.9</b>
<b>MIAMI TOTALS</b>		<b>2</b>	<b>9</b>	<b>343</b>	<b>38.1</b>	<b>0</b>	<b>2</b>	<b>53</b>	<b>0</b>	<b>35.2</b>

## ADDITIONAL STATS

**Rushing:** 1 for 0 yards in 1996; 1 for 0 yards in 1997; 2 for -12 yards, -6.0 avg., long 2 in 1998 for total of 4 for -12 yards, -3.0 avg., long 2

**Special Teams Tackles:** 1 in 1995, 2 in 1996, 1 in 1997, 1 in 1998 for total of 5 (P-1)

## SINGLE-GAME HIGHS

<b>Most Punts:</b>	10	vs. N.Y. Giants, 11/1/98
	10	at Kansas City, 11/5/95
	9	vs. N.Y. Giants, 11/23/97
	9	at Minnesota, 9/10/00
	8	six times (last: at N.Y. Jets, 10/23/00)
<b>Most Punt Yards:</b>	435	vs. N.Y. Giants, 11/1/98
	397	at Kansas City, 11/5/95
	394	at Minnesota, 9/10/00
	386	vs. Philadelphia, 11/15/98
	350	at Minnesota, 10/18/98
<b>Highest Average (min. 4 punts):</b>	53.0	vs. Denver, 9/27/98
	50.8	at Dallas, 11/28/96
	49.9	vs. Arizona, 9/14/97
	49.6	at Indianapolis, 11/26/00
	49.5	vs. San Francisco, 9/14/98
<b>Longest Punts:</b>	70	at Cincinnati, 10/1/00
	70	at Indianapolis, 11/26/00
	69	vs. Denver, 9/27/98
	67	vs. Philadelphia, 11/15/98
	65	vs. N.Y. Giants, 11/1/98
<b>Most Inside-the-20:</b>	65	vs. N.Y. Giants, 11/1/98
	5	at St. Louis, 9/22/96
	4	at Arizona, 12/15/96
	4	at Minnesota, 10/18/98
	4	at Minnesota, 9/10/00
	4	vs. Buffalo, 10/8/00





# TODD WADE

**Tackle**

**6-8 · 325**

**Born: 10/30/76**

**College: Mississippi '00**

**Acquired: D2, 2000 · Signed Through: 2003**

**NFL: Second Season · Dolphins: Second Season**

**71**

## PRO CAREER

**2000** — Started all 16 regular season games and both playoff contests at right tackle . . . Became the first Dolphins rookie offensive lineman to start all 16 regular season games since T Richmond Webb in 1990 . . . Key part of a line which led a running game that amassed 1,894 yards, the most by a Dolphins team since 1984 . . . Also part of the line that allowed just 28 sacks, tied for fourth fewest in the NFL

. . . Along with Washington T Chris Samuels, was named the NFL Rookie of the Month for October . . . In four games during the month, helped lead an offense which averaged 321.3 yards per contest, including 154.3 on the ground as the Dolphins posted a record of 3-1 during the month . . . Wade and Samuels became just the second and third offensive linemen to win an NFL Rookie of the Month Award since it was first instituted in 1996, joining Seattle T Walter Jones, who was cited in October of 1997 . . . Wade also became just the second Dolphin to earn a Rookie of the Month Award, as he joined LB Zach Thomas, who was named the NFL Defensive Rookie of the Month for October of 1996 . . . In a 23-8 victory at Detroit (11/5), held Lions DE Robert Porcher without a tackle . . . Only game in which he missed an offensive snap occurred at Buffalo (12/3) when he left contest in third quarter with a left calf injury . . . Was a consensus all-rookie selection following the season . . . Second-round draft choice (53rd overall) of Miami in 2000.

## FIN FACT

Todd was a third generation to play football at Ole Miss, with both his father and grandfather also having played for the Rebels.

## COLLEGE

Four-year letterman (1996-99) and three-year starter at Ole Miss . . . Started 32 of the 44 games in which he played during his career, including starts in each of his final 32 collegiate games . . . Opened all 11 contests at right tackle his senior season and was a first-team All-SEC choice and a second-team All-America selection . . . Served as the offensive captain his senior year, when he graded out at 87.3-percent for blocking consistency and delivered 104 knockdown blocks as the offense averaged 368.5 yards per game . . . Played in the Senior Bowl . . . Started all 11 games at right tackle his junior year and was a first-team all-conference pick . . . That year, received the J. Richard Price Courage and Compassion Award from the M-Club Alumni Chapter in recognition of having demonstrated extraordinary courage and unusual compassion in his dedication to the Ole Miss football team . . . Appeared in 11 games his sophomore year, starting each of the final ten at right tackle . . . Played in every game in a reserve role as a redshirt freshman in 1996 . . . Holds B.S. in sociology.

## PERSONAL

Single, resides in Jackson, Miss . . . Earned three letters in football at Jackson (Miss.) Prep High School, as he led the team to a combined record of 33-4 during his three seasons . . . Was an all-state and all-conference selection on both offense and defense each of his final two years . . . Also lettered in track and field . . . Father, Luther, lettered as a fullback at Ole Miss in 1970 and as a defensive tackle in 1971 . . . Grandfather, Will Webb, also played for the Rebels . . . Enjoys working out, hunting and spearfishing in his spare time . . . Was a frequent visitor to hospitals in schools while in college . . . With the Dolphins, has assisted in building a house for Habitat for Humanity each of the past two offseasons . . . Lists "The Outlaw Josey Wales" as favorite movie, Jimmy Buffet and B.B. King as favorite recording artists, Deacon Jones, Night Train Lane, Big Vet and Art Donovan as favorite athletes and the Miami Dolphins and Dallas Cowboys as favorite sports teams growing up . . . Full name is Todd McLaurin Wade, born October 30, 1976 in Greenwood, Miss.

## TODD WADE'S NFL REGULAR SEASON STATISTICS

GAMES/STARTS: 2000: 16/16

## TODD WADE'S NFL PLAYOFF STATISTICS

GAMES/STARTS: 2000: 2/2

# BRIAN WALKER

**Safety**

**6-1 • 206**

**Born: 5/31/72**

**College: Washington State '96**

**Acquired: UFA (Sea.), 2000 • Signed Through: 2001**

**NFL: Sixth Season • Dolphins: Fourth Season**

**45**

### PRO CAREER

**2000** – Signed a two-year contract with the Dolphins as an Unrestricted Free Agent from Seattle on February 16, 2000 . . . Started all 16 regular season games at strong safety . . . Finished with career-high numbers of 94 total tackles (65 solo), seven interceptions for 80 yards in returns and nine passes defended . . . Also recorded two sacks for nine yards lost and a pair of forced fumbles . . . Tackle total ranked third on the team . . . Seven interceptions led the squad, tied for first in the AFC along with Tennessee's Samari Rolle and tied for third in the NFL . . . It also marked the highest total by a Dolphins safety since Jake Scott had eight in 1974, and is tied for the sixth-highest by a Dolphins safety in a season . . .

### FIN FACT

Brian's interception total of seven in 2000 was the most by a Dolphins safety since Jake Scott snared eight in 1974.

### MOST INTERCEPTIONS BY A DOLPHINS SAFETY IN A SEASON

PLAYER	YEAR	INTs	PLAYER	YEAR	INTs
1. Willie West	1966	8	Jake Scott	1971	7
Dick Anderson	1968	8	8. Jake Scott	1975	8
Dick Anderson	1970	8	Tim Foley	1978	6
Dick Anderson	1973	8	Glenn Blackwood	1984	6
Jake Scott	1974	8	Glenn Blackwood	1985	6
<b>6. BRIAN WALKER</b>	<b>2000</b>	<b>7</b>			

Part of a defensive backfield in which all four members recorded at least five interceptions, the first NFL team to have at least four players with five or more interceptions in the same season since the 1981 Tampa Bay Buccaneers . . . Was also fifth on the club with 17 special teams stops . . . Established a season-high with three special teams tackles in opening day victory over Seattle (9/3) . . . Had six tackles, including his first interception of the year as he picked off a Daunte Culpepper pass, at Minnesota (9/10) . . . Posted seven tackles, including a sack, in 19-6 victory over Baltimore (9/17) . . . Recorded five tackles the following week in 10-3 win over New England (9/24) when he forced a Kevin Faulk fumble at the goal line that was recovered by Zach Thomas to prevent a touchdown . . . Added three stops on special teams in the Patriots contest . . . Established a career-high with nine tackles a week later at Cincinnati (10/1) . . . Notched nine tackles two weeks afterward in Monday night game at N.Y. Jets (10/23), when he also recorded an interception . . . Posted eight tackles, in addition to the second two-interception game of his career, at San Diego (11/12) . . . Two interception returns went for a



total of 38 yards . . . Picked off a Moses Moreno pass in the second quarter that he returned a career-long 31 yards . . . Second interception of the game came off a Ryan Leaf pass in the third quarter with the Chargers in Dolphins territory, helping to preserve Miami's 17-7 victory . . . It was the second two-interception game of his career, with his first coming on November 15, 1998 at Carolina . . . For his performance against the Chargers, Walker was named the AFC Defensive Player of the Week, the first such honor of his career . . . Accounted for his third interception in two weeks when he picked off his second Vinny Testaverde pass of the year, vs. N.Y. Jets (11/19) . . . Also had seven tackles, a sack and a forced fumble that day . . . Intercepted a Doug Flutie pass and returned it 29 yards at Buffalo (12/3) . . . Also matched a season-high with three special teams tackles in that Bills contest . . . Recorded seven tackles, including an interception of a Shaun King pass, vs. Tampa Bay (12/10) . . . The Bucs game capped a string in which Walker intercepted five passes over a five-game span . . .

**PLAYOFFS:** Started both playoff games following the 2000 season at strong safety . . . Finished third on the team with 13 total tackles (7 solo) . . . Also defended a pass . . . Tied for team-lead with two stops on special teams . . . In his career, has appeared in four postseason contests, starting two of them . . . Has amassed 19 total tackles (13 solo) and a pass defended, in addition to a pair of special teams stops.

**1999** – Went to training camp with Miami . . . Was waived by the Dolphins on September 5 and claimed by Seattle . . . Overall on the year, played in five games with the Seahawks, all in a reserve role . . . Had nine tackles, an interception and four passes defended on defense, and five stops and a fumble recovery on special teams . . . Was inactive for the season opener vs. Detroit (9/12) . . . Was released by Seattle on September 14 before being re-signed on September 30 . . . Lone interception of the year came at San Diego (10/17) when he picked off an Erik Kramer pass and returned it 21 yards . . . Had three tackles on defense at Green Bay (11/1) and vs. Cincinnati (11/7) . . . Was inactive for each of the final nine regular season games and First-Round Playoff contest vs. Miami (1/9/00) with a hamstring injury.

**1998** – Played in all 16 regular season games in a reserve role in his first full season with the Dolphins . . . Finished with 16 tackles, four interceptions for 12 yards in returns and six passes defended . . . Also was third on the squad with 22 special teams tackles . . . Four interceptions ranked third on the team . . . Came up with the first interception of his career, vs. New England (10/25), when he picked off a Drew Bledsoe pass . . . Was awarded a game ball on special teams for his performance vs. Indianapolis (11/8) when he was credited with two tackles . . . Had two interceptions at Carolina (11/15), as he snared a pair of Steve Beuerlein passes in the Dolphins' 13-9 victory . . . Also added three special teams tackles in the Panthers game . . . Came up with three tackles and an interception vs. New Orleans (11/29) . . . Notched four special teams tackles at Oakland (12/6) and was awarded a game ball for his performance . . . Appeared in both playoff games following the 1998 season in a reserve capacity . . . Had six tackles on defense and two more on special teams . . . Made his NFL postseason debut in First-Round game vs. Buffalo (1/2/99) . . . Posted five tackles on defense and two more on special teams in the Bills contest . . . Underwent successful reconstructive surgery to repair a torn anterior cruciate ligament in his left knee following the season, on February 1, 1999 . . . The surgery was performed by Dr. John Uribe at HealthSouth Doctor's Hospital in Coral Gables.

**1997** – Began the season with Washington . . . Was waived by the Redskins on October 10 . . . Signed with the Dolphins as a free agent on December 9 . . . Overall on the year, appeared in five games, all with Washington . . . Posted four tackles on special teams, including two vs. Jacksonville (9/28) . . . Did not see action in his two games on the Dolphins' active roster . . . Was inactive for First-Round Playoff game at New England (12/28).

**1996** – Played in all 16 games with four starts at strong safety in his rookie season with the Redskins . . . Finished with 52 total tackles (25 solo), a sack and a pass defended . . . Also was fourth on the squad with 16 special teams tackles . . . Opened the year as the nickel back, but injuries thrust him into the starting lineup by week 13 . . . Tallied four tackles vs. Indianapolis (10/27) . . . Was credited with six stops the following week at Buffalo (11/3) . . . Also had four tackles vs. Arizona (11/10) . . . Initial NFL sack came vs. San Francisco (11/24) when he dropped 49ers QB Steve Young on a safety blitz . . . First NFL start came on Thanksgiving Day at Dallas (11/28) . . . Recorded six tackles . . . Matched that total with six stops at Tampa Bay (12/8) . . . Signed with Washington as an undrafted rookie free agent in 1996.

## COLLEGE

Played his final two years at Washington State (1994-95) after transferring from Snow Junior College in Ephraim, Utah, where he recorded 13 career interceptions in two seasons . . . Was an honorable mention All-Pac 10 performer his senior season for the Cougars . . . Totaled 60 tackles and two interceptions while playing in all 11 games . . . Appeared in all 12 contests his junior season . . . Posted 32 tackles and a pair of interceptions.

## PERSONAL

Single, resides in Widefield, Colo . . . Prepped at Widefield High School in Colorado Springs, Colo . . . Earned all-league honors and honorable mention All-America accolades as a junior . . . Led all Colorado prep players with nine interceptions . . . Didn't play football his senior season following the death of his mother . . . Was an all-league selection as a senior on the school's basketball team, where he averaged 22 points a game . . . Along with the other Dolphins defensive backs, was part of the "Prudential/No Passing Zone" program in 2000 in which each member donated three tickets for every home game to the Boys and Girls Club of Broward County . . . Was the Dolphins' recipient of the Unsung Hero Award in 2000 as presented by the NFLPA . . . Born May 31, 1972.

### BRIAN WALKER'S NFL REGULAR SEASON STATISTICS

YEAR	TEAM	G-S	TACK.	ASST.	TOTAL	FUM. REC.	INT.	YDS.	LG	TD
1996	Washington	16-4	25	27	52	0	0	0	0	0
1997	Washington	5-0	0	0	0	0	0	0	0	0
	Miami	0-0	0	0	0	0	0	0	0	0
1998	Miami	16-0	11	5	16	0	4	12	7	0
1999	Seattle	5-0	8	1	9	1	1	21	21	0
2000	Miami	16-16	65	29	94	0	7	80	31	0
<b>5-YEAR TOTALS</b>		<b>58-20</b>	<b>109</b>	<b>62</b>	<b>171</b>	<b>1</b>	<b>12</b>	<b>113</b>	<b>31</b>	<b>0</b>
<b>MIAMI TOTALS</b>		<b>32-16</b>	<b>76</b>	<b>34</b>	<b>110</b>	<b>0</b>	<b>11</b>	<b>92</b>	<b>31</b>	<b>0</b>

### BRIAN WALKER'S NFL PLAYOFF STATISTICS

YEAR	TEAM	G-S	TACK.	ASST.	TOTAL	FUM. REC.	INT.	YDS.	LG	TD
1998	Miami	2-0	6	0	6	0	0	0	0	0
2000	Miami	2-2	7	6	13	0	0	0	0	0
<b>PLAYOFF TOTALS</b>		<b>4-2</b>	<b>13</b>	<b>6</b>	<b>19</b>	<b>0</b>	<b>0</b>	<b>0</b>	<b>0</b>	<b>0</b>

## ADDITIONAL STATS

**Passes Defended:** (Washington) 1 in 1996, (Miami) 6 in 1998, (Seattle) 4 in 1999, (Miami) 9 in 2000 for total of 20 (P-1)

**Forced Fumbles:** 1 in 1998, 2 in 2000 for total of 3

**Sacks:** (Washington) 1 in 1996, (Miami) 2 for 9 yards in 2000 for total of 3

**Special Teams Tackles:** (Washington) 16 in 1996, 4 in 1997, (Miami) 22 in 1998, (Seattle) 5 in 1999, (Miami) 17 in 2000 for total of 64 (P-4)

## SINGLE-GAME HIGHS

**Most Interceptions:**

2 at Carolina, 11/15/98

2 at San Diego, 11/12/00



## DOLPHIN FACT

Since 1970, the Dolphins own a 5-0 record in regular-season home games against that year's eventual Super Bowl champion. Miami has defeated the 1970 Baltimore Colts (34-17), the 1985 Chicago Bears (38-24), the 1987 Washington Redskins (23-21), the 1998 Denver Broncos (31-21) and the 2000 Baltimore Ravens (19-6).





# DETRIC WARD

## Wide Receiver

# 87

**5-9 • 190**  
**Born: 9/29/74**  
**College: Northern Iowa '97**  
**Acquired: UFA (Jets), 2001 • Signed Through: 2002**  
**NFL: Fifth Season • Dolphins: First Season**

### PRO CAREER

**2000** – Signed a two-year contract with the Dolphins as an Unrestricted Free Agent on April 18, 2001 . . . Turned in the most productive season of his NFL career . . . Started all 16 games for the first time in his career . . . Was fourth on the team with 54 receptions, while 801 receiving yards ranked third . . . Also scored three touchdowns . . . Returned 27 punts for a 7.9-yard average with a long of 19 . . . Had four rush attempts for 23 yards, including a long run of 12 . . . Opened the season with back-to-back 100-yard receiving games, the second and third of his NFL career . . . Hauled in five passes for 104 yards in opener at Green Bay (9/3), and followed that up with four catches for 100 yards against New England (9/11) on Monday Night Football . . . Returned five punts for a career-high 46 yards, at Tampa Bay (9/24) . . . Caught three passes for 54 yards, including a 16-yard scoring catch from Vinny Testaverde for his first touchdown of the year, at Indianapolis (11/12) . . . Tallied six receptions for 93 yards vs. Chicago (11/26) . . . Four of his six catches on the day converted a third down . . . Had three receptions for 31 yards, including 13-yard TD catch, vs. Indianapolis (12/3) . . . Concluded the season by amassing career-best numbers of eight receptions for 147 yards and a touchdown at Baltimore (12/24).

**1999** – Started six of the 16 games in which he appeared . . . Finished fifth on the team with 22 receptions . . . Ranked fourth with 325 receiving yards . . . Tied for second with three receiving scores . . . Caught three passes for 73 yards, including a 35-yard TD catch from Rick Mirer, vs. Washington (9/26) . . . Accounted for season-high numbers of four receptions for 84 yards, including a touchdown and a long of 50, the following week at Denver (10/3) . . . Had three punt returns for 42 yards, including a long of 20, vs. Indianapolis (10/17) . . . Had a career-high six punt returns, totaling 44 yards, vs. Arizona (11/7) . . . Turned in a career-long 23-yard punt return vs. Buffalo (11/21), which set up a John Hall 36-yard field goal in the third quarter . . . Scoring catch was a 16-yard reception in the fourth quarter to put the Jets ahead 21-13 in a game that they went on to win by that score . . . Lone reception at Miami (12/27) was a 56-yard TD reception from Ray Lucas, now his teammate with the Dolphins.

**1998** – Played in all 16 games in a reserve role . . . Caught 25 passes for 477 yards and a career-high four touchdowns . . . Reception total was sixth on the squad, yardage figure was third while four receiving scores were fourth-most . . . Rushed two times for seven yards . . . Returned eight punts for a 9.0-yard average and three kickoffs for a 20.0-yard average . . . Opened the year with season-high numbers of five receptions for 96 yards at San Francisco (9/6) . . . Had two receptions for 60 yards, including a 43-yard TD catch from Vinny Testaverde in fourth quarter of 24-14 Monday night win at New England (10/19) . . . Caught two passes for 61 yards, including a 36-yard TD catch in third quarter to put Jets ahead at 20-9, in 34-12 win over Buffalo (11/8) . . . Accounted for scores in each of the final two games of the year . . . Scored on a career-long 71-yard scoring catch in AFC East-clinching 17-10 victory at Buffalo (12/19) . . . Caught two passes for 28 yards, including a 17-yard touchdown in season finale vs. New England (12/27) . . . Appeared in both playoff games following the season in a reserve role . . . Caught six passes for 79 yards, including five receptions for 61 yards in AFC Championship game at Denver (1/17/99).

**1997** – Played in 11 games, all in a reserve role in his rookie season . . . Was inactive for five games . . . Caught 18 passes for 212 yards and a touchdown . . . Also rushed for 25 yards on two attempts, returned eight punts for a 6.9-yard average and fielded two kickoffs for ten

### FIN FACT

Detric has aspirations of pursuing a career in clinical psychology when his football career is over.

yards . . . Caught three passes for 51 yards, including a 19-yard TD reception from Neil O'Donnell for his first NFL score, in the second week of the season vs. Buffalo (9/7) . . . Took a reverse from Adrian Murrell and went a career-long 21 yards for a first down, vs. New England (10/19) . . . Had best game of the year at Miami (11/9) when he caught six passes for 108 yards, including a long of 33 . . . Third-round draft choice (88th overall) of the N.Y. Jets in 1997.

## COLLEGE

Was a four-year letterman (1993-96) at Northern Iowa . . . Set school career records for receptions (176), receiving yards (3,876) and touchdowns (41) . . . All three figures represent Gateway Conference records as well . . . Also established a school single-game standard for receiving yards (247 vs. Illinois St.) . . . Is the only player in conference history to put together three 1,000-yard receiving seasons . . . Was a consensus I-AA All-America selection as a senior in 1996 when he caught 70 passes for 1,556 yards and 17 touchdowns . . . Had 50 receptions for 1,283 yards and 15 scores as a junior . . . Was named the conference MVP each of his final two seasons . . . Earned degree in psychology.

## PERSONAL

Single . . . Attended Washington High School in Cedar Rapids, Iowa, where he lettered in football and basketball . . . Performed on the Northern Iowa track team . . . Placed third in the conference in the 55-meter dash with a time of 6.33 at the Gateway indoor championships his senior season . . . Set a school record in the 200-meter dash in 1997 with a time of 20.86 . . . Lists Maurice Greene and Marion Jones as favorite track athletes . . . Enjoys visiting aquariums during the offseason . . . Listens to hip-hop, R&B and rap music . . . Born September 29, 1974 in Cedar Rapids, Iowa.

### DEDRIC WARD'S NFL REGULAR SEASON STATISTICS

YEAR	TEAM	G-S	NO.	RECEIVING				ATT.	RUSHING			
				YDS.	AVG.	LG	TD		YDS.	LG	TD	
1997	N.Y. Jets	11-0	18	212	12.5	33	1	2	25	21	0	
1998	N.Y. Jets	16-0	25	477	19.1	71t	4	2	7	4	0	
1999	N.Y. Jets	16-6	22	325	14.8	56t	3	1	-1	-1	0	
2000	N.Y. Jets	16-16	54	801	14.8	61	3	4	23	12	0	
<b>4-YEAR TOTALS</b>		<b>59-22</b>	<b>119</b>	<b>1815</b>	<b>15.3</b>	<b>71t</b>	<b>11</b>	<b>9</b>	<b>54</b>	<b>21</b>	<b>0</b>	

### DEDRIC WARD'S NFL PLAYOFF STATISTICS

YEAR	TEAM	G-S	NO.	RECEIVING				ATT.	RUSHING			
				YDS.	AVG.	LG	TD		YDS.	LG	TD	
1998	N.Y. Jets	2-0	6	79	13.2	26	0	0	0	0	0	

## ADDITIONAL STATS

**Kickoff Returns:** 2 for 10 yards, 5.0 avg., long of 11 in 1997; 3 for 60 yards, 20.0 avg., long of 23 in 1998 for total of 5 for 70 yards, 14.0 avg., long of 23

**Punt Returns:** 8 for 55 yards, 6.9 avg., long of 12, 2 FC in 1997; 8 for 72 yards, 9.0 avg., long of 20, 3 FC in 1998; 38 for 288 yards, 7.6 avg., long of 23, 12 FC in 1999; 27 for 214 yards, 7.9 avg., long of 19, 19 FC in 2000 for total of 81 for 629 yards, 7.8 avg., long of 23, 36 FC

## SINGLE-GAME HIGHS

### Most Receptions:

- 8 at Baltimore, 12/24/00
- 6 at Miami, 11/9/97
- 6 vs. Chicago, 11/26/00
- 5 at San Francisco, 9/6/98
- 5 vs. New England, 9/12/97
- 5 at Green Bay, 9/3/00

### Most Receiving Yards:

- 147 at Baltimore, 12/24/00
- 108 at Miami, 11/8/97
- 104 at Green Bay, 9/3/00



**Longest Receptions:**

100 vs. New England, 9/11/00  
 96 at San Francisco, 9/6/98  
 71t at Buffalo, 12/19/98  
 61 at Green Bay, 9/3/00  
 56t at Miami, 12/27/99  
 50 at Denver, 10/3/99  
 44 vs. New England, 9/11/00

**Most Receiving Touchdowns:**

1, 11 different times

**Most Punt Returns:**

6 vs. Arizona, 11/7/99  
 5 at Tampa Bay, 9/24/00  
 4 vs. Washington, 9/26/99  
 4 vs. Buffalo, 11/21/99  
 4 vs. Miami, 12/12/99  
 4 vs. Seattle, 1/2/00

**Most Punt Return Yards:**

46 at Tampa Bay, 9/24/00  
 44 vs. Arizona, 11/7/99  
 42 vs. Indianapolis, 10/17/99

**Long Punt Returns:**

23 vs. Buffalo, 11/21/99  
 20 vs. Buffalo, 11/8/98  
 20 vs. Indianapolis, 10/17/99

\* playoff game

**100-YARD RECEIVING GAMES (4)**

DATE	OPPONENT	NO.	YDS.	LG	TD
11/9/97	at Miami	6	108	33	0
9/3/00	at Green Bay	5	104	61	0
9/11/00	New England	4	100	44	0
12/24/00	at Baltimore	8	147	37t	1

**DEDRIC WARD'S RECEIVING BREAKDOWN**

	2000						CAREER					
	G	NO	YDS	AVG	LG	TD	G	NO	YDS	AVG	LG	TD
Buffalo	2	4	39	9.8	14	0	8	11	223	20.3	71	3
Indianapolis	2	6	85	14.2	29	2	7	8	96	12.0	29	2
Miami	2	4	52	13.0	27	0	8	17	282	16.6	56	1
New England	2	5	112	22.4	44	0	8	17	263	15.5	44	2
N.Y. Jets	-	-	-	-	-	-	-	-	-	-	-	-
<b>AFC East</b>	<b>8</b>	<b>19</b>	<b>288</b>	<b>15.2</b>	<b>44</b>	<b>2</b>	<b>31</b>	<b>53</b>	<b>864</b>	<b>16.3</b>	<b>71</b>	<b>8</b>
Baltimore	1	8	147	18.4	37	1	3	10	156	15.6	37	1
Cincinnati	-	-	-	-	-	-	-	-	-	-	-	-
Cleveland	-	-	-	-	-	-	-	-	-	-	-	-
Jacksonville	-	-	-	-	-	-	1	2	16	8.0	11	0
Pittsburgh	1	2	15	7.5	8	0	1	2	15	7.5	8	0
Tennessee	-	-	-	-	-	-	1	1	22	22.0	22	0
<b>AFC Central</b>	<b>2</b>	<b>10</b>	<b>162</b>	<b>16.2</b>	<b>37</b>	<b>1</b>	<b>6</b>	<b>15</b>	<b>209</b>	<b>13.9</b>	<b>37</b>	<b>1</b>
Denver	1	4	61	15.5	25	0	2	8	145	18.1	50	1
Kansas City	-	-	-	-	-	-	1	2	25	12.5	23	0
Oakland	1	3	24	8.0	15	0	2	3	24	8.0	15	0
San Diego	-	-	-	-	-	-	-	-	-	-	-	-
Seattle	-	-	-	-	-	-	3	5	42	8.4	15	0
<b>AFC West</b>	<b>2</b>	<b>7</b>	<b>85</b>	<b>12.1</b>	<b>25</b>	<b>0</b>	<b>8</b>	<b>18</b>	<b>236</b>	<b>13.1</b>	<b>50</b>	<b>1</b>
<b>AFC Total</b>	<b>12</b>	<b>36</b>	<b>535</b>	<b>14.9</b>	<b>44</b>	<b>3</b>	<b>45</b>	<b>86</b>	<b>1309</b>	<b>15.2</b>	<b>71</b>	<b>10</b>
Arizona	-	-	-	-	-	-	1	1	11	11.0	11	0
Dallas	-	-	-	-	-	-	1	1	10	10.0	10	0
N.Y. Giants	-	-	-	-	-	-	1	0	0	0.0	0	0
Philadelphia	-	-	-	-	-	-	-	-	-	-	-	-
Washington	-	-	-	-	-	-	1	3	73	24.3	35	1
<b>NFC East</b>	<b>0</b>	<b>0</b>	<b>0</b>	<b>0.0</b>	<b>0</b>	<b>0</b>	<b>4</b>	<b>5</b>	<b>94</b>	<b>18.8</b>	<b>35</b>	<b>1</b>
Chicago	1	6	93	15.5	33	0	2	8	103	12.9	33	0
Detroit	1	4	25	6.3	11	0	1	4	25	6.3	11	0
Green Bay	1	5	104	20.8	61	0	1	5	104	20.8	61	0
Minnesota	-	-	-	-	-	-	1	0	0	0.0	0	0
Tampa Bay	1	3	44	14.7	29	0	1	3	44	14.7	29	0
<b>NFC Central</b>	<b>4</b>	<b>18</b>	<b>266</b>	<b>14.8</b>	<b>61</b>	<b>0</b>	<b>6</b>	<b>20</b>	<b>276</b>	<b>13.8</b>	<b>61</b>	<b>0</b>

# DEDRIC WARD'S RECEIVING BREAKDOWN

	2000						CAREER					
	G	NO	YDS	AVG	LG	TD	G	NO	YDS	AVG	LG	TD
Atlanta	-	-	-	-	-	-	1	0	0	0.0	0	0
Carolina	-	-	-	-	-	-	1	1	11	11.0	11	0
New Orleans	-	-	-	-	-	-	-	-	-	-	-	-
St. Louis	-	-	-	-	-	-	1	2	29	14.5	18	0
San Francisco	-	-	-	-	-	-	1	5	96	19.2	22	0
<b>NFC West</b>	<b>0</b>	<b>0</b>	<b>0</b>	<b>0.0</b>	<b>0</b>	<b>0</b>	<b>4</b>	<b>8</b>	<b>136</b>	<b>17.0</b>	<b>22</b>	<b>0</b>
<b>NFC Total</b>	<b>4</b>	<b>18</b>	<b>266</b>	<b>14.8</b>	<b>61</b>	<b>0</b>	<b>14</b>	<b>33</b>	<b>506</b>	<b>15.3</b>	<b>61</b>	<b>1</b>
Home	8	27	379	14.0	44	1	29	59	767	13.0	44	5
Road	8	27	422	15.6	61	2	30	60	1048	17.5	71	6
1st Down	-	-	-	-	-	-	-	-	-	-	-	-
2nd Down	-	-	-	-	-	-	-	-	-	-	-	-
3rd Down	-	-	-	-	-	-	-	-	-	-	-	-
4th Down	-	-	-	-	-	-	-	-	-	-	-	-
1st Half	-	-	-	-	-	-	-	-	-	-	-	-
2nd Half	-	-	-	-	-	-	-	-	-	-	-	-
Overtime	-	-	-	-	-	-	-	-	-	-	-	-
Grass	14	48	722	15.0	61	2	25	73	1206	16.5	61	5
Turf	2	6	79	13.2	29	1	34	46	609	13.2	71	6
Aug./Sept.	4	13	262	20.2	61	0	13	32	541	16.9	61	2
October	4	9	92	10.2	27	0	15	24	319	13.3	50	2
November	4	14	220	15.7	33	1	18	31	477	15.4	36	2
Dec./Jan.	4	18	227	12.6	37	2	13	32	478	14.9	71	5
Games 1-8	8	22	354	16.1	61	0	30	59	896	15.2	61	4
Games 9-16	8	32	447	14.0	37	3	29	60	919	15.3	71	7
Wins	9	27	450	16.7	61	1	35	61	1021	16.7	71	7
Losses	7	27	351	13.0	37	2	24	58	794	13.7	37	4
Ties	-	-	-	-	-	-	-	-	-	-	-	-



## JED WEAVER

### Tight End

6-4 • 262

Born: 8/11/76

College: Oregon '99

Acquired: Wai (Phi.), 2000 • Signed Through: 2001

NFL: Third Season • Dolphins: Second Season

# 82

## PRO CAREER

**2000** – Was waived by Philadelphia on August 22 and awarded to the Dolphins a day later . . . Played in all 16 regular season games in a reserve role with Miami . . . Finished with ten receptions for 179 yards . . . First reception as a Dolphin came on a 12-yard catch from Jay Fiedler at Minnesota (9/10) . . . Hauled in a career-long 41-yard reception the following week vs. Baltimore (9/17) . . . The catch put the Dolphins at the Ravens' 11 and set up a Jay Fiedler to Lamar Smith eight-yard TD pass two plays later, giving the Dolphins a 19-3 lead in their 19-6 victory . . . Only reception at Detroit (11/5) went for 33 yards, the second-longest catch of his career . . . Had best game of the year in season finale at New England (12/24) when he caught a career-high five passes for a team-high 63 yards . . . Reception total that day tied for second on the team . . . His entire total came in the second half of that game . . .

## FIN FACT

To help pay his way through college prior to earning a scholarship, Jed worked odd jobs around the Oregon campus, which included serving on the school's custodial staff, a job which entailed vacuuming floors, emptying trash and mopping floors.



**PLAYOFFS:** Played in both playoff games following the 2000 season in a reserve role, the first two postseason contests of his NFL career . . . Caught one pass for nine yards and a touchdown . . . That reception occurred with 34 seconds to play in regulation in First-Round contest against Indianapolis (12/30), and tied the score at 17 as the Dolphins went on for a 23-17 overtime win.

**1999** — Started ten of the 16 games in which he appeared during his rookie season with the Eagles . . . Caught 11 passes for 91 yards . . . First NFL reception came on a 14-yard catch from Doug Pederson at Buffalo (9/26), when he tallied two catches for 22 yards . . . Had a season-high four receptions for 27 yards at Miami (10/24) . . . Accounted for a two-point conversion on a reception from Donovan McNabb vs. Washington (11/14) . . . Was selected to Pro Football Weekly's all-rookie team . . . First of two seventh-round draft choices of Philadelphia (208th overall) in 1999.

## COLLEGE

Began his career as a walk-on and earned a starting spot by his senior season of 1998 when he became a favorite target of QB Akili Smith, Cincinnati's first-round draft choice in 1999 . . . In his career with the Ducks, caught 43 passes for 681 yards and six touchdowns . . . As a senior, grabbed 39 passes for 623 yards and five touchdowns and was a second-team All-Pac 10 selection . . . Redshirted in 1994 . . . Earned degree in environmental studies and anthropology.

## PERSONAL

Single, resides in Redmond, Oregon . . . Earned all-league honors in football and baseball at Redmond (Ore.) High School . . . Was a third-team all-state choice as a pitcher his senior year . . . Cousin, Jeff Weaver, is a pitcher with the Detroit Tigers . . . Hobbies include hunting, fishing, golf and sports card collecting . . . Lists "Braveheart" as favorite movie, "The Simpsons" as favorite television show, and Led Zeppelin as favorite musical group . . . Assisted in building a house for Habitat for Humanity this past offseason while also participating in the Dolphins Charity Fishing Tournament to benefit Cystic Fibrosis . . . Full name is Timothy Jed Weaver, born August 11, 1976, in Bend, Oregon.

### JED WEAVER'S NFL REGULAR SEASON STATISTICS

YEAR	TEAM	G-S	NO.	RECEIVING				ATT.	RUSHING			
				YDS.	AVG.	LG	TD		YDS.	LG	TD	
1999	Philadelphia	16-10	11	91	8.3	14	0	0	0	0	0	0
2000	Miami	16-0	10	179	17.9	41	0	0	0	0	0	0
<b>2-YEAR TOTALS</b>		<b>32-10</b>	<b>21</b>	<b>270</b>	<b>12.9</b>	<b>41</b>	<b>0</b>	<b>0</b>	<b>0</b>	<b>0</b>	<b>0</b>	<b>0</b>
<b>MIAMI TOTALS</b>		<b>16-0</b>	<b>10</b>	<b>179</b>	<b>17.9</b>	<b>41</b>	<b>0</b>	<b>0</b>	<b>0</b>	<b>0</b>	<b>0</b>	<b>0</b>

### JED WEAVER'S NFL PLAYOFF STATISTICS

YEAR	TEAM	G-S	NO.	RECEIVING				ATT.	RUSHING			
				YDS.	AVG.	LG	TD		YDS.	LG	TD	
2000	Miami	2-0	1	9	9.0	9t	1	0	0	0	0	0

## ADDITIONAL STATS

**Kickoff Returns:** 1 for 15 yards in 2000

**Two-Point Conversions:** 1 reception in 1999

## SINGLE-GAME HIGHS

<b>Most Receptions:</b>	5	at New England, 12/24/00
	4	at Miami, 10/24/99
	2,	at Buffalo, 9/26/99
<b>Most Receiving Yards:</b>	63	at New England, 12/24/00
	41	vs. Baltimore, 9/17/00
	33	at Detroit, 11/5/00

**Longest Receptions:**

41 vs. Baltimore, 9/17/00

33 at Detroit, 11/5/00

24 vs. Indianapolis, 12/17/00

**Most Receiving Touchdowns:**

\*1 vs. Indianapolis, 12/30/00

\* playoff game

**JED WEAVER'S RECEIVING BREAKDOWN**

	2000						CAREER					
	G	NO	YDS	AVG	LG	TD	G	NO	YDS	AVG	LG	TD
Buffalo	2	0	0	0.0	0	0	3	2	22	11.0	14	0
Indianapolis	2	1	24	24.0	24	0	3	1	24	24.0	24	0
Miami	-	-	-	-	-	-	1	4	27	6.8	14	0
New England	2	5	63	12.6	17	0	3	5	63	12.6	17	0
N.Y. Jets	2	1	6	6.0	6	0	2	1	6	6.0	6	0
<b>AFC East</b>	<b>8</b>	<b>7</b>	<b>93</b>	<b>13.3</b>	<b>24</b>	<b>0</b>	<b>12</b>	<b>13</b>	<b>142</b>	<b>10.9</b>	<b>24</b>	<b>0</b>
Baltimore	1	1	41	41.0	41	0	1	1	41	41.0	41	0
Cincinnati	1	0	0	0.0	0	0	1	0	0	0.0	0	0
Cleveland	-	-	-	-	-	-	-	-	-	-	-	-
Jacksonville	-	-	-	-	-	-	-	-	-	-	-	-
Pittsburgh	-	-	-	-	-	-	-	-	-	-	-	-
Tennessee	-	-	-	-	-	-	-	-	-	-	-	-
<b>AFC Central</b>	<b>2</b>	<b>1</b>	<b>41</b>	<b>41.0</b>	<b>41</b>	<b>0</b>	<b>2</b>	<b>1</b>	<b>41</b>	<b>41.0</b>	<b>41</b>	<b>0</b>
Denver	-	-	-	-	-	-	-	-	-	-	-	-
Kansas City	-	-	-	-	-	-	-	-	-	-	-	-
Oakland	-	-	-	-	-	-	-	-	-	-	-	-
San Diego	1	0	0	0.0	0	0	1	0	0	0.0	0	0
Seattle	1	0	0	0.0	0	0	1	0	0	0.0	0	0
<b>AFC West</b>	<b>2</b>	<b>0</b>	<b>0</b>	<b>0.0</b>	<b>0</b>	<b>0</b>	<b>2</b>	<b>0</b>	<b>0</b>	<b>0.0</b>	<b>0</b>	<b>0</b>
<b>AFC Total</b>	<b>12</b>	<b>8</b>	<b>134</b>	<b>16.8</b>	<b>41</b>	<b>0</b>	<b>16</b>	<b>14</b>	<b>183</b>	<b>13.1</b>	<b>41</b>	<b>0</b>
Arizona	-	-	-	-	-	-	2	0	0	0.0	0	0
Dallas	-	-	-	-	-	-	2	1	3	3.0	3	0
N.Y. Giants	-	-	-	-	-	-	2	1	9	9.0	9	0
Philadelphia	-	-	-	-	-	-	-	-	-	-	-	-
Washington	-	-	-	-	-	-	2	1	11	11.0	11	0
<b>NFC East</b>	<b>-</b>	<b>-</b>	<b>-</b>	<b>-</b>	<b>-</b>	<b>-</b>	<b>8</b>	<b>3</b>	<b>23</b>	<b>2.1</b>	<b>11</b>	<b>0</b>
Chicago	-	-	-	-	-	-	1	1	11	11.0	11	0
Detroit	1	1	33	33.0	33	0	1	1	33	33.0	33	0
Green Bay	1	0	0	0.0	0	0	1	0	0	0.0	0	0
Minnesota	1	1	12	12.0	12	0	1	1	12	12.0	12	0
Tampa Bay	1	0	0	0.0	0	0	2	0	0	0.0	0	0
<b>NFC Central</b>	<b>4</b>	<b>2</b>	<b>45</b>	<b>22.5</b>	<b>33</b>	<b>0</b>	<b>6</b>	<b>3</b>	<b>56</b>	<b>18.7</b>	<b>33</b>	<b>0</b>
Atlanta	-	-	-	-	-	-	-	-	-	-	-	-
Carolina	-	-	-	-	-	-	1	1	8	8.0	8	0
New Orleans	-	-	-	-	-	-	-	-	-	-	-	-
St. Louis/L.A.	-	-	-	-	-	-	1	0	0	0.0	0	0
San Francisco	-	-	-	-	-	-	-	-	-	-	-	-
<b>NFC West</b>	<b>-</b>	<b>-</b>	<b>-</b>	<b>-</b>	<b>-</b>	<b>-</b>	<b>2</b>	<b>1</b>	<b>8</b>	<b>8.0</b>	<b>8</b>	<b>0</b>
<b>NFC Total</b>	<b>4</b>	<b>2</b>	<b>45</b>	<b>22.5</b>	<b>33</b>	<b>0</b>	<b>16</b>	<b>7</b>	<b>87</b>	<b>5.8</b>	<b>33</b>	<b>0</b>
Home	8	3	71	23.7	41	0	16	5	85	17.0	41	0
Road	8	7	108	15.4	33	0	16	16	185	11.6	33	0
1st Down	16	6	111	18.5	41	0	-	-	-	-	-	-
2nd Down	16	3	56	18.7	0	0	-	-	-	-	-	-
3rd Down	16	1	12	12.0	12	0	-	-	-	-	-	-
4th Down	16	-	-	-	-	-	-	-	-	-	-	-
1st Half	16	3	51	17.0	12	0	-	-	-	-	-	-
2nd Half	16	7	128	18.3	41	0	-	-	-	-	-	-
Overtime	-	-	-	-	-	-	-	-	-	-	-	-
Grass	12	8	134	16.8	41	0	18	14	180	12.9	41	0
Turf	4	2	45	22.5	33	0	14	7	90	12.9	33	0
Aug./Sept.	4	2	53	26.5	41	0	7	4	75	18.8	41	0
October	4	0	0	0	0	0	9	7	50	7.1	14	0
November	4	2	39	19.5	33	0	8	4	58	14.5	33	0
Dec./Jan.	4	6	87	14.5	24	0	8	6	87	14.5	24	0
Games 1-8	8	2	53	26.5	41	0	16	11	125	11.4	41	0
Games 9-16	8	8	126	15.8	33	0	16	10	145	14.5	33	0



## JED WEAVER'S RECEIVING BREAKDOWN

	2000						CAREER					
	G	NO	YDS	AVG	LG	TD	G	NO	YDS	AVG	LG	TD
Wins	11	7	137	19.6	41	0	14	10	162	16.2	41	0
Losses	5	3	42	14.0	12	0	18	11	108	9.8	14	0
Ties	-	-	-	-	-	-	-	-	-	-	-	-




# KEVIN WILLIAMS

## Safety

**6-0 · 194**  
**Born: 8/4/75**  
**College: Oklahoma State '98**  
**Acquired: FA, 2000 · Signed Through: 2001**  
**NFL: Fourth Season · Dolphins: Second Season**

# 38

### PRO CAREER

**2000** – Was signed by the Dolphins on November 28 after being released by the Jets on November 7 ... Was inactive for each of his first two regular season games with Miami, saw action in a reserve role in each of the final two contests; vs. Indianapolis (12/17) and at New England (12/24) ... With the Dolphins returned three kickoffs for a 21.3-yard average with a long of 24 ... Played in a reserve role in First-Round Playoff Game vs. Indianapolis (12/30) ... Returned three kickoffs for a 19.7-yard average with a long of 24 ... Was inactive for Divisional contest at Oakland (1/6/01) ... Prior to joining the Dolphins, had appeared in nine games with the Jets, starting seven of them at free safety ... Registered 14 total tackles (7 solo) ... Also returned 21 kickoffs for a 26.2-yard average ... Had a 97-yard kickoff return for a touchdown vs. Buffalo (9/17) ... Overall on the year, fielded 24 kickoffs for a 25.6-yard average, a figure which ranked second in the AFC and fifth in the NFL in 2000.

### FIN FACT

Kevin was recruited to Oklahoma State by Dolphins tight ends coach Pat Jones, then the head coach at OSU.

**1999** – Played in four games, all in a reserve role ... Had two tackles ... Brought back six kickoffs for a 27.7-yard average with a long of 81 ... Appeared in each of the first four contests of the season ... Returned three kickoffs for 11 yards, including a long of 81, vs. Washington (9/26) ... Was inactive vs. Jacksonville (10/11) and vs. Indianapolis (10/17) ... Was placed on the Non-Football Injury List on October 18 with a serious throat infection that forced him to be hospitalized.

**1998** – Played in 15 regular season games in his rookie season, including six starts at free safety ... Recorded 32 total tackles (27 solo), an interception, three passes defended and a forced fumble ... Also returned 11 kickoffs for a 20.9-yard average with a long of 31, and had one special teams tackle ... First NFL start came in season-opener at San Francisco (9/6) ... Collected five tackles ... Also came up with the first interception of his career as he picked off a Steve Young pass and returned it 34 yards ... Went on to start each of the first six regular season contests ... Posted four tackles and a forced fumble in week two vs. Baltimore (9/13) ... Registered a season-high six tackles at St. Louis (10/11) ... Returned a season-high four kickoffs for 78 yards vs. Buffalo (11/8) ... Appeared in both playoff games following the season in a reserve role and registered one special teams tackle ... Third-round draft choice (87th overall) of the Jets in 1998.

### COLLEGE

Was a four-year letterman (1993-95, 97) for the Cowboys ... Did not play football in 1996 in order to concentrate on academics ... Totaled nine interceptions in his career, including six as a senior in 1997 when he was a first-team All-Big 12 choice as a free safety ... Also served as team co-captain ... Majored in communications.

## PERSONAL

Single . . . Has a son, Taje . . . Nicknamed "K-Dub" . . . Earned all-conference and all-state accolades at Watson Chapel High School in Pine Bluff, Ark . . . Also lettered in track and won the Arkansas Class 4A state title in the pole vault . . . Born August 4, 1975 in Pine Bluff, Ark.

### KEVIN WILLIAMS' NFL REGULAR SEASON STATISTICS

YEAR	TEAM	G-S	TACK.	ASST.	TOTAL	FUM. REC.	INT.	YDS.	LG	TD
1998	N.Y. Jets	15-6	27	5	32	0	1	34	34	0
1999	N.Y. Jets	4-0	1	1	2	0	0	0	0	0
2000	N.Y. Jets	9-7	7	7	14	0	0	0	0	0
	Miami	2-0	0	0	0	0	0	0	0	0
<b>3-YEAR TOTALS</b>		<b>30-13</b>	<b>35</b>	<b>13</b>	<b>48</b>	<b>0</b>	<b>1</b>	<b>34</b>	<b>34</b>	<b>0</b>
<b>MIAMI TOTALS</b>		<b>2-0</b>	<b>0</b>	<b>0</b>	<b>0</b>	<b>0</b>	<b>0</b>	<b>0</b>	<b>0</b>	<b>0</b>

### KEVIN WILLIAMS' NFL PLAYOFF STATISTICS

YEAR	TEAM	G-S	TACK.	ASST.	TOTAL	FUM. REC.	INT.	YDS.	LG	TD
1998	N.Y. Jets	2-0	0	0	0	0	0	0	0	0
2000	Miami	1-0	0	0	0	0	0	0	0	0
<b>PLAYOFF TOTALS</b>		<b>3-0</b>	<b>0</b>	<b>0</b>	<b>0</b>	<b>0</b>	<b>0</b>	<b>0</b>	<b>0</b>	<b>0</b>

### ADDITIONAL STATS

**Passes Defended:** 3 in 1998

**Forced Fumbles:** 1 in 1998

**Kickoff Returns:** (N.Y. Jets) 11 for 230 yards, 20.9 avg., long of 31 in 1998; 6 for 166 yards, 27.7 avg., long of 81 in 1999; 24 for 615 yards, 25.6 avg., long of 97t in 2000 (3 for 64 yards, 21.3 avg., long of 24 with Miami) for total of 41 for 1,011 yards, 24.7 avg., long of 97t (P-3 for 59 yards, 19.7 avg., long of 24)

**Special Teams Tackles:** 1 in 1998, 1 in 2000 for total of 2



### DOLPHIN FACT

Miami was 0-1 at home in games against teams which play their home games in a domed stadium in 2000. Overall, the Dolphins own a 29-11 (.725) record at home in regular-season games against teams which play their home games in a domed stadium. Miami will play host to Indianapolis (RCA Dome) and

Atlanta (Georgia Dome) in 2001.



### DOLPHIN FACT

The Dolphins hold NFL records for most seasons leading the league in fewest sacks allowed (10 — 1973, 1982-90) and most consecutive seasons leading the league in the same category (1982-90). In addition, during the 1988 and '89 seasons the

Dolphins also set an NFL record by not allowing a quarterback sack in 19 straight games. The streak far outdistanced the previous NFL mark of five straight games which was accomplished on many occasions. In 1988, Miami also set an NFL sack record by allowing only seven sacks in the 16-game season.



## 2001 DRAFT CHOICES

RD.	NO.	NAME	POS.	HT.	WT.	BIRTH-DATE	COLLEGE
1	26	Jamar Fletcher	CB	5-9	184	8/28/79	Wisconsin
2	52	Chris Chambers	WR	5-11	210	8/12/78	Wisconsin
3a	85	Travis Minor	RB	5-10	201	6/30/79	Florida State
3b	88	Morlon Greenwood	LB	6-0	242	7/17/78	Syracuse
5	156	Shawn Draper	TE/T	6-3	280	7/5/79	Alabama
6a	164	Brandon Winey	T	6-7	315	1/27/78	Louisiana State
6b	177	Josh Heupel	QB	6-1	215	3/22/78	Oklahoma
6c	187	Otis Leverette	DE	6-6	275	5/31/78	Alabama-Birmingham
6d	188	Rick Crowell	LB	6-2	238	5/21/77	Colorado State



# CHRIS CHAMBERS

## Wide Receiver

**5-11 · 210**  
**Born: 8/12/78**  
**College: Wisconsin '01**  
**Draft: D2, 52**

84

### COLLEGE

Four-year letterman (1997-2000) and three-year starter at Wisconsin . . . Finished second on the school's all-time record list with 127 receptions and third with 2,004 receiving yards . . . Caught at least one pass in 30 of his last 31 appearances . . . Started nine games as a senior . . . Missed the start of the season with a stress fracture in his right foot . . . Was a second-team All-Big Ten Conference selection . . . Led the team with 52 receptions for 813 yards (15.6 avg.) and five touchdowns . . . Had 11 catches for 173 yards and a 28-yard touchdown against Purdue . . . Followed that up with 11 catches for a career-high 191 yards against Iowa . . . Had eight receptions for 169 yards, including touchdowns of 27 and 30 yards, against Hawaii . . . Started ten games at split end as a junior . . . Missed two games with a broken finger . . . Led the team with 41 receptions for 578 yards (14.1 avg.) and four touchdowns . . . Was named as an honorable mention All-Big Ten selection . . . Caught a season-high nine passes for 93 yards against Michigan . . . Gained 61 yards on three catches, including a 30-yard touchdown, against Indiana . . . Picked up 73 yards on seven catches with touchdowns of 24 and 16 yards against Iowa . . . Started all 11 games at split end as a sophomore . . . Led the team with 28 receptions for 563 yards and seven scores . . . Averaged 20.1 yards per catch to lead the Big Ten Conference . . . Opened the season with three catches for 76 yards and a 60-yard touchdown against San Diego State . . . Caught three passes for 81 yards with scores of 29 and 40 yards against Nevada-Las Vegas . . . Had an 80-yard touchdown catch against Michigan . . . Played in ten games as a reserve split end as a freshman . . . Caught six passes for 50 yards (8.3 avg.) Added a 15-yard kickoff return and five punt returns for two yards . . . Also carried twice for 17 yards (8.5 avg.) . . . Majored in sociology and law . . . Second-round draft choice (52nd overall) of Miami in 2001 with a choice obtained from Indianapolis through Dallas in a draft-day trade-up with the Cowboys.

### PERSONAL

Single, resides in Madison, Wis . . . Appeared in seven games for Wisconsin's basketball team after the 1997 football season, competing at shooting guard . . . Earned All-America honors and was a two-time first-team All-State pick at Bedford (Oh.) High . . . Had a career total of 75

receptions, including 24 touchdowns . . . Was also a standout punt returner, taking one back 96 yards for a touchdown . . . Caught 26 passes for 461 yards and eight touchdowns as a senior . . . Also lettered in basketball and track . . . Named as a third-team all-state selection in basketball, averaging 22 points, six assists and six steals per game as a senior . . . Was a member of the school's track team and was the state champion in the 400-meters as a senior with a time of 47.1 . . . The Cleveland Browns were his favorite team growing up and Eric Metcalf was his favorite athlete . . . Lists "The Matrix" as his favorite movie and "Martin" as his favorite television show . . . Enjoys watching movies . . . Full name is Chris J. Chambers, born August 12, 1978, in Cleveland, Ohio.

### CHRIS CHAMBERS' COLLEGE STATISTICS


YEAR	TEAM	G-S	NO.	RECEIVING				ATT.	RUSHING			
				YDS.	AVG.	LG	TD		YDS.	LG	TD	
1997	Wisconsin	10-0	6	50	8.3	18	0	2	17	12	0	
1998	Wisconsin	13-13	28	563	20.1	80t	1	0	0	0	0	
1999	Wisconsin	11-11	41	578	14.1	40	4	0	0	0	0	
2000	Wisconsin	9-9	52	813	15.6	50	5	0	0	0	0	
<b>COLLEGE TOTALS</b>		<b>43-33</b>	<b>127</b>	<b>2004</b>	<b>15.8</b>	<b>80t</b>	<b>10</b>	<b>2</b>	<b>17</b>	<b>12</b>	<b>0</b>	

### ADDITIONAL STATS

**Kickoff Returns:** 1 for 15 yards in 1997

**Punt Returns:** 5 for 2 yards, 0.4 yards, long of 4 in 1997

**Special Teams Tackles:** 1 in 1997



# RICK CROWELL

## Linebacker

**6-2 • 238**

**Born: 5/21/77**

**College: Colorado State '01**

**Draft: D6d, 188**

55

### COLLEGE

Four-year letterman (1996-98, 2000) and three-year starter at Colorado State . . . Posted career totals of 368 tackles (234 solo), nine sacks, 30 stops for losses, and five interceptions . . . Started ten games at weakside linebacker as a senior . . . Was named as a first-team All-Mountain West Conference and the conference's Defensive Player of the Year . . . Led the conference with a career-high 125 tackles (81 solo), including a sack, seven stops for losses and a forced fumble . . . Also intercepted three passes and deflected five others . . . Registered 19 tackles and a sack against Arizona State . . . Had 19 tackles and a forced fumble against Air Force . . . Registered 15 tackles and caught a four-yard touchdown pass on a fake punt against San Diego State . . . Started five games in 1999 . . . Finished with 55 tackles (26 solo), a sack and a 54-yard interception return for a touchdown . . . Also deflected three passes and caused two fumbles . . . Was granted injury redshirt year by NCAA after suffering a season-ending rotator cuff injury in the fifth game of the season against Brigham Young . . . Started all 12 games as a junior . . . Was named as a second-team All-WAC pick . . . Ranked second on the team with 87 tackles (52 solo) and added four sacks and nine stops for losses . . . Also intercepted a pass, deflected three others, caused three fumbles and had two fumble recoveries . . . Had 13 tackles, recovered a fumble and had two sacks against Michigan State . . . Returned his first career interception 22 yards for a touchdown and posted seven tackles against Nevada-Las Vegas . . . Started all 12 games as a sophomore . . . Selected as an honorable mention All-WAC choice . . . Finished with 76 tackles (57 solo), three sacks and ten



stops for losses . . . Also caused a fumble and deflected five passes . . . Registered seven tackles, caused a fumble, batted away a pass and had a pair of stops behind the line of scrimmage against Wyoming . . . Saw action in all 12 games as a freshman . . . Played mostly on special teams . . . Recorded 25 tackles (18 solo) with a stop for a one-yard loss . . . Majored in liberal arts . . . Fourth of four sixth-round draft choices (188th overall) by Miami in 2001.

## PERSONAL

Single, resides in Chula Vista, Calif. . . . Lettered in football and baseball at Castle Park High School in Chula Vista, Calif. . . . Was a two-time All-State, All-County and All-League selection in football . . . Led the team to a 10-2 record and the sectional playoffs as a senior . . . Linebackers Lawrence Taylor and Derrick Thomas were his favorite athletes growing up . . . Lists "Gladiator" as favorite movie, "Sports Center" as favorite television show, "Along Came a Spider" as favorite book, and DMX as favorite recording artist . . . Full name is Rick James Crowell, born May 21, 1977, in Chula Vista, Calif.

## RICK CROWELL'S COLLEGE STATISTICS

YEAR	TEAM	G-S	TACK.	ASST.	TOTAL	FUM. REC.	FOR. FUM.	QB SACK	YDS LOST
1996	Colorado St.	12-0	18	7	25	0	0	0	0.0
1997	Colorado St.	12-12	57	19	76	0	1	3	22.0
1998	Colorado St.	12-12	52	35	87	2	3	4	21.0
1999	Colorado St.	5-5	26	29	55	0	2	1	3.0
2000	Colorado St.	10-10	81	44	125	0	1	1	13.0
<b>COLLEGE TOTALS</b>		<b>51-39</b>	<b>234</b>	<b>134</b>	<b>368</b>	<b>2</b>	<b>7</b>	<b>9</b>	<b>59.0</b>

## ADDITIONAL STATS

**Interceptions:** 1 for 22 yards, 1 TD in 1998; 1 for 54 yards, 1 TD in 1999; 3 for 44 yards, 14.7 avg., long of 32t, 1 TD in 2000 for total of 5 for 120 yards, 24.0 avg., long of 54t, 3 TDs

**Receiving:** 1 for 4 yards, 1 TD in 2000

**Tackles For Loss:** 1 in 1996, 10 in 1997, 11 in 1998, 1 in 1999, 7 in 2000 for total of 30

**Passes Defensed:** 1 in 1996, 5 in 1997, 3 in 1998, 3 in 1999, 5 in 2000 for total of 17

## SHAWN DRAPER

**Tight End/Tackle**

**6-3 · 280**

**Born: 7/5/79**

**College: Alabama '01**

**Draft: D5, 156**

**46**

## COLLEGE

Four-year letterman (1997-2000) and one-year starter at Alabama . . . One of the most versatile athletes to ever wear a Crimson Tide uniform . . . Began his Tide career as a tight end before moving to the defensive line as a sophomore . . . Returned to tight end the following year and closed out his career alternating between left offensive tackle and tight end . . . Appeared in ten games with eight starts as a senior . . . Began the season at tight end before shifting to left tackle in the team's second game . . . Moved back to tight end at mid-season before closing out his career alternating between the two positions . . . Graded the highest among the team's blockers with an 83.4% consistency grade . . . Caught three passes for 90 yards (30.0 avg.) and a touchdown . . . Also recorded a solo tackle . . . Had one reception for a 56-yard touchdown against Central Florida . . . Played in the Blue-Gray Game following the season

... Played in 12 games with two starts as a junior ... Earned the "Billy Neighbors Most Improved Defensive Lineman Award" in preseason drills ... Began the year as a defensive end before being moved to tight end to improve the depth at that position ... Did not catch any passes ... Recorded five tackles with an assisted sack, a stop behind the line of scrimmage and a quarterback pressure ... Played in 11 games with one start as a sophomore ... Earned the "Dwight Stephenson Most Valuable Lineman" award ... Recorded seven tackles (three solo) with a stop for a loss ... Made first start at right end vs. Southern Mississippi and posted two tackles ... Played in all 11 games as a freshman tight end ... Majored in special education ... Fifth-round draft choice (156th overall) of Miami in 2001.

## PERSONAL

Single, resides in Huntsville, Ala ... Has a daughter, Madison Dawn (10/17/00) ... Was an honorable mention All-State Class 6A at Butler High School in Huntsville, Ala ... Performed as a linebacker and tight end ... Had 10 touchdowns with 500 yards receiving and 66 tackles as a junior ... Recorded 108 tackles and caught 18 passes as a senior ... Earned team Defensive Player of the Year accolades ... Was also captain of the basketball team as a senior and earned all-city honors as a junior and senior ... Enjoys fishing and playing basketball ... The Atlanta Braves were his favorite team growing up ... Lists "Friday" as favorite movie, "Martin" as favorite television show, and DMX as favorite recording artist ... Full name is Shawn Kelvin Draper, born July 5, 1979, in Huntsville, Ala.

## SHAWN DRAPER'S COLLEGE STATISTICS

YEAR	TEAM	G-S	TACK.	ASST.	TOTAL	FUM. REC.	FOR. FUM.	QB SACK	YDS LOST
1997	Alabama	11-0	0	0	0	0	0	0	0.0
1998	Alabama	11-1	3	4	7	0	0	0	0.0
1999	Alabama	12-2	1	4	5	0	0	½	3.0
2000	Alabama	10-8	1	0	1	0	0	0	0.0
COLLEGE TOTALS		44-11	5	8	13	0	0	½	3.0

## ADDITIONAL STATS

**Tackles For Loss:** 1 in 1998, 1 in 1999 for total of 2

**Receiving:** 3 for 90 yards, 30.0 avg., long of 56t, 1 TD in 2000

# JAMAR FLETCHER

**Cornerback**

**5-9 · 184**

**Born: 8/28/79**

**College: Wisconsin '02**

**Draft: D1, 26**

**24**

## COLLEGE

Three-year starter (1998-2000) at Wisconsin ... Finished his career with 130 tackles (106 solos) and school career-records of 21 interceptions and 459 return yards ... His 459 return yards topped the all-time Big Ten Conference record of 431 yards, set by former Dolphin Tom Curtis of Michigan ... Set a Badgers career-record with 57 pass deflections, surpassing the old mark of 41 by former Dolphin Troy Vincent (1988-91) ... Was the only player in Big Ten history to lead the conference in interceptions three straight years ... His five interception returns for touchdowns established school and conference records ... In 32 games for the Badgers, he never allowed an opponent to catch a touchdown pass ... Started ten games at left cornerback as a junior ... Won the Jim Thorpe Award, given to the top defensive back in



the nation . . . Was a consensus first-team All-America and unanimous first-team All-Big Ten Conference selection . . . Named as the Big Ten's Defensive Player of the Year . . . Recorded 34 tackles (29 solos) and seven interceptions for 179 yards . . . Did not allow a reception in four games . . . Had three interceptions and five pass deflections against Oregon . . . Started 12 games as a sophomore . . . Named as a first-team All-America selection and was the only sophomore to earn consensus first-team All-Big Ten honors . . . Recorded 54 tackles (40 solos), three tackles for losses, 17 pass deflections and seven interceptions for 135 yards . . . In a poll conducted by The Sporting News (nearly 75,000 fans), finished second in voting for National Defensive Player of the Year honors . . . Named Big Ten Defensive Player of the Week against Purdue with six tackles and a pair of interceptions from quarterback Drew Brees, including one that was returned 52 yards for a game-winning touchdown late in the fourth quarter of a 31-24 victory . . . Started ten games as a redshirt freshman . . . Named as a freshman All-America selection and a first-team All-Big Ten Conference choice . . . Recorded 42 tackles (37 solos) and led the team with 19 pass deflections and seven interceptions for 145 yards and a conference-record three returns for touchdown . . . Led the nation in interceptions (.67 per game) and returned three of his seven interceptions for touchdowns to set a Big Ten single-season record . . . Recovered a fumble, returned an interception 22 yards for a touchdown and had five tackles against Illinois . . . Gave the Badgers a 38-31 victory with a game-winning 46-yard interception return for a touchdown in the fourth quarter against UCLA in the Rose Bowl . . . Redshirted as a freshman . . . Majored in behavioral science and law . . . First-Round draft choice (26th overall) of Miami in 2001.

## PERSONAL

Resides in St. Louis, Mo . . . Was an All-America selection as a defensive back at Hazelwood East High in St. Louis . . . Recorded 12 career interceptions, including seven during his senior campaign . . . Also had 26 career rushing touchdowns and scored six times on punt returns, once on a fumble return and twice on kickoff returns . . . Was a three-year captain and team MVP as a senior . . . As a quarterback, he passed for 1,528 yards and 15 touchdowns in his final year and had 13 touchdowns rushing and five scores on kickoff returns . . . Growing up, was a fan of the 1985 Bears team and Jim Thorpe and Deion Sanders were his favorite athletes . . . Lists "Which Way is Up?" as favorite movie . . . Full name is Jamar Mondell Fletcher, born August 28, 1979, in St. Louis, Mo.

## JAMAR FLETCHER'S COLLEGE STATISTICS

YEAR	TEAM	G-S	TACK.	ASST.	TOTAL	FUM. REC.	INT.	YDS.	LG	TD
1997	Wisconsin									
1998	Wisconsin	10-10	37	5	42	1	7	145	52t	3
1999	Wisconsin	12-12	40	14	54	0	7	135	93t	2
2000	Wisconsin	10-10	29	5	34	0	7	179	87	0
COLLEGE TOTALS		32-32	106	24	130	1	21	459	93t	5

## ADDITIONAL STATS

**Tackles For Loss:** 1 in 1998, 3 in 1999 for total of 4

**Passes Defensed:** 19 in 1988, 17 in 1999, 21 in 2000 for total of 57



## DOLPHIN FACT

Since the 1970 merger of the American and National Football Leagues, Miami is the only NFL team to twice open up a season with 10 or more consecutive wins. The Dolphins did it in 1972 (14 wins) and 1984 (11 wins), while five other teams have accomplished a 10 or more game season opening winning streak on one occasion — Minnesota in 1975 (10 wins), Chicago in 1985 (13 wins), N.Y. Giants in 1990 (10 wins), San Francisco in 1990 (10 wins), Washington (11 games) in 1991 and Denver (13 games) in 1998.

# MORLON GREENWOOD

Linebacker

52



6-0 · 242

Born: 7/17/78

College: Syracuse '01

Draft: D3b, 88

## COLLEGE

Four-year starter (1997-2000) at Syracuse ... Ranks tenth on the school's career tackle list with 198 solo tackles ... Started 11 games as a senior at strongside linebacker ... Was a first-team All-Big East Conference choice ... Finished second on the team with a career-high 98 tackles (54 solos), including six stops for losses ... Also deflected seven passes and was credited with six quarterback pressures ... Had 11 tackles against Brigham Young ... Posted 11 tackles and pressured quarterback Michael Vick, causing an interception, against Virginia Tech ... Recorded 12 tackles against Miami (Fla.) ... Registered a career-high 15 tackles, deflected a pass and had a pressure against Rutgers ... Played in the Blue-Gray Game and Senior Bowl following the season ... Started 11 games as a junior ... Named as a first-team All-Big East Conference selection ... Ranked third on team with 91 tackles (64 solos), including a sack and four stops for losses ... Registered a season-high 13 tackles with three stops behind the line of scrimmage and also had two pressures that resulted in interceptions against Tulane ... Collected 11 tackles and a sack against Michigan ... Started 11 games as a sophomore ... Recorded 55 tackles (40 solos) with two sacks and seven stops for losses ... Had five tackles and a forced fumble against North Carolina State ... Caused a fumble and added nine tackles against Pittsburgh ... Started 12 games as a redshirt freshman ... Named as a second-team Freshman All-American by The Sporting News ... Posted 64 tackles (40 solos) with two sacks and a quarterback pressure ... Had ten tackles against Oklahoma ... Redshirted as a freshman ... Holds a B.S. in health and exercise science ... Second of two third-round draft choices (88th overall) of Miami in 2001 with a choice obtained from Philadelphia in a draft-day trade.

## PERSONAL

Single, resides in Freeport, N.Y. ... Also played soccer in college at Syracuse ... Earned Super Prep All-Northeast selection, and All-County and All-State honors at Freeport (N.Y.) High School ... Served as a team captain and MVP as a senior ... Also lettered in wrestling and track and field ... Was an Empire State Games championship wrestler ... Has seven brothers and four sisters ... Enjoys song writing ... Growing up, Michael Jordan was his favorite athlete ... Lists "Coming to America" as favorite movie, "Animal Planet" as favorite television show and Bob Marley as favorite recording artist ... Full name is Morlon O'Neil Greenwood, born July 17, 1978, in Jamaica, West Indies.

## MORLON GREENWOOD'S COLLEGE STATISTICS

YEAR	TEAM	G-S	TACK.	ASST.	TOTAL	FUM. REC.	FOR. FUM.	QB SACK	YDS LOST
1996	Syracuse				RESHIRTED				
1997	Syracuse	12-12	40	24	64	0	0	2	9.0
1998	Syracuse	11-11	40	15	55	0	2	3	22.0
1999	Syracuse	11-11	64	27	91	0	0	1	1.0
2000	Syracuse	11-11	54	44	98	0	0	0	0.0
COLLEGE TOTALS		45-45	198	110	308	0	2	6	32.0

## ADDITIONAL STATS

**Passes Defensed:** 2 in 1998, 1 in 1999, 7 in 2000 for total of 10

**Tackles For Loss:** 4 in 1997, 7 in 1998, 4 in 1999, 6 in 2000 for total of 21

**Quarterback Pressures:** 1 in 1997, 8 in 1998, 4 in 1999, 7 in 2000 for total of 20





# JOSH HEUPEL

## Quarterback

**6-1 · 215**  
**Born: 3/22/78**  
**College: Oklahoma '01**  
**Draft: D6b, 177**

14

### COLLEGE

**2000** – Two-year starter at Oklahoma (1999-2000) . . . Began his career at Weber State, before transferring to Snow Junior College as a sophomore . . . Compiled a 19-4 record in regular season action and guided Oklahoma to national title as a senior . . . Finished his career with 590 completions of 933 passes (63.2-percent) for 6,852 yards with 50 touchdowns and 29 interceptions . . . Set school records for career completions, attempts and touchdown passes . . . Was a consensus first-team All-American, All-Big 12 Conference selection and runner-up for the Heisman Trophy as a senior . . . Named as The Sporting News, CBS Sports and Associated Press Player of the Year . . . Earned the Walter Camp Foundation National Player of the Year Award . . . Led the nation in passing percentage (65.8) as he completed 280 of 433 passes for 3,392 yards with 20 touchdowns and 14 interceptions . . . Added 144 yards and seven scores on 70 carries . . . Averaged 294.7 yards per game in total offense . . . Completed 29 of 37 passes (career-best 78.4-percent) for 374 yards and a pair of touchdowns, including a 74-yarder, against Kansas State . . . Hit on 24 of 44 throws for 220 yards and two touchdowns in the Big 12 Championship game against Kansas State . . . Led the Sooners to the national championship by completing 25 of 39 passes for 214 yards and gaining 23 yards on 13 carries in win over Florida State in the Orange Bowl game.

**1999** – Started 11 games as a junior . . . Registered one of the best passing performances in Sooners history as he set school and conference season-records with 310 pass completions on 500 attempts (62.0-percent) for 3,460 yards, 30 touchdowns and 3,362 yards in total offense . . . His average of 314.5 yards passing, 28.2 completions and 45.4 pass attempts per game also set school and conference marks . . . Set additional Oklahoma and Big 12 season-records with seven 300-yard performances, 16 touchdown passes in a four-game span, 13 scoring throws in a three-game span and eight straight games with at least one touchdown pass . . . Added five touchdown runs on 47 carries . . . Named Big 12 Conference Newcomer of the Year . . . In his first game for the Sooners, he set school and conference single-game records with five touchdown throws, finishing with 341 passing yards on 31 of 40 attempts against Indiana State . . . Passed for 372 yards on 31 of 50 attempts and scored three rushing touchdowns against Texas A&M . . . Completed 39 of 53 passes for 390 yards and three touchdowns, all school bowl-game records, against Mississippi in the Independence Bowl.

**1996-98** – Had a banner sophomore campaign at Snow (Ut.) Junior College, earning NJCCA All-America first-team honors . . . Completed 153 of 258 passes (59.3-percent) for 2,308 yards and 28 touchdowns in ten games . . . Those figures were compiled while playing in only the first half of each of those ten contests . . . His passing yards ranked second in the nation . . . Helped the team compile an 8-2 record and a fifth-place ranking in the national polls . . . Appeared in four games as a reserve quarterback at Weber State University as a redshirt freshman in 1997 . . . Completed 40 of 82 passes (48.8-percent) for 461 yards and a touchdown . . . Redshirted as a freshman at Weber State . . . Majored in marketing . . . Second of four sixth-round draft choices (177th overall) of Miami with a choice obtained from Washington in a 1999 trade for DT Barron Tanner.

### PERSONAL

Single, resides in Aberdeen, S.D. . . . Named as the 1995 South Dakota Prep Player of the Year at Aberdeen (S.D.) Central High School . . . Completed 160 of 254 passes for 2,471 yards and 20 touchdowns that year . . . Gained 5,676 yards with 35 scores during his three-year career

... Also lettered in basketball ... Has done charity work with the #14 Foundation, the Fellowship of Christian Athletes and spent time working with kids with cancer ... Co-authored book "The Road to Glory" with Bob Schaller ... Lists "Braveheart" as favorite movie, and Bob Marley as favorite recording artist ... Last name is pronounced HYPE-pull ... Full name is Josh K., Heupel, born March 22, 1978, in Aberdeen, S.D.

### JOSH HEUPEL'S COLLEGE STATISTICS

YEAR	TEAM	G-S	ATT.	COMP.	YDS.	PCT.	TD	INT.	LG
1996	Weber State				REDSHIRTED				
1997	Weber State	4-0	82	40	461	48.8	1	2	34
1999	Oklahoma	10-10	500	310	3460	62.0	30	15	73t
2000	Oklahoma	12-12	433	280	3392	64.7	20	14	74t
<b>COLLEGE TOTALS</b>		<b>26-22</b>	<b>1015</b>	<b>630</b>	<b>7313</b>	<b>62.1</b>	<b>51</b>	<b>31</b>	<b>74t</b>

### ADDITIONAL STATS

**Rushing:** (Weber State) 10 for -1 yards, -0.1 avg., long of 6 in 1997; (Oklahoma) 47 for -98 yards, -2.1 avg., long of 18, 5 TDs; 70 for 144 yards, 2.1 avg., long of 21, 7 TDs for total of 127 for 45 yards, 0.4 avg., long of 21, 12 TDs



# OTIS LEVERETTE

## Defensive End

**6-6 · 275**

**Born: 5/31/78**

**College: Alabama-Birmingham '01**

**Draft: D6c, 187**

96

### COLLEGE

Two-year letterman (1999-2000) at Alabama-Birmingham ... Transferred from Middle Georgia Junior College ... Finished career with 56 tackles (24 solo), with 3.5 sacks and 15 tackles for loss ... Started all 11 games as a senior ... Finished season with 42 tackles (20 solo) with 13 tackles for loss, 3.5 sacks, two fumble recoveries and a forced fumble ... Added four passes defended and 10 quarterback hurries ... Played in the Blue-Gray Game following the season ... Played in all 11 games as a junior ... Finished with 14 tackles (four solo) and two tackles for loss ... Blocked a field goal at Cincinnati ... Was a two-year starter at Middle Georgia College ... Saw sophomore season limited to just five games due to a shoulder separation ... Missed the first six games of the season before returning to start the final five games ... Finished with 78 tackles (38 solo) and nine sacks ... Earned Junior College All-America honors ... Had 33 tackles (24 solo) as a freshman ... Holds B.S. in sociology ... Third of four sixth-round draft choices (187th overall) of Miami in 2001 with a choice obtained from Philadelphia in a draft-day trade.

### PERSONAL

Married to Nekeshia, couple resides in Americus, Ga ... Wife is a UAB track and field star and U.S. Olympic qualifier in the 100-meter hurdles ... Lettered in football, baseball, basketball and track and field at Americus (Ga.) High School, the same school that produced Dolphins offensive coordinator Chan Gailey, Falcons' Head Coach Dan Reeves and Jets safety Victor Green ... Growing up, the Pittsburgh Steelers was his favorite sports team ... Lists "Malcom X" as favorite movie, Kilo as favorite musical group and enjoys watching The History Channel ... Full name is Otis Catrell Leverette, born May 31, 1978, in Americus, Ga.



## OTIS LEVERETTE'S COLLEGE STATISTICS

YEAR	TEAM	G-S	TACK.	ASST.	TOTAL	FUM. REC.	FOR. FUM.	QB SACK	YDS LOST
1999	Alabama-Birm.	11-4	4	10	14	0	0	0	0.0
2000	Alabama-Birm.	11-11	20	22	42	2	1	3½	19.0
<b>COLLEGE TOTALS</b>		<b>22-15</b>	<b>24</b>	<b>32</b>	<b>56</b>	<b>2</b>	<b>1</b>	<b>3½</b>	<b>19.0</b>

### ADDITIONAL STATS

**Tackles For Loss:** 2 in 1999, 13 in 2000 for total of 15

**Blocked Kicks:** 1 field goal in 1999

**Passes Defensed:** 4 in 2000



# TRAVIS MINOR

## Running Back

**5-10 • 201**

**Born: 6/30/79**

**College: Florida State '01**

**Draft: D3a, 85**

34

### COLLEGE

Four-year letterman (1997-2000) and three-year starter at Florida State ... Finished his career as the school's third all-time leading rusher with 3,218 rushing yards with 28 touchdowns on 664 carries (4.8 avg.) ... Also hauled in 106 passes for 831 yards (7.8 avg.) ... Started all 11 games as a senior ... Named as a second-team All-Atlantic Coast Conference selection ... Led the team in rushing for the fourth consecutive year as he carried 181 times for a career-high 923 yards (5.1 avg.) and five touchdowns ... Also ranked second on the squad with 42 receptions for 333 yards (7.9 avg.) ... Added 85 yards on four kickoff returns (21.2 avg.) ... Averaged 111.8 all-purpose yards per game ... Had seven receptions for 89 yards and rushed 16 times for 41 yards against Georgia Tech ... Amassed 120 yards on 20 carries, including a five-yard touchdown, and caught five passes for 45 yards against Louisville ... Carried 24 times for 123 yards and a pair of two-yard touchdown runs against North Carolina State ... Played in the Senior Bowl following the season ... Started all 11 games as a junior ... Named as a second-team All-ACC selection ... Led the team with 180 carries for 815 yards (4.5 avg.) and seven touchdowns ... Also caught 16 passes for 102 yards (6.4 avg.) ... Totaled 122 yards on 22 tries with a 17-yard score against Georgia Tech ... Gained a season-high 146 yards on 25 carries with a two-yard go-ahead touchdown and made three catches for 21 yards in a 31-21 victory over Miami (Fla.) ... Ran for 35 yards on nine carries and gained 23 yards on a pair of catches as the Seminoles won the National Championship against Virginia Tech in the Sugar Bowl ... Played in ten games with eight starts as a sophomore ... Named as a first-team All-ACC selection ... Led the team with 191 carries for 857 yards (4.5 avg.) and seven touchdowns ... Was fourth on the squad with 21 receptions for 189 yards (9.0 avg.) and a score ... Also attempted a pass ... Opened season with 146 yards on 34 carries with a three-yard touchdown and made three catches for 11 yards against Texas A&M ... Gained 130 yards with a one-yard score on 28 attempts against Virginia ... Amassed 127 yards on 30 carries against Florida ... Played in 11 games with three starts as a freshman ... Named ACC Rookie of the Year and was a second-team All-ACC choice ... Led the team with 112 carries for 623 yards (5.6 avg.) and nine touchdowns ... Caught 27 passes for 207 yards (7.7 avg.) and a pair of scores ... Scored the initial touchdowns of his career on runs of one and five yards against Miami ... Carried 17 times for 155 yards and a pair of touchdowns, including an 87-yarder, and hauled in six passes for 72 yards and a 42-yard score against Virginia ... Rushed for 142 yards and an 18-yard touchdown on 21

attempts and had five receptions for 33 yards against Florida . . . Majored in sports management . . . First of two third-round draft choices (85th overall) of Miami in 2001.

## PERSONAL

Single, resides in Baton Rouge, La. . . Lettered in football and track at Catholic High School in Baton Rouge, La. . . His three-year prep totals included 4,706 yards rushing and 52 touchdowns . . . Also totaled 62 receptions in his career for 1,344 yards and 20 scores . . . Rushed for 2,649 yards and 33 touchdowns and 25 passes for 598 yards and 10 scores as a senior . . . Was named USA Today's Offensive Player of the Year . . . Attended the same high school as FSU's all-time leading rusher and current Tampa Bay Buccaneer Warrick Dunn . . . Wore Dunn's jersey number 28 in high school but switched to number 23 at Florida State to make his own name for himself . . . Enjoys traveling and spending time in the outdoors . . . Growing up, Walter Payton was his favorite athlete . . . Lists "Gladiator" as favorite movie and "The Sopranos" as favorite television show . . . Full name is Travis D. Minor, born June 30, 1979, in New Orleans, La.

## TRAVIS MINOR'S COLLEGE STATISTICS

YEAR	TEAM	G-S	NO.	RUSHING				RECEIVING			
				YDS.	AVG.	LG	TD	ATT.	YDS.	LG	TD
1997	Florida State	11-3	112	623	5.6	87t	9	27	207	42	2
1998	Florida State	10-8	191	857	4.5	38	7	21	189	31	1
1999	Florida State	11-11	180	815	4.5	66t	7	16	102	16	0
2000	Florida State	11-11	181	923	5.1	67	5	42	333	23	0
<b>COLLEGE TOTALS</b>		<b>43-33</b>	<b>664</b>	<b>3218</b>	<b>4.8</b>	<b>87t</b>	<b>28</b>	<b>106</b>	<b>831</b>	<b>42</b>	<b>3</b>

## ADDITIONAL STATS

**Kickoff Returns:** 4 for 85 yards, 21.2 avg., long of 27 in 2000

**Passing:** 1 attempt in 1998



# BRANDON WINEY

## Tackle

**6-7 · 315**  
**Born: 1/27/78**  
**College: Louisiana State '01**  
**Draft: D6a, 164**  
**Signed Through: 2003**

72

## COLLEGE

Signed a three-year contract with the Dolphins on June 15, 2001 . . . Four-year letterman (1997-00) and three-year starter at Louisiana State . . . Started at both right and left tackle during collegiate career . . . Started 28 games over his final three seasons . . . Did not allow a quarterback sack in his last six contests . . . Started nine games as a senior . . . Named as a third-team All-America selection and a second-team All-Southeastern Conference choice . . . Started at left tackle vs. Auburn, Alabama-Birmingham, Tennessee, and Florida before shifting back to right tackle for the final five contests . . . Played a major role as the offense averaged 376.4 yards per game . . . Played in 11 games with nine starts as a junior . . . Started the first four games and final five contests at right offensive tackle . . . Registered 49 knockdowns for an offense that totaled 3,319 yards, an average of 301.7 yards per game . . . Played in all 11 games with ten starts as a sophomore . . . Started the first four and final six contests at right offensive tackle . . . Also performed on the field goal and placement units . . . Credited with 46



knockdowns, helping the offense average 219.7 yards per game passing . . . Also recorded a solo tackle . . . Saw reserve action in two games at offensive tackle as a redshirt freshman . . . Granted a medical redshirt as a true freshman . . . Majored in business . . . First of four sixth-round draft choices (164th overall) of Miami in 2001, with a choice obtained from San Diego in a 2000 trade for wide receiver Nate Jacquet.

## PERSONAL

Single, resides in Lake Charles, La . . . Was a three-year starter at tight end and defensive end for Washington-Marion High School in Lake Charles, La . . . Caught five passes for 77 yards and made 49 tackles, including 23 solo stops, a sack, a fumble recovery and three pass deflections as a senior . . . Enjoys swimming . . . Growing up, his favorite sports team was the Chicago Bears and favorite athlete was Michael Jordan . . . Lists "New Jack City" as favorite movie, "Martin" as favorite television show, "Lord of the Flies" as favorite book and ESG as favorite musical group . . . Full name is Brandon Joseph Winey, born January 27, 1978, in Lake Charles, La.

## BRANDON WINEY'S COLLEGE STATISTICS

**GAMES/STARTS:** 1996: Redshirted, 1997: 2/0, 1998: 11/10, 1999: 11/9, 2000: 9/9  
**COLLEGE TOTALS:** 33/28

## ADDITIONAL STATS

**Tackles:** 1 in 1998

# FREE AGENTS

**G-BEN ADAMS (6-5, 315, 12/27/75, Texas):** Went to training camp with the Dolphins last year . . . Was waived on August 27 and signed to the practice squad on August 29 where he spent the entire season . . . Went to camp with Tennessee as an undrafted rookie free agent in 1999 . . . Was waived by the Titans on September 3 . . . Signed with the Dolphins to the practice squad on October 27, where he spent each of his final ten regular season games and both playoff contests . . . Played with the Rhein Fire in the spring of 2000 . . . Started all 11 games at left guard and helped the team to a victory in the World Bowl . . . Team led the league in total offense with an average of 333.8 yards per game, and was second in rushing with an average of 100.2 yards per contest . . . Club also allowed a league-low 23 sacks . . . Was a three-year starter at Texas (1996-98), opening at right guard as a junior and senior and at left guard his sophomore season . . . Was a first-team All-America and first-team All-Big 12 selection as a senior when he was part of a line that helped pave the way for Ricky Williams to win the Heisman Trophy . . . Redshirted as a true freshman in 1994 . . . Majored in history . . . Was the league MVP at La Mirada (Calif.) High School where he also lettered in basketball . . . Born December 27, 1975.

**WR-BRIAN ALFORD (6-1, 185, 6/7/75, Purdue):** Signed by Miami on January 11, 2001 . . . Spent a total of 12 regular season games and both playoff contests on the Dolphins' practice squad in 2000 . . . Was waived by the Giants on August 27, 2000 . . . Originally signed with the Dolphins on September 12 prior to being released on October 4 . . . Was re-signed on October 10 . . . Was released on December 6 and re-signed on December 13 . . . Was with the Giants in both 1998 and 1999, and appeared in a total of four games during that time . . . In two games in '99, had one reception for seven yards . . . Played in two contests in '98 and caught one pass for 11 yards . . . Was a third-round draft choice of the New York Giants in 1998 (70th overall) . . . Was a four-year letterman at Purdue (1994-97) . . . Caught 164 passes for 3,029 yards with 31 touchdowns in his collegiate career . . . His reception total is third-most in school history while his yardage and touchdown figures both are Boilermaker career records . . . Was an all-state selection as a senior at Oak Park (Mich.) High School . . . Also lettered in track where he competed in the 200 meters . . . Married to Camilla with a daughter (Tyler) and a son (Joshua) . . . Full name is Brian Wayne Alford, born on June 7, 1975.

**WR-RONNIE ANDERSON (6-0, 198, 2/27/74, Allegheny, Pa., College):** Signed with the Dolphins as a free agent on April 11, 2001 . . . Participated in four games with the Arizona Cardinals in 1998, primarily in a reserve role, and was inactive for ten contests . . . Was waived/injured by the Cardinals on August 19 and was placed on injured reserve the following day before being waived on September 9 . . . Originally went to training camp with Green Bay as

an undrafted rookie free agent in 1997 . . . Was waived by the Packers prior to the regular season . . . Was signed to Pittsburgh's practice squad on August 26 before being released on September 2 . . . Was signed to Green Bay's practice squad on October 7 and remained there until being activated to the 53-man roster on January 23, 1998, the week prior to Super Bowl XXXII against Denver . . . Was inactive for that game . . . Was waived by the Packers on August 31, 1998 and then claimed by Arizona . . . Was a three-year letterman and starter at Allegheny (Pa.) College (1994-96) . . . Finished his career as the school's all-time leader in receptions (125), receiving yards (1,783) and touchdowns (18) . . . Helped the school to a record of 29-2 in his three seasons, including two conference titles and two NCAA Division II playoff berths . . . Also lettered on the school's track team where he competed in the 100-, 200- and 400-meter dashes, in addition to the relays and the long jump . . . Earned two degrees, one in English and the other in history . . . Earned all-state honors in both football and basketball at University School in Hunting Valley, Ohio . . . Was named the school's "Athlete of the Year" in both his junior and senior seasons . . . Also lettered in track . . . Hobbies include writing poetry, reading and playing Sega . . . Full name is Ronnie Derrel Anderson, born February 27, 1974 in Cleveland, Ohio.

**C-TROY ANDREW (6-4, 305, 12/12/77, Duke):** Signed with the Dolphins as an undrafted rookie free agent on April 26, 2001 . . . Started at center in all of Duke's 33 games over his final three seasons . . . In his four-year career with the Blue Devils (1997-00), appeared in 37 contests with 33 starts . . . Redshirted in 1996 . . . Holds B.S. in sociology . . . Single, resides in Spring, Texas . . . Was a first-team All-Greater Houston choice as a senior at Klein (Texas) High School . . . Also lettered as a center on the basketball team while performing in the shot put on the track squad . . . Did Methodist missionary work in high school . . . Spent the summer of 2000 working for the Durham (N.C.) County Sheriff's Department . . . Enjoys reading and four wheeling . . . Lists "Die Hard" as favorite movie, "The West Wing" as favorite television show, "Hell's Angels" by Hunter S. Thompson as favorite book and Tim McGraw as favorite recording artist . . . Full name is Troy Warden Andrew, born December 12, 1977 in Tamuning, Guam.

**WR-ROBERT BAKER (5-11, 198, 5/14/76, Auburn):** Signed with the Dolphins as a free agent on April 11, 2001 . . . Has gone to training camp with the Dolphins in both 1999 and 2000 . . . Caught one pass for six yards, fielded two punts for a 10.5-yard average and returned two kickoffs for a 28.0-yard average in the 2000 preseason . . . Was released by the team on August 27, 2000 . . . Was signed to the practice squad on August 30, and spent each of the first two games of the year there before being released on September 12 . . . Was not selected in the NFL Supplemental Draft on July 8, 1999 . . . Signed with Miami as a free agent on July 13 . . . Played in each of the first two preseason games in 1999 . . . Returned two punts for an 11.0-yard average and two kickoffs for an 18.5-yard average . . . Underwent surgery on August 23 to repair a torn anterior cruciate ligament and a torn lateral meniscus in his right knee, as well an arthroscopic debridement in his left knee . . . Those injuries were sustained in the second preseason game, on August 21 at San Diego . . . The surgery was performed by Dr. George Caldwell and Dr. John Uribe at HealthSouth Doctor's Hospital in Coral Gables . . . Was placed on injured reserve on August 31 . . . Lettered two years (1995-96) at Auburn . . . In two seasons with the Tigers, played in 22 games with 11 starts . . . Caught 62 passes for 896 yards with a long of 67 and seven touchdowns . . . Also returned 48 punts for a 9.7-yard average, including a touchdown, while fielding 46 kickoffs for a 21.3-yard average . . . Was academically ineligible in 1997, was not enrolled in school in 1998 . . . Had a career-best 34 catches for 526 yards and five touchdowns in 1996 when he led the team with 1,174 all-purpose yards . . . As a sophomore, returned a punt 79 yards for a touchdown against South Carolina . . . Totaled 28 receptions for 370 yards in his freshman season of 1995 . . . Also returned 25 punts for a 9.3-yard average and 25 kickoffs for a 21.0-yard average that year and was a Freshman All-SEC selection as a kick returner . . . Majored in liberal arts . . . Attended P.K. Yonge High School in Gainesville, Fla . . . Was a receiver as a junior before being switched to tailback for his senior season . . . Full name is Robert Cedrick Baker III, born March 14, 1976.

**DE RAMEEL CONNOR (6-3, 280, 6/26/77, Illinois):** Originally signed with the Dolphins as an undrafted rookie free agent on April 27, 2000 . . . Was released on August 26 . . . Re-signed on February 7, 2001 . . . Played with Barcelona of NFL Europe this past spring . . . Started all ten games at left defensive end . . . Recorded 21 tackles, four sacks, one fumble recovery and four passes defended in helping the Dragons to a World Bowl berth . . . Was a three-year letterman (1996, 1998-99) and three-year starter at defensive end at for the Fighting Illini . . . Started all 35 games in which he played during his career . . . Finished with 115 total tackles, including 21 for loss, and nine sacks . . . Started each of his team's 23 contests over his final two years, including all 12 in his senior season of 1999 when he was an honorable mention All-Big Ten Conference selection as he posted 43 tackles and 4.5 sacks . . . After starting all 11 games in his redshirt freshman season of 1996, sustained a torn anterior cruciate ligament in his knee in the 1997 season-opener against Southern Mississippi . . . Underwent reconstructive surgery and missed the remainder of the year . . . Majored in sociology . . . Has a son, Justin R. (10/30/97) . . . Was



an all-state choice as a linebacker at Proviso West High School in Hillside, Ill. . . . Was a high school teammate of Dallas Cowboys tackle Flozell Adams . . . Played offensive tackle in addition to defense in high school . . . Also lettered in basketball and baseball . . . Hobbies include reading, collecting DVD movies and baseball cards . . . Has done charity work with a youth detention center in Champaign, Ill. . . . Lists "Scarface" as favorite movie, "Martin" as favorite television show, The Bible as favorite book, The Isley Brothers as favorite recording artists, Michael Jordan as favorite athlete and the Miami Dolphins as favorite team growing up . . . Full name is Rameel M. Connor, born June 26, 1977, in Chicago, Ill.

**DE-DEVON FINN (6-5, 280, 5/6/78, Illinois State):** Signed with the Dolphins as an undrafted rookie free agent on April 26, 2001 . . . Was a four-year letterman for the Redbirds (1997-00), starting each of his final three seasons . . . Finished his career with 151 total tackles and 13.5 sacks . . . Started all 11 games as a senior and collected a career-best 45 tackles . . . Matched a career-high with four sacks . . . Majored in social work . . . Single, resides in Wheaton, Ill. . . . Prepped at Wheaton (Ill.) Warrenville South High School and was an all-state selection his senior season . . . Enjoys reading and traveling . . . Growing up, his favorite team was the Chicago Bears and Derrick Thomas was his favorite athlete . . . Lists "One Flew Over the Cuckoo's Nest" as favorite book and R. Kelly and Young Blood as favorite recording artists . . . Full name is Devon Christopher Finn, born May 6, 1978, in Winfield, Ill.

**S-SHAWN FORTE (6-1, 204, 1/20/77, Maryland):** Signed with the Dolphins as an undrafted rookie free agent on April 26, 2001 . . . Started each of his final three seasons (1998-00) for the Terrapins, playing both safety spots . . . Opened 29 of the 30 contests in which he appeared . . . Concluded his career with 193 tackles and nine interceptions . . . Registered a career-high 82 tackles as well as a team-high four interceptions as a senior . . . Amassed 114 interception return yards, including one for a touchdown in 2000 . . . Played in the Hula Bowl following the season . . . Originally entered school as a running back, but was switched to defensive back in 1997 . . . Missed the entire '97 season because of a broken leg sustained in spring drills . . . Redshirted in 1996 . . . Majored in American studies . . . Single, resides in Poughkeepsie, N.Y. . . . Was an all-state quarterback at Poughkeepsie (N.Y.) High School, where he also lettered in basketball and track . . . Enjoys playing video games . . . Growing up, the San Francisco 49ers was his favorite sports team and Lewis Sanders was his favorite athlete . . . Lists "Big Trouble in Little China" as favorite movie, "Martin" as favorite television show and Hyndy as favorite musical group . . . Full name is Shawn A. Forte, born January 20, 1977, in Poughkeepsie, N.Y.

**WR-DAVID FOYE (6-1, 205, 6/24/78, Marshall):** Signed with the Dolphins as an undrafted rookie free agent on April 26, 2001 . . . In 34 career games over four seasons (1997-00), caught 91 passes for 1,060 yards and nine touchdowns . . . Had a career-high 47 receptions and 475 receiving yards and added three touchdowns as a senior in 2000 . . . Caught a career-best five touchdowns as a junior in 1999 on 33 receptions for 433 yards . . . Holds B.A. in criminal justice with an emphasis on legal studies . . . Lettered in football and track at Capital High School in Charleston, W.V. . . . Enjoys drawing . . . Spent time visiting sick children in hospitals and participating in football camps while in college . . . Growing up, his favorite sports team was the Miami Dolphins and Michael Jordan was his favorite athlete . . . Lists "The Nutty Professor" as favorite movie, "Cosby" as favorite television show, "Michael Jordan" as favorite book and R. Kelly as favorite recording artist . . . Full name is David Burton Foye, born June 24, 1978, in Charleston, W.V.

**LB-AARON GATTEN (6-1, 227, 2/23/78, Penn State):** Signed with the Dolphins as an undrafted rookie free agent on April 26, 2001 . . . Lettered four years for the Nittany Lions (1996-98, 2000) . . . Elected to redshirt in 1999 . . . Recorded 93 tackles, including 14 for loss, and four sacks in his career . . . Appeared in all 12 games as a senior in 2000, starting one of them . . . Registered career-best numbers of 51 tackles, eight stops for loss and two sacks . . . Was an Academic All-Big 10 choice as a junior in 1998 . . . Holds B.S. in kinesiology . . . Single, resides in Washington, Pa. . . . Attended Washington (Pa.) High School where he rushed for 3,245 yards and 46 touchdowns in his career . . . Also played safety and was named the Pittsburgh Post-Gazette's Athlete of the Year following his senior year of 1995 . . . Also lettered in track & field and wrestling . . . In track, was the 1995 state champion in the 100- and 200-meters . . . Was a two-time state wrestling champion in the 189-pound class . . . Has done work with the United Way . . . Growing up, the Pittsburgh Steelers was his favorite sports team and Joe Montana was his favorite athlete . . . Lists "The Game" as favorite movie and "Sports Center" as favorite television show . . . Full name is Aaron Scott Gatten, born February 23, 1978, in Washington, Pa.

**DT-DAMIAN GREGORY (6-2, 305, 1/21/77, Illinois St.):** Signed with the Dolphins as an undrafted rookie free agent on April 27, 2000 . . . Appeared in each of the first two preseason games of 2000 for the Dolphins in a reserve role . . . Recorded five tackles, two sacks and an interception . . . Underwent surgery to remove a torn portion of the lateral meniscus in his right knee on August 22 . . . The surgery was performed by Dr. Dan Kanell at Holy Cross Hospital in Fort Lauderdale . . . Was placed on Injured Reserve on August 27 . . . Played each of his first three collegiate seasons (1996-98) at Indiana before transferring to Illinois State for his senior season



of 1999 . . . As a senior, recorded 55 tackles, six stops for loss, four sacks, three forced fumbles and a fumble recovery . . . In his three seasons with the Hoosiers, appeared in 31 games with 22 starts . . . Recorded 125 tackles, including 25 for loss, 9.5 sacks and an interception . . . Redshirted in 1995 . . . Majored in general studies . . . Was an all-conference choice and honorable mention all-state selection as a senior at Sexton High School in Lansing, Michigan . . . Also lettered in basketball . . . Has spent time tutoring youth in Lansing . . . Lists "Coming To America" as favorite movie, "The Sopranos" as favorite television show, "Young Boys, Inc." and any Donald Goines novel as favorite books, Notorious B.I.G. and Tupac as favorite recording artists, Magic Johnson as favorite athlete, and the Los Angeles Lakers and Chicago Bulls as favorite sports teams growing up . . . Full name is Damian K. Gregory, born January 21, 1977, in Ann Arbor, Mich.

**DT-BUCK GURLEY (6-2, 295, 4/7/78, Florida):** Signed with the Dolphins as an undrafted rookie free agent on April 26, 2001 . . . Appeared in 39 regular season games, starting 20 of them, in his four-year career with the Gators, during which time he played under Bob Sanders, the Dolphins linebackers coach . . . Posted 84 career tackles, including five for loss, and 2.5 sacks . . . Also lettered in track while in college . . . Holds B.S. in traveling and tourism . . . Single, resides in Tallahassee, Fla. . . . Was a consensus All-America selection as a middle linebacker at Amos P. Godby High School in Tallahassee, Fla. . . . Also lettered in basketball and track and field . . . Enjoys reading The Bible and networking on his computer . . . Assisted children with behavioral problems while in college . . . Growing up, the Portland Trail Blazers was his favorite sports team . . . Lists "Players Club" as favorite movie and Donnie McClurn as favorite recording artist . . . Full name is Sheddric Tobias Gurley, born on April 7, 1978, in Quincy, Fla.

**P-CHRIS HANSON (6-1, 215, 10/25/76, Marshall):** Spent the 2000 season on the Dolphins' injured reserve list . . . Was signed by Miami on February 8, 2000 . . . Was allocated to the NFL Europe League in the spring of 2000, where he played with the Barcelona Dragons . . . Punted 50 times for a 42.8-yard average with a long of 69, 16 inside-the-20 and just two touchbacks . . . Sustained a torn anterior cruciate ligament in his right knee in the season finale, on June 17 against Scotland . . . Underwent surgery to repair the damage on June 28 . . . The surgery was performed in Birmingham, Ala., by NFLEL medical consultant Dr. Larry Lemak . . . Originally went to camp with Cleveland as an undrafted rookie free agent in 1999 . . . Was waived by the Browns prior to the regular season and subsequently signed with Green Bay . . . Appeared in the regular season opener with the Packers, vs. Oakland (9/12), and punted four times for a 39.3-yard average with a long of 44 . . . Was waived by Green Bay on September 14 and spent a stint on the team's practice squad . . . Signed by the Dolphins to the practice squad on December 29 and was released on December 31 . . . Was a four-year letterman (1995-98) at Marshall where he put together a career average of 39.9 on 228 punts, including a long of 70 . . . Had his best season as a sophomore when he amassed a 44.5 average on 52 punts with a long of 70 . . . Majored in business management . . . Attended East Coweta (Ga.) High School . . . Born October 25, 1976 in Riverdale, Ga.

**T-JIM HARDING (6-5, 310, 7/11/78, Toledo):** Signed with the Dolphins as an undrafted rookie free agent on April 26, 2001 . . . Started all 46 games in which he played during his career (1997-00) at the strong tackle spot . . . Was a first-team All-Mid American Conference choice as a senior in 2000 . . . Also was named to the MAC Academic Honor Roll in both 1999 and 1998 . . . Redshirted as a true freshman in 1996 . . . Holds B.S. in education . . . Lettered twice in both football and basketball, and once in track at Maumee (Ohio) High School . . . Was active in the community while in college, volunteering his services with Habitat for Humanity, and as a tutor in local elementary schools . . . Growing up, the Detroit Tigers was his favorite sports team and Michael Jordan was his favorite athlete . . . Lists "Braveheart" as favorite movie, "Seinfeld" as favorite television show, "Expect to Win" as favorite book and Pearl Jam as favorite musical group . . . Full name is James Scott Harding, born July 11, 1978, in Maumee, Ohio.

**CB-JEFF HARRIS (5-11, 190, 7/19/77, Georgia):** Was a seventh-round draft choice (232nd overall) of the Dolphins in 2000, with a choice obtained from Chicago in exchange for P Brent Bartholomew . . . Underwent arthroscopic surgery for a torn lateral meniscus in his right knee on June 14, 2000, for an injury sustained during the team's June Quarterback School . . . The surgery was performed by team physician Dr. George Caldwell at Holy Cross Hospital in Fort Lauderdale . . . Underwent arthroscopic surgery on August 3, 2000, to remove a piece of torn cartilage from his right knee . . . The surgery was performed by Dr. Dan Kanell at Holy Cross Hospital . . . Was waived/injured that same day, and was placed on injured reserve after clearing waivers . . . Spent the entire year on I/R . . . Underwent arthroscopic surgery for a debilitation of loose articular cartilage in his right knee on March 31, 2001 . . . The surgery was performed by team physician Dr. George Caldwell at Holy Cross Hospital . . . Four-year letterman (1996-99) and two-year starter at Georgia . . . Played in 39 games in his career, starting 22 of them . . . Finished with 136 total tackles, six interceptions, 20 passes defended and four forced fumbles . . . Started seven contests his senior year and recorded 29 tackles, two interceptions and six



passes defended ... Moved into starting lineup on a full-time basis for his junior season of 1998 when he opened 10 of 11 games ... Posted 53 tackles, four interceptions and 10 passes defended that year, all career-high figures ... Redshirted as a true freshman in 1995 ... Majored in sociology ... Single ... Attended Allen D. Nease High School in Jacksonville, Fla. ... Was an all-district and all-county performer as a senior ... Played defensive back, wide receiver and kicker during his prep career ... Also participated in soccer, basketball and track in high school ... Hobbies include playing golf and soccer ... Lists "The Old Man and the Sea" as favorite book ... Full name is Jeffrey Terris Harris, born July 19, 1977 in Kansas City, Mo.

**LB-NATE HEMSLEY (6-1, 230, 5/5/74, Syracuse):** Signed with the Dolphins as a free agent on February 19, 2001 ... Was signed to the Dolphins' practice squad on November 14, 2000, where he spent each of the final six regular season games and both playoff contests last year ... Appeared in each of Dallas' first six contests of 1999 ... Was credited with two tackles on defense and one on special teams before being waived on October 27 ... Played in each of the Cowboys' first three games of 1998 before sustaining a dislocated and fractured right ankle on September 21 against the N.Y. Giants at the Meadowlands ... Underwent surgery on September 23 and was placed on injured reserve on October 5 ... Prior to the season-ending injury, had recorded a forced fumble and two tackles on special teams ... Forced fumble occurred when he stripped the ball from Eric Metcalf on a kickoff return vs. Arizona (9/6) ... The loose ball was picked up by Kenny Wheaton who returned it 15 yards for a Dallas touchdown ... Originally went to camp with Tennessee as an undrafted rookie free agent in 1997 ... Was released by the Oilers prior to the regular season and was then signed by Dallas to the practice squad, where he remained until being activated to the team's 53-man roster on December 10 ... Saw action in each of the final two games that year and posted one tackle on defense and another on special teams ... In first NFL game, at Cincinnati (12/14), recovered an onside kick and made a tackle on special teams ... Was a four-year letterman (1993-96) at Syracuse where he started each of his final two seasons ... Finished his career with 316 total tackles ... Was a first-team All-Big East choice as a senior when he collected a team-high 106 tackles and three sacks ... Registered a career-high 119 tackles, including 3.5 sacks, in his junior season ... Played in only the first game of his sophomore season of 1994 before suffering a season-ending knee injury ... As a redshirt freshman in 1993, led the Orangemen in tackles with 81 ... Earned degree in marketing ... Prepped at Delran (N.J.) High School, where he was the Burlington County Defensive Player of the Year as a senior ... Full name is Nathaniel Richard Hemsley, born May 5, 1974.

**WR-ALBERT JOHNSON (5-9, 190, 11/11/77, Southern Methodist):** Signed with the Dolphins as a free agent on January 11, 2001 ... Played with the Winnipeg Blue Bombers of the Canadian League in 2000 and was the league's Rookie of the Year and Special Teams Player of the Year ... Caught 50 passes for 7,788 yards and three touchdowns, returned 61 kickoffs for a 24.7-yard average, including one for a touchdown, while also fielding 79 punts for an 8.4-yard average ... Was a four-year letterman (1995-98) at Southern Methodist, during which time he totaled 107 receptions for 1,575 yards and ten touchdowns ... Attended Willowridge High School in Missouri City, Texas ... Father, Albert, Jr., was a defensive back with the Houston Oilers from 1972-78 ... Born November 11, 1977.

**LB-PARIS JOHNSON (6-3, 220, 1/18/76, Miami, Ohio):** Signed with the Dolphins as a free agent on February 7, 2001 ... Played with the Rhein Fire of NFL Europe this past spring ... In five games, including four starts, registered 18 tackles and a pass defended ... Underwent surgery on May 23 for a lateral meniscectomy of his right knee ... The surgery was performed by NFL Europe League physician Dr. Larry Lemak at the Alabama Sports Medicine Center in Birmingham ... Sustained the injury in a May 12 game against Berlin ... Missed each of the final five contests with the injury ... Was a fifth-round draft choice (155th overall) of Arizona in 1999 ... Spent his entire rookie season on the Cardinals' injured reserve list with a knee injury ... Was released by Arizona prior to the 2000 regular season ... Played two seasons (1997-98) at Miami (Ohio) ... Was a first-team All-Mid-American Conference choice as a free safety his junior year of 1997 when he recorded 94 tackles, an interception, two forced fumbles and two fumble recoveries ... A knee injury limited him to five games during his senior year, but still was selected to play in the Hula Bowl following the season ... Transferred from North Iowa Community College, where he also played two years (1994-95) ... Lettered twice in football and once in track at Oak Park-River Forest (Ill.) High School ... Began his prep career at Proviso West High School ... As a child, was placed as a ward of the state of Illinois, while his two younger sisters and brother were placed in different foster homes ... Was placed in custody of an aunt who helped him survive the streets of Chicago's west side ... As a high school senior, lived alone in a state-funded apartment as part of the government's New Direction program ... Born January 18, 1976 in Chicago, Ill.

**FB-MATT KALAPINSKI (6-1, 227, 9/8/79, Maryland):** Signed with the Dolphins as an undrafted rookie free agent on June 27, 2001 ... Played in 44 career games for the Terps, starting 35 of them ... Opened 31 of the 33 games in which he played over his final three seasons ...



Finished with 568 yards rushing and six touchdowns on 124 attempts, while also catching 32 passes for 382 yards and three touchdowns . . . Had his most productive year as a sophomore in 1998 when he rushed for 370 yards and three scores on 75 carries . . . Majored in criminology . . . Played both running back and linebacker at Marshfield (Mass.) High School . . . Also participated in baseball . . . Full name is Matthew Lawrence Kalapinski, born September 8, 1979.

**CB-ZEBBIE LETHRIDGE (6-0, 190, 1/31/75, Texas Tech):** Signed with the Dolphins as a free agent on April 26, 2001 . . . Went to camp with the Cowboys in 1999 and was waived before the start of the regular season . . . Originally, went to camp with Dallas as an undrafted rookie free agent in 1998 and was released prior to the regular season . . . Was a four-year letterman (1994-97) at Texas Tech, where he played quarterback . . . College teammate of Dolphins linebacker Zach Thomas during his first two seasons . . . In his four collegiate seasons, completed 519 of 1,070 passes for 6,789 yards and 42 touchdowns . . . Also rushed for 901 yards . . . 7,690 all-purpose yards are second-most in school history . . . Was the Southwest Conference Newcomer of the Year as a redshirt freshman in 1994 when he completed 132 of 261 passes for 1,596 yards with 12 touchdowns and six interceptions, while also rushing for 289 yards and six touchdowns on 110 attempts . . . Majored in communications . . . Prepped at Estacado High School in Lubbock, Texas, where he lettered in football, basketball and baseball . . . Born January 31, 1975.

**T-MICHAEL LIES (6-3, 295, 9/8/75, Kansas):** Signed with the Dolphins as a free agent on June 5, 2001 . . . Played with the Birmingham Bolts of the XFL in 2001 . . . Originally went to training camp with Carolina as an undrafted rookie free agent in 1999, and was waived by the Panthers prior to the regular season . . . Signed with Dallas during the 2000 offseason and was allocated to the Amsterdam Admirals of the NFL Europe League that spring . . . Was released by the Cowboys before the start of the 2000 regular season . . . Was signed to the practice squad of the Chicago Bears on December 6, 2000, and spent each of the final four regular season games there . . . Was a three-year letterman (1996-98) at the University of Kansas . . . Started each of the final 24 games in which he played, including all 11 at right tackle in both his junior and senior seasons . . . Was an honorable mention All-Big 12 choice both years . . . Began his collegiate career by playing one season at Trinity College, a Division III school in San Antonio . . . Majored in economics . . . Lettered in football, basketball and track at Collegiate High School in Wichita, Kansas . . . Full name is Michael Richard Lies, born September 8, 1975 in Los Angeles, Calif . . . Pronounced (LEES).

**CB-DESHONE MALLARD (5-10, 180, 1/22/76, Southern Mississippi):** Signed with the Dolphins as a free agent on January 31, 2001 . . . Was allocated to the Rhein Fire of the NFL Europe League this past spring . . . Started all ten games . . . Amassed 44 tackles, a sack and three passes defended . . . Added four stops on special teams . . . Was signed to the Dolphins' practice squad on September 5, 2000, after being waived by Tampa Bay on August 27 . . . Had signed with the Bucs on January 25, 2000 . . . Was released by the Dolphins on September 26 . . . Also played with Rhein in the spring of 2000 . . . Went to camp with Philadelphia as an undrafted rookie free agent in 1999 and was waived on August 28 . . . Played two seasons (1997-98) at Southern Mississippi after transferring from Hinds (Miss.) Community College . . . Majored in sports coaching administration . . . Attended Murrah High School in Jackson, Miss., where he played running back and cornerback . . . Born January 22, 1976 in Jackson, Miss.

**LB-TYRUS MCCLOUD (6-2, 240, 11/12/74, Louisville):** Signed with the Dolphins as a free agent on May 1, 2001 . . . Spent all of the 2000 season on Washington's injured reserve list with a torn left Achilles' tendon sustained during training camp . . . Following the season, was not tendered a qualifying offer for a restricted free agent by the Redskins . . . Went to camp with Baltimore in 1999 but was released by the Ravens on September 5 . . . Appeared in each of the first seven games of 1998 for Baltimore and posted 26 tackles . . . Spent the final nine contests on injured reserve with a knee injury . . . Played in all 16 games in a reserve role with the Ravens in his rookie year of 1997 . . . Collected nine tackles on defense and nine more on special teams . . . Was originally a fourth-round draft choice (118th overall) of Baltimore in 1997 . . . Was a four-year letterman (1993-96) at Louisville . . . Was the Conference USA Defensive Player of the Year as a senior in 1996 when he recorded a career-high 144 tackles . . . Majored in justice administration . . . Prepped at Nova High School in Davie, Fla . . . Full name is Tyrus Kamall McCloud, born November 12, 1974 in Fort Lauderdale, Fla.

**DE-ADEWALE OGUNLEYE (6-4, 270, 8/9/77, Indiana):** Signed with the Dolphins as an undrafted rookie free agent on April 25, 2000 . . . Spent his entire rookie season on the team's Reserve/Non-Football Injury list while recovering from a knee injury sustained in college . . . Was a four-year letterman and starter (1996-99) at Indiana, during which time he played in 39 games, starting 37 of them . . . Finished with 167 total tackles, including 64 for loss, 34 sacks for 247 yards in losses and three fumble recoveries . . . Sack total ranks fifth on the Big Ten all-time sack chart . . . Started each of the first six games of his senior season before sustaining a torn anterior cruciate ligament in his left knee in the sixth game of the season, on October 9 against Northwestern . . . Prior to the injury, had tallied 22 tackles, including 11 for loss, and 7.5 sacks on the year . . . Was a



second-team All-Conference pick as a junior when he started all 11 games and registered 56 tackles, including 17 for loss, and eight sacks . . . Was a first-team All-Big Ten selection as a sophomore when he started all 11 contests and recorded 42 tackles, and career-high totals of 21 stops for loss and ten sacks . . . Notched a career-high four sacks against Ohio State . . . Started nine of the 11 games in which he played as a redshirt freshman in 1996 and tallied 47 tackles, including team-high figures of 15 stops for loss and 8.5 sacks . . . Earned degree in English, was enrolled in postgraduate work during the 1999 season . . . Was an all-city selection as a senior at Tottenville High School in Staten Island, N.Y. . . . Has done work with the Muscular Dystrophy Association and Read Across America . . . Lists "The Matrix" as favorite movie, "Cosby" as favorite television show, "Wu-Tang" as favorite recording artists and Jerry Rice as favorite athlete . . . Paternal grandfather is the governor of Nigeria . . . Born August 9, 1977, in Brooklyn, N.Y.

**T-DAN PALMER (6-4, 310, 8/24/73, Air Force):** Signed with the Dolphins to the practice squad on August 30, 2000 after being released by Chicago on August 27 . . . Spent each of the first 11 games of the season on the Dolphins' practice squad before being placed on the practice squad/injured list on November 22 . . . Underwent surgery on November 25 for a herniated disc in his lower back . . . The surgery was performed by Dr. Gary Gieseke at Holy Cross Hospital in Fort Lauderdale . . . Was inactive for all 16 games with the Bears in 1999 . . . Was allocated by the Bears to the Frankfurt Galaxy of the NFL Europe League for the spring of '99 . . . Split training camp in 1998 with the Chargers and the Bears, and was released by both teams prior to the regular season . . . Originally was a sixth-round draft choice (178th overall) of San Diego in 1997 . . . Spent the entire '97 season on the Reserve/Military list . . . Lettered three years (1993-95) at Air Force, starting all 12 games at right tackle his senior season of 1995 . . . Played on the junior varsity team in 1992 . . . Spent the '96 season as an assistant on the Air Force coaching staff . . . Attended T.L. Hanna High School in Anderson, S.C., where he lettered in football, basketball and track . . . Was a member of the National Honor Society, and also was the recipient of the league's most outstanding athletic and academic achievement awards . . . Full name is Joseph Daniel Palmer, born August 24, 1973.

**RB-VAUGHN SANDERS (5-10, 212, 3/19/77, Hofstra):** Signed by the Dolphins as a free agent on January 11, 2001 . . . Had been a member of Miami's practice squad for each of the final five regular season games and both playoff contests of 2000 after being signed on November 22 . . . Played with Scotland of NFL Europe this past spring . . . Appeared in eight games, including five starts . . . Rushed for 130 yards and two touchdowns on 49 attempts, and caught one pass for five yards . . . Went to camp with the New York Jets as an undrafted rookie free agent in 2000 . . . Rushed for 80 yards and a touchdown on 28 attempts and caught eight passes for 40 yards in the preseason . . . Was waived by the Jets prior to the regular season . . . Was signed to Oakland's practice squad on September 20 and remained there before being released by the Raiders on October 31 . . . Was a four-year letterman (1996-99) at Hofstra . . . Finished his career second on the school's all-time rushing chart with 2,497 yards and 22 touchdowns on 433 attempts . . . Rushing total is just six yards shy of the school mark . . . Posted a total of 11 career 100-yard rushing games, including six in his junior season . . . Also caught 57 passes for 604 yards and four scores . . . Played in each of the first five games of his senior season before campaign came to a halt after sustaining a broken left leg and torn ligaments in his left ankle against Massachusetts . . . Had his best year as a junior in 1998 when he rushed for 1,094 yards and 12 touchdowns on 143 carries, and tallied 25 receptions for 240 yards and three touchdowns . . . Majored in communications . . . Attended Lawrence High School in Cedarhurst, N.Y., where he lettered in football, basketball and track . . . Was the 1995 recipient of the Thorpe Award, symbolic of the top high school football player in Nassau County . . . Was named MVP of the Long Island Heroes Bowl All-Star Game following his senior season as he rushed for 184 yards and two touchdowns on just 19 attempts in the game . . . Has volunteered feeding the homeless . . . Born March 19, 1977.

**S-NICK SORESENSEN (6-2, 205, 7/31/78, Virginia Tech):** Signed with the Dolphins as an undrafted rookie free agent on April 26, 2001 . . . Was a four-year letterman for the Hokies (1997-00) who started each of his final two seasons . . . Posted 117 total tackles, including ten for loss, four sacks and an interception in his collegiate career, during which time he appeared in 38 games . . . Began his career as a quarterback, and saw time at that spot as a reserve over his first two seasons . . . Completed 42 of 80 passes for 446 yards with four touchdowns and nine interceptions as a quarterback . . . Redshirted in 1996 . . . Holds B.A. in marketing . . . Single, resides in Vienna, Va . . . Lettered three years as a quarterback, defensive back, punter, kicker and long snapper at George C. Marshall High School in Vienna, Va . . . Also played forward on the school's basketball team for three years, and shortstop and outfielder on the baseball squad . . . Was listed among Who's Who in American High Schools . . . Father, Dick, played football at the University of Miami from 1967-69 . . . Enjoys playing the guitar . . . Has done charity work with Athletes in Action . . . Growing up, the University of Miami Hurricanes was his favorite sports team . . . Lists "Braveheart" as favorite movie, "Survivor" as favorite television show, The Bible as favorite

book and Third Day, Switchfoot, Burlap to Cashmere and Cross Movement as favorite musical groups . . . Full name is Nicholas Carl Sorensen, born July 31, 1978, in Winter Haven, Fla.

## HOW MIAMI WAS BUILT

YEAR	DRAFT (22)	FREE AGENTS/ WAIVERS (24)	TRADES (3)
1993	WR O.J. McDuffie (1)		
1994	DT Tim Bowens (1)		
	C Tim Ruddy (2b)		
1996	DT Daryl Gardener (1)		
	LB Zach Thomas (5c)		
1997	CB Sam Madison (2)	K Olindo Mare (FA)	
	DE Jason Taylor (3a)		
	LB Derrick Rodgers (3b)		
	T Brent Smith (3d)		
	TE Ed Perry (6d)		
1998	CB Patrick Surtain (2a)	G Mark Dixon (FA)	
	DE Kenny Mixon (2b)	WR Oronde Gadsden (FA)	
	DE Lorenzo Bromell (4)	S Brock Marion (UFA-Dallas)	
1999	RB J.J. Johnson (2a)	RB Autry Denson (FA)	
	FB Rob Konrad (2b)	TE Hunter Goodwin (RFA-Minnesota)	
	DT Jermaine Haley (7a)		
2000	T Todd Wade (2)	G Jason Andersen (FA)	TE Alonzo Mayes (T-Chicago)
	CB Ben Kelly (3)	G Anthony Cesario (FA)	
	FB Deon Dyer (4)	QB Jay Fiedler (UFA-Jacksonville)	WR Jeff Ogden (T-Dallas)
	S Arturo Freeman (5)	LB Scott Galyon (UFA-N.Y. Giants)	P Matt Turk (T-Washington)
	DT Ernest Grant (6)	S Trent Gamble (FA)	
	CB Jeff Harris (7)	DT Damian Gregory (FA)	
		P Chris Hanson (FA)	
		TE Brody Heffner-Liddiard (FA)	
		LB Tommy Hendricks (FA)	
		G Heath Irwin (UFA-New England)	
		DE Adewale Ogunleye (FA)	
		QB Mike Quinn (FA)	
		LB Twan Russell (FA)	
		WR Damon Savage (FA)	
		RB Lamar Smith (FA)	
		S Brian Walker (UFA-Seattle)	
		TE Jed Weaver (W-Philadelphia)	
		S Kevin Williams (FA)	



### DOLPHIN FACT

In 2000, the Dolphins compiled a regular season road record of 6-2, the third-best such mark in franchise history and the best since they went 7-1 in 1984.



# MIAMI DOLPHINS 2001

NO.	NAME	POS.	HT.	WT.	BIRTH-DATE
62	Andersen, Jason	G	6-6	315	9/3/75
19	Anderson, Ronnie	WR	6-0	198	2/27/74
17	Baker, Robert	WR	5-11	198	5/14/76
95	Bowens, Tim	DT	6-4	320	2/7/73
91	Bromell, Lorenzo	DE	6-6	268	9/23/75
64	Cesario, Anthony	G	6-5	305	7/19/76
21	Cousin, Terry	CB	5-9	181	3/11/75
28	Denson, Autry	RB	5-10	203	12/8/76
63	Dixon, Mark	G	6-4	300	11/26/70
33	Dyer, Deon	FB	5-11	255	10/2/77
9	Fiedler, Jay	QB	6-2	225	12/29/71
27	Freeman, Arturo	S	6-0	196	10/27/76
86	Gadsden, Oronde	WR	6-2	215	8/20/71
58	Galyon, Scott	LB	6-2	238	3/23/74
42	Gamble, Trent	S	5-9	195	7/24/77
92	Gardener, Daryl	DT	6-6	310	2/25/73
83	Goodwin, Hunter	TE	6-5	270	10/10/72
97	Grant, Ernest	DT	6-5	315	5/17/76
98	Gregory, Damian	DT	6-2	305	1/21/77
94	Haley, Jermaine	DT	6-4	305	2/23/73
5	Hanson, Chris	P	6-1	215	10/25/76
30	Harris, Jeff	CB	5-11	190	7/19/77
48	Heffner-Liddiard, Brody	TE	6-4	250	6/12/77
50	Hemsley, Nate	LB	6-1	230	5/5/74
51	Hendricks, Tommy	LB	6-2	233	10/23/78
66	Irwin, Heath	G	6-4	300	6/27/73
32	Johnson, J.J.	RB	6-1	230	4/20/74
53	Johnson, Paris	LB	6-3	220	1/18/76
20	Kelly, Ben	CB	5-9	185	9/15/78
44	Konrad, Rob	FB	6-3	255	11/12/76
6	Lucas, Ray	QB	6-3	225	8/6/72
29	Madison, Sam	CB	5-11	185	4/23/74
10	Mare, Olindo	K	5-10	195	6/6/73
31	Marion, Brock	S	5-11	205	6/11/70
85	Mayes, Alonzo	TE	6-4	260	6/4/75
49	McCloud, Tyrus	LB	6-2	240	11/12/74
81	McDuffie, O.J.	WR	5-10	195	12/2/69
80	McKnight, James	WR	6-1	198	6/17/72
79	Mixon, Kenny	DE	6-4	275	5/31/75
88	Ogden, Jeff	WR	6-0	187	2/22/75
90	Ogunleye, Adewale	DE	6-4	270	8/9/77
73	Palmer, Dan	T	6-4	310	8/9/77
89	Perry, Ed	TE	6-4	270	9/1/74
75	Perry, Todd	G	6-5	305	11/28/70
22	Porter, Daryl	CB	5-9	188	1/16/74
4	Quinn, Mike	QB	6-4	215	4/15/74
59	Rodgers, Derrick	LB	6-1	235	10/14/71
61	Ruddy, Tim	C	6-3	300	4/27/72
56	Russell, Twan	LB	6-1	230	4/25/74
74	Smith, Brent	T	6-5	315	11/21/73
26	Smith, Lamar	RB	5-11	224	11/29/70
76	Spriggs, Marcus	T	6-3	315	5/30/74
23	Surtain, Patrick	CB	5-11	192	6/19/76
99	Taylor, Jason	DE	6-6	260	9/1/74
54	Thomas, Zach	LB	5-11	235	9/1/73
1	Turk, Matt	P	6-5	235	6/16/68
71	Wade, Todd	T	6-8	325	10/30/76
45	Walker, Brian	S	6-1	206	5/31/72
87	Ward, Dedric	WR	5-9	190	9/29/74
82	Weaver, Jed	TE	6-4	262	8/11/76
38	Williams, Kevin	S	6-0	194	8/4/75
35	Wooden, Shawn	S	5-11	205	10/23/73

# VETERANS ROSTER

NFL EXP.	COLLEGE	HOMETOWN	HOW ACQUIRED
4	BYU '98	San Jose, CA	FA, '00
2	Allegheny College '97	Hunting, Valley, OH	FA, '01
2	Auburn '99	Gainesville, FL	FA, '01
8	Mississippi '95	Okolona, MS	D1, '94
4	Clemson '98	Georgetown, SC	D4, '98
3	Colorado State '99	Pueblo, CO	FA, '00
5	South Carolina '97	Miami, FL	UFA, '01 (Atl.)
3	Notre Dame '99	Davie, FL	FA, '99
4	Virginia '94	Jamestown, NC	FA, '98
2	North Carolina '00	Tidewater, VA	D4, '00
6	Dartmouth '94	Oceanside, NY	UFA, '00 (Jac)
2	South Carolina '00	Orangeburg, SC	D5, '00
4	Winston-Salem '95	Charleston, SC	FA, '98
6	Tennessee '96	Seymour, TN	UFA, '00 (NYG)
2	Wyoming '00	Parker, CO	FA, '00
6	Baylor '96	Lawton, OK	D1, '96
6	Texas A&M '96	Bellville, TX	RFA, '99 (Min.)
2	Arkansas-Pine Bluff '00	Atlanta, GA	D6, '00
2	Illinois State '00	Lansing, MI	FA, '00
2	Butte College '98	Hanford, CA	D7a, '99
2	Marshall '99	E. Coweta, GA	FA, '00
2	Georgia '00	Jacksonville, FL	D7, '00
2	Colorado '00	San Diego, CA	FA, '00
3	Syracuse '97	Delran, NJ	FA, '01
2	Michigan '00	Houston, TX	FA, '00
6	Colorado '96	Boulder, CO	UFA, '00 (NE)
3	Mississippi State '99	Mobile, AL	D2a, '99
2	Miami (OH) '99	Chicago, IL	FA, '01
2	Colorado '01	Cleveland, OH	D3, '00
3	Syracuse '99	Andover, MA	D2b, '99
4	Rutgers '96	Harrison, NJ	RFA, '01 (NYJ)
5	Louisville '97	Monticello, FL	D2, '97
5	Syracuse '96	Cooper City, FL	FA, '97
9	Nevada '93	Bakersfield, CA	UFA, '98 (Dall.)
4	Oklahoma State '98	Oklahoma City, OK	T, '00 (Chi.)
4	Louisville '97	Ft. Lauderdale, FL	FA, '01
9	Penn State '93	Gates Mills, OH	D1, '93
8	Liberty '94	Apopka, FL	UFA, '01 (Dall.)
4	Louisiana State '98	Pineville, LA	D2b, '98
4	Eastern Washington '98	Snohomish, WA	T, '00 (Dall.)
2	Indiana '00	Staten Island, NY	FA, '00
2	Air Force '97	Anderson, SC	FA, '01
5	James Madison '97	Richmond, VA	D6d, '97
9	Kentucky '93	Elizabethtown, KY	UFA, '01 (Chi.)
4	Boston College '97	Ft. Lauderdale, FL	FA, '01
5	Stephen F. Austin '97	Houston, TX	FA, '00
5	Arizona State '98	New Orleans, LA	D3b, '97
8	Notre Dame '94	Dunmore, PA	D2b, '94
5	Miami (Fla.) '97	Ft. Lauderdale, FL	FA, '00
5	Mississippi State '97	Pontotoc, MS	D3d, '97
8	Houston '94	Ft. Wayne, IN	FA, '00
5	Houston '97	Jackson, MS	UFA, '01 (Buf.)
4	Southern Mississippi '98	New Orleans, LA	D2a, '98
5	Akron '97	Woodland Hills, PA	D3a, '97
6	Texas Tech '96	Pampa, TX	D5c, '96
7	Wisconsin-Whitewater '93	Greenfield, WI	T, '00 (Wash.)
2	Mississippi '00	Jackson, MS	D2, '00
6	Washington State '96	Colorado Springs, CO	UFA, '00 (Sea.)
5	Northern Iowa '97	Cedar Rapids, IA	UFA, '01 (NYJ)
3	Oregon '99	Redmond, OR	Wai, '00 (Phi.)
4	Oklahoma State '98	Pine Bluff, AR	FA, '00
6	Notre Dame '96	Abington, PA	FA, '01



# MIAMI DOLPHINS 2001 ROOKIE

NO.	NAME	POS.	HT.	WT.	BIRTH- DATE
67	Adams, Ben	G	6-5	315	12/27/75
18	Alford, Brian	WR	6-1	185	6/7/75
65	Andrew, Troy	C	6-4	305	12/12/77
84	Chambers, Chris	WR	5-11	210	8/12/78
77	Connor, Rameel	DE	6-3	280	6/26/77
55	Crowell, Rick	LB	6-2	238	5/21/77
46	Draper, Shawn	TE/T	6-3	280	7/5/79
93	Finn, Devon	DE	6-5	280	5/6/78
24	Fletcher, Jamar	CB	5-9	184	8/28/79
40	Forte, Shawn	S	6-1	204	1/20/77
11	Foye, David	WR	6-1	205	6/24/78
57	Gatten, Aaron	LB	6-1	227	2/23/78
52	Greenwood, Morlon	LB	6-0	242	7/17/78
70	Gurley, Buck	DT	6-2	295	4/7/78
69	Harding, Jim	T	6-5	310	7/11/78
14	Heupel, Josh	QB	6-1	215	3/22/78
16	Johnson, Albert	WR	5-9	190	11/11/77
36	Kalapinski, Matt	FB	6-1	227	9/8/79
37	Lethridge, Zebbie	CB	6-0	190	1/31/75
96	Leverette, Otis	DE	6-6	275	5/31/78
68	Lies, Michael	T	6-3	295	9/8/75
47	Mallard, Deshone	CB	5-10	180	1/22/76
34	Minor, Travis	RB	5-10	201	6/30/79
25	Sanders, Vaughn	RB	5-10	212	3/19/77
15	Savage, Damon	WR	5-10	190	2/1/76
41	Sorensen, Nick	S	6-2	205	7/31/78
72	Winey, Brandon	T	6-7	315	1/27/78

# AND FIRST-YEAR ROSTER

NFL EXP.	COLLEGE	HOMETOWN	HOW ACQUIRED
1	Texas '99	La Mirada, CA	FA, '01
1	Purdue '98	Oak Park, MI	FA, '01
R	Duke '01	Klein, TX	FA, '01
R	Wisconsin '01	Bedford, OH	D2, '01
1	Illinois '00	Hillside, IL	FA, '01
R	Colorado State '01	Chula Vista, CA	D6d, '01
R	Alabama, '01	Huntsville, AL	D5, '01
R	Illinois St. '01	Wheaton, IL	FA, '01
R	Wisconsin '02	Hazelwood, MO	D1, '01
R	Maryland '01	Poughkeepsie, NY	FA, '01
R	Marshall '01	Charleston, WV	FA, '01
R	Penn St. '01	Washington, PA	FA, '01
R	Syracuse '01	Freeport, NY	D3b, '01
R	Florida '01	Tallahassee, FL	FA, '01
R	Toledo '01	Maumee, OH	FA, '01
R	Oklahoma, '01	Aberdeen, SD	D6b, '01
1	Southern Methodist '98	Missouri City, TX	FA, '01
R	Maryland '01	Marshfield, MA	FA, '01
1	Texas Tech '98	Lubbock, TX	FA, '01
R	Alabama-Birmingham '01	Americus, GA	D6c, '01
1	Kansas '99	Wichita, KS	FA, '01
1	Southern Mississippi '99	Jackson, MS	FA, '01
R	Florida State '01	Baton Rouge, LA	D3a, '01
1	Hofstra '00	Cedarhurst, NY	FA, '01
1	Tulsa '00	Tulsa, OK	FA, '00
R	Virginia Tech '01	Vienna, VA	FA, '01
R	Louisiana State '01	Lake Charles, LA	D6a, '01



# 2001 NUMERICAL ROSTER

1	Turk, Matt	P	55	Crowell, Rick	LB
2	Foye, David	WR	56	Russell, Twan	LB
4	Quinn, Mike	QB	57	Gatten, Aaron	LB
5	Hanson, Chris	P	58	Galyon, Scott	LB
6	Lucas, Ray	QB	59	Rodgers, Derrick	LB
9	Fiedler, Jay	QB	61	Ruddy, Tim	C
10	Mare, Olindo	K	62	Andersen, Jason	G
14	Heupel, Josh	QB	63	Dixon, Mark	G
15	Savage, Damon	WR	64	Cesario, Anthony	G
16	Johnson, Albert	WR	65	Andrew, Troy	C
17	Baker, Robert	WR	66	Irwin, Heath	G
18	Alford, Brian	WR	67	Adams, Ben	G
19	Anderson, Ronnie	WR	68	Lies, Michael	T
20	Kelly, Ben	CB	69	Harding, Jim	T
21	Cousin, Terry	CB	70	Gurley, Buck	DT
22	Porter, Daryl	CB	71	Wade, Todd	T
23	Surtain, Patrick	CB	72	Winey, Brandon	T
24	Fletcher, Jamar	CB	73	Palmer, Dan	T
25	Sanders, Vaughn	RB	74	Smith, Brent	T
26	Smith, Lamar	RB	75	Perry, Todd	G
27	Freeman, Arturo	S	76	Spriggs, Marcus	T
28	Denson, Autry	RB	77	Connor, Rameel	DE
29	Madison, Sam	CB	79	Mixon, Kenny	DE
30	Harris, Jeff	CB	80	McKnight, James	WR
31	Marion, Brock	S	81	McDuffie, O.J.	WR
32	Johnson, J.J.	RB	82	Weaver, Jed	TE
33	Dyer, Deon	FB	83	Goodwin, Hunter	TE
34	Minor, Travis	RB	84	Chambers, Chris	WR
35	Wooden, Shawn	S	85	Mayes, Alonzo	TE
36	Kalapinski, Matt	FB	86	Gadsden, Oronde	WR
37	Lethridge, Zebbie	CB	87	Ward, Dedric	WR
38	Williams, Kevin	S	88	Ogden, Jeff	WR
40	Forte, Shawn	S	89	Perry, Ed	TE
41	Sorensen, Nick	S	90	Ogunleye, Adewale	DE
42	Gamble, Trent	S	91	Bromell, Lorenzo	DE
44	Konrad, Rob	FB	92	Gardener, Daryl	DT
45	Walker, Brian	S	93	Finn, Devon	DE
46	Draper, Shawn	TE/T	94	Haley, Jermaine	DT
47	Mallard, Deshone	CB	95	Bowens, Tim	DT
48	Heffner-Liddiard, Brody	TE	96	Leverette, Otis	DE
49	McCloud, Tyrus	LB	97	Grant, Ernest	DT
50	Hemsley, Nate	LB	98	Gregory, Damian	DT
51	Hendricks, Tommy	LB	99	Taylor, Jason	DE
52	Greenwood, Morlon	LB			
53	Johnson, Paris	LB			
54	Thomas, Zach	LB			

# 2001 POSITIONAL ROSTER

## QUARTERBACKS (4)

9	Fiedler, Jay	QB
14	Heupel, Josh	QB
6	Lucas, Ray	QB
4	Quinn, Mike	QB

## RUNNING BACKS (8)

28	Denson, Autry	RB
33	Dyer, Deon	FB
32	Johnson, J.J.	RB
36	Kalapinski, Matt	FB
44	Konrad, Rob	FB
34	Minor, Travis	RB
25	Sanders, Vaughn	RB
26	Smith, Lamar	RB

## WIDE RECEIVERS (12)

18	Alford, Brian	WR
19	Anderson, Ronnie	WR
17	Baker, Robert	WR
84	Chambers, Chris	WR
2	Foye, David	WR
86	Gadsden, Oronde	WR
16	Johnson, Albert	WR
81	McDuffie, O.J.	WR
80	McKnight, James	WR
88	Ogden, Jeff	WR
15	Savage, Damon	WR
87	Ward, Dedric	WR

## TIGHT ENDS (6)

46	Draper, Shawn	TE
83	Goodwin, Hunter	TE
48	Heffner-Liddiard, Brody	TE
85	Mayes, Alonzo	TE
89	Perry, Ed	TE
82	Weaver, Jed	TE

## OFFENSIVE LINEMEN (15)

67	Adams, Ben	G
62	Andersen, Jason	G
65	Andrew, Troy	C
64	Cesario, Anthony	G
63	Dixon, Mark	G
69	Harding, Jim	T
66	Irwin, Heath	G
68	Lies, Michael	T
73	Palmer, Dan	T
75	Perry, Todd	G
61	Ruddy, Tim	C
74	Smith, Brent	T
76	Spriggs, Marcus	T
71	Wade, Todd	T
72	Winey, Brandon	T

## KICKERS (1)

10	Mare, Olindo	K
----	--------------	---

## DEFENSIVE LINEMEN (13)

95	Bowens, Tim	DT
91	Bromell, Lorenzo	DE
93	Finn, Devon	DE
92	Gardener, Daryl	DT
77	Connor, Rameel	DE
97	Grant, Ernest	DT
98	Gregory, Damian	DT
70	Gurley, Buck	DT
94	Haley, Jermaine	DT
96	Leverette, Otis	DE
79	Mixon, Kenny	DE
90	Ogunleye, Adewale	DE
99	Taylor, Jason	DE

## LINEBACKERS (11)

55	Crowell, Rick	LB
57	Gatten, Aaron	LB
58	Galyon, Scott	LB
52	Greenwood, Morlon	LB
50	Hemsley, Nate	LB
51	Hendricks, Tommy	LB
53	Johnson, Paris	LB
49	McCloud, Tyrus	LB
59	Rodgers, Derrick	LB
56	Russell, Twan	LB
54	Thomas, Zach	LB

## DEFENSIVE BACKS (17)

21	Cousin, Terry	CB
24	Fletcher, Jamar	CB
40	Forte, Shawn	S
27	Freeman, Arturo	S
42	Gamble, Trent	S
30	Harris, Jeff	CB
20	Kelly, Ben	CB
37	Lethridge, Zebbie	CB
29	Madison, Sam	CB
47	Mallard, Deshone	CB
31	Marion, Brock	S
22	Porter, Daryl	CB
41	Sorensen, Nick	S
23	Surtain, Patrick	CB
45	Walker, Brian	S
38	Williams, Kevin	S
35	Wooden, Shawn	S

## PUNTERS (2)

5	Hanson, Chris	P
1	Turk, Matt	P



# 2000 DOLPHINS STATISTICS

## REGULAR SEASON RESULTS (11-5)

DATE	OPPONENT	SCORE	W/L	ATTENDANCE
Sept. 3	Seattle	23-0	W	72,949
Sept. 10	at Minnesota	7-13	L	64,112
Sept. 17	Baltimore	19-6	W	73,464
Sept. 24	New England	10-3	W	73,344
Oct. 1	at Cincinnati	31-16	W	61,535
Oct. 8	Buffalo	22-13	W	73,901
Oct. 23	at New York Jets	37-40 (OT)	L	78,389
Oct. 29	Green Bay	28-20	W	73,740
Nov. 5	at Detroit	23-8	W	77,813
Nov. 12	at San Diego	17-7	W	56,896
Nov. 19	New York Jets	3-20	L	74,320
Nov. 26	at Indianapolis	17-14	W	56,935
Dec. 3	at Buffalo	33-6	W	73,002
Dec. 10	Tampa Bay	13-16	L	74,307
Dec. 17	Indianapolis	13-20	L	73,884
Dec. 24	at New England	27-24	W	60,292

## TEAM STATISTICS

	DOLPHINS	OPPONENTS
TOTAL FIRST DOWNS.....	251	289
By Rushing .....	104	92
By Passing .....	122	156
By Penalty .....	25	41
Third Down: Made/Att. ....	75/214	70/211
Third Down Efficiency .....	35.0	33.2
Fourth Down: Made/Att. ....	4/6	8/15
Fourth Down Efficiency .....	66.7	53.3
POSSESSION AVERAGE .....	30:43	29:17
TOTAL NET YARDS .....	4461	4636
Average Per Game .....	278.8	289.8
Total Plays.....	945	995
Average Per Play .....	4.7	4.7
NET YARDS RUSHING .....	1894	1736
Average Per Game .....	118.4	108.5
Total Rushes .....	496	417
NET YARDS PASSING .....	2567	2900
Average Per Game .....	160.4	181.3
Tackled/Yards Lost .....	28/153	48/270
Gross Yards.....	2720	3170
Attempts/Completions. ....	421/243	530/282
Completion Percentage .....	57.7	53.2
Had Intercepted .....	17	28
PUNTS/AVERAGE.....	92/42.1	87/40.6
NET PUNTING AVERAGE .....	92/36.2	87/33.3
PENALTIES/YARDS .....	115/920	86/793
FUMBLES/BALL LOST .....	12/9	30/13
TOUCHDOWNS .....	34	23
By Rushing .....	16	9
By Passing .....	15	13
By Returns .....	3	1

Score By Quarters	1	2	3	4	OT	Total
DOLPHINS .....	67	109	90	57	0	323
OPPONENTS .....	50	57	9	107	3	226

## RUSHING

	NO.	YDS.	AVG.	LG	TD
L. Smith .....	309	1139	3.7	68t	14
Fiedler .....	54	267	4.9	30	1
Johnson .....	50	168	3.4	16	1
T. Thomas .....	28	136	4.9	25	0
Denson .....	31	108	3.5	12	0
Izzo .....	1	39	39.0	39	0
Konrad .....	15	39	2.6	5	0
Shepherd .....	4	3	0.8	14	0
Emanuel .....	3	-2	-0.7	0	0
McDuffie .....	1	-3	-3.0	-3	0
<b>DOLPHINS .....</b>	<b>496</b>	<b>1894</b>	<b>3.8</b>	<b>68t</b>	<b>16</b>
<b>OPPONENTS .....</b>	<b>417</b>	<b>1736</b>	<b>4.2</b>	<b>45</b>	<b>9</b>

## PASSING

	ATT.	COMP.	YDS.	PCT.	TD	INT.	LG	SACK/ LOST	RATING
Fiedler .....	357	204	2402	57.1	14	14	61	23/129	74.5
Huard .....	63	39	318	61.9	1	3	29	4/22	60.2
L. Smith .....	1	0	0	0.00	0	0	0	0/0	39.6
T. Thomas .....	0	0	0	0.00	0	0	0	1/2	-
<b>DOLPHINS ....</b>	<b>421</b>	<b>243</b>	<b>2720</b>	<b>57.7</b>	<b>15</b>	<b>17</b>	<b>61</b>	<b>28/153</b>	<b>72.2</b>
<b>OPPONENTS</b>	<b>530</b>	<b>282</b>	<b>3170</b>	<b>53.2</b>	<b>13</b>	<b>28</b>	<b>59</b>	<b>48/270</b>	<b>57.5</b>

## RECEIVING

	NO.	YDS.	AVG.	LG	TD
Gadsden .....	56	786	14.0	61	6
Shepherd .....	35	446	12.7	46t	4
L. Smith .....	31	201	6.5	28	2
Martin .....	26	393	15.1	44	0
T. Thomas .....	16	117	7.3	15	1
McDuffie .....	14	143	10.2	24	0
Denson .....	14	105	7.5	28	0
Konrad .....	14	83	5.9	18	0
Weaver .....	10	179	17.9	41	0
Johnson .....	10	61	6.1	11	0
Emanuel .....	7	132	18.9	53t	1
Goodwin .....	6	36	6.0	9t	1
Ogden .....	2	24	12.0	12	0
Dyer .....	2	14	7.0	13	0
<b>DOLPHINS .....</b>	<b>243</b>	<b>2720</b>	<b>11.2</b>	<b>61</b>	<b>15</b>
<b>OPPONENTS .....</b>	<b>282</b>	<b>3170</b>	<b>11.2</b>	<b>59</b>	<b>13</b>

## INTERCEPTIONS

	NO.	YDS.	AVG.	LG	TD
Walker .....	7	80	11.4	31	0
Madison .....	5	80	16.0	34	0
Marion .....	5	72	14.4	24	0
Surtain .....	5	55	11.0	43	0
Wilson .....	1	19	19.0	19	0
Jeffries .....	1	3	3.0	3	0
Taylor .....	1	2	2.0	2	0
Bowens .....	1	0	0.0	0	0
Shaw .....	1	0	0.0	0	0
Z. Thomas .....	1	0	0.0	0	0
<b>DOLPHINS .....</b>	<b>28</b>	<b>311</b>	<b>11.1</b>	<b>43</b>	<b>0</b>
<b>OPPONENTS .....</b>	<b>17</b>	<b>102</b>	<b>6.0</b>	<b>32</b>	<b>1</b>



## PUNTING

	NO.	YDS.	AVG.	NET	TB	IN 20	LG	BLK
Turk .....	92	3870	42.1	36.2	14	25	70	0
<b>DOLPHINS</b> .....	<b>92</b>	<b>3870</b>	<b>42.1</b>	<b>36.2</b>	<b>14</b>	<b>25</b>	<b>70</b>	<b>0</b>
<b>OPPONENTS</b> .....	<b>87</b>	<b>3532</b>	<b>40.6</b>	<b>33.3</b>	<b>6</b>	<b>21</b>	<b>65</b>	<b>1</b>

## PUNT RETURNS

	RET.	FC	YDS.	AVG.	LG	TD
Ogden .....	19	11	323	17.0	81t	1
Shepherd .....	15	7	164	10.9	32	0
Kelly .....	5	0	31	6.2	10	0
McDuffie .....	0	1	0	—	—	0
<b>DOLPHINS</b> .....	<b>39</b>	<b>19</b>	<b>518</b>	<b>13.3</b>	<b>81t</b>	<b>1</b>
<b>OPPONENTS</b> .....	<b>36</b>	<b>21</b>	<b>258</b>	<b>7.2</b>	<b>40</b>	<b>0</b>

## KICKOFF RETURNS

	NO.	YDS.	AVG.	LG	TD
Denson .....	20	495	24.8	56	0
Marion .....	22	513	23.3	47	0
Williams .....	3	64	21.3	24	0
Johnson .....	2	26	13.0	26	0
Goodwin .....	2	6	3.0	6	0
Weaver .....	1	15	15.0	15	0
Shepherd .....	1	14	14.0	14	0
<b>DOLPHINS</b> .....	<b>51</b>	<b>1133</b>	<b>22.2</b>	<b>56</b>	<b>0</b>
<b>OPPONENTS</b> .....	<b>68</b>	<b>1260</b>	<b>18.5</b>	<b>37</b>	<b>0</b>

## FIELD GOALS

	1-19	20-29	30-39	40-49	50+	TOTALS
Mare .....	0/0	7/8	9/10	12/13	0/0	28/31
<b>DOLPHINS</b> .....	<b>0/0</b>	<b>7/8</b>	<b>9/10</b>	<b>12/13</b>	<b>0/0</b>	<b>28/31</b>
<b>OPPONENTS</b> .....	<b>0/0</b>	<b>4/4</b>	<b>10/12</b>	<b>7/9</b>	<b>1/5</b>	<b>22/30</b>

## SCORING

	TDR	TDP	TDRt	PAT	FG	S	2-PT	TP
Mare .....	0	0	0	33/34	28/31	0	0	117
L. Smith .....	14	2	0	0/0	0/0	0	0	96
Gadsden .....	0	6	0	0/0	0/0	0	0	36
Shepherd .....	0	4	0	0/0	0/0	0	0	24
Emanuel .....	0	1	0	0/0	0/0	0	0	6
Fiedler .....	1	0	0	0/0	0/0	0	0	6
Goodwin .....	0	1	0	0/0	0/0	0	0	6
Johnson .....	1	0	0	0/0	0/0	0	0	6
Madison .....	0	0	1	0/0	0/0	0	0	6
Ogden .....	0	0	1	0/0	0/0	0	0	6
Taylor .....	0	0	1	0/0	0/0	0	0	6
T. Thomas .....	0	1	0	0/0	0/0	0	0	6
Haley .....	0	0	0	0/0	0/0	1	0	2
<b>DOLPHINS</b> .....	<b>16</b>	<b>15</b>	<b>3</b>	<b>33/34</b>	<b>28/31</b>	<b>1</b>	<b>0</b>	<b>323</b>
<b>OPPONENTS</b> .....	<b>9</b>	<b>13</b>	<b>1</b>	<b>20/20</b>	<b>22/30</b>	<b>0</b>	<b>1</b>	<b>226</b>

## TWO-POINT CONVERSIONS

**DOLPHINS 0-0, OPPONENTS 1-3**

## SACKS

Armstrong 16.5, Taylor 14.5, Bowens 2.5, Gardener 2.5, Mixon 2.5, Bromell 2.0, Walker 2.0, Haley 1.5, Z. Thomas 1.5, Surtain 1.0, Owens 0.5, Rodgers 0.5, Wilson 0.5

**DOLPHINS 48.0, OPPONENTS 28.0**

# 2000 DEFENSIVE STATISTICS

PLAYER	TOTAL TACK.	SOLO	ASST.	SACKS/ YARDS	QB HURRIES	INT./ YARDS	FUM. REC.	FUM. FOR.	PASS DEF.
Marion	109	85	24			5/72	1		9
Z. Thomas	100	64	36	1.5/3.5	2	1/0	1		2
Walker	94	65	29	2/9	2	7/80		2	9
Rodgers	93	67	26	0.5/4.5	1			1	3
Jones	72	45	27		3				1
Taylor	68	46	22	14.5/92	32	1 /2	4	1	5
Surtain	64	52	12	1/3	1	5/55	1	2	22
Mixon	55	32	23	2.5/13.5	14		1		1
Gardener	54	43	11	2.5/9.5	11				1
Bowens	53	34	19	2.5/13.5	16	1/0			5
Wilson	51	36	15	0.5/4.5	4	1/19		1	7
Madison	40	38	2			5/80	2	3	16
Owens	37	20	17	0.5/3	9				5
Armstrong	36	24	12	16.5/96.5	26			7	
Haley	31	22	9	1.5/11.5	4				3
Shaw	22	18	4			1/0			3
Bromell	14	11	3	2/7	6				1
Galyon	9	8	1						
Jeffries	8	8	0			1/3			2
Russell	5	2	3						
Izzo	4	4	0						
Gamble	3	3	0		1				1
Grant	1	0	1		1				
Hill	0	0	0						1

**NOTE:** special teams and miscellaneous tackles not included above.

**MISCELLANEOUS TACKLES:** B. Emanuel (3): 1 at Min., 9/10; 1 vs. NE, 9/24; 1 vs. IND, 12/17; Gadsden (2): 2 at NYJ, 10/23; Konrad (2): 1 vs. NE, 9/24; 1 vs. NYJ, 11/19; Martin (2): 1 vs. Buf., 10/8; 1 vs. TB, 12/10; McDuffie (2): 1 vs. NYJ, 11/19; 1 vs. TB, 12/10; T. Thomas (2): 1 vs. Bal., 9/17; 1 at NYJ, 10/23; Wade (2): 1 at Cin., 10/1; 1 vs. NYJ, 11/19; Donnalley (1): 1 vs. NYJ, 11/19; Dyer (1): 1 vs. IND, 12/17; Johnson (1): 1 at Cin., 10/1; Shepherd (1): 1 vs. NE, 9/24.

**MISCELLANEOUS FORCED FUMBLES:** T. Thomas (1): 1 at NYJ, 10/23.

**MISCELLANEOUS FUMBLE RECOVERIES:** O. Gadsden (2): 1 at NYJ, 10/23; 1 at Ind., 11/26; R. Jones (1): 1 vs. GB, 10/29.

**DEFENSIVE TOUCHDOWNS:** S. Madison (1): vs. Buf., 10/8, 20-yd. fumble return; J. Taylor (1): at Cin., 10/1, 29-yd. fumble return.

**SAFETIES:** J. Haley (1): 1 vs. Buf., 10/8.

## SACKS:

Armstrong: 16.5 Sacks – vs. Sea., 9/3, 2.5-11.5 yds.; at Min., 9/10, 1-0 yds.; vs. Bal., 9/17, 1-7 yds.; vs. NE, 9/24, 2-7 yds.; vs. Buf., 10/8, 3.5-27 yds.; vs. GB, 10/29, 1-4 yds.; at Det., 11/5, 0.5-1 yd.; at SD, 11/12, 1-1 yd.; vs. NYJ, 11/19, 1-7 yds.; at Buf., 12/3, 2-18 yds.; vs. TB, 12/10, 1-13 yds.  
 Taylor: 14.5 Sacks – vs. Sea., 9/3, 0.5-0 yds.; vs. Bal., 9/17, 2.5-20.5 yds.; at Cin., 10/1, 1-8 yds.; vs. Buf., 10/8, 1-8 yds.; at NYJ, 10/23, 1-2 yds.; vs. GB, 10/29, 1-4 yds.; at Det., 11/5, 2-8 yds.; at SD, 11/12, 1-12 yds.; at Buf., 12/3, 3-15 yds.; vs. TB, 12/10, 0.5-3.5 yds.; vs. Ind., 12/17, 1-11 yds.  
 Bowens: 2.5 Sacks – at Min., 9/10, 1-6 yds.; at Cin., 10/1, 1.5-7.5 yds.  
 Gardener: 2.5 Sacks – vs. Sea., 9/3, 0.5-0 yds.; at Det., 1.5-6 yds.; vs. TB, 12/10, 0.5-3.5 yds.  
 Mixon: 2.5 Sacks – at Min., 9/10, 1-6 yds.; vs. Bal., 9/17, 0.5-1.5 yds.; vs. Buf., 10/8, 1-6 yds.  
 Bromell: 2 Sacks – at Buf., 12/3, 1-6 yds.; at NE, 12/24, 1-1 yd.



Walker: 2 Sacks – vs. Bal., 9/17, 1-8 yds.; vs. NYJ, 11/19, 1-0 yds.  
 Haley: 1.5 Sack – vs. Bal., 9/17, 1-8 yds.; at Cin., 0.5-3.5 yds.  
 Thomas: 1.5 Sacks – vs. Sea., 9/3, 0.5-0.5 yds.; vs. TB, 12/10, 1-3 yds.  
 Surtain: 1 Sack – vs. TB, 12/10, 1-3 yds.  
 Owens: 0.5 Sacks – vs. Buf., 10/8, 0.5-3 yds.  
 Rodgers: 0.5 Sacks – at SD, 11/12, 0.5-4.5 yds.  
 Wilson: 0.5 Sacks – at SD, 11/12, 0.5-4.5 yds.

#### INTERCEPTIONS:

Walker: 7 INTs – at Min., 9/10, 1-1 yd.; at NYJ, 10/23, 1-12 yds.; at SD, 11/12, 2-38 yds.; vs. NYJ, 11/19, 1-0 yds.; at Buf., 12/3, 1-29 yds.; vs. TB, 12/10, 0 yds.  
 Madison: 5 INTs – vs. Sea., 9/3, 2-38 yds.; at NYJ, 10/23, 1-0 yds.; at SD, 11/12, 1-22 yds.; at Buf., 1-20 yds.  
 Marion: 5 INTs – vs. Sea., 9/3, 1-0 yds.; at Min., 9/10, 1-14 yds.; vs. GB, 10/29, 1-24 yds.; at Det., 11/5, 1-15 yds.; at Ind., 11/26, 1-19 yds.  
 Surtain: 5 INTs – vs. Sea., 9/3, 1-12 yds.; Bal., 9/17, 1-43 yds.; at NYJ, 10/23, 1-0 yds.; at SD, 11/12, 1-0 yds.; at Buf., 1-0 yds.  
 Bowens: 1 INT – at Min., 9/10, 1-0 yds.  
 Jeffries: 1 INT – vs. NE, 9/24, 1-3 yds.  
 Shaw: 1 INT – vs. NYJ, 11/19, 1-0 yds.  
 Taylor: 1 INT – at NE, 12/24, 1-2 yds.  
 Z. Thomas: 1 INT – at NE, 12/24, 1-0 yds.  
 Wilson: 1 INT – vs. Buf., 10/8, 1-19 yds.

## 2000 SPECIAL TEAMS STATISTICS

PLAYER	TOTAL TACK.	SOLO	ASST.	FUM. REC.	FUM. FOR.	BLOCKED FG	BLOCKED PATs	BLOCKED PUNTS
Izzo	31	21	10					
Gamble	26	17	9	1				
Russell	26	23	3	1				
Rodgers	25	20	5					
Walker	17	10	7		1			
Hendricks	13	11	2					
Jeffries	13	10	3					
Galyon	10	6	4					
Freeman	9	4	5					
Hill	7	5	2					
Shaw	7	7	0					
Jones	6	4	2					
Wilson	6	6	0					
Ogden	5	2	3					
Hamilton	4	3	1					
Denson	3	1	2					
Dye	3	3	0		1			
Mare	3	3	0					
Perry	3	0	3					
Surtain	2	1	1					
Taylor	2	2	0					
Bock	1	1	0					
Heffner-Liddiard	1	1	0					
Mixon	0	0	0			1		
Owens	0	0	0			1		

**BLOCKED KICKS:** Kenny Mixon (1): 1 field goal vs. Baltimore (9/17); Rich Owens (1): 1 field goal at Indianapolis (11/26).

**SPECIAL TEAMS TOUCHDOWNS:** Ogden (1): vs. GB, 10/29, 81-yd punt return.

# 2000 STATISTICAL BESTS

## DOLPHINS INDIVIDUAL

YARDS RUSHING .....	155	Lamar Smith at NY Jets, 10/23 - OT
RUSHING ATTEMPTS .....	28	Lamar Smith at Buffalo, 12/3
RUSHING TOUCHDOWNS .....	2	Lamar Smith 10/23; 11/5; 11/12; 12/24
YARDS PASSING .....(gross)	264	Jay Fiedler at New England, 12/24
PASS ATTEMPTS .....	45	Jay Fiedler at New England, 12/24
PASS COMPLETIONS .....	30	Jay Fiedler at New England, 12/24
COMPLETION PERCENTAGE .....	72.2	Jay Fiedler at Detroit, 11/5 (13-18)
TOUCHDOWN PASSES .....	3	Jay Fiedler at Buffalo, 12/3
PASSES HAD INTERCEPTED .....	4	Jay Fiedler vs. Tampa Bay, 12/10
RECEPTIONS .....	7	Oronde Gadsden at NYJ, 10/23 - OT
	7	Oronde Gadsden at NE; 12/24
	7	Leslie Shepherd at Indianapolis, 11/26
RECEIVING YARDS .....	120	Tony Martin at Minnesota, 9/10
RECEIVING TOUCHDOWNS .....	2	Oronde Gadsden at Cincinnati, 10/1
	2	Leslie Shepherd at NY Jets, 10/23
TOTAL YARDS FROM SCRIMMAGE ...	164	Lamar Smith at NY Jets, 10/23 - OT
FIELD GOALS .....	4	Olindo Mare at Buffalo, 12/3
TACKLES .....	12	Zach Thomas vs. Baltimore, 9/17
INTERCEPTIONS .....	2	Sam Madison vs. Seattle, 9/3
	2	Brian Walker at San Diego, 11/12
SACKS .....	3.5	Trace Armstrong vs. Buffalo, 10/8
LONGEST RUN FROM SCRIMMAGE ..	68t	Lamar Smith at NY Jets, 10/23 - OT
LONGEST PASS RECEPTION .....	61	Oronde Gadsden at San Diego, 11/12
LONGEST INTERCEPTION RETURN ..	43	Patrick Surtain vs. Baltimore, 9/17 (Tony Banks)
LONGEST FUMBLE RETURN .....	29t	Jason Taylor at Cincinnati, 10/1
LONGEST PUNT RETURN .....	81t	Jeff Ogden vs. Green Bay, 10/29
LONGEST KICKOFF RETURN .....	56	Autry Denson at Detroit, 11/5
LONGEST PUNT .....	70	Matt Turk at Cincinnati, 10/1;
	70	Matt Turk at Indianapolis, 11/26
MOST PUNTS .....	9	Matt Turk at Minnesota, 9/10
LONGEST FIELD GOAL .....	49	Olindo Mare at New England, 12/24
LONGEST FIELD GOAL ATTEMPT ....	49	Olindo Mare at New England, 12/24

## OPPONENTS INDIVIDUAL

YARDS RUSHING .....	118	Edgerrin James at Indianapolis, 11/26
RUSHING ATTEMPTS .....	32	Edgerrin James, Indianapolis, 12/17
RUSHING TOUCHDOWNS .....	2	Dorsey Levens, Green Bay, 10/29
	2	Bernie Parmalee, NY Jets, 11/19
YARDS PASSING (gross) .....	378	Vinny Testaverde at NY Jets, 10/23 - OT
PASS ATTEMPTS .....	59	Vinny Testaverde at NY Jets, 10/23 - OT
PASS COMPLETIONS .....	36	Vinny Testaverde at NY Jets, 10/23 - OT
COMPLETION PERCENTAGE .....	75.0	Peyton Manning, Indianapolis, 12/17 (21-28)
TOUCHDOWN PASSES .....	5	Vinny Testaverde at NY Jets, 10/23
PASSES HAD INTERCEPTED .....	4	Jon Kitna, Seattle, 9/3
RECEPTIONS .....	12	Richie Anderson at NY Jets, 10/23 - OT
RECEIVING YARDS .....	168	Cris Carter at Minnesota, 9/10
RECEIVING TOUCHDOWNS .....	2	Wayne Chrebet at NY Jets, 10/23
	2	Marvin Harrison at Indianapolis, 11/26
TOTAL YARDS FROM SCRIMMAGE ...	168	Cris Carter at Minnesota, 9/10
FIELD GOALS .....	3	Neil Rackers at Cincinnati, 10/1
	3	Martin Gramatica, Tampa Bay, 12/10
TACKLES .....	16	Sam Cowart, Buffalo, 10/8
INTERCEPTIONS .....	3	Marcus Coleman at NY Jets, 10/23 - OT
SACKS .....	2	Mo Lewis, NY Jets, 11/19
	2	Mark Thomas, Indianapolis, 12/17
LONGEST RUN FROM SCRIMMAGE ..	45	Jamal Lewis, Baltimore, 9/17
LONGEST PASS RECEPTION .....	59	Jermaine Wiggins at New England, 12/24
LONGEST INTERCEPTION RETURN ..	32	Ty Law, New England, 9/24



LONGEST FUMBLE RETURN .....	4	John Copeland at Cincinnati, 10/1
LONGEST PUNT RETURN .....	40	Charlie Rogers, Seattle, 9/3
LONGEST KICKOFF RETURN .....	37	Kevin Williams at NY Jets, 10/23
LONGEST PUNT .....	65	Hunter Smith at Indianapolis, 11/26
MOST PUNTS .....	6	Ten players (last: Hunter Smith, Indianapolis, 12/17)
LONGEST FIELD GOAL .....	51	Ryan Longwell, Green Bay, 10/29
LONGEST FIELD GOAL ATTEMPT .....	59	Mike Vanderjagt at Indianapolis, 11/26

## DOLPHINS TEAM

	HIGHS	LOWS
TOTAL FIRST DOWNS .....	25 at New England, 12/24	10 at Minnesota, 9/10
		10 vs. NY Jets, 11/19
TOTAL NET YARDS .....	433 at NY Jets, 10/23 - OT	200 vs. NY Jets, 11/19
TOTAL OFFENSIVE PLAYS .....	75 at NY Jets, 10/23 - OT	50 at Minnesota, 9/10
NET YARDS RUSHING .....	198 at NY Jets, 10/23 - OT	47 at New England, 12/24
RUSHING ATTEMPTS .....	41 vs. Seattle, 9/3	16 at Minnesota, 9/10
NET YARDS PASSING .....	263 at New England, 12/24	104 at Detroit, 11/5
PASS ATTEMPTS .....	46 at New England, 12/24	16 vs. Baltimore, 9/17
PASS COMPLETIONS .....	31 at New England, 12/24	11 vs. Baltimore, 9/17
TIMES SACKED .....	4 vs. Indianapolis, 12/17	0 at San Diego, 11/12
PASSES HAD INTERCEPTED ..	4 vs. Tampa Bay, 12/10	0 Seven times (last: 12/24)
PUNTS .....	9 at Minnesota, 9/10	3 vs. Baltimore, 9/17
		3 at Cincinnati, 10/1
PENALTIES .....	13 at NY Jets, 10/23 - OT	4 at Indianapolis, 11/26
YARDS PENALIZED .....	104 vs. Green Bay, 10/29	25 at New England, 12/24
FUMBLES .....	2 vs. Green Bay, 10/29	0 Six times (last: 12/24)
	2 vs. Indianapolis, 12/17	
FUMBLES LOST .....	2 vs. Indianapolis, 12/17	0 Eight times (last: 12/24)
TIME OF POSSESSION .....	38:20 vs. Seattle, 9/3	22:41 at Minnesota, 9/10

## OPPONENTS TEAM

	HIGHS	LOWS
TOTAL FIRST DOWNS .....	31 at NY Jets, 10/23 - OT	8 Seattle, 9/3
TOTAL NET YARDS .....	468 at Minnesota, 9/10	143 Seattle, 9/3
TOTAL OFFENSIVE PLAYS .....	82 at NY Jets, 10/23 - OT	47 Seattle, 9/3
NET YARDS RUSHING .....	191 at Cincinnati, 10/1	37 at New England, 12/24
RUSHING ATTEMPTS .....	38 Tampa Bay, 12/10	16 at San Diego, 11/12
NET YARDS PASSING .....	376 at NY Jets, 10/23 - OT	36 at Buffalo, 12/3
PASS ATTEMPTS .....	59 at NY Jets, 10/23 - OT	15 Tampa Bay, 12/10
PASS COMPLETIONS .....	36 at NY Jets, 10/23 - OT	8 at Buffalo, 12/3
TIMES SACKED .....	6 Baltimore, 9/17	0 at Indianapolis, 11/26
	6 Buffalo, 10/8	
	6 at Buffalo, 12/3	
PASSES HAD INTERCEPTED ..	4 Seattle, 9/3	0 at Cincinnati, 10/1
	4 at San Diego, 11/12	0 Indianapolis, 12/17
PUNTS .....	6 Ten times (last: 12/17)	4 at Minnesota, 9/10
		4 Baltimore, 9/17
		4 at Cincinnati, 10/1
PENALTIES .....	10 at Cincinnati, 10/1	2 Seattle, 9/3
	10 at Indianapolis, 11/26	
YARDS PENALIZED .....	123 at Cincinnati, 10/1	10 Seattle, 9/3
FUMBLES .....	4 Buffalo, 10/8	0 at Indianapolis, 11/26
FUMBLES LOST .....	2 Seattle, 9/3	0 Six times (last: 12/10)
	2 at Detroit, 11/5	
	2 Indianapolis, 12/17	
TIME OF POSSESSION .....	37:19 at Minnesota	21:40 Seattle, 9/3

## IN 2000 MIAMI WAS:

5-2	when leading after the 1st quarter	6-2	in road games
7-1	when leading after the 2nd quarter	2-1	when playing in domes
10-2	when leading after the 3rd quarter	9-4	when playing outdoors
4-3	when behind after the 1st quarter	3-1	when playing on artificial turf
4-4	when behind after the 2nd quarter	8-4	when playing on natural grass
1-3	when behind after the 3rd quarter	8-4	after winning the coin toss
7-2	when Miami scores first	3-1	after losing the coin toss
4-3	when opponent scores first	7-1	when scoring 21 points or more
0-0	when tied at halftime	10-4	when yielding 20 points or less
5-3	in home games	0-1	in overtime contests

## DRIVE ENGINEERING

	DRIVES	TD	FG	MFG	PUNT	BLK PUNT	FBL	INT	DWNS	SAF	HLF	END OF GAME	PTS
Dolphins	194	31	28	3	92	0	8	17	2	0	5	8	300
Opponents	195	22	22	7	86	2	11	28	7	1	3	6	219

## INSIDE THE TWENTY-YARD LINE

	NO	TD	FG	MFG	INT	FMBL	DWN	GAME	HLF	PTS	TD%
Dolphins	46	25	16	2	3					222	54.3
Opponents	38	17	11	2	2	3	3			152	44.7

## GOAL-TO-GO SITUATIONS

	NO	TD	FG	MFG	INT	FMBL	DWN	GAME	HLF	PTS
Dolphins	21	15	5	1						120
Opponents	18	10	5		1	1	1			85

## GIVEAWAYS - TAKEAWAYS

**TAKEAWAYS:** 41, resulting in 4 TDs, 9 FGs, 1 MFGs, 14 PUNTS, 4 INTs, 2 FUMBLES, 3 HALFS, 3 GAMES, 1 DOWNS = 55 POINTS

**GIVEAWAYS:** 26, resulting in 6 TDs, 5 FGs, 0 MFGs, 7 PUNTS, 3 INTs, 3 FUMBLES, 0 HALFS, 1 GAME, 1 DOWNS = 56 POINTS

GAME	TAKEAWAYS			GIVEAWAYS			DIFF	W/L
	FMBL	INT	TOT	FMBL	INT	TOT		
9/3 SEATTLE	2	4	(6)	1	0	(1)	+5	W
9/10 at Minnesota	1	3	(4)	0	1	(1)	+3	L
9/17 BALTIMORE	0	1	(1)	0	1	(1)	0	W
9/24 NEW ENGLAND	1	1	(2)	1	2	(3)	-1	W
10/1 at Cincinnati	1	0	(1)	1	1	(2)	-1	W
10/8 BUFFALO	1	1	(2)	0	1	(1)	+1	W
10/23 at New York Jets	1	3	(4)	0	3	(3)	+1	L
10/29 GREEN BAY	1	1	(2)	1	0	(1)	+1	W
11/5 at Detroit	2	1	(3)	0	0	(0)	+3	W
11/12 at San Diego	0	4	(4)	0	0	(0)	+4	W
11/19 NEW YORK JETS	0	2	(2)	1	3	(4)	-2	L
11/26 at Indianapolis	0	1	(1)	0	0	(0)	+1	W
12/3 at Buffalo	0	3	(3)	1	0	(1)	+2	W
12/10 TAMPA BAY	0	1	(1)	1	4	(5)	-4	L
12/17 INDIANAPOLIS	2	0	(2)	2	1	(3)	-1	L
12/24 at New England	1	2	(3)	0	0	(0)	+3	W
<b>TOTALS</b>	<b>13</b>	<b>28</b>	<b>(41)</b>	<b>9</b>	<b>17</b>	<b>(26)</b>	<b>+15</b>	<b>11-5</b>

## BLOCKS

	FGs	PATs	PUNTS	TOTAL
By Dolphins	2	0	1	3
By Opponents	0	1	0	1



## THIRD DOWN EFFICIENCY

	3rd DOWN AND										TOTAL
	1	2	3	4	5	6	7	8	9	10+	
Miami	19-30	7-13	5-16	7-14	8-20	8-19	5-20	5-9	4-14	7-59	75-214
Opp.	14-21	4-8	7-16	6-15	5-13	3-6	8-20	3-14	6-22	14-76	70-211

## DOLPHINS LONG PLAYS

### PASSING (25-yards and more)

61	J. Fiedler to O. Gadsden, at San Diego (11/12)
53t	J. Fiedler to B. Emanuel, vs. New England (9/24)
46t	J. Fiedler to L. Shepherd, at NY Jets (10/23)
44	J. Fiedler to T. Martin, at Minnesota (9/10)
44	J. Fiedler to O. Gadsden, vs. New England (9/24)
42t	J. Fiedler to L. Shepherd, at NY Jets (10/23)
41	J. Fiedler to J. Weaver, vs. Baltimore (9/17)
40	J. Fiedler to L. Shepherd, at Buffalo (12/3)
39	J. Fiedler to T. Martin, at Buffalo (12/3)
37	J. Fiedler to L. Shepherd, vs. Green Bay (10/29)
35	J. Fiedler to B. Emanuel, vs. Buffalo (10/8)
33	J. Fiedler to J. Weaver, at Detroit (11/5)
29	J. Fiedler to O. Gadsden, at NY Jets (10/23)
29	D. Huard to O. Gadsden, vs. NY Jets (11/19)
29	J. Fiedler to O. Gadsden, vs. Tampa Bay (12/10)
28	J. Fiedler to L. Smith, vs. Baltimore (9/17)
28	D. Huard to A. Denson, at Indianapolis (11/26)
27	J. Fiedler to O. Gadsden, at NY Jets (10/23)
27	J. Fiedler to T. Martin, vs. Indianapolis (12/17)
26	J. Fiedler to O. Gadsden, at NY Jets (10/23)
25	J. Fiedler to L. Shepherd, at Cincinnati (10/1)
25	J. Fiedler to O. Gadsden, at Buffalo (12/3)

### RUSHING (15-yards and more)

68t	L. Smith at NY Jets (10/23)
46t	L. Smith at Detroit (11/5)
39	L. Izzo, vs. Green Bay (10/29)
36	L. Smith vs. Seattle (9/3)
30	J. Fiedler at Cincinnati (10/1)
29	L. Smith at Cincinnati (10/1)
29	J. Fiedler vs. Indianapolis (12/17)
25	T. Thomas vs. New England (9/24)
18t	L. Smith at Cincinnati (10/1)
22	L. Smith at Buffalo (12/3)
20	L. Smith vs. Indianapolis (12/17)
19	L. Smith vs. Tampa Bay (12/10)
19	L. Smith vs. Tampa Bay (12/10)
17	J. Fiedler at New England (12/24)
16	L. Smith at NY Jets (10/23)
16	J.J. Johnson vs. NY Jets (11/19)
15	L. Smith vs. Seattle (9/3)
15	J. Fiedler at NY Jets (10/23)

## OPPONENTS LONG PLAYS

### PASSING (25-yards and more)

59	D. Bledsoe to J. Wiggins, at New England (12/24)
52t	D. Bledsoe to K. Faulk, at New England (12/24)
50t	P. Manning to M. Pollard, Indianapolis (12/17)
45	S. King to W. Dunn, Tampa Bay (12/10)
42	D. Culpepper to C. Carter, at Minnesota (9/10)
41	R. Johnson to P. Price, Buffalo (10/8)
37	D. Culpepper to J. Davis, at Minnesota (9/10)
35	V. Testaverde to R. Anderson, NY Jets (11/19)
32	D. Culpepper to C. Carter, at Minnesota (9/10)
32	R. Johnson to S. Bryson, Buffalo (10/8)
32	P. Manning to T. Wilkins, at Indianapolis (11/26)
31	R. Johnson to E. Moulds, Buffalo (10/8)
30t	V. Testaverde to L. Coles, at NY Jets (10/23)
28	D. Bledsoe to T. Glenn, New England (9/24)
28	V. Testaverde to W. Chrebet, at NY Jets (10/23)
28	D. Bledsoe to K. Faulk, at New England (12/24)
27	D. Culpepper to C. Carter, at Minnesota (9/10)
27	V. Testaverde to D. Ward, at NY Jets (10/23)
27t	P. Manning to M. Harrison, at Indianapolis (11/26)
26	T. Banks to O. Ayanbadejo, Baltimore (9/17)
25	T. Banks to S. Sharpe, Baltimore (9/17)
25	A. Smith to B. Bennett, at Cincinnati (10/1)
25	D. Flutie to J. McDaniel, Buffalo (10/8)
25	R. Leaf to T. Taylor, at San Diego (11/12)
25	P. Manning to M. Harrison, at Indianapolis (11/26)
25	D. Bledsoe to T. Glenn, at New England (12/24)

### RUSHING (15-yards and more)

45	J. Lewis, Baltimore (9/17)
38	C. Martin at NY Jets (10/23)
36	R. Watters, Seattle (9/3)
26	D. Culpepper, at Minnesota (9/10)
23	R. Johnson, Buffalo (10/8)
22	A. Green, Green Bay (10/29)
22	S. Bryson at Buffalo (12/3)
19	C. Dillon at Cincinnati (10/1)
19	S. Bryson at Buffalo (12/3)
18	C. Dillon at Cincinnati (10/1)
18t	B. Parmalee, NY Jets (11/19)
17	R. Smith, at Minnesota (9/10)
17	J. Lewis, Baltimore (9/17)
17	D. Flutie, at Buffalo (12/3)
16	C. Dillon at Cincinnati (10/1)
15	V. Testaverde, NY Jets (11/19)
15	C. Martin, NY Jets (11/19)
15	S. Bryson at Buffalo (12/3)
15	E. James, Indianapolis (12/17)

## DOLPHINS BIG GAMES

### 100-YARD RUSHERS

155 L. Smith, at NYJ (10/23)-OT  
145 L. Smith, vs. Sea. (9/3)  
125 L. Smith, at Det. (11/5)  
100 L. Smith, at Buf. (12/3)

### 100-YARD RECEIVERS

120 T. Martin, at Minn. (9/10)  
119 O. Gadsden, at NYJ (10/23)-OT

### 300-YARD PASSERS

None

## OPPONENTS BIG GAMES

### 100-YARD RUSHERS

118 E. James, at Ind. (11/26)  
112 E. James, Ind. (12/17)  
110 C. Dillon, at Cin. (10/1)

### 100-YARD RECEIVERS

168 C. Carter, at Minn. (9/10)  
109 R. Anderson, at NYJ (10/23)-OT  
104 W. Chrebet, at NYJ (10/23)-OT  
102 T. Brown, at NE (12/24)

### 300-YARD PASSERS

378 V. Testaverde, at NYJ (10/23)-OT  
355 D. Culpepper, at Minn. (9/10)  
312 D. Bledsoe, at NE (12/24)

## COLDEST GAMES

DATE	TEAM	W/L	SCORE	TEMPERATURE- CONDITIONS
12/11/77	at New England	L	10-14	14°, clear
12/12/82	at New England	L	0-3	22°, snowy
12/8/85	at Green Bay	W	34-24	23°, cloudy
12/18/88	at Pittsburgh	L	24-40	23°, overcast, light snow
12/3/89	at Kansas City	L	21-26	23°, clear
12/27/92	at New England (OT)	W	16-13	23°, clear
12/20/79	**at Pittsburgh	L	14-34	24°, hazy and clearing
12/17/95	at Buffalo	L	20-23	26°, some sun
11/24/91	at Chicago (OT)	W	16-13	27°, cloudy, flurries
11/5/67	at Buffalo	L	13-35	28°, snow

\*\*Playoff Game

**NOTE:** Coldest game in Miami was 12/24/89 vs. Kansas City (27-24 win by Chiefs): 40° and clear.

## WARMEST GAMES

DATE	TEAM	W/L	SCORE	TEMPERATURE- CONDITIONS
9/8/96	at Arizona	W	38-10	101°, night and dry
10/9/88	at L.A. Raiders	W	24-14	96°, clear and dry
9/3/95	N.Y. JETS	W	52-14	94°, mostly sunny
10/9/66	at Oakland	L	10-21	93°, sunny
8/19/83	*at Washington	W	38-7	93°, fair and muggy
9/1/96	NEW ENGLAND	W	24-10	93°, mostly sunny
9/17/72	at Kansas City	W	20-10	91°, sunny
9/24/89	N.Y. JETS	L	33-40	91°, partly sunny
9/18/95	PITTSBURGH	W	23-10	91°, partly cloudy
9/28/80	NEW ORLEANS	W	21-16	90°, partly cloudy
9/4/83	at Buffalo	W	12-0	90°, sunny
9/14/86	INDIANAPOLIS	W	30-10	90°, sunny

\*Preseason Game



# 2000 TEAM RANKINGS

## AMERICAN FOOTBALL CONFERENCE

	OFFENSE				DEFENSE		
	TOTAL	RUSH	PASS	TOTAL	RUSH	PASS	
Baltimore .....	9	5	12	2	*1	5	
Buffalo .....	6	8	6	3	5	2	
Cincinnati .....	15	2	16	13	13	13	
Cleveland .....	16	15	15	15	16	7	
Denver .....	1	3	2	14	6	16	
Indianapolis .....	2	10	1	12	14	9	
Jacksonville .....	4	7	5	7	7	8	
Kansas City .....	5	13	3	10	10	10	
<b>MIAMI</b> .....	<b>13</b>	<b>9</b>	<b>13</b>	<b>4</b>	<b>9</b>	<b>3</b>	
New England .....	12	14	10	11	11	11	
N.Y. Jets .....	7	12	4	6	12	4	
Oakland .....	3	*1	7	9	4	14	
Pittsburgh .....	10	4	14	5	8	6	
San Diego .....	14	16	9	8	3	12	
Seattle .....	11	11	11	16	15	15	
Tennessee .....	8	6	8	*1	2	*1	

## NATIONAL FOOTBALL CONFERENCE

	OFFENSE				DEFENSE		
	TOTAL	RUSH	PASS	TOTAL	RUSH	PASS	
Arizona .....	12	13	9	15	14	5	
Atlanta .....	15	14	12	11	13	11	
Carolina .....	9	15	6	12	12	12	
Chicago .....	11	11	11	8	9	9	
Dallas .....	13	5	15	9	15	2	
Detroit .....	14	10	13	6	8	7	
Green Bay .....	7	12	4	7	2	10	
Minnesota .....	3	1	3	13	6	14	
New Orleans .....	4	2	8	3	4	4	
N.Y. Giants .....	6	4	7	2	1	8	
Philadelphia .....	8	6	10	5	10	3	
St. Louis .....	*1	7	*1	10	5	13	
San Francisco .....	2	8	2	14	7	15	
Tampa Bay .....	10	3	14	4	3	6	
Washington .....	5	9	5	1	11	1	

## NATIONAL FOOTBALL LEAGUE

	OFFENSE				DEFENSE		
	TOTAL	RUSH	PASS	TOTAL	RUSH	PASS	
Arizona .....	24	27	17	30	30	11	
Atlanta .....	30	28	24	25	27	24	
Baltimore .....	16	5	22	2	*1	8	
Buffalo .....	9	13	11	3	6	4	
Carolina .....	20	29	12	27	26	26	
Chicago .....	23	21	23	16	19	17	
Cincinnati .....	29	2	31	22	24	23	
Cleveland .....	31	30	30	26	29	12	
Dallas .....	25	12	28	19	31	3	
Denver .....	2	3	3	24	7	31	
Detroit .....	27	20	25	14	18	15	
Green Bay .....	15	23	8	15	8	19	
Indianapolis .....	3	16	2	21	25	18	
Jacksonville .....	7	10	9	12	11	14	
Kansas City .....	8	25	5	18	17	20	
<b>MIAMI</b> .....	<b>26</b>	<b>14</b>	<b>27</b>	<b>6</b>	<b>14</b>	<b>5</b>	
Minnesota .....	5	6	7	28	15	28	
New England .....	22	26	19	20	21	21	
New Orleans .....	10	8	14	8	10	10	
N.Y. Giants .....	13	11	13	5	2	16	
N.Y. Jets .....	12	24	6	10T	23	6	
Oakland .....	6	*1	15	17	5	25	
Philadelphia .....	17	15	20	10T	20	7	
Pittsburgh .....	18	4	29	7	12	9	
St. Louis .....	*1	17	*1	23	13	27	
San Diego .....	28	31	18	13	4	22	
San Francisco .....	4	18	4	29	16	29	
Seattle .....	19	22	21	31	28	30	
Tampa Bay .....	21	9	26	9	9	13	
Tennessee .....	14	7	16	*1	3	*1	
Washington .....	11	19	10	4	22	2	

(\* = NFL leader

T = Tied for position)

# GAME-BY-GAME OFFENSE

## 2000 MIAMI DOLPHINS OFFENSIVE STATISTICS

		1st DOWNS			3rd DOWNS	TOTAL OFFENSE		RUSHING			PASSING								PEN.		SCORING					TIME OF POSSESSION	FUM.-NO./LOST					
		TOTAL	RUSH	PASS	PENALTY	ATT.	CONV.	NET YARDS	PLAYS	AVG.	YARDS	ATT.	YDS. LOST	GROSS YDS.	ATT.	COMP.	INT.	NO.	LOST	POINTS	TD RUSH	TD PASS	TD RETURN	PAT/ATT.	FG/ATT.							
SCORE																																
9/3	SEATTLE	23-0	16	10	5	1	13	3	308	67	4.6	181	41	4.4	127	2	7	134	24	15	0	6	36	23	1	1	0	2/2	3/3	38:20	1-1	
9/10	at Minnesota	7-13	10	2	8	0	13	3	209	50	4.2	49	16	3.1	160	3	15	175	31	12	1	7	40	7	0	1	0	1/1	0/0	22:41	0-0	
9/17	BALTIMORE	19-6	15	6	8	1	12	5	258	51	5.1	106	34	3.1	152	1	8	160	16	11	1	6	38	19	1	0	1/2	2/2	31:11	0-0		
9/24	NEW ENGLAND	10-3	12	7	4	1	14	6	242	58	4.2	99	33	3.0	143	1	10	153	24	12	2	5	40	10	0	1	0	1/1	1/1	30:02	1-1	
10/1	at Cincinnati	31-16	18	8	8	2	11	6	302	52	5.8	159	29	5.5	143	2	12	155	21	14	1	8	61	31	1	2	1	4/4	1/1	26:20	1-1	
10/8	BUFFALO	22-13	15	7	6	2	15	6	254	62	4.1	120	37	3.2	134	1	8	142	24	14	1	5	64	22	0	1	2/2	2/2	34:22	0-0		
10/23	at N.Y. Jets	37-40 (OT)	20	11	9	0	17	5	433	75	5.8	198	38	5.2	235	2	15	250	35	16	3	13	95	37	2	2	0	4/4	3/4	36:11	0-0	
10/29	GREEN BAY	28-20	17	6	8	3	12	4	296	56	5.3	140	30	4.7	156	1	2	158	25	16	0	7	104	28	2	1	4/4	0/0	28:19	2-1		
11/5	at Detroit	23-8	15	12	3	0	13	5	293	56	5.2	189	37	5.1	104	1	8	112	18	13	0	7	62	23	2	0	0	2/2	3/3	33:45	1-0	
11/12	at San Diego	17-7	15	6	5	4	13	1	244	61	4.0	84	41	2.0	160	0	0	160	20	13	0	8	60	17	2	0	0	2/2	1/1	32:46	0-0	
11/19	N.Y. JETS	3-20	10	4	5	1	14	5	200	54	3.7	83	22	3.8	117	3	11	128	29	16	3	11	99	3	0	0	0/0	1/1	28:02	1-1		
11/26	at Indianapolis	17-14	17	5	10	2	15	7	253	59	4.3	82	24	3.4	171	2	12	183	33	22	0	4	30	17	1	1	0	2/2	1/1	29:05	1-0	
12/3	at Buffalo	33-6	15	4	10	1	14	6	333	60	5.6	133	37	3.6	200	2	14	214	21	13	0	10	86	33	0	3	0	3/3	4/4	33:49	1-1	
12/10	TAMPA BAY	13-16	17	5	10	2	9	3	254	56	4.5	84	27	3.1	170	1	5	175	28	13	4	6	46	13	1	0	0	1/1	2/2	28:10	1-1	
12/17	INDIANAPOLIS	13-20	14	6	7	1	12	2	272	56	4.9	140	26	5.4	132	4	18	150	26	12	1	8	45	13	1	0	0	1/1	2/2	26:10	2-2	
12/24	at New England	27-24	25	5	16	4	17	8	310	72	4.3	47	24	2.0	263	2	8	271	46	31	0	5	25	27	2	1	0	3/3	2/4	35:39	0-0	
12/30	INDIANAPOLIS#	23-17 (OT)	16	16	10	0	17	8	434	84	5.2	258	48	5.4	176	2	9	185	19	34	3	7	55	23	2	1	0	2/2	1/2	43:40	0-0	
1/6	at Oakland#	0-27	10	0	8	2	12	2	204	56	3.6	40	17	2.4	164	2	12	176	18	37	3	8	55	0	0	0	0/0	0/0	22:36	1-1		

# - playoff games



# GAME-BY-GAME DEFENSE

## 2000 MIAMI DOLPHINS DEFENSIVE STATISTICS

		3rd	1st DOWNS		DOWNS		TOTAL OFFENSE		RUSHING		PASSING								PEN.			SCORING					TIME OF POSSESSION	FUM.-NO./LOST																																																																																																																																																																																																																																																																																																																																																																																																																																																																																																																																																																																																																																																																																																																																																																																																																																																																																																																																																																																																																																																																																																																																																																																																																																																																									
			TOTAL	RUSH	PASS	PENALTY	ATT.	CONV.	NET YARDS	PLAYS	AVG.	YARDS	ATT.	AVG.	GROSS YDS.	ATT.	COMP.	INT.	NO.	LOST	POINTS	TD RUSH	TD PASS	TD RETURN	PAT/ATT.	FG/ATT.																																																																																																																																																																																																																																																																																																																																																																																																																																																																																																																																																																																																																																																																																																																																																																																																																																																																																																																																																																																																																																																																																																																																																																																																																																																																											
SCORE																																																																																																																																																																																																																																																																																																																																																																																																																																																																																																																																																																																																																																																																																																																																																																																																																																																																																																																																																																																																																																																																																																																																																																																																																																																																																																					

# - playoff games

# GAME-BY-GAME RUSHING

## 2000 MIAMI DOLPHINS' INDIVIDUAL RUSHING STATISTICS (ATTEMPTS-YARDS GAINED-LONGEST-TOUCHDOWNS)

DATE	OPPONENT	SCORE	SMITH	FIEDLER	JOHNSON	T. THOMAS	DENSON	KONRAD	SHEPHERD
9/3	SEATTLE	23-0	27-145-36-1	3-9-7-0	Inactive	3-9-6-0	Inactive	7-19-5-0	0-0-0-0
9/10	at Minnesota	7-13	11-27-9-0	4-22-9-0	Did Not Play	0-0-0-0	Inactive	0-0-0-0	0-0-0-0
9/17	BALTIMORE	19-6	22-63-12-1	4-8-12-0	5-10-5-0	3-25-11-0	Inactive	0-0-0-0	0-0-0-0
9/24	NEW ENGLAND	10-3	20-42-9-0	8-21-10-0	0-0-0-0	4-37-25-0	Inactive	0-0-0-0	0-0-0-0
10/1	at Cincinnati	31-16	12-66-29-1	4-45-30-0	5-16-5-0	Inactive	8-32-7-0	0-0-0-0	0-0-0-0
10/8	BUFFALO	22-13	24-62-8-0	5-29-9-0	0-0-0-0	7-24-6-0	1-5-5-0	Inactive	0-0-0-0
10/23	at N.Y. Jets	37-40 (OT)	23-155-68-2	4-24-15-0	2-6-3-0	4-2-4-0	Inactive	5-11-3-0	0-0-0-0
10/29	GREEN BAY	28-20	20-71-10-1	5-6-8-1	0-0-0-0	310-6-0	0-0-0-0	0-0-0-0	1-14-14-0
11/5	at Detroit	23-8	24-125-46-2	8-42-12-0	0-0-0-0	1-12-12-0	0-0-0-0	3-9-4-0	1-1-1-0
11/12	at San Diego	17-7	27-69-11-2	3-8-6-0	Inactive	3-17-11-0	5-5-9-0	0-0-0-0	2-m12-m3-0
11/19	N.Y. JETS	3-20	6-12-7-0	0-0-0-0	10-50-16-0	Injured Reserve	6-21-6-0	0-0-0-0	0-0-0-0
11/26	at Indianapolis	17-14	Inactive	Inactive	21-60-7-1	Injured Reserve	3-22-12-0	0-0-0-0	0-0-0-0
12/3	at Buffalo	33-6	28-100-22-0	1-0-0-0	6-23-7-0	Injured Reserve	2-10-5-0	0-0-0-0	0-0-0-0
12/10	TAMPA BAY	13-16	23-79-19-1	2-2-2-0	0-0-0-0	Injured Reserve	2-3-2-0	0-0-0-0	0-0-0-0
12/17	INDIANAPOLIS	13-20	22-97-20-1	1-29-29-0	1-3-3-0	Injured Reserve	2-11-6-0	0-0-0-0	0-0-0-0
12/24	at New England	27-24	20-26-9-2	2-22-17-0	0-0-0-0	Injured Reserve	2-m1-0-0	0-0-0-0	0-0-0-0
12/30	INDIANAPOLIS#	23-17 (OT)	40-209-24-2	7-43-11-0	0-0-0-0	Injured Reserve	0-0-0-0	0-0-0-0	0-0-0-0
1/6	at Oakland#	0-27	8-4-10-0	3-12-6-0	3-12-5-0	Injured Reserve	3-12-7-0	0-0-0-0	0-0-0-0

**OTHERS:** IZZO: 1-39-39-0 vs. Green Bay (10/29). EMANUEL: 1-m1-m1-0 vs. Seattle (9/3); 1-0-0-0 at Minnesota (9/10); 1-m1-m1-0 vs. New England (9/24).  
**McDUFFIE:** 1-m3-m3-0 at San Diego (11/12). **MARTIN:** 1-6-6-0 vs. Indianapolis# (1/6).

# - playoff games



# GAME-BY-GAME RECEIVING

## 2000 MIAMI DOLPHINS' INDIVIDUAL RECEIVING STATISTICS (NUMBER-YARDS GAINED-LONGEST-TOUCHDOWNS)

DATE	OPPONENT	SCORE	GADSDEN	SHEPHERD	L. SMITH	MARTIN	T. THOMAS	McDUFFIE	DENSON	KONRAD
9/3	SEATTLE	23-0	2-21-16t-1	3-30-20-0	1-12-12-0	2-19-10-0	3-22-15-0	Reserve/PUP	Inactive	2-6-3-0
9/10	at Minnesota	7-13	2-24-15-0	0-0-0-0	1-12-12-0	6-120-44-0	1-2-2t-1	Reserve/PUP	Inactive	0-0-0-0
9/17	BALTIMORE	19-6	1-11-11-0	3-30-19-0	3-47-28-1	Inactive	3-31-14-0	Reserve/PUP	Inactive	0-0-0-0
9/24	NEW ENGLAND	10-3	4-60-44-0	3-23-12-0	0-0-0-0	Inactive	1-1-1-0	Reserve/PUP	Inactive	2-11-8-0
10/1	at Cincinnati	31-16	6-73-21t-2	3-39-25-0	2-17-10-0	Inactive	Inactive	Reserve/PUP	1-5-5-0	0-0-0-0
10/8	BUFFALO	22-13	3-33-21-0	2-21-20t-1	2-9-6-0	1-11-11-0	3-26-15-0	Reserve/PUP	1-3-3-0	Inactive
10/23	at N.Y. Jets	37-40 (OT)	7-119-29-0	3-94-46t-2	2-9-12-0	Inactive	1-8-8-0	0-0-0-0	Inactive	1-7-7-0
10/29	GREEN BAY	28-20	5-70-17-1	3-60-37-0	2-1-1-0	Inactive	2-11-10-0	3-17-6-0	0-0-0-0	1-m1-m1-0
11/5	at Detroit	23-8	4-41-19-0	1-7-7-0	4-17-9-0	Inactive	1-4-4-0	0-0-0-0	0-0-0-0	2-10-8-0
11/12	at San Diego	17-7	1-61-61-0	2-19-15-0	3-12-6-0	2-15-9-0	1-12-12-0	3-36-16-0	0-0-0-0	1-5-5-0
11/19	N.Y. JETS	3-20	2-42-29-0	2-15-10-0	1-3-3-0	0-0-0-0	Injured Reserve	1-18-18-0	3-14-6-0	2-6-4-0
11/26	at Indianapolis	17-14	2-30-17t-1	7-41-14-0	Inactive	1-11-11-0	Injured Reserve	Inactive	6-63-28-0	0-0-0-0
12/3	at Buffalo	33-6	3-43-25-1	3-67-40-1	4-23-7-1	1-39-39-0	Injured Reserve	1-24-24-0	0-0-0-0	1-18-18-0
12/10	TAMPA BAY	13-16	4-75-29-0	Inactive	1-8-8-0	5-67-16-0	Injured Reserve	1-4-4-0	0-0-0-0	2-21-13-0
12/17	INDIANAPOLIS	13-20	3-40-17-0	Inactive	3-10-6-0	4-67-27-0	Injured Reserve	0-0-0-0	1-9-9-0	0-0-0-0
12/24	at New England	27-24	7-43-11-0	Inactive	2-21-14-0	4-44-24-0	Injured Reserve	5-44-15-0	2-11-12-0	0-0-0-0
12/30	INDIANAPOLIS#	23-17 (OT)	4-38-13-0	Inactive	3-18-8-0	2-21-12-0	Injured Reserve	4-57-19-0	2-18-10-0	0-0-0-0
1/6	at Oakland#	0-27	1-33-33-0	4-20-11-0	1-4-4-0	2-27-15-0	Injured Reserve	3-43-19-0	6-42-14-0	0-0-0-0

**OTHERS:** **WEAVER:** 1-12-12-0 at Minnesota (9/10); 1-41-41-0 vs. Baltimore (9/17); 1-33-33-0 at Detroit (11/5); 1-6-6-0 vs. N.Y. Jets (11/19); 1-24-24-0 vs. Indianapolis (12/17); 5-63-17-0 at New England (12/24); 1-9-9-0 vs. Indianapolis# (12/30). **JOHNSON:** 4-24-11-0 vs. N.Y. Jets (11/19); 5-29-10-0 at Indianapolis (11/26); 1-8-8-0 at New England (12/24); 2-18-11-0 vs. Indianapolis# (12/30); 1-7-7-0 at Oakland# (1/6). **EMANUEL:** 1-16-16-0 vs. Seattle (9/3); 1-5-5-0 at Minnesota (9/10); 2-58-54t-1 vs. New England (9/24); 1-9-9-0 at Cincinnati (10/1); 1-35-35-0 vs. Buffalo (10/8); 1-9-9-0 at Indianapolis (11/26). **GOODWIN:** 1-8-8-0 vs. Seattle (9/3); 1-4-4-0 vs. Buffalo (10/8); 2-13-8-0 at N.Y. Jets (10/23); 2-11-9t-1 at New England (12/24). **OGDEN:** 1-12-12-0 at Cincinnati (10/1); 1-12-12-0 at New England (12/24); 1-6-6-0 vs. Indianapolis# (12/30). **DYER:** 2-14-13-0 at New England (12/24).

# - playoff games

# GAME-BY-GAME PASSING

## JAY FIEDLER

DATE	OPPONENT	ATT	COM	YDS	PCT	TD	INT	LG	SKD	YDS	RATE
9/3	SEATTLE	24	15	134	62.5	1	0	20	2	7	91.3
9/10	at Minnesota	31	12	175	38.7	1	1	44	3	15	55.2
9/17	BALTIMORE	16	11	160	68.8	1	1	41	1	8	95.8
9/24	NEW ENGLAND	24	12	153	50.0	1	2	53t	1	10	49.5
10/1	at Cincinnati	21	14	155	66.7	2	1	25	2	12	100.3
10/8	BUFFALO	24	14	142	58.3	1	1	35	1	8	71.9
10/23	at N.Y. Jets	35	16	250	45.7	2	3	46t	1	13	53.3
10/29	GREEN BAY	25	16	158	64.0	1	0	37	1	2	95.1
11/5	at Detroit	18	13	112	72.2	0	0	33	1	8	88.2
11/12	at San Diego	20	13	160	65.0	0	0	61	0	0	89.6
11/19	N.Y. JETS	0	0	0	0.0	0	0	0	1	1	
11/26	at Indianapolis	INACTIVE (THIRD QUARTERBACK)									
12/3	at Buffalo	21	13	214	61.9	3	0	40	2	14	135.7
12/10	TAMPA BAY	28	13	175	46.4	0	4	29	1	5	27.2
12/17	INDIANAPOLIS	25	12	150	48.0	0	1	27	4	18	50.4
12/24	at New England	45	30	264	66.7	1	0	24	2	8	89.5
12/30	INDIANAPOLIS#	34	19	185	55.9	1	3	19	2	9	44.4
1/6	at Oakland#	37	18	176	48.6	0	3	33	2	12	28.7

## DAMON HUARD

DATE	OPPONENT	ATT	COM	YDS	PCT	TD	INT	LG	SKD	YDS	RATE
9/3	SEATTLE	0	0	0	0.0	0	0	0	0	0	
9/10	at Minnesota	0	0	0	0.0	0	0	0	0	0	
9/17	BALTIMORE	0	0	0	0.0	0	0	0	0	0	
9/24	NEW ENGLAND	0	0	0	0.0	0	0	0	0	0	
10/1	at Cincinnati	0	0	0	0.0	0	0	0	0	0	
10/8	BUFFALO	0	0	0	0.0	0	0	0	0	0	
10/23	at N.Y. Jets	0	0	0	0.0	0	0	0	0	0	
10/29	GREEN BAY	0	0	0	0.0	0	0	0	0	0	
11/5	at Detroit	0	0	0	0.0	0	0	0	0	0	
11/12	at San Diego	0	0	0	0.0	0	0	0	0	0	
11/19	N.Y. JETS	29	16	128	55.2	0	3	29	2	10	26.9
11/26	at Indianapolis	33	22	183	66.7	1	0	28	2	12	90.8
12/3	at Buffalo	0	0	0	0.0	0	0	0	0	0	
12/10	TAMPA BAY	0	0	0	0.0	0	0	0	0	0	
12/17	INDIANAPOLIS	0	0	0	0.0	0	0	0	0	0	
12/24	at New England	1	1	7	100.0	0	0	7	0	0	114.6
12/30	INDIANAPOLIS#	0	0	0	0.0	0	0	0	0	0	
1/6	at Oakland#	0	0	0	0.0	0	0	0	0	0	

**OTHERS:** L. SMITH: 1 attempt vs. Indianapolis (12/17). T. THOMAS: Sacked once for a two-yard loss at N.Y. Jets (10/23).

# - playoff game



# 2000 GAME-BY-GAME TACKLES

NAME	vs. SEA	MIN	BAL	NE	CIN	BUF	NYJ	GB	DET	SD	NYJ	IND	BUF	TB	IND	NE	IND#	OAK#
Armstrong	3	2	1	6	1	4	1	1	3	1	4	1	5	3	0	0	1	2
Bowens	5	5	2	4	5	4	3	0	IN	1	2	4	1	6	5	6	1	6
Bromell	IN	2	0	2	1	IN	IN	IN	IN	IN	IN	IN	5	1	1	2	0	4
Freeman	IN	XX	IN	IN	0	IN	IN	0	IN	IN	0	0	0	0	0	0	0	0
Galyon	0	2	0	0	7	0	IR	IR	IR	IR	IR	IR	IR	IR	IR	IR	IR	IR
Gamble	0	0	0	0	0	0	0	0	0	0	0	0	0	0	1	2	1	2
Gardner	4	5	IN	IN	IN	IN	IN	3	5	XX	8	7	2	9	7	4	4	7
Grant	IN	IN	IN	IN	IN	0	XX	IN	1	XX	IN	IN	IN	IN	IN	IN	IN	IN
Haley	2	IN	1	2	1	3	4	1	2	2	1	3	3	4	0	2	XX	1
Hamilton	NR	NR	NR	NR	NR	NR	NR	0	0	0	NR	NR	NR	NR	NR	NR	NR	NR
Hendricks	NR	NR	NR	NR	0	PS	PS	PS	PS	0	0	0	0	0	0	0	0	0
Hill	0	0	IN	IN	IN	IN	0	NR	NR	NR	NR	NR	NR	NR	NR	NR	NR	NR
Izzo	0	0	0	0	0	0	0	2	2	0	0	0	0	0	0	0	0	0
Jeffries	0	IN	4	3	0	0	1	0	0	0	0	0	IR	IR	IR	IR	IR	IR
Jones	3	3	4	11	5	3	5	5	7	2	4	3	2	8	6	1	4	8
Kelly	0	IN	IN	0	IR	IR	IR	IR	IR	IR	IR	IR	IR	IR	IR	IR	IR	IR
Madison	3	5	2	3	4	3	4	2	3	2	1	3	1	0	4	0	5	3
Marion	2	10	6	7	10	2	11	8	9	6	8	8	6	5	4	7	7	4
Mixon	2	6	4	5	2	5	1	1	4	4	2	2	3	5	5	4	1	6
Owens	1	2	2	4	10	4	4	3	0	4	1	2	IN	IN	IN	IN	IN	IN
Rodgers	3	2	6	2	6	5	5	10	6	11	4	7	3	6	9	8	8	9
Russell	0	0	0	0	0	0	0	6	0	0	2	0	2	0	0	0	0	0
Shaw	IN	IN	0	XX	1	2	0	6	1	5	6	0	1	0	IN	IN	0	0
Surtain	2	3	4	4	4	4	3	4	5	3	2	3	6	4	11	2	6	3
Taylor	3	6	6	6	6	2	6	5	5	4	0	10	6	6	4	0	4	5
Thomas, Z.	11	8	12	9	IN	3	9	IN	IN	IN	IN	7	8	7	10	9	7	12
Walker	4	6	7	5	9	3	9	2	8	8	7	NR	7	3	5	4	7	6
Williams	NR	NR	NR	NR	NR	NR	NR	NR	NR	NR	NR	NR	IN	IN	0	0	0	IN
Wilson	6	3	2	2	2	1	5	7	1	4	7	2	0	5	3	1	0	4

## LEGEND

XX = DID NOT PLAY  
 IR = INJURED RESERVE  
 NF = NON-FOOTBALL INJURY  
 NR = NOT ON ROSTER  
 PP = PHYSICALLY UNABLE TO PERFORM  
 # = PLAYOFF GAMES  
 IN = INACTIVE  
 PS = PRACTICE SQUAD

# 2000 INDIVIDUAL GAME STATUS

NAME	SEA	MIN	BAL	NE	CIN	BU	NYJ	GB	DET	SD	NYJ	IND	BU	TB	IND	NE	IND#	OAK#
Andersen	NR	NR	NR	NR	NR	NR	NR	NR	NR	NR	IN	IN	IN	IN	IN	IN	IN	IN
Armstrong	PL	PL	PL	PL	PL	PL	PL	PL	PL	PL	PL	PL	PL	PL	PL	PL	PL	PL
Bock	IN	PL	PL	PL	PL	PL	ST	IR	IR	IR	IR	IR	IR	IR	IR	IR	IR	IR
Bowens	ST	ST	ST	ST	ST	ST	ST	ST	IN	ST	ST	ST	ST	ST	ST	ST	ST	ST
Bromell	IN	PL	PL	PL	PL	IN	IN	IN	IN	IN	IN	IN	PL	PL	PL	PL	PL	PL
Cesario	NR	NR	NR	NR	NR	NR	NR	IN	IN	IN	IN	IN	IN	IN	IN	IN	IN	IN
Denson	IN	IN	IN	IN	PL	PL	IN	PL	PL	PL	PL	PL	PL	PL	PL	PL	PL	PL
Dixon	ST	ST	ST	ST	ST	ST	IN	ST	ST	ST	ST	ST	ST	ST	ST	ST	ST	ST
Donnalley	ST	ST	ST	ST	ST	ST	ST	ST	ST	ST	ST	ST	ST	ST	ST	ST	ST	ST
Dyer	PL	PL	PL	PL	PL	ST	PL	PL	PL	PL	PL	PL	PL	PL	PL	PL	PL	PL
Emanuel	PL	PL	PL	PL	PL	PL	PL	IN	PL	IN	IN	PL	IN	PL	PL	IR	IR	IR
Fiedler	ST	ST	ST	ST	ST	ST	ST	ST	ST	ST	ST	3Q	ST	ST	ST	ST	ST	ST
Freeman	IN	XX	IN	IN	PL	IN	IN	PL	IN	IN	PL	PL	PL	PL	PL	PL	ST	PL
Gadsden	ST	ST	ST	ST	ST	ST	ST	ST	ST	ST	ST	ST	ST	ST	ST	ST	ST	ST
Galyon	PL	PL	PL	PL	ST	PL	IR	IR	IR	IR	IR	IR	IR	IR	IR	IR	IR	IR
Gamble	PL	PL	PL	PL	PL	PL	PL	PL	PL	PL	PL	PL	PL	PL	PL	PL	PL	PL
Gardener	ST	ST	IN	IN	IN	IN	IN	ST	ST	IN	ST	ST	ST	ST	ST	ST	ST	ST
Goodwin	ST	ST	ST	IN	ST	ST	ST	ST	ST	ST	ST	ST	ST	ST	ST	ST	ST	ST
Grant	IN	IN	IN	IN	IN	PL	XX	IN	PL	XX	IN	IN	IN	IN	IN	IN	IN	IN
Haley	PL	IN	PL	PL	PL	ST	ST	PL	ST	ST	PL	PL	PL	PL	PL	PL	XX	PL
Hamilton	NR	NR	NR	NR	NR	NR	NR	PL	PL	PL	NR	NR	NR	NR	NR	NR	NR	NR
Heffner-Liddiard	NR	NR	NR	NR	NR	NR	NR	NR	NR	NR	NR	PL	PL	PL	PL	PL	PL	PL
Hendricks	NR	NR	NR	NR	PL	PS	PS	PS	PS	PL	PL	PL	PL	PL	PL	PL	PL	PL
Hill	PL	PL	IN	IN	IN	IN	PL	NR	NR	NR	NR	NR	NR	NR	NR	NR	NR	NR
Huard	PL	PL	PL	PL	PL	PL	PL	PL	PL	PL	PL	PL	PL	PL	PL	PL	PL	XX
Irwin	PL	IN	XX	PL	PL	PL	XX	PL	PL	PL	PL	PL	PL	PL	PL	PL	PL	PL
Izzo	PL	PL	PL	PL	PL	PL	PL	PL	PL	PL	PL	PL	PL	PL	PL	PL	PL	PL
Jeffries	PL	IN	PL	PL	PL	PL	PL	PL	PL	PL	PL	PL	IR	IR	IR	IR	IR	IR
Johnson	IN	XX	PL	PL	PL	PL	PL	PL	PL	IN	PL	ST	PL	PL	PL	PL	PL	PL
Jones	ST	ST	ST	ST	ST	ST	ST	ST	ST	ST	ST	ST	ST	ST	ST	ST	ST	ST
Kelly	PL	IN	IN	PL	IR	IR	IR	IR	IR	IR	IR	IR	IR	IR	IR	IR	IR	IR
Konrad	ST	ST	ST	ST	ST	IN	ST	ST	ST	PL	ST	ST	ST	ST	ST	ST	PL	ST
Madison	ST	ST	ST	ST	ST	ST	ST	ST	ST	ST	ST	ST	ST	ST	ST	ST	ST	ST
Mare	PL	PL	PL	PL	PL	PL	PL	PL	PL	PL	PL	PL	PL	PL	PL	PL	PL	PL
Marion	ST	ST	ST	ST	ST	ST	ST	ST	ST	ST	ST	ST	ST	ST	ST	ST	ST	ST
Mayes	NR	NR	NR	NR	NR	IN	IN	IN	IN	IN	IN	IN	IN	IN	IN	IN	IN	IN
Martin	ST	ST	IN	IN	IN	PL	IN	IN	IN	PL	PL	PL	PL	ST	ST	ST	ST	ST
McDuffie	PP	PP	PP	PP	PP	PP	PP	PL	PL	PL	ST	PL	IN	PL	PL	PL	PL	PL
Mixon	ST	ST	ST	ST	ST	ST	ST	ST	ST	ST	ST	ST	ST	ST	ST	ST	ST	ST
Ogden	PL	PL	PL	PL	PL	PL	PL	PL	PL	PL	PL	PL	PL	PL	PL	PL	PL	PL
Owens	PL	PL	ST	ST	PL	PL	PL	PL	PL	PL	PL	PL	IN	IN	IN	IN	IN	IN
Perry	PL	PL	PL	PL	IN	IN	PL	PL	PL	PL	PL	IR	IR	IR	IR	IR	IR	IR
Quinn	3Q	3Q	3Q	3Q	3Q	3Q	3Q	3Q	3Q	NR	3Q	XX	3Q	3Q	3Q	3Q	3Q	3Q
Rodgers	ST	ST	ST	ST	ST	PL	PL	ST	ST	ST	ST	ST	ST	ST	ST	ST	ST	ST
Ruddy	ST	ST	ST	ST	ST	ST	ST	ST	ST	ST	ST	ST	ST	ST	ST	ST	ST	ST
Russell	PL	PL	PL	PL	PL	PL	PL	PL	PL	ST	ST	PL	PL	PL	PL	PL	PL	PL
Savage	PS	PS	PS	PS	PS	PS	PS	PS	PS	PS	PS	PS	NR	PS	NR	XX	IN	IN
Shaw	IN	IN	PL	XX	PL	ST	PL	ST	ST	PL	PL	PL	PL	IN	IN	IN	PL	PL
Shepherd	PL	PL	ST	ST	ST	ST	ST	ST	ST	ST	ST	ST	ST	IN	IN	IN	IN	PL
Smith, B.	PL	PL	PL	ST	ST	PL	PL	PL	PL	PL	PL	PL	PL	PL	PL	PL	PL	PL
Smith, L.	ST	ST	ST	ST	ST	ST	ST	ST	ST	ST	IN	ST	ST	ST	ST	ST	ST	ST
Surtain	ST	ST	ST	ST	ST	ST	ST	ST	ST	ST	ST	ST	ST	ST	ST	ST	ST	ST
Taylor	ST	ST	ST	ST	ST	ST	ST	ST	ST	ST	ST	ST	ST	ST	ST	ST	ST	ST
Thomas, T.	PL	PL	PL	PL	IN	PL	PL	PL	PL	PL	IR	IR	IR	IR	IR	IR	IR	IR
Thomas, Z.	ST	ST	ST	ST	IN	ST	ST	IN	IN	IN	ST	ST	ST	ST	ST	ST	ST	ST
Turk	PL	PL	PL	ST	PL	PL	PL	PL	PL	PL	PL	PL	PL	PL	PL	PL	PL	PL
Wade	ST	ST	ST	ST	ST	ST	ST	ST	ST	ST	ST	ST	ST	ST	ST	ST	ST	ST
Walker	ST	ST	ST	ST	ST	ST	ST	ST	ST	ST	ST	ST	ST	ST	ST	ST	ST	ST
Weaver	PL	PL	PL	PL	PL	PL	PL	PL	PL	PL	PL	PL	PL	PL	PL	PL	PL	PL
Webb	ST	ST	ST	IN	XX	ST	ST	ST	ST	ST	ST	ST	ST	ST	ST	ST	ST	ST
Williams	NR	NR	NR	NR	NR	NR	NR	NR	NR	NR	NR	NR	IN	IN	PL	PL	PL	IN
Wilson	PL	PL	PL	PL	PL	PL	ST	PL	PL	PL	PL	PL	PL	PL	PL	PL	PL	PL

## LEGEND

ST = STARTED

PL = PLAYED

IN = INACTIVE

# = PLAYOFF GAME

XX = DID NOT PLAY

IR = INJURED RESERVE

PS = PRACTICE SQUAD

3Q = THIRD QUARTERBACK

NR = NOT ON ROSTER

NF = NON-FOOTBALL INJURY

PP = PHYSICALLY

UNABLE TO PERFORM



# 2000 GAME-BY-

## OFFENSE

GAME	WR	LT	LG	C	RG
Seattle	Martin	Webb	Dixon	Ruddy	Donnalley
at Minnesota	Martin	Webb	Dixon	Ruddy	Donnalley
Baltimore	Shepherd	Webb	Dixon	Ruddy	Donnalley
New England	Shepherd	B. Smith	Dixon	Ruddy	Donnalley
at Cincinnati	Shepherd	B. Smith	Dixon	Ruddy	Donnalley
Buffalo	Shepherd	Webb	Dixon	Ruddy	Donnalley
at New York Jets	Shepherd	Webb	Bock	Ruddy	Donnalley
Green Bay	Shepherd	Webb	Dixon	Ruddy	Donnalley
at Detroit	Shepherd	Webb	Dixon	Ruddy	Donnalley
at San Diego	Shepherd	Webb	Dixon	Ruddy	Donnalley
New York Jets	Shepherd	Webb	Dixon	Ruddy	Donnalley
at Indianapolis	Shepherd	Webb	Dixon	Ruddy	Donnalley
at Buffalo	Shepherd	Webb	Dixon	Ruddy	Donnalley
Tampa Bay	Martin	Webb	Dixon	Ruddy	Donnalley
Indianapolis	Martin	Webb	Dixon	Ruddy	Donnalley
at New England	Martin	Webb	Dixon	Ruddy	Donnalley
Indianapolis#	Martin	Webb	Dixon	Ruddy	Donnalley
at Oakland#	Martin	Webb	Dixon	Ruddy	Donnalley

## DEFENSE

GAME	LE	LDT	RDT	RE	LLB
Seattle	Mixon	Bowens	Gardener	Taylor	Rodgers
at Minnesota	Mixon	Bowens	Gardener	Taylor	Rodgers
Baltimore	Owens	Bowens	Mixon	Taylor	Rodgers
New England	Owens	Bowens	Mixon	Taylor	Rodgers
at Cincinnati	Owens	Bowens	Mixon	Taylor	Rodgers
Buffalo	Mixon	Bowens	Haley	Taylor	Shaw-DB
at New York Jets	Mixon	Bowens	Haley	Taylor	Wilson-DB
Green Bay	Mixon	Bowens	Gardener	Taylor	Rodgers
at Detroit	Mixon	Haley	Gardener	Taylor	Rodgers
at San Diego	Mixon	Bowens	Haley	Taylor	Rodgers
New York Jets	Mixon	Bowens	Gardener	Taylor	Rodgers
at Indianapolis	Mixon	Bowens	Gardener	Taylor	Rodgers
at Buffalo	Mixon	Bowens	Gardener	Taylor	Rodgers
Tampa Bay	Mixon	Bowens	Gardener	Taylor	Rodgers
Indianapolis	Mixon	Bowens	Gardener	Taylor	Rodgers
at New England	Mixon	Bowens	Gardener	Taylor	Rodgers
Indianapolis#	Mixon	Bowens	Gardener	Taylor	Rodgers
at Oakland#	Mixon	Bowens	Gardener	Taylor	Rodgers

# - Playoff Games

**GAMES PLAYED-STARTED-DID NOT PLAY-INACTIVE:** \*Andersen 0-0-0-6; Armstrong 16-0-0-0, Bock 6-1-0-1, Bowens 15-15-0-1, Bromell 8-0-0-8, Cesario 0-0-0-9, Denson 11-0-0-5, Dixon 15-15-0-1, Donnalley 16-16-0-0, Dyer 16-1-0-0, Emanuel 11-0-0-4, Fiedler 15-15-0-1, Freeman 8-0-1-7, Gadsden 16-16-0-0, Galyon 6-1-0-0, Gamble 16-0-0-0, Gardener 10-10-0-6, Goodwin 16-16-0-0, Grant 2-0-2-12, Haley 15-4-0-1, Hamilton 3-0-0-0, @Heffner-Liddiard 5-0-0-0; Hendricks 8-0-0-0; Hill 3-0-0-4, Huard 16-1-0-0, Irwin 13-0-2-1, Izzo 16-0-0-0, Jeffries 11-0-0-1, Johnson 13-1-1-2, Jones 16-16-0-0, Kelly 2-0-0-2, Konrad 15-13-0-1, Madison 16-16-0-0, Mare 16-0-0-0, Marion 16-16-0-0, Martin 10-5-0-6, #Mayes 0-0-0-10, McDuffie 9-1-0-1, Mixon 16-16-0-0, Ogden 16-0-0-0, Owens 12-3-0-4, Perry 9-0-0-2, Quinn 0-0-1-14, Rodgers 16-14-0-0, Ruddy 16-16-0-0, Russell 16-2-0-0, Savage 0-0-1-0, Shaw 11-3-1-4, Shepherd 13-11-0-3, B. Smith 16-2-0-0, L. Smith 15-15-0-1, Surtain 16-16-0-0, Taylor 16-16-0-0, T. Thomas 9-0-0-1, Z. Thomas 11-11-0-5, Turk 16-0-0-0, Wade 16-16-0-0, Walker 16-16-0-0, Weaver 16-0-0-0, Webb 14-14-1-1, &Williams 2-0-0-2; Wilson 16-1-0-0.

**PLAYOFF GAMES PLAYED-STARTED-DID NOT PLAY-INACTIVE:** Andersen 0-0-0-2; Armstrong 2-0-0-0, Bowens 2-2-0-0, Bromell 2-0-0-0, Cesario 0-0-0-2, Denson 2-0-0-0, Dixon 2-2-0-0, Donnalley 2-2-0-0, Dyer 2-0-0-0, Fiedler 2-0-0-0, Freeman 2-0-0-0, Gadsden 2-2-0-0, Gamble 2-0-0-0, Gardener 2-2-0-0, Goodwin 2-2-0-0, Grant 0-0-0-2, Haley 1-0-1-0, Heffner-Liddiard 2-0-0-0; Hendricks 2-0-0-0, Huard 1-0-1-0, Irwin 2-0-0-0, Izzo 2-0-0-0, Johnson 2-0-0-0, Jones 2-2-0-0, Konrad 2-1-0-0, Madison 2-2-0-0, Mare 2-0-0-0, Marion 2-2-0-0, Martin 2-2-0-0, Mayes 0-0-0-2, McDuffie 2-1-0-0, Mixon 2-2-0-0, Ogden 2-0-0-0, Owens 0-0-0-2, Quinn 0-0-0-2, Rodgers 2-2-0-0, Ruddy 2-2-0-0, Russell 2-0-0-0, Savage 0-0-0-2, Shaw 2-0-0-0, Shepherd 1-0-0-1, B. Smith 2-0-0-0, L. Smith 2-2-0-0, Surtain 2-2-0-0, Taylor 2-2-0-0, Z. Thomas 2-2-0-0, Turk 2-0-0-0, Wade 2-2-0-0, Walker 2-2-0-0, Weaver 2-0-0-0, Webb 2-2-0-0, Williams 1-0-0-1, Wilson 2-0-0-0

**262 • 2000 Game-By-Game Starters**

# GAME STARTERS

RT	TE	WR	QB	RB	FB
Wade	Goodwin	Gadsden	Fiedler	L. Smith	Konrad
Wade	Goodwin	Gadsden	Fiedler	L. Smith	Konrad
Wade	Goodwin	Gadsden	Fiedler	L. Smith	Konrad
Wade	Goodwin	Gadsden	Fiedler	L. Smith	Konrad
Wade	Goodwin	Gadsden	Fiedler	L. Smith	Konrad
Wade	Goodwin	Gadsden	Fiedler	L. Smith	Dyer
Wade	Goodwin	Gadsden	Fiedler	L. Smith	Konrad
Wade	Goodwin	Gadsden	Fiedler	L. Smith	Konrad
Wade	Goodwin	Gadsden	Fiedler	L. Smith	Konrad
Wade	Goodwin	Gadsden	Fiedler	L. Smith	McDuffie-WR
Wade	Goodwin	Gadsden	Fiedler	L. Smith	Konrad
Wade	Goodwin	Gadsden	Huard	Johnson	Konrad
Wade	Goodwin	Gadsden	Fiedler	L. Smith	Konrad
Wade	Goodwin	Gadsden	Fiedler	L. Smith	Konrad
Wade	Goodwin	Gadsden	Fiedler	L. Smith	Konrad
Wade	Goodwin	Gadsden	Fiedler	L. Smith	Konrad
Wade	Goodwin	Gadsden	Fiedler	L. Smith	McDuffie-WR
Wade	Goodwin	Gadsden	Fiedler	L. Smith	Konrad

MLB	RLB	LCB	RCB	SS	FS
Z. Thomas	Jones	Surtain	Madison	Walker	Marion
Z. Thomas	Jones	Surtain	Madison	Walker	Marion
Z. Thomas	Jones	Surtain	Madison	Walker	Marion
Z. Thomas	Jones	Surtain	Madison	Walker	Marion
Z. Thomas	Jones	Surtain	Madison	Walker	Marion
Z. Thomas	Jones	Surtain	Madison	Walker	Marion
Shaw-DB	Jones	Surtain	Madison	Walker	Marion
Shaw-DB	Jones	Surtain	Madison	Walker	Marion
Jones	Russell	Surtain	Madison	Walker	Marion
Jones	Russell	Surtain	Madison	Walker	Marion
Z. Thomas	Jones	Surtain	Madison	Walker	Marion
Z. Thomas	Jones	Surtain	Madison	Walker	Marion
Z. Thomas	Jones	Surtain	Madison	Walker	Marion
Z. Thomas	Jones	Surtain	Madison	Walker	Marion
Z. Thomas	Jones	Surtain	Madison	Walker	Marion
Z. Thomas	Jones	Surtain	Madison	Walker	Marion
Z. Thomas	Jones	Surtain	Madison	Walker	Marion

**INACTIVES: SEATTLE:** Bock, Bromell, Denson, Freeman, Grant, Johnson, Quinn, Shaw; **at Minnesota:** Denson, Freeman, Grant, Haley, Irwin, Jeffries, Kelly, Quinn; **BALTIMORE:** Denson, Freeman, Gardener, Grant, Hill, Kelly, Martin, Quinn; **NEW ENGLAND:** Denson, Freeman, Gardener, Grant, Hill, Martin, Quinn, Webb; **at Cincinnati:** Gardener, Grant, Hill, Martin, Perry, T. Thomas, Z. Thomas, Quinn; **BUFFALO:** Bromell, Freeman, Gardener, Hill, Konrad, Mayes, Perry, Quinn; **at New York Jets:** Bromell, Denson, Dixon, Freeman, Gardener, Martin, Mayes, Quinn; **GREEN BAY:** Bromell, Cesario, Emanuel, Grant, Mayes, Martin, Quinn, Z. Thomas; **at Detroit:** Bowens, Bromell, Cesario, Freeman, Martin, Mayes, Quinn, Z. Thomas; **at San Diego:** Bromell, Cesario, Emanuel, Freeman, Gardener, Johnson, Mayes, Z. Thomas; **NEW YORK JETS:** Andersen, Bromell, Cesario, Emanuel, Grant, Mayes, Quinn, Z. Thomas; **at Indianapolis:** Andersen, Bromell, Cesario, Fiedler, Grant, Mayes, McDuffie, L. Smith; **at Buffalo:** Andersen, Cesario, Emanuel, Grant, Mayes, Owens, Quinn, Williams; **TAMPA BAY:** Andersen, Cesario, Grant, Mayes, Owens, Quinn, Shepherd, Williams; **INDIANAPOLIS:** Andersen, Cesario, Grant, Mayes, Owens, Quinn, Shaw, Shepherd; **at New England:** Andersen, Cesario, Grant, Mayes, Owens, Quinn, Shaw, Shepherd.

**PLAYOFF INACTIVES: INDIANAPOLIS:** Andersen, Cesario, Grant, Mayes, Owens, Quinn, Savage, Shepherd; **at Oakland:** Andersen, Cesario, Grant, Mayes, Owens, Quinn, Savage, Williams.

\*Andersen also participated in seven games with no starts for the New England Patriots; @Heffner-Liddiard was with the New York Giants for two games but did not play; #Mayes also participated in five games with three starts for the Chicago Bears; &Williams also participated in nine games with seven starts for the New York Jets

# 2000 GAME-BY-GAME SUMMARIES

## GAME 1

**DOLPHINS 23, SEAHAWKS 0**  
September 3, 2000

**Pro Player Stadium**  
**Miami, FL**

The Dolphins improved their opening day record to 20-14-1 and their record in home openers to 28-6-1. In addition, it was their ninth straight victory on opening day, tying for the third-longest streak in NFL history. In addition, it was Miami's third shutout victory on opening day. The Dolphins took the ball on the opening drive of the game and marched 70 yards in 13 plays and 7:17, culminating with a Lamar Smith four-yard TD run, marking the first time that Miami scored a touchdown on their initial possession of the regular season since 1992. Quarterback Jay Fielder converted a pair of key third down passes on the drive. The first was a 16-yard completion to Bert Emanuel on third-and-seven from the Dolphins' 33. The second was a 15-yard shovel pass to Thurman Thomas on third-and-12 from the Seahawks' 40. In addition, Smith rushed for 39 yards. Sam Madison intercepted a Jon Kitna pass on Seattle's first possession of the game and returned it four yards to the Dolphins' 35. That led to an eight-play, 35-yard drive that ended with an Olindo Mare 48-yard field goal. Madison came up with his second interception in as many series on the first play of the second quarter when he picked off a Kitna pass and brought it back 34 yards to the Seahawks' 36. Four plays later, Mare connected on a 25-yard field goal. On the next play from scrimmage, Jason Taylor recovered a Kitna fumble at the Seahawks' 16, leading to Mare's third field goal in as many possessions, from 30 yards out, 4:09 into the second quarter. It marked the first time since October 8, 1995 that the Dolphins had scored on each of their first four possessions of a game. Seattle had their best chance to score late in the first half when they got to the Dolphins' 33 on the strength of a Ricky Watters 36-yard run. But Kris Heppner's 52-yard field goal attempt missed wide left. Following the miss, Miami gained possession at their own 42 and traveled 58 yards in seven plays en route to a Fiedler to Oronde Gadsden 16-yard touchdown strike with 43 seconds to play in the half. Fiedler completed all five passes on the march, totaling 51 yards. The Seahawks could not get into Dolphins territory in seven offensive possessions in the second half. The closest either team came to scoring in the second half was when Lamar Smith fumbled into the Seahawks' end zone after a 36-yard run to the Seattle one-yard line. Smith's rushing total of 145 yards was the fourth-most by a Dolphin on opening day.

SEATTLE	0	0	0	0	-	0
MIAMI	10	13	0	0	-	23

TEAM	SCORE	DRIVE		QTR	CLOCK TIME
		(Plays/Yards/Time)			
MIA	L. Smith, 4 run (Mare kick)	13/70/7:17	1	7:43	
MIA	FG Mare 48	8/35/3:59	1	1:22	
MIA	FG Mare 25	4/1/0:56	2	13:54	
MIA	FG Mare 30	4/4/2:48	2	10:51	
MIA	Gadsden, 16 pass from Fielder (Mare kick)	7/58/2:44	2	0:43	

**ATT. - 72,949**

	SEATTLE	MIAMI
First Downs/Total-Rush-Pass-Penalty	8/2-5-1	16/10-5-1
Third Down Efficiency	1-11/9.1	3-13/23.1
Total Yards-Plays-Average	143-47-3.0	308-67-4.6
Rushes-Yards-Average	19-71-3.7	41-181-4.4
Net Yards Passing-Sacked-Yards Lost	72-4-12	127-2-7
Passes Attempted-Completed-Intercepted	24-10-4	24-15-0
Punts/Number-Average	6-41.7	7-40.4
Penalties/Number-Yards	2-10	6-36
Fumbles/Number-Lost	3-2	1-1
Time of Possession	21:40	38:20

### INDIVIDUAL STATISTICS

**RUSHING** - Miami: L. Smith 27-145, 1 TD; Konrad 7-19; Fiedler 3-9; T. Thomas 3-9; Emanuel 1-(-1).  
Seattle: Watters 11-59; Alexander 2-5; Kitna 2-5; Huard 1-4; Brown 2-3; Williams 1-(-5).

**PASSING** - Miami: Fiedler 24-15-0, 134 yards, 1 TD.

Seattle: Kitna 13-6-4, 54 yards, 0 TDs; Huard 11-4-0, 30 yards, 0 TDs.

**RECEIVING** - Shepherd 3-30; T. Thomas 3-22; Gadsden 2-21, 1 TD; Martin 2-19; Konrad 2-6; Emanuel 1-16; L. Smith 1-12; Goodwin 1-8.

Seattle: Watters 3-32; Jackson 2-15; Brown 2-9; Mili 1-10; Mayes 1-9; Williams 1-9.

**INTERCEPTIONS** - Madison 2-38 yards; Surtain 1-12 yards; Marion 1-0 yards.  
Seattle: None.

**SACKS** - Miami: Armstrong 2.5; Gardener 0.5; Taylor 0.5; Z. Thomas 0.5.  
Seattle - King 1; Simmons 1.

**MISSSED FIELD GOALS** - Miami: None.  
Seattle: Heppner 52(WL).



## GAME 2

**VIKINGS 13, DOLPHINS 7**  
**September 10, 2000**

**Hubert H. Humphrey Metrodome**  
**Minneapolis, MN**

The Vikings took a 3-0 lead with 2:46 to play in the first quarter when Gary Anderson capped a ten-play, 75-yard drive with a 28-yard field goal. The key play on the drive was a 42-yard completion from Daunte Culpepper to Cris Carter to the Dolphins' 19 on third-and-nine. The Vikings got into Dolphins territory on the final play of the first quarter, but Brock Marion intercepted a Culpepper pass on the first play of the second period and returned it 14 yards to the 26. After pinning the Dolphins at their own one-yard line, the Vikings took over at their own 44 with 4:00 left in the second quarter. They got as far as the Dolphins' 18, but Trace Armstrong stripped the ball from Culpepper and Jason Taylor recovered with 23 seconds remaining in the half. Keith Thibodeaux intercepted a Jay Fiedler pass on the third play of the second half, giving Minnesota the ball at their own 47. That drive ended when Brian Walker intercepted a Culpepper pass and returned it one yard to the Dolphins' 39. Although the Vikings were pinned at their own six late in the third quarter following a Matt Turk punt, they embarked on a 13-play, 63-yard drive that ended with an Anderson 49-yard field goal 3:30 into the fourth quarter. Culpepper completed four of seven passes for 44 yards on the scoring march. The Vikings accounted for the game's first touchdown when Culpepper hit Randy Moss for a 15-yard scoring strike with 1:56 remaining in the game. The scoring drive began at the Vikings' 46 after they stopped the Dolphins deep in their own end of the field. Miami responded with a six-play, 66-yard drive that used only 54 seconds of the clock and culminated with a Fiedler to Thurman Thomas two-yard scoring pass with 1:02 to play. Fiedler connected on five of six passes for 66 yards on the march, including a 44-yard strike to Tony Martin on the play prior to the score. Orlando Thomas recovered the onside kick that ensued, and the Vikings ran out the final 58 seconds of the game.

<b>MIAMI</b>	<b>0</b>	<b>0</b>	<b>0</b>	<b>7</b>	<b>-</b>	<b>7</b>
<b>MINNESOTA</b>	<b>3</b>	<b>0</b>	<b>0</b>	<b>10</b>	<b>-</b>	<b>13</b>

<b>TEAM</b>	<b>SCORE</b>	<b>DRIVE (Plays/Yards/Time)</b>	<b>QTR</b>	<b>CLOCK TIME</b>
MINN	FG Anderson 28	10/75/5:53	1	2:46
MINN	FG Anderson 49	13/63/5:36	4	11:30
MINN	Moss, 15 pass from Culpepper (Anderson kick)	5/54/1:55	4	1:56
MIA	T. Thomas, 2 pass from Fiedler (Mare kick)	6/66/0:54	4	1:02

**ATT. - 64,112**

	<b>MIAMI</b>	<b>MINNESOTA</b>
First Downs/Total-Rush-Pass-Penalty	10/2-8-0	24/7-16-1
Third Down Efficiency	3-13/23.1	5-11/45.5
Total Yards-Plays-Average	209-50-4.2	468-68-6.9
Rushes-Yards-Average	16-49-3.1	28-125-4.5
Net Yards Passing-Sacked-Yards Lost	160-3-15	343-3-12
Passes Attempted-Completed-Intercepted	31-12-1	37-23-3
Punts/Number-Average	9-43.8	4-44.8
Penalties/Number-Yards	7-40	7-60
Fumbles/Number-Lost	0-0	3-1
Time of Possession	22:41	37:19

### INDIVIDUAL STATISTICS

**RUSHING** - Miami: L. Smith 11-27; Fiedler 4-22; Emanuel 1-0.

Minnesota: Smith 18-72; Culpepper 8-37; Moss 1-9; Kleinsasser 1-7.

**PASSING** - Miami: Fiedler 31-12-1, 175 yards, 1 TD.

Minnesota: Culpepper 37-23-3, 355 yards, 1 TD.

**RECEIVING** - Miami: Martin 6-120; Gadsden 2-24; L. Smith 1-12; Weaver 1-12; Emanuel 1-5; T. Thomas 1-2, 1 TD.

Minnesota: Carter 9-168; Moss 6-87, 1 TD; Jordan 3-27; Davis 2-42; Walsh 1-20; Smith 1-11; Kleinsasser 1-0.

**INTERCEPTIONS** - Marion 1-14 yards; Walker 1-1 yard; Bowens 1-0 yards.

Minnesota: Thibodeaux 1-0 yards.

**SACKS** - Miami: Armstrong 1; Bowens 1; Mixon 1.

Minnesota: Griffith 1; McDaniel 1; Wong 1.

**MISSED FIELD GOALS** - Miami: None.

Minnesota: None.

## GAME 3

**DOLPHINS 19, RAVENS 6**  
**September 17, 2000**

**Pro Player Stadium**  
**Miami, FL**

The Dolphins scored the only six points in a first half that was played through a steady rain. The Dolphins' first series of the game resulted in a 10-play, 47-yard drive that ended with an Olindo Mare 42-

yard field goal with 4:55 left in the first quarter. Lamar Smith rushed for 35 yards on the march. Mare notched his second field goal in as many series when he connected on a 41-yard field goal, 2:23 into the second quarter. The scoring drive started at the Ravens' 48 after a 31-yard punt return by Jeff Ogden. The Ravens had the ball at the Miami 27 following an interception, but on their second play from scrimmage, Patrick Surtain intercepted a Tony Banks pass and brought it back 43 yards to the Dolphins' 47. Baltimore then got the ball back at the Dolphins' 35 with 2:07 to play in the opening half. On the strength of a pair of runs totaling 55 yards by Jamal Lewis, the Ravens got to the Dolphins' 12 before Kenny Mixon blocked a Matt Stover 30-yard field goal attempt on the final play of the half. Following a halftime ceremony in which former quarterback Dan Marino was inducted into the Dolphin Honor Roll, had his jersey no. 13 retired and had a bronze statue unveiled, the Dolphins embarked on a five-play, 61-yard drive that was capped by a Lamar Smith seven-yard touchdown run. The drive began at the Dolphins' 39 following a 29-yard kickoff return by Brock Marion. Jay Fiedler completed all three of his pass attempts on the drive, totaling 51 yards, including a 28-yard completion to Smith one play prior to the score. Fiedler also hit Leslie Shepherd for a 19-yard completion on third-and-3 from the Dolphins' 46. Baltimore posted its first points of the game with 3:13 to play in the third quarter on a Stover 27-yard field goal, culminating a 13-play, 67-yard drive that used 8:34 of the clock. The Ravens had a first-and-goal from the one, but the Dolphins came up with two sacks in the three plays leading up to the field goal. The Dolphins took a 16-point lead on the third play of the fourth quarter when Fiedler and Smith combined for an eight-yard touchdown strike. On the drive, Fiedler connected on all three of his pass attempts, totaling 62 yards, including a 41-yard completion to Jed Weaver which put the Dolphins at the Ravens' 11 two plays before the touchdown. Baltimore came back with Stover's 33-yard field goal following its next series, which consisted of eight plays covering 55 yards. The Ravens made it to the Dolphins' 13 with just over two minutes to play in the game, but were stopped on fourth-and-two.

<b>BALTIMORE</b>	<b>0</b>	<b>0</b>	<b>3</b>	<b>3</b>	<b>—</b>	<b>6</b>
<b>MIAMI</b>	<b>3</b>	<b>3</b>	<b>7</b>	<b>6</b>	<b>—</b>	<b>19</b>

TEAM	SCORE	DRIVE		QTR	CLOCK
		(Plays/Yards/Time)			
MIA	FG Mare 42	10/47/6:29	1	4:55	
MIA	FG Mare 41	9/25/4:46	2	12:37	
MIA	Smith, 7 run (Mare kick)	5/61/3:13	3	11:47	
BAL	Stover 27	13/67/8:34	3	3:13	
MIA	Smith, 8 pass from Fiedler (kick failed)	8/80/4:58	4	13:15	
BAL	FG Stover 33	8/55/3:40	4	9:35	

ATT. — 73,464

	<b>BALTIMORE</b>	<b>MIAMI</b>
First Downs/Total-Rush-Pass-Penalty	18/6-9-3	15/6-8-1
Third Down Efficiency	2-10/20.0	5-12/41.7
Total Yards-Plays-Average	262-55-4.8	258-51-5.1
Rushes-Yards-Average	18-118-6.6	34-106-3.1
Net Yards Passing-Sacked-Yards Lost	144-6-45	152-1-8
Passes Attempted-Completed-Intercepted	31-19-1	16-11-1
Punts/Number-Average	4-41	3-48.3
Penalties/Number-Yards	4-20	6-38
Fumbles/Number-Lost	3-0	0-0
Time of Possession	28:49	31:11

### INDIVIDUAL STATISTICS

**RUSHING** — Miami: L. Smith 22-63, 1 TD; T. Thomas 3-25; Johnson 5-10; Fiedler 4-8.

Baltimore: Ja. Lewis 9-76; Holmes 6-25; Banks 2-11; Ayanbadejo 1-6.

**PASSING** — Miami: Fiedler 16-11-1, 160 yards, 1 TD.

Baltimore: Banks 31-19-1, 189 yards, 0 TDs.

**RECEIVING** — Miami: L. Smith 3-47, 1 TD; T. Thomas 3-31; Shepherd 3-30; Weaver 1-41; Gadsden 1-11.

Baltimore: Sharpe 5-56; Ayanbadejo 4-49; Johnson 2-23; Ja. Lewis 2-22; Holmes 2-18; Coates 2-11; Taylor 2-10.

**INTERCEPTIONS** — Miami: Surtain 1-43 yards.

Baltimore: Trapp 1-3 yards.

**SACKS** — Miami: Taylor 2.5; Armstrong 1; Haley 1; Walker 1; Mixon 0.5.

Baltimore: McCrary 1.

**MISSED FIELD GOALS** — Miami: None.

Baltimore: Stover 30(B).

## GAME 4

**DOLPHINS 10, PATRIOTS 3**  
September 24, 2000

**Pro Player Stadium**  
**Miami, FL**

The Miami Dolphins improved to 3-1 on the season with a 10-3 win over the New England Patriots before a Pro Player Stadium crowd of 73,344. The Dolphins made it to the Patriots' 17 with just less than five minutes to play in the first quarter, but the drive ended when Henry Thomas intercepted a Jay Fiedler pass and

returned it 16 yards to the Patriots' 35. From there, New England went 43 yards in 12 plays en route to an Adam Vinatieri 40-yard field goal, 17 seconds into the second quarter. The Dolphins responded six plays later when Fiedler found Bert Emanuel for a 53-yard touchdown strike, providing Miami with all the scoring that they would need on the day. The Patriots appeared as though they would re-gain the lead late in the second quarter when they were at the Dolphins' six. But Brian Walker jarred the ball loose from Kevin Faulk at the Dolphins' two and Zach Thomas recovered to end that threat. New England once again was in Miami territory, at the Dolphins' 35 with just over a minute to play in the first half, before being turned back on downs. The Dolphins took over at the 38 with 1:06 to play in the half. Fiedler then completed three of his next four passes, totaling 13 yards, and also scrambled for eight yards, in guiding the Dolphins to the Patriots' 26, and setting up an Olindo Mare 43-yard field goal with seven seconds remaining in the half. The Dolphins threatened midway through the third quarter when they got to the Patriots' 34, but Ted Johnson recovered a Bert Emanuel fumble. New England's first trip into Dolphins territory in the second half didn't occur until their fourth possession of the half when they made it to the Miami 35. But Vinatieri's 53-yard field goal attempt hit the crossbar. Trailing by seven points, the Patriots took over at midfield with 3:52 to play in the game. The Patriots traveled 45 yards to the Dolphins' five on the strength of a 28-yard pass from Drew Bledsoe to Terry Glenn on fourth-and-one from the 41. Facing a fourth-and-two from the five with 1:08 to play, Bledsoe's pass intended for Eric Bjornson in the end zone was off the mark, and the Dolphins secured their 14th win-a-row at home in the month of September.

<b>NEW ENGLAND</b>	<b>0</b>	<b>3</b>	<b>0</b>	<b>0</b>	<b>-</b>	<b>3</b>
<b>MIAMI</b>	<b>0</b>	<b>10</b>	<b>0</b>	<b>0</b>	<b>-</b>	<b>10</b>

<b>TEAM</b>	<b>SCORE</b>	<b>DRIVE (Plays/Yards/Time)</b>	<b>QTR</b>	<b>CLOCK TIME</b>
NE	FG Vinatieri 40	12/43/4:48	2	14:43
MIA	Emanuel, 53 pass from Fiedler (Mare kick)	6/70/3:13	2	11:30
MIA	FG Mare 43	7/36/0:59	2	0:07

ATT. - 73,344

	<b>NEW ENGLAND</b>	<b>MIAMI</b>
First Downs/Total-Rush-Pass-Penalty	12/3-9-0	12/7-4-1
Third Down Efficiency	4-16/25.0	6-14/42.9
Total Yards-Plays-Average	210-64-3.3	242-58-4.2
Rushes-Yards-Average	29-56-1.9	33-99-3.0
Net Yards Passing-Sacked-Yards Lost	154-2-7	143-1-10
Passes Attempted-Completed-Intercepted	33-16-1	24-12-2
Punts/Number-Average	6-46.5	6-44
Penalties/Number-Yards	3-30	5-40
Fumbles/Number-Lost	2-1	1-1
Time of Possession	29:58	30:02

#### INDIVIDUAL STATISTICS

**RUSHING** - Miami: L. Smith 20-42; T. Thomas 4-37; Fiedler 8-21; Emanuel 1-(-1).

New England: Faulk 21-46; Carter 2-8; Bledsoe 2-5; Shaw 3-2; Brown 1-(-5).

**PASSING** - Miami: Fiedler 24-12-2, 153 yards, 1 TD.

New England: Bledsoe 33-16-1, 161 yards, 0 TDs

**RECEIVING** - Miami: Gadsden 4-60; Shepherd 3-23; Emanuel 2-58, 1 TD; Konrad 2-11; T. Thomas 1-1.

New England: Glenn 5-65; Brown 4-38; Bjornson 2-15; Shaw 2-11; Calloway 1-17; Simmons 1-9; Faulk 1-6.

**INTERCEPTIONS** - Miami: Jeffries 1-3 yards.

New England: Law 1-32 yards; Thomas 1-16 yards.

**SACKS** - Miami: Armstrong 2.

New England: Johnson 0.5; Slade 0.5.

**MISSED FIELD GOALS** - Miami: None.

New England: Vinatieri 53(S).

## GAME 5

**DOLPHINS 31, BENGALS 16**  
October 1, 2000

Paul Brown Stadium  
Cincinnati, OH

The Miami Dolphins came away from their first game at Paul Brown Stadium with a 31-16 win over the Cincinnati Bengals before a crowd of 61,535. The Bengals took the ball on the opening drive of the game and marched 80 yards in 13 plays, the final one being a nine-yard scoring pass from Akili Smith to Peter Warrick. The Bengals converted five first downs and all three of their third-down attempts. Smith completed five of six passes for 43 yards, while Corey Dillon rushed for 27 yards on five carries. Cincinnati added to its lead on its next possession when Neil Rackers converted a 23-yard field goal with 46 seconds remaining in the first quarter. The score capped a drive that used 11 plays, covered 65 yards and consumed 5:20 of the clock. Dillon once again rushed for 27 yards on the drive. Two plays later, Lamar Smith fumbled and John Copeland recovered the ball and returned it four yards to the Dolphins' 28. Cincinnati capitalized off the turnover five plays afterward when Rackers recorded a 38-yard field goal. The Dolphins responded by get-



ting to the Bengals five-yard line on their next possession, but Takeo Spikes intercepted a Jay Fiedler pass at the goal line and returned it seven yards. From there, the Bengals traveled 58 yards to the Dolphins' 30, but a five-yard penalty put them out of field goal range. Miami took over at its own 19 and marched 59 yards to the Bengals' 23, setting up an Olindo Mare 40-yard field goal with 49 seconds to play in the first half. On the final play of the first half, Jason Taylor stripped the ball from Akili Smith, Taylor recovered and returned it 29 yards for his second career touchdown. The Dolphins took their first lead of the game following the opening possession of the third quarter when Lamar Smith busted loose for an 18-yard run, culminating a 13-play, 70-yard drive that used 7:45 of the clock. Miami connected on all four of its third-down attempts on the drive, including three third-and-8 situations. The Dolphins scored their second touchdown in as many series when Jay Fiedler connected with Oronde Gadsden for a seven-yard touchdown pass with 4:39 to play in the third quarter. Miami had taken over at their own 46 after forcing the Bengals to punt. The score came two plays after a 34-yard pass interference penalty put the Dolphins at the Bengals' 12. The Dolphins accounted for their third score in as many series when Fiedler and Gadsden combined for a 21-yard touchdown pass, 2:34 into the fourth quarter, capping a seven-play, 73-yard drive. Two plays prior to the score, Lamar Smith broke away for a 29-yard run to the Bengals' 20. Cincinnati answered with Rackers' third field goal of the afternoon, from 34 yards out, midway through the final period. Dillon accounted for 23 of the 57 yards on the drive. The Bengals had a first-and-goal from the eight late in the contest, but were turned back by the Dolphins' defense.

MIAMI	0	10	14	7	-	31
CINCINNATI	10	3	0	3	-	16

TEAM	SCORE	DRIVE		QTR	CLOCK
		(Plays/Yards/Time)			
CIN	Warrick, 9 pass from Smith (Rackers kick)	13/80/6:55	1	8:05	
CIN	FG Rackers 23	11/65/5:20	1	0:46	
CIN	FG Rackers 38	5/7/1:47	2	13:13	
MIA	FG Mare 40	10/59/3:21	2	0:56	
MIA	Taylor, 29 fumble return (Mare kick)		2	0:00	
MIA	L. Smith, 18 run (Mare kick)	13/70/7:45	3	7:15	
MIA	Gadsden, 7 pass from Fiedler (Mare kick)	3/54/1:33	3	4:39	
MIA	Gadsden, 21 pass from Fiedler (Mare kick)	7/73/3:26	4	12:26	
CIN	FG Rackers 34	12/57/5:00	4	7:26	

ATT. - 61,535

	MIAMI	CINCINNATI
First Downs/Total-Rush-Pass-Penalty	18/8-8-2	24/10-10-4
Third Down Efficiency	6-11/54.5	6-15/40.0
Total Yards-Plays-Average	302-52-5.8	350-76-4.6
Rushes-Yards-Average	29-159-5.5	35-191-5.5
Net Yards Passing-Sacked-Yards Lost	143-2-12	159-3-19
Passes Attempted-Completed-Intercepted	21-14-1	38-20-0
Punts/Number-Average	3-60.3	4-31.3
Penalties/Number-Yards	8-61	10-123
Fumbles/Number-Lost	1-1	1-1
Time of Possession	26:20	33:40

#### INDIVIDUAL STATISTICS

**RUSHING** - Miami: L. Smith 12-66, 1 TD; Fiedler 4-45; Denson 8-32; Johnson 5-16.

Cincinnati: Dillon 22-110; Smith 5-43; Bennett 7-35; Warrick 1-3.

**PASSING** - Miami: Fiedler 21-14-1, 155 yards, 2 TDs.

Cincinnati: Smith 38-20-0, 178 yards, 1 TD.

**RECEIVING** - Miami: Gadsden 6-73, 2 TDs; Shepherd 3-39; L. Smith 2-17; Ogden 1-12; Emanuel 1-9; Denson 1-5.

Cincinnati: McGee 6-74; Bennett 5-28; Warrick 4-45, 1 TD; Battaglia 2-19; Yeast 1-5; Dillon 1-4; Groce 1-3.

**INTERCEPTIONS** - Miami: None.

Cincinnati: Spikes 1-7 yards.

**SACKS** - Miami: Bowens 2; Taylor 1.

Cincinnati: Copeland 1; Gibson 1.

**MISSED FIELD GOALS** - Miami: None.

Cincinnati: None.

## GAME 6

**DOLPHINS 22, BILLS 13**  
October 8, 2000

**Pro Player Stadium**  
Miami, FL

The Miami Dolphins recorded both their fourth consecutive victory on the year and their fourth straight at home to open the season with a 22-13 win over the Buffalo Bills at Pro Player Stadium. Miami marched 48 yards in 11 plays on the opening drive of the game, ending in an Olindo Mare 30-yard field goal, 6:21 into the contest. Of the 11 plays on the drive, Lamar Smith rushed six times for 16 yards. Buffalo tied the

game with 1:50 to play in the first quarter when Steve Christie connected on a 45-yard field goal. The Bills had gained possession at the Dolphins' 29 four plays earlier after pinning the Dolphins deep in their own territory. The Dolphins re-gained the lead for good with 6:26 to play in the second quarter when Mare hit from 33 yards out, capping a 49-yard drive that included a 25-yard pass interference penalty on the Bills, putting Miami at the Buffalo 35. After forcing the Bills into a three-and-out, the Dolphins took over at their own 43 on their next series. With the Dolphins facing a third-and-five from their own 48, Jay Fiedler hooked up with Bert Emanuel for a 35-yard completion to the Bills' 17, leading to a Fiedler to Leslie Shepherd 20-yard touchdown strike two plays later. After a Matt Turk punt went out of bounds at the Bills' one, Miami added to its lead when Jermaine Haley tackled Jonathan Linton in the end zone for a safety two plays afterward. Buffalo closed the gap to nine points 2:59 into the fourth quarter when Christie hit on a 23-yard field goal. The Bills got to within two points of the lead following their next possession when Sammy Morris scored on a three-yard run, 6:26 into the fourth quarter. The touchdown came two plays after a 41-yard completion from Rob Johnson to Peerless Price and one play after a 24-yard pass interference penalty on the Dolphins. Buffalo got the ball back at their own 16 with 4:59 to play in the game, but on the first play from scrimmage, Patrick Surtain jarred the ball loose from Sammy Morris following a one-yard reception, Sam Madison picked it up and raced 20 yards into the end zone. The Bills got as far as the Dolphins' 31 on their next series, but a Jerry Wilson interception of a Doug Flutie pass ended the threat, and gave Miami possession at their own 36 with 1:48 remaining in the game.

<b>BUFFALO</b>	<b>3</b>	<b>0</b>	<b>0</b>	<b>10</b>	<b>-</b>	<b>13</b>
<b>MIAMI</b>	<b>3</b>	<b>10</b>	<b>2</b>	<b>7</b>	<b>-</b>	<b>22</b>

TEAM	SCORE	DRIVE		QTR	CLOCK
		(Plays/Yards/Time)			
MIA	FG Mare 30	11/48/6:21	1	8:39	
BUF	FG Christie	4/2/1:24	1	1:50	
MIA	FG Mare 33	7/49/3:16	2	6:26	
MIA	Shepherd, 20 pass from Fiedler (Mare kick)	5/57/2:47	2	1:51	
MIA	SAFETY - Haley tackled Linton in end zone		3	10:38	
BUF	FG Christie 23	7/55/1:53	4	12:01	
BUF	Morris, 3 run (Christie kick)	3/82/1:32	4	8:34	
MIA	Madison, 20 fumble return (Mare kick)		4	4:45	

ATT. - 73,901

	<b>BUFFALO</b>	<b>MIAMI</b>
First Downs/Total-Rush-Pass-Penalty	15/6-7-2	15/7-6-2
Third Down Efficiency	4-13/30.8	6-15/40.0
Total Yards-Plays-Average	254-59-4.3	254-62-4.1
Rushes-Yards-Average	21-76-3.6	37-120-3.2
Net Yards Passing-Sacked-Yards Lost	178-6-44	134-1-8
Passes Attempted-Completed-Intercepted	32-14-1	24-14-1
Punts/Number-Average	6-42.7	7-37.7
Penalties/Number-Yards	3-40	5-64
Fumbles/Number-Lost	4-1	0-0
Time of Possession	25:38	34:22

#### INDIVIDUAL STATISTICS

**RUSHING** - Miami: L. Smith 24-62; Fiedler 5-29; T. Thomas 7-24; Denson 1-5.

Buffalo: Johnson 4-44; Morris 5-17, 1 TD; Linton 7-11; Bryson 5-4.

**PASSING** - Miami: Fiedler 24-14-1, 142 yards, 1 TD.

Buffalo: Johnson 26-11-0, 178 yards, 0 TDs; Flutie 6-3-1, 44 yards, 0 TDs.

**RECEIVING** - Miami: Gadsden 3-33; T. Thomas 3-26; Shepherd 2-21, 1 TD; L. Smith 2-9; Emanuel 1-35; Martin 1-11; Goodwin 1-4; Denson 1-3.

Buffalo: Moulds 4-51; McDaniel 3-48; Price 2-61; Morris 2-6; Bryson 1-32; Collins 1-23; Linton 1-1.

**INTERCEPTIONS** - Miami: Wilson 1-19 yards.

Buffalo: Irvin 1-0 yards.

**SACKS** - Miami: Armstrong 3.5; Mixon 1; Taylor 1; Owens 0.5.

Buffalo: Newman 1.

**MISSED FIELD GOALS** - Miami: None.

Buffalo: None.

## GAME 7

**JETS 40, DOLPHINS 37 (OT)**  
October 23, 2000

**Giants Stadium**  
East Rutherford, NJ

The Jets gained sole possession of first place in the AFC East by recording the largest comeback win ever against Miami. The game, which lasted four hours and ten minutes, was the longest in the 31-year history of Monday Night Football. The Dolphins took the ball on the opening series of the game and marched from their own 28 to the Jets' two-yard line before having to settle for an Olindo Mare 28-yard field goal. The 14-play, 63-yard drive which used 7:38 of the clock saw Jay Fiedler complete five of six passes totaling 44

yards, including two for 33 yards to Oronde Gadsden. The Dolphins extended their lead on their second possession of the game on a 42-yard scoring pass from Fiedler to Leslie Shepherd with 5:03 to play in the first quarter. Fiedler connected with Gadsden for a 27-yard completion one play prior to the score. Miami scored their second touchdown in as many offensive plays when Lamar Smith broke loose for a 68-yard touchdown run with 3:09 remaining in the first quarter, tying his career-long run and marking the longest run by a Dolphin since 1997. Miami scored for the fourth time in five series when Mare hit on a 42-yard field goal, 2:03 into the second quarter. The Jets scored their first points of the game 53 seconds prior to halftime on a ten-yard touchdown pass from Vinny Testaverde to Wayne Chrebet. The five-play, 53-yard drive included a 15-yard personal foul penalty on the Dolphins that put the Jets at the Miami 17 three plays before the score. The Dolphins got the ball back at their own 40 after the ensuing kickoff went out of bounds. They traveled 34 yards in four plays, setting up Mare's third field goal of the game, from 44 yards out with two seconds left in the half. Miami took over at the Jets' 35 with 3:16 to play in the third quarter after the defense stopped New York on fourth and inches. From there the Dolphins went 35 yards in five plays, the final one being a Lamar Smith three-yard touchdown run to take what appeared to be a commanding 30-7 advantage. New York answered with a 30-yard touchdown pass from Testaverde to Laveranues Coles, 1:11 into the fourth quarter, capping a four-play, 75-yard drive. After forcing Miami into a three-and-out, the Jets embarked on a seven-play, 63-yard march that ended with a one-yard touchdown pass from Testaverde to Jermaine Wiggins. After the Dolphins experienced another three-and-out on offense, the Jets took over at their 19 with 7:35 to play in the game, and progressed to the Dolphins' 17 before John Hall came on to convert a 34-yard field goal with 5:43 to play in the game, cutting the lead to seven points. Miami's third straight series without a first down ended at their own six, and New York gained possession at the Dolphins' 39. Three plays later, Testaverde connected with Chrebet for a 24-yard scoring pass to equal the count at 30 apiece. On the next play from scrimmage, Fiedler found Shepherd in stride for a 46-yard touchdown pass to put the Dolphins back on top with 3:33 to play. The Jets put together another impressive drive, one which consisted of nine plays, 57 yards and ended with a three-yard touchdown pass from Testaverde to Jumbo Elliott with 42 seconds to play, sending the game into overtime. On the third play of the overtime period, Marcus Coleman came up with his second interception on the night of a Fiedler pass. He returned it seven yards before fumbling, and Oronde Gadsden picked up the loose ball at the Dolphins' 34. Five plays later, however, Coleman picked off Fiedler once again, giving the Jets the ball at their own 34. Three plays afterward Testaverde connected with Chrebet for a 28-yard pass play, putting the Jets at the Dolphins' 31, and setting up Hall's game-winning field goal, from 40 yards away with 8:13 left in overtime.

<b>MIAMI</b>	<b>17</b>	<b>6</b>	<b>7</b>	<b>7</b>	<b>0</b>	<b>37</b>
<b>N.Y. JETS</b>	<b>0</b>	<b>7</b>	<b>0</b>	<b>30</b>	<b>3</b>	<b>40</b>

TEAM	SCORE	DRIVE		QTR	CLOCK
		(Plays/Yards/Time)			
MIA	FG Mare 28	14/63/7:38	1	7:22	
MIA	Shepherd, 42 pass from Fiedler (Mare kick)	2/69/0:51	1	5:03	
MIA	L. Smith, 68 run (Mare kick)	1/68/0:13	1	3:09	
MIA	FG Mare 42	5/17/1:57	2	12:57	
NYJ	Chrebet, 10 pass from Testaverde (Hall kick)	5/53/0:51	2	0:53	
MIA	FG Mare 44	5/34/0:51	2	0:02	
MIA	L. Smith, 3 run (Mare kick)	5/35/3:04	3	0:12	
NYJ	Coles, 30 pass from Testaverde (pass failed)	4/75/1:23	4	13:49	
NYJ	Wiggins, 1 pass from Testaverde (Hall kick)	7/63/2:11	4	9:51	
NYJ	FG Hall 34	10/64/1:52	4	5:43	
NYJ	Chrebet, 24 pass from Testaverde (Hall kick)	3/39/0:33	4	3:55	
MIA	Shepherd, 46 pass from Fiedler (Mare kick)	1/46/0:22	4	3:33	
NYJ	Elliott, 3 pass from Testaverde (Hall kick)	9/57/2:51	4	0:42	
NYJ	FG Hall 40	7/43/2:53	OT	8:13	

ATT. - 78,389

	<b>MIAMI</b>	<b>N.Y. JETS</b>
First Downs/Total-Rush-Pass Penalty	20/11-9-0	31/3-21-7
Third Down Efficiency	5-17/29.4	4-16/25.0
Total Yards-Plays-Average	433-75-5.8	455-82-5.5
Rushes-Yards-Average	38-198-5.2	22-79-3.6
Net Yards Passing-Sacked-Yards Lost	235-2-15	376-1-2
Passes Attempted-Completed-Intercepted	35-16-3	59-36-3
Punts/Number-Average	8-40.3	6-42.2
Penalties/Number-Yards	13-95	4-30
Fumbles/Number-Lost	0-0	1-1
Time of Possession	36:11	30:36

#### INDIVIDUAL STATISTICS

**RUSHING** - Miami: L. Smith 23-155, 2 TDs; Fiedler 4-24; Konrad 5-11; Johnson 2-6; T. Thomas 4-2.

N.Y. Jets: Martin 14-65; Testaverde 1-7; Stone 1-4; Anderson 6-3.

**PASSING** - Miami: Fiedler 35-16-3, 250 yards, 2 TDs; T. Thomas 0-0-0.

N.Y. Jets: Testaverde 59-36-3, 378 yards, 5 TDs.

**RECEIVING** - Miami: Gadsden 7-119; Shepherd 3-94, 2 TDs; Goodwin 2-13; L. Smith 2-9; T. Thomas 1-8; Konrad 1-7.



N.Y. Jets: Anderson 12-109; Martin 8-72; Chrebet 6-104, 2 TDs; Coles 4-55, 1 TD; Ward 3-40; Elliott 1-3, 1 TD; Wiggins 1-1, 1 TD; Sowell 1-(-6).

**INTERCEPTIONS** – Miami: Walker 1-12 yards; Madison 1-0 yards; Surtain 1-0 yards.

N.Y. Jets: Coleman 3-7 yards.

**SACKS** – Miami: Taylor 1.

N.Y. Jets:

**MISSED FIELD GOALS** – Miami: Mare 36(WL).

N.Y. Jets: None.

## GAME 8

**DOLPHINS 28, PACKERS 20**

**October 29, 2000**

**Pro Player Stadium**

**Miami, FL**

The Miami Dolphins bounced back from a 17-0 deficit to defeat the Green Bay Packers before a crowd of 73,740 at Pro Player Stadium. The Dolphins' 17-point comeback win tied for the third-largest in team history during the regular season and fourth overall, including playoffs. The Packers opened the game with a nine-play, 29-yard drive that ended with a Ryan Longwell 51-yard field goal, 5:50 into the contest. Brett Favre completed all three of his passes, totaling 24 yards, and Dorsey Levens had a three-yard run on fourth-and-one from the Dolphins' 41 on the drive. On Miami's first possession of the game that followed, Thurman Thomas fumbled and Brian Williams recovered to give Green Bay the ball at the Dolphins' 43. From there, the Packers traveled 43 yards in seven plays, the final one being a one-yard touchdown run by Levens with 1:02 left in the first quarter. One play earlier, the Dolphins were flagged for pass interference in the end zone, giving the Packers possession at the Dolphins' one. Green Bay made it three straight possessions with a score when Levens tallied his second touchdown of the game on a seven-yard run, 3:07 into the second quarter. The four-play, 69-yard drive was highlighted by another pass interference penalty on the Dolphins, this one for 39 yards to the Miami 13. The Dolphins notched their first score of the game with 1:15 to play in the first half on a one-yard touchdown run by Jay Fiedler, capping a seven-play, 52-yard drive. Fiedler hit on three of his four pass attempts on the march, totaling 31 yards, including a 17-yard completion to Oronde Gadsden on third-and-11 from the Packers' 20. The Packers had a chance to add on to their lead on the final play of the first half, but Longwell's 53-yard field goal attempt was short. The Dolphins picked up where they left off in the second half as they put together a six-play, 65-yard drive that ended with a 15-yard touchdown pass from Fiedler to Gadsden, 4:11 into the half. The key play was a 37-yard completion from Fiedler to Leslie Shepherd, putting Miami at the Green Bay 28. After forcing the Packers into a three-and-out, the Dolphins took over at their own 37 and marched 63 yards in seven plays en route to a Lamar Smith four-yard touchdown run with 6:03 to play in the third quarter, giving the Dolphins a 21-17 lead. The play that kept the drive alive was a 39-yard run on a fake punt by Larry Izzo on fourth-and-two from the Dolphins' 45, putting Miami at the Packers' 31. A 16-yard pass interference penalty on the Packers ensued two plays later, and a 10-yard run by Smith followed, one play prior to the score. Following Green Bay's next series, the Dolphins' Jeff Ogden took Josh Bidwell's punt at his own 19 and raced 81 yards untouched into the end zone to put the Dolphins out in front by 11 points. The Packers cut the deficit to eight points 4:10 into the fourth quarter when Longwell connected on a 48-yard field goal. The Dolphins' defense then stepped to the forefront on each of the Packers' next two possessions. With Green Bay at the Miami 47, Brock Marion intercepted a Brett Favre pass with 2:58 to play in the game. Then, with 1:46 remaining and the Packers at their own 39, Trace Armstrong stripped the ball from Favre and Kenny Mixon recovered to seal the outcome.

<b>GREEN BAY</b>	<b>10</b>	<b>7</b>	<b>0</b>	<b>3</b>	<b>–</b>	<b>20</b>
<b>MIAMI</b>	<b>0</b>	<b>7</b>	<b>21</b>	<b>0</b>	<b>–</b>	<b>28</b>

TEAM	SCORE	DRIVE		CLOCK
		(Plays/Yards/Time)	QTR	
GB	FG Longwell 51	9/29/5:50	1	9:10
GB	Levens, 1 run (Longwell kick)	7/43/4:10	1	1:02
GB	Levens, 7 run (Longwell kick)	4/69/2:11	2	11:53
MIA	Fiedler, 1 run (Mare kick)	7/52/1:57	2	1:15
MIA	Gadsden, 15 pass from Fiedler (Mare kick)	6/65/4:11	3	10:49
MIA	L. Smith, 4 run (Mare kick)	7/63/3:08	3	6:03
MIA	Ogden, 81 punt return (Mare kick)		3	3:09
GB	FG Longwell 48	6/36/2:25	4	10:50

**ATT.** – 73,740

	<b>GREEN BAY</b>	<b>MIAMI</b>
First Downs/Total-Rush-Pass-Penalty	21/8-11-2	17/6-8-3
Third Down Efficiency	2-10/20.0	4-12/33.3
Total Yards-Plays-Average	319-60-5.3	296-56-5.3
Rushes-Yards-Average	24-133-5.5	30-140-4.7
Net Yards Passing-Sacked-Yards Lost	186-2-8	156-1-2
Passes Attempted-Completed-Intercepted	34-21-1	25-16-0
Punts/Number-Average	5-35.4	6-39.2
Penalties/Number-Yards	7-59	7-104
Fumbles/Number-Lost	2-1	2-1
Time of Possession	31:41	28:19

## INDIVIDUAL STATISTICS

**RUSHING** – Miami: L. Smith 20-71, 1 TD; Izzo 1-39; Shepherd 1-14; T. Thomas 3-10; Fiedler 5-6, 1 TD.

Green Bay: Green 15-94; Levens 8-27; Henderson 1-12.

**PASSING** – Miami: Fiedler 25-16-0, 158 yards, 1 TD.

Green Bay: Favre 34-21-1, 194 yards, 0 TDs

**RECEIVING** – Miami: Gadsden 5-70, 1 TD; Shepherd 3-60; McDuffie 3-17; T. Thomas 2-11; L. Smith 2-1; Konrad 1-(-1).

Green Bay: Schroeder 4-48; Levens 4-29; Franks 3-42; Davis 3-19; Green 3-19; Henderson 2-27; Freeman 2-10.

**INTERCEPTIONS** – Miami: Marion 1-24 yards.

Green Bay: None.

**SACKS** – Miami: Armstrong 1; Taylor 1.

Green Bay: Holliday 1.

**MISSED FIELD GOALS** – Miami: None

Green Bay: Longwell 53(S).

## GAME 9

**DOLPHINS 23, LIONS 8**  
November 5, 2000

**Silverdome**  
**Pontiac, MI**

The Miami Dolphins won a game in Detroit for the first time since the 1979 season with a 23-8 victory over the Detroit Lions before a crowd of 77,813 at the Silverdome. The Dolphins took a 7-0 lead on the first play from scrimmage when Lamar Smith broke loose for a 46-yard touchdown run. The score came after Autry Denson returned the game's opening kickoff 56 yards. Terrance Shaw recovered the ensuing onside kick and the Dolphins gained possession at their own 41. From there, the Dolphins traveled 59 yards in ten plays, ending with an eight-yard touchdown run by Smith, who rushed for 15 yards and also caught one pass for nine yards on the drive. The Dolphins opened a 17-point advantage 4:08 into the second quarter on an Olindo Mare 40-yard field goal, capping a seven-play, 64-yard drive. Jay Fiedler completed four of his five pass attempts totaling 63 yards on the march, including a 33-yard strike to Jed Weaver, putting the Dolphins at the Lions' 25. The Lions were driving deep in Dolphins territory in the second quarter, but Sam Madison stripped the ball from Larry Foster at the Dolphins' three, the ball rolled into the end zone and Patrick Surtain recovered. Twan Russell recovered a Terry Fair fumble on the opening kickoff of the second half, giving the Dolphins possession at the Detroit 28. That led to a Mare 38-yard field goal four plays afterward. Mare connected on his third field goal of the game, a 41-yarder with 52 seconds left in the third quarter. The score came nine plays after Brock Marion deflected a John Jett punt, putting the Dolphins at the Lions' 41. Detroit posted its first points of the game 3:59 into the fourth period on a James Stewart three-yard touchdown run, culminating an 11-play, 75-yard drive. Stoney Case hit Johnnie Morton for the two-point conversion. The key play on the drive was a 14-yard completion from Case to Herman Moore on third-and-11 from the Dolphins' 21. Although the Dolphins were forced to punt following their next series, they converted two first downs on the drive and used 4:50 of the clock. Miami's defense then came up big, forcing the Lions into a three-and-out on their next possession, and causing a turnover on a Brock Marion interception on Detroit's final series of the game.

<b>MIAMI</b>	<b>14</b>	<b>3</b>	<b>6</b>	<b>0</b>	<b>–</b>	<b>23</b>
<b>DETROIT</b>	<b>0</b>	<b>0</b>	<b>0</b>	<b>8</b>	<b>–</b>	<b>8</b>

<b>TEAM</b>	<b>SCORE</b>	<b>(Plays/Yards/Time)</b>	<b>QTR</b>	<b>TIME</b>
MIA	L. Smith, 46 run (Mare kick)	1/46/0:21	1	14:39
MIA	L. Smith, 8 run (Mare kick)	10/59/6:08	1	8:31
MIA	FG Mare 40	7/64/3:21	2	10:52
MIA	FG Mare 38	4/8/2:13	3	12:35
MIA	FG Mare 41	9/18/4:58	3	0:52
DET	Stewart, 3 run (pass, Morton from Case)	11/75/4:51	4	11:01

**ATT. – 77,813**

	<b>MIAMI</b>	<b>DETROIT</b>
First Downs/Total-Rush-Pass-Penalty	15/12-3-0	14/6-7-1
Third Down Efficiency	5-13/38.5	5-12/41.7
Total Yards-Plays-Average	293-56-5.2	253-53-4.8
Rushes-Yards-Average	37-189-5.1	22-99-4.5
Net Yards Passing-Sacked-Yards Lost	104-1-8	154-4-15
Passes Attempted-Completed-Intercepted	18-13-0	27-15-1
Punts/Number-Average	5-40-8	6-38.5
Penalties/Number-Yards	7-62	5-40
Fumbles/Number-Lost	1-0	2-2
Time of Possession	33:45	26:15

## INDIVIDUAL STATISTICS

**RUSHING** – Miami: L. Smith 24-125, 2 TDs; Fiedler 8-42; T. Thomas 1-12; Konrad 3-9; Shepherd 1-1.

Detroit: Stewart 18-71, 1 TD; Foster 1-16; Batch 2-6; Morton 1-6.

**PASSING** – Miami: Fiedler 18-13-0, 112 yards, 0 TDs.

Detroit: Batch 16-8-0, 95 yards, 0 TDs; Case 11-7-1, 74 yards, 0 TDs.

**RECEIVING** – Miami: Gadsden 4-41; L. Smith 4-17; Konrad 2-10; Weaver 1-33; Shepherd 1-7; T. Thomas 1-4.

Detroit: Moore 4-45; Sloan 3-64; Foster 2-30; Stewart 2-11; Bates 2-8; Morton 1-8; Schlesinger 1-3.

**INTERCEPTIONS** – Miami: Marion 1-15 yards.

Detroit: None.

**SACKS** – Miami: Taylor 2; Gardener 1.5; Armstrong 0.5.

Detroit: Jones 1.

**MISSED FIELD GOALS** – Miami: None.

Detroit: None.

## GAME 10

**DOLPHINS 17, CHARGERS 7**

**November 12, 2000**

**Qualcomm Stadium**

**San Diego, CA**

Lamar Smith scored on a pair of touchdown runs to power the Miami Dolphins to a 17-7 win over the San Diego Chargers at Qualcomm Stadium. On the first play of the game, Jay Fiedler connected with Oronde Gadsden for a 61-yard completion to the Chargers' 6, leading to a two-yard touchdown run by Smith two plays later. The Chargers had a chance to put their first points on the board with 5:37 to play in the first quarter, but John Carney missed wide right on a 43-yard field goal attempt. Following the miss, the Dolphins took over at their own 34 and traveled 66 yards in 11 plays en route to a six-yard touchdown run by Smith. Fiedler completed all six of his passes totaling 57 yards on the drive, including a ten-yard strike to O.J. McDuffie on fourth-and-7 from the Chargers' 32. In fact, Fiedler completed each of his first nine passes of the game, which extended into the second quarter. Miami added to its lead with 6:29 remaining in the third quarter on an Olindo Mare 35-yard field goal. The eight-play, 49-yard drive began at the Dolphins' 34 after Brian Walker picked off a Ryan Leaf pass. The key play leading to the score was a 33-yard pass interference penalty that put the Dolphins at the Chargers' 30. San Diego secured its first points of the game on the first play of the fourth quarter when Ryan Leaf hit Fred McCrary for an eight-yard touchdown pass on third-and-two. Overall on the 11-play, 65-yard drive that used 6:34 of the clock, Leaf completed three of five passes for 32 yards and also scrambled once for a six-yard gain. That was as close as the Dolphins would allow the Chargers to get, as Miami yielded only two first downs over San Diego's next two possessions, and Patrick Surtain intercepted a Leaf pass in the end zone with three seconds to play. Miami also controlled the clock for 9:28 of the final period.

<b>MIAMI</b>	<b>7</b>	<b>7</b>	<b>3</b>	<b>0</b>	<b>–</b>	<b>17</b>
<b>SAN DIEGO</b>	<b>0</b>	<b>0</b>	<b>0</b>	<b>7</b>	<b>–</b>	<b>7</b>

<b>TEAM</b>	<b>SCORE</b>	<b>(Plays/Yards/Time)</b>	<b>QTR</b>	<b>TIME</b>
MIA	L. Smith, 2 run (Mare kick)	3/67/1:41	1	13:19
MIA	L. Smith, 6 run (Mare kick)	11/66/6:21	2	14:16
MIA	FG Mare 35	8/49/3:05	3	6:29
SD	McCrary, 8 pass from Leaf (Carney kick)	11/65/6:34	4	14:55

**ATT. – 56,896**

	<b>MIAMI</b>	<b>SAN DIEGO</b>
First Downs/Total-Rush-Pass-Penalty	15/6-5-4	19-4-11-4
Third Down Efficiency	1-13/7.7	6-15/40.0
Total Yards-Plays-Average	244-61-4.0	238-66-3.6
Rushes-Yards-Average	41-84-2.0	16-82-5.1
Net Yards Passing-Sacked-Yards Lost	160-0-0	156-3-22
Passes Attempted-Completed-Intercepted	20-13-0	47-20-4
Punts/Number-Average	7-41.1	6-48.2
Penalties/Number-Yards	8-60	8-88
Fumbles/Number-Lost	0-0	3-0
Time of Possession	32:46	27:14

### INDIVIDUAL STATISTICS

**RUSHING** – Miami: L. Smith 27-69, 2 TDs; T. Thomas 3-17; Fiedler 3-8; Denson 5-5; McDuffie 1-(-3); Shepherd 2-(-12).

San Diego: Fletcher 10-52; Leaf 2-20; Fzandze 3-8; Jenkins 1-2

**PASSING** – Miami: Fiedler 20-13-0, 160 yards, 0 TDs.

San Diego: Moreno 21-9-2, 67 yards, 0 TDs; Leaf 21-9-1, 92 yards, 1 TD; Harbaugh 5-2-1, 19 yards, 0 TDs.

**RECEIVING** – Miami: McDuffie 3-36; L. Smith 3-12; Shepherd 2-19; Martin 2-15; Gadsden 1-61; T. Thomas 1-12; Konrad 1-5.

San Diego: Fletcher 4-40; F. Jones 4-39; Gaylor 3-53; Conway 2-18; Graham 2-10; McCrary 2-8, 1 TD; Fzandze 2-6; R. Jones 1-4.

**INTERCEPTIONS** – Miami: Walker 2-38 yards; Madison 1-22 yards; Surtain 1-0 yards.

San Diego: None.

**SACKS** – Miami: Armstrong 1; Taylor 1; Wilson 1;

San Diego: None.



**MISSED FIELD GOALS** – Miami: None.  
San Diego: Carney 43(WR).

## GAME 11

**JETS 20, DOLPHINS 3**  
**November 19, 2000**

**Pro Player Stadium**  
**Miami, FL**

The New York Jets recorded their sixth straight win over the Miami Dolphins, marking their longest winning streak in the series since they also won six in-a-row from 1978-80, with a 20-3 win at Pro Player Stadium. On the game's first play from scrimmage, Dolphins quarterback Jay Fiedler went down with a pinched nerve in his neck following a sack. He did not return and was replaced by Damon Huard. On their second series of the game, the Jets put together an 11-play, 52-yard drive that used 6:08 of the clock and ended with a John Hall 39-yard field goal. The Dolphins tied the contest with 1:08 to play in the first half on an Olindo Mare 47-yard field goal that capped a ten-play, 51-yard drive. The key play was a 29-yard completion from Huard to Oronde Gadsden on third-and-16 from the Dolphins' 14. The Jets gained possession at their own 23 with 1:08 remaining in the half and traveled 62 yards, setting up a 33-yard field goal by Hall as time expired. The key play was a 35-yard completion from Vinny Testaverde to Richie Anderson, putting the Jets at the Dolphins' 27. Following a scoreless third quarter, New York threatened to extend its lead early in the fourth period when they were at the Dolphins' 22, but Terrance Shaw intercepted a Testaverde pass in the end zone. Huard, however, threw his second interception of the game two series later as Tony Scott stepped in front of a pass intended for O.J. McDuffie, giving the Jets possession at the Dolphins' 27. That led to a Bernie Parmalee 18-yard touchdown run three plays later, on third-and-one. Shaun Ellis picked off a Huard pass on Miami's next series, and the Jets took over at the Dolphins' 25. From there, they embarked on a five-play drive that ended with a seven-yard scoring run by Parmalee, with 3:12 to play in the game. Of the Dolphins' seven possessions in the second half, four consisted of three plays or less. They made it into the Jets' end of the field just once in the second half and twice all day, covering 12 total possessions.

<b>N.Y. JETS</b>	<b>3</b>	<b>3</b>	<b>0</b>	<b>14</b>	<b>-</b>	<b>20</b>
<b>MIAMI</b>	<b>0</b>	<b>3</b>	<b>0</b>	<b>0</b>	<b>-</b>	<b>3</b>

TEAM	SCORE	DRIVE (Plays/Yards/Time)	QTR	CLOCK TIME
NYJ	FG Hall 39	11/52/6:08	1	1:02
MIA	FG Mare 47	10/51/4:57	2	1:08
NYJ	FG Hall 33	6/62/1:08	2	0:00
NYJ	Parmalee, 18 run (Hal kick)	3/27/1:26	4	6:52
NYJ	Parmalee, 7 run (Hall kick)	5/25/2:48	4	3:12

ATT. – 74,320

	<b>N.Y. JETS</b>	<b>MIAMI</b>
First Downs/Total-Rush-Pass-Penalty	18/7-6-5	10/4-5-1
Third Down Efficiency	5-14/35.7	5-14/35.7
Total Yards-Plays-Average	239-63-3.8	200-54-3.7
Rushes-Yards-Average	32-133-4.2	22-83-3.8
Net Yards Passing-Sacked-Yards Lost	106-2-7	117-3-11
Passes Attempted-Completed-Intercepted	29-14-2	29-16-3
Punts/Number-Average	6-48.8	6-35.7
Penalties/Number-Yards	4-29	10-88
Fumbles/Number-Lost	1-0	1-1
Time of Possession	31:58	28:02

### INDIVIDUAL STATISTICS

**RUSHING** – Miami: Johnson 10-50; Denson 6-21; L. Smith 6-12.  
N.Y. Jets: Parmalee 14-57, 2 TDs; Martin 14-54; Testaverde 2-14; Stone 1-9; Anderson 1-(-1).  
**PASSING** – Miami: Fiedler 0-0-0, 0 yards, 0 TDs; Huard 29-16-3, 128 yards, 0 TDs.  
N.Y. Jets: Testaverde 29-14-2, 113 yards, 0 TDs; Lucas 0-0-0, 0 yards, 0 TDs.  
**RECEIVING** – Miami: Johnson 4-24; Denson 3-14; Gadsden 2-42; Shepherd 2-15; Konrad 2-6; McDuffie 1-18; Weaver 1-6; L. Smith 1-3.  
N.Y. Jets: Anderson 5-53; Chrebet 3-33; Becht 2-8; Ward 1-12; Parmalee 1-8; Martin 1-(-1); Sowell 1-0.  
**INTERCEPTIONS** – Miami: Shaw 1-0 yards; Walker 1-0 yards.  
N.Y. Jets: Ellis 1-1 yard; Hayes 1-0 yards; Scott 1-0 yards.  
**SACKS** – Miami: Armstrong 1; Walker 1.  
N.Y. Jets: Lewis 2.  
**MISSED FIELD GOALS** – Miami: None.  
N.Y. Jets: None.

## GAME 12

**DOLPHINS 17, COLTS 14**  
November 26, 2000

**RCA Dome**  
**Indianapolis, IN**

Oronde Gadsden caught a 17-yard touchdown pass from Damon Huard with 1:10 left in regulation to score the winning points as the Miami Dolphins came from behind to earn a 17-14 win over the Indianapolis Colts at the RCA Dome. The Colts took the ball on the opening series of the game and marched 86 yards in nine plays en route to a 27-yard touchdown pass from Peyton Manning to Marvin Harrison, 5:14 into the contest. The Colts converted all three of their third down conversions on the drive, all completions by Manning, who hit on four of five passes for 71 yards on the march. Miami mustered its first points of the game three seconds prior to halftime on an Olindo Mare 28-yard field goal, capping a ten-play, 51-yard drive which began at their own 39 after a 26-yard punt return by Jeff Ogden. The key play on the drive was an 11-yard completion from Damon Huard to Tony Martin on third-and-nine from the Dolphins' 40, followed by a 15-yard roughing the passer penalty on the Colts after the play. The Dolphins took their first lead of the game when J.J. Johnson scored on a three-yard run on third-and-goal, following the first series of the second half. Huard completed five of seven passes totaling 45 yards on the 13-play, 74-yard drive that used 7:31 of the clock. The key play was a 12-yard run by Autry Denson on third-and-five from the Colts' 28, five plays prior to the score. Indianapolis re-gained the lead on the second play of the fourth quarter when Manning and Harrison combined for an eight-yard touchdown strike, culminating an 11-play, 79-yard drive. Overall on the drive, Manning threw for 62 yards, including a 32-yard completion to Terrence Wilkins on third-and-12 from the Colts' 40 that gave the Colts possession at the Dolphins' 28. Miami went three-and-out on each of their next two series. Then, with the Colts facing a third-and-seven from the Dolphins' 30 with just more than three minutes to play, Brock Marion intercepted a Manning pass, and the Dolphins gained possession at their own 14 with 2:56 remaining and all three timeouts. On the first play from scrimmage, Huard hit Autry Denson for a 28-yard completion to the 42. That was the first of six passes that Huard would complete on the drive, totaling 76 yards. His final completion was a 17-yard strike for the game-winning score to Gadsden with 1:10 to play. The Colts got as far as the Dolphins' 42 on the final series of the game before Mike Vanderjagt's 59-yard field goal attempt was deflected by Rich Owens.

<b>MIAMI</b>	<b>0</b>	<b>3</b>	<b>7</b>	<b>7</b>	<b>-</b>	<b>17</b>
<b>INDIANAPOLIS</b>	<b>7</b>	<b>0</b>	<b>0</b>	<b>7</b>	<b>-</b>	<b>14</b>

TEAM	SCORE	DRIVE		CLOCK
		(Plays/Yards/Time)	QTR	TIME
IND	Harrison, 27 pass from Manning (Vanderjagt kick)	9/86/5:14	1	9:46
MIA	FG Mare 28	10/51/3:58	2	0:03
MIA	Johnson, 3 run (Mare kick)	13/74/7:31	3	7:29
IND	Harrison, 8 pass from Manning (Vanderjagt kick)	11/79/4:38	4	14:14
MIA	Gadsden, 17 pass from Huard (Mare kick)	9/86/1:46	4	1:10

ATT. - 56,935

	<b>MIAMI</b>	<b>INDIANAPOLIS</b>
First Downs/Total-Rush-Pass-Penalty	17/5-10-2	19/7-10-2
Third Down Efficiency	7-15/46.7	7-16/43.8
Total Yards-Plays-Average	253-59-4.3	353-65-5.4
Rushes-Yards-Average	24-82-3.4	31-144-4.6
Net Yards Passing-Sacked-Yards Lost	171-2-12	209-0-0
Passes Attempted-Completed-Intercepted	33-22-0	34-16-1
Punts/Number-Average	7-49.6	6-46.7
Penalties/Number-Yards	4-30	10-78
Fumbles/Number-Lost	1-0	0-0
Time of Possession	29:05	30:55

### INDIVIDUAL STATISTICS

**RUSHING** - Miami: Johnson 21-60, 1 TD; Denson 3-22.

Indianapolis: James 26-118; Manning 5-26.

**PASSING** - Miami: Huard 33-22-0, 183 yards, 1 TD.

Indianapolis: Manning 34-16-1, 209 yards, 2 TDs.

**RECEIVING** - Miami: Shepherd 7-41; Denson 6-63; Johnson 5-29; Gadsden 2-30, 1 TD; Martin 1-11; Emanuel 1-9.

Indianapolis: James 5-37; Harrison 4-74, 2 TDs; Wilkins 2-34; Pollard 2-30; Pathon 2-19; Dilger 1-15.

**INTERCEPTIONS** - Miami: Marion 1-19 yards.

Indianapolis: None.

**SACKS** - Miami: None.

Indianapolis - Johnson 1; Thomas 1.

**MISSED FIELD GOALS** - Miami: None.

Indianapolis: Vanderjagt 59(S).

# GAME 13

**DOLPHINS 33, BILLS 6**  
**December 3, 2000**

**Ralph Wilson Stadium**  
**Orchard Park, N.Y.**

On a day when the mercury registered 27 degrees at kickoff, the Miami Dolphins won in Buffalo for the first time since 1996. It also marked the first season sweep by the Dolphins over the Bills since 1996. The Dolphins took the ball on the opening series of the game and traveled 64 yards in nine plays en route to a six-yard touchdown pass from Jay Fiedler to Lamar Smith. In addition to the scoring catch, Smith rushed for 45 yards on six carries on the drive. The Bills were at the Dolphins' 17 on their first possession of the game, but the drive ended when Patrick Surtain intercepted a Rob Johnson pass in the end zone on third-and-13. Buffalo had a chance to put its first points on the board 5:14 into the second quarter, but Steve Christie's 47-yard field goal attempt into the wind fell short of the cross bar. Following the miss, the Dolphins took over at their own 37 and put together a seven-play, 63-yard drive that ended with a six-yard touchdown pass from Fiedler to Oronde Gadsden on third-and-goal. The key plays on the drive were a 24-yard completion from Fiedler to O.J. McDuffie on third-and-1 that put the Dolphins at the Bills' 30, followed by a 25-yard strike from Fiedler to Gadsden on the next play from scrimmage. Three plays following that touchdown, Sam Madison intercepted a Johnson pass and returned it 20 yards to the Bills' 11, leading to an Olindo Mare 32-yard field goal four plays afterward. The Dolphins were not done, however. After stopping the Bills on three straight plays, they took over at their own 43, and on the first play from scrimmage, Fiedler hit Tony Martin for a 39-yard completion to the Bills' 18, setting up a 14-yard scoring pass from Fiedler to Leslie Shepherd two plays later. After the Dolphins forced the Bills into a three-and-out on the opening series of the second half, Miami gained possession at their own 49 and traveled 38 yards to set up a 31-yard field goal by Mare. Mare came on to convert his third field goal of the game, a 20-yarder with 2:22 left in the third quarter. It came four plays after Fiedler connected with Shepherd for a 40-yard completion to the Bills' four. The Bills scored their first points of the game on the first play of the fourth quarter when Antowain Smith scored on a one-yard run. The Bills began the five-play, 46-yard scoring drive after Corey Moore recovered a Jay Fiedler fumble at the Dolphins' 46. Mare connected on his fourth field goal of the afternoon, a 26-yarder with 6:29 to play in the game. The score occurred eight plays after Brian Walker intercepted a Doug Flutie pass and returned it 29 yards to the Bills' 25.

<b>MIAMI</b>	<b>7</b>	<b>17</b>	<b>6</b>	<b>3</b>	<b>-</b>	<b>33</b>
<b>BUFFALO</b>	<b>0</b>	<b>0</b>	<b>0</b>	<b>6</b>	<b>-</b>	<b>6</b>

TEAM	SCORE	DRIVE (Plays/Yards/Time)	QTR	CLOCK TIME
MIA	L. Smith, 6 pass from Fiedler (Mare kick)	9/64/4:22	1	10:38
MIA	Gadsden, 6 pass from Fiedler (Mare kick)	7/63/3:31	2	6:15
MIA	FG Mare 32	4/-/1:29	2	3:05
MIA	Shepherd, 14 pass from Fiedler (Mare kick)	3/57/0:41	2	0:50
MIA	FG Mare 31	8/38/3:26	3	9:43
MIA	FG Mare 20	9/56/4:34	3	2:22
BUF	Smith, 1 run (run failed)	5/46/1:48	4	14:57
MIA	FG Mare 26	8/17/4:59	4	6:29

**ATT. - 73,002**

	<b>MIAMI</b>	<b>BUFFALO</b>
First Downs/Total-Rush-Pass-Penalty	15/4-10-1	14/8-4-2
Third Down Efficiency	6-14/42.9	3-13/23.1
Total Yards-Plays-Average	333-60-5.6	196-59-3.3
Rushes-Yards-Average	37-133-3.6	26-160-6.2
Net Yards Passing-Sacked-Yards Lost	200-2-14	36-6-39
Passes Attempted-Completed-Intercepted	21-13-0	27-8-3
Punts/Number-Average	4-40-3	5-28-6
Penalties/Number-Yards	10-86	4-30
Fumbles/Number-Lost	1-1	2-0
Time of Possession	33:49	26:11

## INDIVIDUAL STATISTICS

**RUSHING** - Miami: L. Smith 28-100; Johnson 6-23; Denson 2-10; Fiedler 1-0.

Buffalo: Bryson 12-88; Smith 10-39, 1 TD; Flutie 1-17; Johnson 3-16.

**PASSING** - Miami: Fiedler 21-13-0, 214 yards, 3 TDs.

Buffalo: Johnson 18-6-2, 44 yards, 0 TDs; Flutie 9-2-1, 31 yards, 0 TDs.

**RECEIVING** - Miami: L. Smith 4-23, 1 TD; Shepherd 3-67, 1 TD; Gadsden 3-43, 1 TD; Martin 1-39; McDuffie 1-24; Konrad 1-18.

Buffalo: Moulds 2-31; McDaniel 2-27; Bryson 2-(-4); Price 1-11; Riemersma 1-10.

**INTERCEPTIONS** - Miami: Walker 1-29 yards; Madison 1-20 yards; Surtain 1-0 yards.

Buffalo: None.

**SACKS** - Miami: Taylor 3; Armstrong 1; Bromell 1.

Buffalo: Wiley 1.5; Williams 0.5.

**MISSED FIELD GOALS** - Miami: None.

Buffalo: Christie 47(S).



## GAME 14

**BUCCANEERS 16, DOLPHINS 13**  
December 10, 2000

**Pro Player Stadium**  
Miami, FL

The Miami Dolphins were handed their second straight defeat at home, the first time that happened in the same season to Miami since 1996, with a 16-13 loss to the Tampa Bay Buccaneers at Pro Player Stadium. It was a game that was played through a steady rain, the hardest of which hit in the fourth quarter. The Dolphins opened the scoring with an Olindo Mare 35-yard field goal with 3:11 to play in the first quarter, capping a nine-play, 66-yard drive. Jay Fiedler completed four of his six passes on the drive, totaling 70 yards, including three for 56 yards to Oronde Gadsden. The Dolphins ended one Tampa Bay threat when Brian Walker intercepted a Shaun King pass with the Bucs at their own 42. But on the next play from scrimmage, Bucs LB Jamie Duncan intercepted a Fiedler pass and went 31 yards untouched for a touchdown. Tampa Bay got as far as the Dolphins' 14 on their next series, but Martin Gramatica's 34 yard field goal attempt was wide left. Fiedler suffered his second interception of the game when Shelton Quarles snared one of his passes and returned it five yards to the Dolphins' 32 with 13 seconds to play in the half. King hit Warrick Dunn for a 12-yard completion on the next play, and Gramatica followed that with a 38-yard field goal as time expired in the half. After forcing the Bucs into a three-and-out on the opening drive of the second half, the Dolphins took over at their own 47 on their initial possession of the half, and traveled 48 yards in nine plays en route to a Mare 23-yard field goal. Miami stopped Tampa Bay once again on the ensuing series, and then got the ball back at midfield after an 18-yard punt. Seven plays later, the Dolphins re-gained the lead on a Lamar Smith one-yard touchdown run with 3:18 remaining in the third quarter. The score came one play after Smith busted loose for a 19-yard run. The key play on the drive was a 19-yard completion from Fiedler to Gadsden on third-and-13 from the Dolphins' 47. The Bucs came right back to tie the game at 13 apiece as they embarked on a 13-play, 77-yard drive that ended with a 30-yard field goal by Gramatica, 4:24 into the fourth quarter. King connected with Dunn for a 23-yard completion on third-and-10 from the Bucs' 30 to put Tampa Bay into Dolphins territory. Three plays later, King hit Dave Moore for a 22-yard completion on third-and-eight from the Dolphins' 45. But a holding penalty and a sack pushed Tampa Bay back to the Dolphins' 46 before King and Dunn hooked up for a 45-yard completion on second-and-33, five plays prior to the field goal. On the first play from scrimmage after the field goal, Fiedler fumbled the snap from center and Duncan recovered at the Dolphins' 30, leading to Gramatica's third field goal of the day, from 46 yards away, 6:48 into the final frame. Two plays later, Donnie Abraham picked off a Fiedler pass at the Dolphins' 28. Miami was able to dodge that bullet, though, by stopping the Bucs on three straight plays and forcing them to punt. The Dolphins got as far as the Bucs' 47 on their next series, but could not convert on third-and-six. The punt that followed was downed at the Bucs' two, and the Dolphins then got the ball back at midfield after stopping Tampa on three straight plays which totaled just two yards. The Dolphins then made it to the Bucs' 19 on the strength of a pair of Tampa Bay penalties. After being pushed back to the 30-yard line as a result of an intentional grounding penalty, any Dolphins comeback hopes were ended when Damien Robinson intercepted a Fiedler pass at the Bucs' nine with 14 seconds left in the game.

<b>TAMPA BAY</b>	<b>0</b>	<b>10</b>	<b>0</b>	<b>6</b>	<b>-</b>	<b>16</b>
<b>MIAMI</b>	<b>3</b>	<b>0</b>	<b>10</b>	<b>0</b>	<b>-</b>	<b>13</b>

TEAM	SCORE	DRIVE (Plays/Yards/Time)	QTR	CLOCK TIME
MIA	FG Mare 35	9/66/4:04	1	3:11
TB	Duncan, 31 interception return (Gramatica kick)		2	14:01
TB	FG Gramatica 38	2/12/0:13	2	0:00
MIA	Mare 23 field goal	9/48/4:55	3	8:25
MIA	L. Smith, 1 run (Mare kick)	7/50/3:24	3	3:18
TB	FG Gramatica 30	13/77/7:42	4	10:36
TB	FG Gramatica 46	4/3/2:08	4	8:12

ATT. - 74,307

	<b>TAMPA BAY</b>	<b>MIAMI</b>
First Downs/Total-Rush-Pass-Penalty	14/4-8-2	17/5-10-2
Third Down Efficiency	4-13/30.8	3-9/33.3
Total Yards-Plays-Average	221-57-3.9	254-56-4.5
Rushes-Yards-Average	38-100-2.6	27-84-3.1
Net Yards Passing-Sacked-Yards Lost	121-4-26	170-1-5
Passes Attempted-Completed-Intercepted	15-11-1	28-13-4
Punts/Number-Average	6-36.7	4-43.8
Penalties/Number-Yards	7-63	6-46
Fumbles/Number-Lost	1-0	1-1
Time of Possession	31:50	28:10

### INDIVIDUAL STATISTICS

**RUSHING** - Miami: L. Smith 23-79, 1 TD; Denson 2-3; Fiedler 2-2.

Tampa Bay: Dunn 28-59; King 6-27; Abdullah 4-14.

**PASSING** - Miami: Fiedler 28-13-4, 175 yards, 0 TDs.

Tampa Bay: King 15-11-1, 147 yards, 0 TDs.

**RECEIVING** – Miami: Martin 5-67; Gadsden 4-75; Konrad 2-21; L. Smith 1-8; McDuffie 1-4.

Tampa Bay: Dunn 6-84; K. Johnson 4-41; Moore 1-22.

**INTERCEPTIONS** – Miami: Walker 1-0 yards.

Tampa Bay: Duncan 1-31 yards, 1 TD; Quarles 1-5 yards; Abraham 1-0 yards; Robinson 1-0 yards.

**SACKS** – Miami: Armstrong 1; Surtain 1; Z. Thomas 1; Gardener 0.5; Taylor 0.5.

Tampa Bay: Cannida 1.

**MISSED FIELD GOALS** – Miami: None.

Tampa Bay: Gramatica 34(WL).

## GAME 15

**COLTS 20, DOLPHINS 13**  
December 17, 2000

**Pro Player Stadium**  
Miami, FL

The Colts won for the second straight time in Miami, the first time they accomplished that feat since 1987-88. In the process, they denied the Dolphins a chance to wrap up the AFC East title. The Colts had a fourth-and-two from their own 45 on their first possession of the game, but the Dolphins were called for delay of game, giving them a first down from midfield. On the next play from scrimmage, Peyton Manning hit Marcus Pollard in stride for a 50-yard touchdown strike. The Colts got to the Dolphins' 27 with less than four minutes to play in the first quarter, but Jason Taylor recovered an Edgerrin James fumble to end the threat. Three plays later, however, Dolphins running back Lamar Smith fumbled and Jason Belser recovered at the Dolphins' 36. That turnover led to a Manning four-yard scoring run, eight plays later, 2:38 into the second quarter. The Dolphins notched their first points of the game with 1:54 remaining in the first half on an Olindo Mare 25-yard field goal, capping a 10-play, 81-yard drive, in which Smith rushed for 36 yards on five carries. Indianapolis answered with an eight-play, 46-yard drive that ended with a Mike Vanderjagt 48-yard field goal as time expired in the half. Manning completed all three of his pass attempts, totaling 28 yards, on the march, while James rushed for the remaining 18 yards. The Colts put together an impressive 14-play, 66-yard drive that used 8:19 of the clock and ended with a 31-yard field goal by Vanderjagt to open the second half of play. Manning hit on seven of his nine pass attempts, totaling 35 yards, on the march. The Dolphins responded with a nine-play, 74-yard drive that ended with a Smith eight-yard touchdown run on fourth-and-one, with 2:43 left in the third quarter. A 24-yard completion from Jay Fiedler to Jed Weaver put the Dolphins in Colts territory, while a 20-yard strike to Tony Martin gave the Dolphins the ball at the 17. The Dolphins closed the deficit to seven points on a 31-yard field goal by Mare with 3:25 to play in the game. Fiedler completed two of three passes, totaling 30 yards, on the nine-play, 48-yard drive, including a 17-yard strike to Oronde Gadsden that put the Dolphins at the Colts' 29. That was as close as Miami could get, however. After forcing the Colts into a three-and-out, Miami gained possession, but could not get past its own 35 before Jeff Burris intercepted a Fiedler pass with 2:15 remaining in the game.

<b>INDIANAPOLIS</b>	<b>7</b>	<b>10</b>	<b>3</b>	<b>0</b>	<b>-</b>	<b>20</b>
<b>MIAMI</b>	<b>0</b>	<b>3</b>	<b>7</b>	<b>3</b>	<b>-</b>	<b>13</b>

<b>TEAM</b>	<b>SCORE</b>	<b>DRIVE (Plays/Yards/Time)</b>	<b>QTR</b>	<b>CLOCK TIME</b>
IND	Pollard, 50 pass from Manning (Vanderjagt kick)	4/63/1:30	1	10:11
IND	Manning, 4 run (Vanderjagt kick)	8/36/4:40	2	12:22
MIA	FG Mare 25	10/81/4:36	2	1:54
IND	FG Vanderjagt 48	8/46/1:54	2	0:00
IND	FG Vanderjagt 31	14/66/8:19	3	6:41
MIA	L. Smith, 8 run (Mare kick)	9/74/3:58	3	2:43
MIA	FG Mare 31	9/48/3:43	4	3:25

**ATT.** – 73,884

	<b>INDIANAPOLIS</b>	<b>MIAMI</b>
First Downs/Total-Rush-Pass-Penalty	20/7-10-3	14/6-7-1
Third Down Efficiency	7-15/46.7	2-12/16.7
Total Yards-Plays-Average	327-64-5.1	272-56-4.9
Rushes-Yards-Average	35-132-3.8	26-140-5.4
Net Yards Passing-Sacked-Yards Lost	195-1-11	132-4-18
Passes Attempted-Completed-Intercepted	28-21-0	26-12-1
Punts/Number-Average	6-37.3	5-40.4
Penalties/Number-Yards	4-35	8-45
Fumbles/Number-Lost	2-2	2-2
Time of Possession	33:50	26:10

### INDIVIDUAL STATISTICS

**RUSHING** – Miami: L. Smith 22-97, 1 TD; Fiedler 1-29; Denson 2-11; Johnson 1-3.

Indianapolis: James 32-112; Manning 3-20, 1 TD.

**PASSING** – Miami: Fiedler 25-12-1, 150 yards, 0 TDs; L. Smith 1-0-0, 0 yards, 0 TDs.

Indianapolis: Manning 28-21-0, 206 yards, 1 TD.

**RECEIVING** – Miami: Martin 4-67; Gadsden 3-40; L. Smith 3-10; Weaver 1-24; Denson 1-9.

Indianapolis: Harrison 6-47; Pollard 5-74, 1 TD; James 5-31; Pathon 3-39; Dilger 2-15.

**INTERCEPTIONS** – Miami: None.

Indianapolis: Burris 1-0 yards.

**SACKS** – Miami: Taylor 1.

Indianapolis: Thomas 2, TEAM 1, Bratzke 0.5; Williams 0.5.

**MISSSED FIELD GOALS** – Miami: None.

Indianapolis: None.

## GAME 16

**DOLPHINS 27, PATRIOTS 24**  
December 24, 2000

**Foxboro Stadium**  
Foxboro, MA

Miami earned its first division title since 1994, and its fourth straight playoff appearance by recording its first win in a regular season finale since 1996. The Dolphins posted the first points of the game, 5:04 into the contest, on an Olindo Mare 47-yard field goal. It marked the 16th straight successful kick for Mare, tying for the second-longest streak in club history. The score also occurred four plays after Jeff Ogden returned a punt 56 yards to the Patriots' 33. The ensuing onside kick attempt was recovered by New England, and the Patriots took over at their own 49. That led to a nine-play drive that ended with a Tony Carter one-yard touchdown run with 4:05 to play in the first quarter. Drew Bledsoe completed all four of his passes, totaling 39 yards, on the march. The Patriots expanded their lead to 11 points on a 52-yard touchdown pass from Bledsoe to Kevin Faulk with 8:16 remaining in the first half. The score capped a four-play, 83-yard drive in which Bledsoe and Faulk combined for a 28-yard completion two plays prior to the score. Miami got its first touchdown of the game on a nine-yard touchdown pass from Jay Fiedler to Hunter Goodwin on third-and-goal with 3:40 left in the opening half, marking the first touchdown of Goodwin's NFL career. It came three plays after Jason Taylor intercepted a Bledsoe pass and returned it two yards to the Patriots' 12. The Dolphins re-gained the lead 1:27 later on a Lamar Smith one-yard touchdown run. The score was set up four plays earlier when Brock Marion blocked a Lee Johnson punt and Twan Russell recovered at the Patriots' nine. The Patriots went back on top with three seconds remaining in the half on a 16-yard touchdown pass from Bledsoe to Terry Glenn. Bledsoe connected on five of nine passes for 71 yards on the ten-play, 80-yard drive. The Dolphins had a chance to cut the Patriots' advantage to one point 4:30 into the third quarter, but Mare missed wide right on a 47-yard field goal attempt. The Patriots took over at their own 37 and marched 48 yards in eight plays en route to an Adam Vinatieri 33-yard field goal with 6:07 left in the third quarter. New England appeared as though it would take a 14-point lead following a 59-yard pass from Bledsoe to Jermaine Wiggins with just over three minutes to play in the third quarter. But Derrick Rodgers punched the ball loose from Wiggins at the Dolphins' 22, and Brock Marion recovered in the end zone for a touchback. From there, the Dolphins traveled 70 yards to the Patriots' 10, but could not capitalize as Mare missed wide left on a 28-yard field goal attempt. The Dolphins bounced back to tie the game on their next series with an 11-play, 65-yard drive that ended with a Lamar Smith one-yard touchdown run with 4:09 to play. After Fiedler's first pass of the drive fell off the mark, he went on to complete each of his next seven attempts, totaling 69 yards, including a 14-yard strike to Lamar Smith one play prior to the score. On the next play from scrimmage, Bledsoe connected with Troy Brown for a 22-yard completion to the Dolphins' 38. On the following play, Zach Thomas intercepted a Bledsoe pass at the Dolphins' 24. Miami then embarked on a 12-play, 45-yard drive that culminated with Mare's 49-yard field goal with nine seconds remaining. The drive consisted of two third down pass completions by Fiedler, who completed six of eight passes for 45 yards on the drive. After the game seemingly ended following an incomplete pass by Bledsoe from the Patriots' 40, both teams were called back on the field 35 minutes later after it was ruled that three seconds still remained. Michael Bishop's final pass attempt was off the mark.

<b>MIAMI</b>	<b>3</b>	<b>14</b>	<b>0</b>	<b>10</b>	<b>-</b>	<b>27</b>
<b>NEW ENGLAND</b>	<b>7</b>	<b>14</b>	<b>3</b>	<b>0</b>	<b>-</b>	<b>24</b>

TEAM	SCORE	DRIVE			QTR	CLOCK TIME
		(Plays/Yards/Time)				
MIA	FG Mare 47	4/5/1:59	1			9:56
NE	Carter, 1 run (Vinatieri kick)	9/49/5:51	1			4:05
NE	Faulk, 52 pass from Bledsoe (Vinatieri kick)	4/83/1:26	2			8:16
MIA	Goodwin, 9 pass from Fiedler (Mare kick)	3/12/1:25	2			3:40
MIA	L. Smith, 1 run (Mare kick)	3/9/0:52	2			2:13
NE	Glenn, 16 pass from Bledsoe (Vinatieri kick)	10/80/2:10	2			0:03
NE	FG Vinatieri 33	8/48/4:13	3			6:17
MIA	L. Smith, 1 run (Mare kick)	11/65/5:18	4			4:09
MIA	FG Mare 49	12/45/3:35	4			0:09

ATT. – 60,292

	<b>MIAMI</b>	<b>NEW ENGLAND</b>
First Downs/Total-Rush-Pass-Penalty	25/5-16-4	18/4-11-3
Third Down Efficiency	8-17/47.1	4-10/40.0
Total Yards-Plays-Average	310-72-4.3	348-57-6.1
Rushes-Yards-Average	24-47-2.0	21-37-1.8
Net Yards Passing-Sacked-Yards Lost	263-2-8	311-1-1
Passes Attempted-Completed-Intercepted	46-31-0	35-18-2



Punts/Number-Average	5-38.2	5-33.8
Penalties/Number-Yards	5-25	5-58
Fumbles/Number-Lost	0-0	1-1
Time of Possession	35:39	24:18

#### INDIVIDUAL STATISTICS

**RUSHING** – Miami: L. Smith 20-26, 2 TDs; Fiedler 2-22; Denson 2-(-1).

New England: Faulk 12-34; Glenn 1-4; Redmond 6-3; Carter 2-(-4), 1 TD.

**PASSING** – Miami: Fiedler 45-30-0, 264 yards, 1 TD; Huard 1-1-0, 7 yards, 0 TDs.

New England: Bledsoe 34-18-2, 312 yards, 2 TDs; Bishop 1-0-0, 0 yards, 0 TDs.

**RECEIVING** – Miami: Gadsden 7-43; Weaver 5-63; McDuffie 5-44; Martin 4-44; L. Smith 2-21; Dyer 2-14;

Denson 2-11; Goodwin 2-11; Ogden 1-12; Johnson 1-8.

New England: Brown 8-102; Wiggins 4-81; Faulk 2-80, 1 TD; Glenn 2-41, 1 TD; Redmond 2-8.

**INTERCEPTIONS** – Miami: Taylor 1-2 yards; Z. Thomas 1-0 yards.

New England: None.

**SACKS** – Miami: Bromell 1.

New England: Harris 1; McGinest 1.

**MISSED FIELD GOALS** – Miami: Mare 47(WR), 28(WL).

New England: None.

## 2000-01 ROSTER MOVES

(Daily transactions from July 7, 2000, through the last day of the regular season, December 24, 2000, plus playoff and off-season moves)

Date	Player/Coach	Transaction	Terms
July 7	WR Todd Doxzon	Waived	
	FB Teddy Salters	Waived	
	G Joe Wong	Waived	
	G Antonio Fleming	Signed	
July 11	S Arturo Freeman (DC#5)	Signed	3 Years
	S Calvin Jackson	Released	
July 13	LB Jeff Snedegar	Waived	
July 17	DT Ernest Grant (DC#6)	Signed	3 Years
July 18	S Chris Bayne	Signed	
	DE David Hoelscher	Waived	
July 19	CB Jeff Harris (DC#7)	Signed	3 Years
	DE Adewale Ogunleye	Placed on Active/NFI (knee)	
July 20	DT Daryl Gardener	Signed Contract Extension	7 Years
July 21	WR Oronde Gadsden	Signed	1 Year
	WR O.J. McDuffie	Placed on Active/PUP (toe)	
July 22	P Chris Hanson	Waived/Failed Physical	
	DE David Hoelscher	Waived	
July 24	T Todd Wade (DC#2)	Signed	4 Years
	CB Ben Kelly (DC#3)	Signed	3 Years
July 25	S Kelvin Sigler	Waived	
	DE Tim Martin	Signed	
July 27	K Jay Taylor	Waived	
	WR Oronde Gadsden	Signed Contract Extension	2 Years
July 31	G Antonio Fleming	Waived	
Aug. 3	CB Jeff Harris	Waived/Injured	
Aug. 4	DT Noel Scarlett	Signed	
	CB Jeff Harris	Placed on Injured Reserve after clearing waivers	
Aug. 14	RB Curtis Alexander	Waived	
	TE Carlos Nuno	Waived	
Aug. 16	DT Noel Scarlett	Waived	
	QB Jim Druckenmiller	Waived	
Aug. 17	DT Antoine Simpson	Waived/Injury Settlement	
	TE Damian Vaughn	Awarded off Waivers from Cincinnati	
Aug. 18	QB Gus Ornstein	Signed	
Aug. 22	S Orlando Steinauer	Waived/Injury Settlement	
	TE Hayward Clay	Waived/Injury Settlement	
	G Steve Herndon	Waived	
	TE Terrance Huston	Waived	
	WR Kevin McKenzie	Waived	
	QB Gus Ornstein	Waived	
	WR Quinton Spotwood	Waived	

Date	Player/Coach	Transaction	Terms
Aug. 22	FB Pete Sylvester	Waived	
	LB Scott Zimmerman	Waived	
	WR Lamar Thomas	Placed on Injured Reserve (right hip)	
	WR O.J. McDuffie	Placed on Reserve/PUP (left great toe)	
	DE Adewale Ogunleye	Placed on Reserve/NFI (left knee)	
	WR Nate Jacquet	Traded to San Diego for an undisclosed draft choice	
	WR Jeff Ogden	Acquired from Dallas for an undisclosed draft choice	
Aug. 23	TE Damian Vaughn	Waived	
	TE Jed Weaver	Awarded off Waivers from Philadelphia	
Aug. 26	S Chris Bayne	Waived	
	DE Rameel Connor	Waived	
	RB Brian Edwards	Waived	
	LB Tommy Hendricks	Waived	
	T Willie Jones	Waived	
	DE Tim Martin	Waived	
	G O'Lester Pope	Waived	
	LB Kyle Shipley	Waived	
	WR Corey Thomas	Waived	
Aug. 27	G Ben Adams	Waived	
	WR Robert Baker	Waived	
	TE Frank Leatherwood	Waived	
	C Grey Ruegamer	Waived	
	WR Damon Savage	Waived	
	T Mike Sheldon	Waived	
Aug. 27	T Keno Hills	Contract Terminated	
	DT Damian Gregory	Placed on Injured Reserve (right knee)	
Aug. 29	G Ben Adams	Signed to Practice Squad	
	T Dan Palmer	Signed to Practice Squad	
	WR Damon Savage	Signed to Practice Squad	
Aug. 30	WR Robert Baker	Signed to Practice Squad	
	FB/TE Ryan Neufeld	Signed to Practice Squad	
Sept. 5	FB Ryan Neufeld	Released off Practice Squad	
	CB Deshone Mallard	Signed to Practice Squad	
Sept. 12	WR Brian Alford	Signed to Practice Squad	
	WR Robert Baker	Released off Practice Squad	
Sept. 26	CB Ben Kelly	Placed on Injured Reserve (left knee)	
	LB Tommy Hendricks	Signed	
	CB Deshone Mallard	Released off Practice Squad	
	TE Rodrick Monroe	Signed to Practice Squad	
Oct. 2	TE Alonzo Mayes	Acquired from Chicago for an Undisclosed Draft Choice	
	LB Tommy Hendricks	Waived	
Oct. 4	WR Brian Alford	Released off Practice Squad	
	LB Tommy Hendricks	Signed to Practice Squad	
Oct. 10	TE Rodrick Monroe	Released off Practice Squad	
	WR Brian Alford	Signed to Practice Squad	
Oct. 11	LB Scott Galyon	Placed on Injured Reserve (right knee)	
	LB Michael Hamilton	Signed	
Oct. 23	WR O.J. McDuffie	Activated off Physically Unable to Perform list	
	LB Michael Hamilton	Waived	
Oct. 25	G John Bock	Placed on Injured Reserve (right shoulder)	
	CB Ray Hill	Waived	
	LB Michael Hamilton	Signed	
	G Anthony Cesario	Signed off New Orleans' Practice Squad	
Nov. 10	QB Mike Quinn	Waived	
	LB Tommy Hendricks	Signed off Practice Squad	
Nov. 13	LB Michael Hamilton	Waived	
	QB Mike Quinn	Re-Signed	
Nov. 14	RB Thurman Thomas	Placed on Injured Reserve (right knee)	
	C/G Jason Andersen	Signed	
	LB Nate Hemsley	Signed to Practice Squad	
Nov. 22	T Dan Palmer	Placed on Practice Squad/Injured	
	RB Vaughn Sanders	Signed to Practice Squad	
Nov. 23	TE Ed Perry	Placed on Injured Reserve (right shoulder)	
	TE/LS Brody Heffner-Liddiard	Signed	
Nov. 28	S Greg Jeffries	Placed on Injured Reserve (left knee)	
	S Kevin Williams	Signed	
	WR Damon Savage	Released off Practice Squad	
	WR Sherrod Gideon	Signed to Practice Squad	
Dec. 6	WR Brian Alford	Released off Practice Squad	
	WR Damon Savage	Signed to Practice Squad	
Dec. 13	WR Damon Savage	Released off Practice Squad	
	WR Brian Alford	Signed to Practice Squad	

Date	Player/Coach	Transaction	Terms
Dec. 20	WR Bert Emanuel WR Damon Savage	Placed on Injured Reserve (rib) Signed	

## OFF-SEASON MOVES

Jan. 8	Paul Boudreau	Released from coaching staff	
	Mike Westhoff	Released from coaching staff	
Jan. 11	WR Brian Alford	Signed	
	WR Albert Johnson	Signed	
	RB Jay Johnson	Signed	
	T Dan Palmer	Signed	
	DT Lamain Rucker	Signed	
	RB Vaughn Sanders	Signed	
Jan. 15	Keith Armstrong	Named Special Teams Coach	
	Tony Wise	Named Offensive Line Coach	
Jan. 31	CB Deshone Mallard	Signed	2 Years
	LB Tommy Hendricks	Re-Signed	3 Years
Feb. 2	Dave Wannstedt	Signed Contract Extension	1 Year
Feb. 7	DE Rameel Connor	Signed	
	S Paris Johnson	Signed	
Feb. 9	DE Rameel Connor	Allocated to NFL Europe League	
	RB Jay Johnson	Allocated to NFL Europe League	
	S Paris Johnson	Allocated to NFL Europe League	
	CB Deshone Mallard	Allocated to NFL Europe League	
	DT Lamain Rucker	Allocated to NFL Europe League	
	RB Vaughn Sanders	Allocated to NFL Europe League	
	WR Damon Savage	Allocated to NFL Europe League	
Feb. 19	LB Nate Hemsley	Signed	2 Years
Feb. 22	WR Tony Martin	Released	
	RB Thurman Thomas	Released	
	DE Jason Taylor	Named "Franchise" Player	
Feb. 28	S Greg Jeffries	Released	
Mar. 1	K Olindo Mare	Re-Signed	6 Years
	LB Robert Jones	Released	
	DE Lorenzo Bromell	Tendered as a Restricted Free Agent	
	TE Alonzo Mayes	Tendered as a Restricted Free Agent	
	WR Jeff Ogden	Tendered as a Restricted Free Agent	
	RB Autry Denson	Tendered as an Exclusive Rights Player	
	G Anthony Cesario	Tendered as an Exclusive Rights Player	
	TE Brody Heffner-Liddiard	Tendered as an Exclusive Rights Player	
	Bob Sanders	Named Linebackers Coach	
Mar. 3	G Todd Perry	Signed as Unrestricted Free Agent from Chicago	5 Years
	LB Derrick Rodgers	Re-Signed	4 Years
Mar. 5	DE Trace Armstrong	Signed with Oakland as an Unrestricted Free Agent	
Mar. 6	LB Twan Russell	Re-Signed	3 Years
	LB Larry Izzo	Signed with New England as an Unrestricted Free Agent	
Mar. 8	CB Patrick Surtain	Signed Contract Extension	4 Years
	C/TE Eric Beverly	Signed to Offer Sheet as a Restricted Free Agent (From Detroit)	3 Years
Mar. 9	QB Ray Lucas	Signed to Offer Sheet as a Restricted Free Agent (From N.Y. Jets)	3 Years
	G Ben Adams	Re-Signed	2 Years
Mar. 14	QB Mike Quinn	Re-Signed	2 Years
	TE Hunter Goodwin	Released	
Mar. 15	CB Daryl Porter	Signed	2 Years
	CB Terry Cousin	Signed as Unrestricted Free Agent from Atlanta	1 Year
	TE Alonzo Mayes	Re-Signed	1 Year
	RB Jay Johnson	Waived/Failed Physical	
	C/TE Eric Beverly	Detroit matched offer sheet	
Mar. 16	QB Ray Lucas	Jets declined to match offer sheet	
	WR James McKnight	Signed as an Unrestricted Free Agent from Dallas	5 Years
	TE Ed Perry	Re-Signed	3 Years
	G Kevin Donnalley	Signed with Carolina as an Unrestricted Free Agent	
Mar. 19	QB Damon Huard	Released	
Mar. 23	RB Autry Denson	Re-Signed	1 Year
Mar. 26	TE/LS Brody Heffner-Liddiard	Re-Signed	2 Years
Mar. 31	DT Lamain Rucker	Waived	
Apr. 11	WR Ronnie Anderson	Signed	
	WR Robert Baker	Signed	
Apr. 17	G Anthony Cesario	Re-Signed	1 Year
Apr. 18	WR Dedric Ward	Signed as Unrestricted Free Agent from Jets	2 Years
Apr. 19	T Marcus Spriggs	Signed as Unrestricted Free Agent from Buffalo	2 Years



Date	Player/Coach	Transaction	Terms
Apr. 19	DE Lorenzo Bromell	Re-Signed	1 Year
Apr. 20	WR Jeff Ogden	Re-Signed	1 Year
Apr. 26	C Troy Andrew	Signed (College Free Agent)	
	DE Devon Finn	Signed (College Free Agent)	
	S Shawn Forte	Signed (College Free Agent)	
	WR David Foye	Signed (College Free Agent)	
	LB Aaron Gatten	Signed (College Free Agent)	
	DT Buck Gurley	Signed (College Free Agent)	
	T Jim Harding	Signed (College Free Agent)	
	FB Eric Jonsson	Signed (College Free Agent)	
	CB Zebbie Lethridge	Signed	
	S Nick Sorensen	Signed (College Free Agent)	
May 1	LB Tyrus McCloud	Signed	
May 9	Rick Spielman	Signed contract extension	1 Year
	Ron Labadie	Named Director of College Scouting	
	John Crea	Named College Scout	
	Tom Braatz	Named College Scout	
	Adam Engroff	Named College Scouting Coordinator	
	Nate Sullivan	Named Pro Scout	
June 4	George Paton	Named Director of Pro Personnel	
June 5	T Mike Lies	Signed	
June 9	S Brock Marion	Re-Signed	2 Years
June 15	T Brandon Winey (DC #6a)	Signed	3 Years
June 27	FB Matt Kalapinski	Signed (College Free Agent)	
June 29	S Shawn Wooden	Signed	2 Years
	FB Eric Jonsson	Waived	

## DOLPHINS OFFSEASON SURGERIES

Date	Player	Surgery	Surgery (Hospital)
Jan. 10	G Mark Dixon	Left Shoulder/ Right Elbow	Dr. John Uribe (HealthSouth Doctor's)
	S Trent Gamble	Right Shoulder	Dr. John Uribe (HealthSouth Doctor's)
	LB Derrick Rodgers	Right Shoulder/ Left Knee	Dr. John Uribe (HealthSouth Doctor's)
Jan. 10	DT Jermaine Haley	Right Shoulder	Dr. George Caldwell (Holy Cross)
Jan. 11	T Richmond Webb	Right Elbow	Dr. James Andrews (Ala. Sports Med. Ctr.-Birm.)
Jan. 12	QB Jay Fiedler	Left Rotator Cuff	Dr. Steven O'Brien (Hosp. For Spec. Surgery-N.Y.)
	TE Hunter Goodwin	Left Hip	Dr. Marc Philippon (Holy Cross)
Feb. 12	C Tim Ruddy	Left Shoulder	Dr. John Uribe (HealthSouth Doctor's)
Feb. 13	CB Sam Madison	Right Ankle	Dr. Robert Mills (Holy Cross)
Feb. 21	T Richmond Webb	Left Elbow	Dr. James Andrews (Ala. Sports Med. Ctr.-Birm.)
Mar. 31	CB Jeff Harris	Right Knee	Dr. George Caldwell (Holy Cross)
May 1	LB Scott Galyon	Left Knee	Dr. George Caldwell (Holy Cross)
May 23	LB Paris Johnson	Right Knee	Dr. Larry Lemak (Ala. Sports Med. Ctr.-Birm.)
May 24	TE Alonzo Mayes	Right Shoulder	Dr. George Caldwell (Holy Cross)
June 14	T Marcus Spriggs	Right Elbow	Dr. George Caldwell (Holy Cross)



### DOLPHIN FACT

Since 1970, the Dolphins have had 135 players selected to appear in the Pro Bowl. Sam Madison has been voted as a starter to the AFC squad each of the last two years, becoming the only cornerback in team history to be named to the Pro Bowl team. Offensive guard is the position which Miami has been represented at most often (19 times, led by Bob Kuechenberg's six appearances). Surprisingly, despite the high number of appearances by the rest of the offensive line (also, 13 by centers), Dolphins offensive tackles have played in the Pro Bowl on only ten occasions (Richmond Webb, seven times; Norm Evans, twice and Wayne Moore, once).

# DOLPHINS VS. THE NFL

(Records include post-season games)

## MIAMI 8, ARIZONA 0

(formerly St. Louis, Phoenix)

11/27/72 - at Miami 31, St. Louis 10  
11/24/77 - Miami 55, at St. Louis 14  
10/1/78 - at Miami 24, St. Louis 10  
9/6/81 - Miami 20, at St. Louis 7  
9/30/84 - Miami 36, at St. Louis 28  
11/4/90 - at Miami 23, Phoenix 3  
9/8/96 - Miami 38, at Arizona 10  
9/19/99 - at Miami 19, Arizona 16

## MIAMI 6, ATLANTA 2

11/30/70 - Miami 20, at Atlanta 7  
11/3/74 - at Miami 42, Atlanta 7  
9/21/80 - Miami 20, at Atlanta 17  
12/10/83 - at Miami 31, Atlanta 24  
11/30/86 - Atlanta 20, at Miami 14  
10/11/92 - at Miami 21, Atlanta 17  
12/3/95 - at Miami 21, Atlanta 20  
12/27/98 - at Atlanta 38, Miami 16

## MIAMI 2, BALTIMORE 0

10/19/97 - Miami 24, at Baltimore 13  
9/17/00 - at Miami 19, Baltimore 6

## MIAMI 45, BUFFALO 28 (1 tie)

9/18/66 - at Buffalo 58, Miami 24  
11/6/66 - Buffalo 29, at Miami 0  
11/5/67 - at Buffalo 35, Miami 13  
11/26/67 - at Miami 17, Buffalo 14  
10/12/68 - at Miami 14, Buffalo 14 (tie)  
11/10/68 - Miami 21, at Buffalo 17  
10/26/69 - at Miami 24, Buffalo 6  
11/16/69 - at Buffalo 28, Miami 3  
10/18/70 - Miami 33, at Buffalo 14  
12/20/70 - at Miami 45, Buffalo 7  
9/26/71 - Miami 29, at Buffalo 14  
11/7/71 - at Miami 34, Buffalo 0  
10/22/72 - at Miami 24, Buffalo 23  
11/5/72 - Miami 30, at Buffalo 16  
10/21/73 - at Miami 27, Buffalo 6  
11/18/73 - Miami 17, at Buffalo 0  
9/22/74 - Miami 24, at Buffalo 16  
11/17/74 - at Miami 35, Buffalo 28  
10/26/75 - Miami 35, at Buffalo 30  
12/7/75 - at Miami 31, Buffalo 21  
9/13/76 - Miami 30, at Buffalo 21  
12/5/76 - at Miami 45, Buffalo 27  
9/18/77 - Miami 13, at Buffalo 0  
12/17/77 - at Miami 31, Buffalo 14  
9/17/78 - at Miami 31, Buffalo 24  
11/12/78 - Miami 25, at Buffalo 24  
9/2/79 - Miami 9, at Buffalo 7  
10/14/79 - at Miami 17, Buffalo 7  
9/7/80 - at Buffalo 17, Miami 7  
10/19/80 - at Miami 17, Buffalo 14  
10/21/81 - at Buffalo 31, Miami 21  
12/19/81 - at Miami 16, Buffalo 6  
11/21/82 - Miami 9, at Buffalo 7  
12/27/82 - at Miami 27, Buffalo 10  
9/4/83 - Miami 12, at Buffalo 0

10/9/83 - Buffalo 38, at Miami 35 (ot)  
9/17/84 - Miami 21, at Buffalo 17  
10/28/84 - at Miami 38, Buffalo 7  
11/24/85 - Miami 23, at Buffalo 14  
12/22/85 - at Miami 28, Buffalo 0  
10/12/86 - at Miami 27, Buffalo 14  
11/16/86 - Miami 34, at Buffalo 24  
10/25/87 - Buffalo 34, at Miami 31 (ot)  
11/29/87 - at Buffalo 27, Miami 0  
9/11/88 - at Buffalo 9, Miami 6  
11/14/88 - Buffalo 31, at Miami 6  
9/10/89 - Buffalo 27, at Miami 24  
10/29/89 - at Buffalo 31, Miami 17  
9/16/90 - at Miami 30, Buffalo 7  
12/23/90 - at Buffalo 24, Miami 14  
1/12/91 - \*at Buffalo 44, Miami 34  
9/1/91 - at Buffalo 35, Miami 31  
11/18/91 - Buffalo 41, at Miami 27  
10/4/92 - Miami 37, at Buffalo 10  
11/16/92 - Buffalo 26, at Miami 20  
1/17/93 - \*\*Buffalo 29, at Miami 3  
9/26/93 - Miami 22, at Buffalo 13  
12/19/93 - Buffalo 47, at Miami 34  
10/9/94 - at Buffalo 21, Miami 11  
12/4/94 - Buffalo 42, at Miami 31  
10/29/95 - at Miami 23, Buffalo 6  
12/17/95 - at Buffalo 23, Miami 20  
12/30/95 - \*at Buffalo 37, Miami 22  
10/13/96 - Miami 21, at Buffalo 7  
12/16/96 - at Miami 16, Buffalo 14  
11/2/97 - at Buffalo 9, Miami 6  
11/17/97 - at Miami 30, Buffalo 13  
9/13/98 - at Miami 13, Buffalo 7  
11/1/98 - at Buffalo 30, Miami 7  
1/2/99 - \*at Miami 24, Buffalo 17  
10/4/99 - Buffalo 23, at Miami 18  
11/14/99 - at Buffalo 23, Miami 3  
10/8/00 - at Miami 22, Buffalo 13  
12/3/00 - Miami 33, at Buffalo 6

## MIAMI 1, CAROLINA 0

11/15/98 - Miami 13, at Carolina 9

## MIAMI 5, CHICAGO 3

11/29/71 - at Miami 34, Chicago 3  
11/2/75 - Miami 46, at Chicago 13  
9/23/79 - at Miami 31, Chicago 16  
12/2/85 - at Miami 38, Chicago 24  
9/4/88 - at Chicago 34, Miami 7  
11/24/91 - Miami 16, at Chicago 13 (ot)  
11/13/94 - Chicago 17, at Miami 14  
10/27/97 - Chicago 36, at Miami 33 (ot)

## MIAMI 13, CINCINNATI 3

10/20/68 - Miami 24, at Cincinnati 22  
11/17/68 - Cincinnati 38, at Miami 21  
9/14/69 - at Cincinnati 27, Miami 21  
10/10/71 - Miami 23, at Cincinnati 13  
12/23/73 - \*at Miami 34, Cincinnati 16  
12/2/74 - at Miami 24, Cincinnati 3  
11/20/77 - at Cincinnati 23, Miami 17  
10/9/78 - at Miami 21, Cincinnati 0  
9/14/80 - at Miami 17, Cincinnati 16

11/28/83 – at Miami 38, Cincinnati 14  
 11/8/87 – Miami 20, at Cincinnati 14  
 10/15/89 – Miami 20, at Cincinnati 13  
 12/9/91 – at Miami 37, Cincinnati 13  
 10/2/94 – Miami 23, at Cincinnati 7  
 10/1/95 – Miami 26, at Cincinnati 23  
 10/1/00 – Miami 31, at Cincinnati 16

### MIAMI 8, CLEVELAND 4

10/25/70 – Cleveland 28, at Miami 0  
 12/24/72 – \*at Miami 20, Cleveland 14  
 10/15/73 – Miami 17, at Cleveland 9  
 11/28/76 – at Cleveland 17, Miami 13  
 11/18/79 – at Cleveland 30, Miami 24 (ot)  
 1/4/86 – \*at Miami 24, Cleveland 21  
 11/10/86 – at Cleveland 26, Miami 16  
 12/12/88 – at Miami 38, Cleveland 31  
 10/8/89 – at Miami 13, Cleveland 10 (ot)  
 11/25/90 – Miami 30, at Cleveland 13  
 9/14/92 – Miami 27, at Cleveland 23  
 10/10/93 – Miami 24, at Cleveland 14

### MIAMI 6, DALLAS 4

1/16/72 – \*\*\*Dallas 24, Miami 3  
 11/22/73 – Miami 14, at Dallas 7  
 11/5/78 – at Miami 23, Dallas 16  
 10/25/81 – at Dallas 28, Miami 27  
 12/17/84 – at Miami 28, Dallas 21  
 11/22/87 – Miami 20, at Dallas 14  
 11/19/89 – Miami 17, at Dallas 14  
 11/25/93 – Miami 16, at Dallas 14  
 10/27/96 – Dallas 29, at Miami 10  
 11/25/99 – at Dallas 20, Miami 0

### MIAMI 7, DENVER 3 (1 tie)

10/16/66 – at Miami 24, Denver 7  
 12/4/66 – at Denver 17, Miami 7  
 9/17/67 – at Miami 35, Denver 21  
 10/27/68 – at Denver 21, Miami 14  
 12/7/69 – at Miami 27, Denver 24  
 9/19/71 – Miami 10, at Denver 10 (tie)  
 12/20/75 – at Miami 14, Denver 13  
 9/29/85 – Miami 30, at Denver 26  
 12/21/98 – at Miami 31, Denver 21  
 1/9/99 – \*at Denver 38, Miami 3  
 9/13/99 – Miami 38, at Denver 21

### MIAMI 5, DETROIT 2

12/15/73 – at Miami 34, Detroit 7  
 12/9/79 – Miami 28, at Detroit 10  
 10/27/85 – at Detroit 31, Miami 21  
 9/15/91 – at Detroit 17, Miami 13  
 12/25/94 – at Miami 27, Detroit 20  
 12/7/97 – at Miami 33, Detroit 30  
 11/5/00 – Miami 23, at Detroit 8

### MIAMI 9, GREEN BAY 1

12/19/71 – at Miami 27, Green Bay 6  
 10/5/75 – Miami 31, at Green Bay 7  
 10/28/79 – at Miami 27, Green Bay 7  
 12/8/85 – Miami 34, at Green Bay 24  
 9/18/88 – at Miami 24, Green Bay 17  
 10/22/89 – at Miami 23, Green Bay 20  
 9/22/91 – at Miami 16, Green Bay 13  
 9/11/94 – Miami 24, at Green Bay 14 (at Mil.)  
 9/14/97 – at Green Bay 23, Miami 18  
 10/29/00 – at Miami 28, Green Bay 20

## MIAMI 43, INDIANAPOLIS 21

(formerly Baltimore)

11/1/70 – at Baltimore 35, Miami 0  
 11/22/70 – at Miami 34, Baltimore 17  
 11/21/71 – at Miami 17, Baltimore 14  
 12/11/71 – at Baltimore 14, Miami 3  
 1/2/72 – \*\*at Miami 21, Baltimore 0  
 10/29/72 – Miami 23, at Baltimore 0  
 12/16/72 – at Miami 16, Baltimore 0  
 11/11/73 – at Miami 44, Baltimore 0  
 12/9/73 – at Baltimore 16, Miami 3  
 10/27/74 – at Miami 17, Baltimore 7  
 12/8/74 – Miami 17, at Baltimore 16  
 11/23/75 – Baltimore 33, at Miami 17  
 12/14/75 – at Baltimore 10, Miami 7 (ot)  
 10/10/76 – at Baltimore 28, Miami 14  
 11/22/76 – Baltimore 17, at Miami 16  
 10/9/77 – at Baltimore 45, Miami 28  
 12/5/77 – at Miami 17, Baltimore 6  
 9/10/78 – Miami 42, at Baltimore 0  
 10/29/78 – at Miami 26, Baltimore 8  
 11/11/79 – at Miami 19, Baltimore 0  
 11/25/79 – Miami 28, at Baltimore 24  
 10/5/80 – Baltimore 30, at Miami 17  
 12/14/80 – Miami 24, at Baltimore 14  
 9/27/81 – Miami 31, at Baltimore 28  
 11/1/81 – at Miami 27, Baltimore 10  
 9/19/82 – at Miami 24, Baltimore 20  
 1/2/83 – Miami 34, at Baltimore 7  
 10/23/83 – Miami 21, at Baltimore 7  
 11/20/83 – at Miami 37, Baltimore 0  
 9/23/84 – at Miami 44, Indianapolis 7  
 12/9/84 – Miami 35, at Indianapolis 17  
 9/15/85 – at Miami 30, Indianapolis 13  
 11/17/85 – Miami 34, at Indianapolis 20  
 9/14/86 – at Miami 30, Indianapolis 10  
 10/26/86 – Miami 17, at Indianapolis 13  
 9/20/87 – Miami 23, at Indianapolis 10  
 11/15/87 – Indianapolis 40, at Miami 21  
 9/25/88 – at Indianapolis 15, Miami 13  
 12/4/88 – Indianapolis 31, at Miami 28  
 11/5/89 – at Miami 19, Indianapolis 13  
 12/17/89 – at Indianapolis 42, Miami 13  
 10/28/90 – Miami 27, at Indianapolis 7  
 12/30/90 – at Miami 23, Indianapolis 17  
 9/8/91 – at Miami 17, Indianapolis 6  
 11/3/91 – Miami 10, at Indianapolis 6  
 10/25/92 – Indianapolis 31, at Miami 20  
 11/8/92 – Miami 28, at Indianapolis 0  
 9/5/93 – Miami 24, at Indianapolis 20  
 10/24/93 – at Miami 41, Indianapolis 27  
 11/6/94 – at Miami 22, Indianapolis 21  
 12/18/94 – at Indianapolis 10, Miami 6  
 10/8/95 – Indianapolis 27, at Miami 24 (ot)  
 11/26/95 – at Indianapolis 36, Miami 28  
 9/23/96 – at Indianapolis 10, Miami 6  
 11/10/96 – at Miami 37, Indianapolis 16  
 8/31/97 – at Miami 16, Indianapolis 10  
 12/14/97 – at Indianapolis 41, Miami 0  
 9/6/98 – Miami 24, at Indianapolis 15  
 11/8/98 – at Miami 27, Indianapolis 14  
 10/10/99 – Miami 34, at Indianapolis 31  
 12/5/99 – Indianapolis 37, at Miami 34  
 11/26/00 – Miami 17, at Indianapolis 14  
 12/17/00 – Indianapolis 20, at Miami 13  
 12/30/00 – \*at Miami 23, Indianapolis 17 (ot)

## JACKSONVILLE 2, MIAMI 0

10/12/98 – at Jacksonville 28, Miami 21  
 1/15/00 – \*at Jacksonville 62, Miami 7



---

### MIAMI 13, KANSAS CITY 10

---

11/13/66	-	at Kansas City 34, Miami 16
12/11/66	-	Kansas City 19, at Miami 18
9/24/67	-	Kansas City 24, at Miami 0
10/8/67	-	at Kansas City 41, Miami 0
9/28/68	-	Kansas City 48, at Miami 3
10/19/69	-	at Kansas City 17, Miami 10
12/25/71	-	*Miami 27, at Kansas City 24 (2ot)
9/17/72	-	Miami 20, at Kansas City 10
10/20/74	-	at Miami 9, Kansas City 3
10/17/76	-	Kansas City 20, at Miami 17(ot)
12/13/81	-	Miami 17, at Kansas City 7
9/25/83	-	at Miami 14, Kansas City 6
9/22/85	-	at Miami 31, Kansas City 0
10/11/87	-	at Miami 42, Kansas City 0
12/3/89	-	at Kansas City 26, Miami 21
12/24/89	-	Kansas City 27, at Miami 24
1/5/91	-	*at Miami 17, Kansas City 16
10/13/91	-	at Kansas City 42, Miami 7
10/31/93	-	at Miami 30, Kansas City 10
12/12/94	-	at Miami 45, Kansas City 28
12/31/94	-	*at Miami 27, Kansas City 17
12/11/95	-	at Miami 13, Kansas City 6
10/5/97	-	at Miami 17, Kansas City 14

---

### MIAMI 5, MINNESOTA 3

---

10/1/72	-	Miami 16, at Minnesota 14
1/13/74	-	***Miami 24, Minnesota 7
12/11/76	-	Minnesota 29, at Miami 7
9/16/79	-	Miami 27, at Minnesota 12
12/5/82	-	at Miami 22, Minnesota 14
10/2/88	-	at Miami 24, Minnesota 7
9/25/94	-	at Minnesota 38, Miami 35
9/10/00	-	at Minnesota 13, Miami 7

---

### MIAMI 43, NEW ENGLAND 28

---

(formerly Boston)

11/27/66	-	Boston 20, at Miami 14
10/15/67	-	at Boston 41, Miami 10
12/17/67	-	at Miami 41, Boston 32
11/24/68	-	Miami 34, at Boston 10
12/8/68	-	at Miami 38, Boston 7
11/9/69	-	Miami 17, at Boston 16
11/30/69	-	Boston 38, Miami 23 (at Tampa)
9/20/70	-	at Boston 27, Miami 14
12/6/70	-	at Miami 37, Boston 20
10/17/71	-	at Miami 41, New England 3
12/5/71	-	at New England 34, Miami 13
11/12/72	-	at Miami 52, New England 0
12/3/72	-	Miami 37, at New England 21
9/30/73	-	at Miami 44, New England 23
10/28/73	-	Miami 30, at New England 14
9/15/74	-	at New England 34, Miami 24
12/15/74	-	at Miami 34, New England 27
9/28/75	-	Miami 22, at New England 14
12/1/75	-	at Miami 20, New England 7
9/19/76	-	at New England 30, Miami 14
10/31/76	-	at Miami 10, New England 3
11/13/77	-	at Miami 17, New England 5
12/11/77	-	at New England 14, Miami 10
10/22/78	-	at New England 33, Miami 24
12/18/78	-	at Miami 23, New England 3
10/21/79	-	at New England 28, Miami 13
11/29/79	-	at Miami 39, New England 24
10/12/80	-	at New England 34, Miami 0
12/8/80	-	at Miami 16, New England 13 (ot)
11/8/81	-	Miami 30, at New England 27 (ot)
12/6/81	-	at Miami 24, New England 14

12/12/82	-	at New England 3, Miami 0
1/8/83	-	*at Miami 28, New England 13
9/11/83	-	at Miami 34, New England 24
11/13/83	-	at New England 17, Miami 6
9/9/84	-	at Miami 28, New England 7
10/21/84	-	Miami 44, at New England 24
11/3/85	-	at New England 17, Miami 13
12/16/85	-	at Miami 30, New England 27
1/12/86	-	**New England 31, at Miami 14
10/5/86	-	at New England 34, Miami 7
12/22/86	-	New England 34, at Miami 27
9/13/87	-	at New England 28, Miami 21
12/28/87	-	New England 24, at Miami 10
11/6/88	-	at New England 21, Miami 10
11/20/88	-	New England 6, at Miami 3
9/17/89	-	Miami 24, at New England 10
12/10/89	-	at Miami 31, New England 10
9/9/90	-	Miami 27, at New England 24
10/18/90	-	at Miami 17, New England 10
10/6/91	-	Miami 20, at New England 10
11/10/91	-	at Miami 30, New England 20
10/18/92	-	at Miami 38, New England 17
12/27/92	-	Miami 16, at New England 13 (ot)
11/21/93	-	at Miami 17, New England 31
1/2/94	-	at New England 33, Miami 27 (ot)
9/4/94	-	at Miami 39, New England 35
10/30/94	-	Miami 23, at New England 3
9/10/95	-	Miami 20, at New England 3
11/12/95	-	New England 34, at Miami 17
9/1/96	-	at Miami 24, New England 10
11/3/96	-	at New England 42, Miami 23
11/23/97	-	at New England 27, Miami 24
12/22/97	-	New England 14, at Miami 12
12/28/97	-	*at New England 17, Miami 3
10/25/98	-	at Miami 12, New England 9 (ot)
11/23/98	-	at New England 26, Miami 23
10/17/99	-	Miami 31, at New England 30
11/21/99	-	at Miami 27, New England 17
9/24/00	-	at Miami 10, New England 3
12/24/00	-	Miami 27, at New England 24

---

### MIAMI 5, NEW ORLEANS 3

---

11/15/70	-	at Miami 21, New Orleans 10
11/10/74	-	Miami 21, at New Orleans 0
9/28/80	-	at Miami 21, New Orleans 16
10/2/83	-	at New Orleans 17, Miami 7
12/7/86	-	Miami 31, at New Orleans 27
11/29/92	-	at New Orleans 24, Miami 13
10/15/95	-	at New Orleans 33, Miami 30
11/29/98	-	at Miami 30, New Orleans 10

---

### N.Y. GIANTS 3, MIAMI 1

---

12/10/72	-	Miami 23, at N.Y. Giants 13
9/23/90	-	at N.Y. Giants 20, Miami 3
12/5/93	-	N.Y. Giants 19, at Miami 14
12/8/96	-	N.Y. Giants 17, at Miami 7

---

### MIAMI 35, N.Y. JETS 35 (1 tie)

---

9/9/66	-	N.Y. Jets 19, at Miami 14
11/20/66	-	at N.Y. Jets 30, Miami 13
10/1/67	-	at N.Y. Jets 29, Miami 7
10/22/67	-	N.Y. Jets 33, at Miami 14
12/1/68	-	at N.Y. Jets 35, Miami 17
12/15/68	-	N.Y. Jets 31, at Miami 7
11/2/69	-	at N.Y. Jets 34, Miami 31
12/14/69	-	N.Y. Jets 27, at Miami 9
10/10/70	-	Miami 20, at N.Y. Jets 6
12/13/70	-	at Miami 16, N.Y. Jets 10

10/3/71 – N.Y. Jets 14, at Miami 10  
 10/24/71 – Miami 30, at N.Y. Jets 14  
 10/8/72 – Miami 27, at N.Y. Jets 17  
 11/19/72 – at Miami 28, N.Y. Jets 24  
 10/7/73 – at Miami 31, N.Y. Jets 3  
 11/4/73 – Miami 24, at N.Y. Jets 14  
 10/7/74 – at Miami 21, N.Y. Jets 17  
 11/24/74 – at N.Y. Jets 17, Miami 14  
 10/19/75 – Miami 43, at N.Y. Jets 0  
 11/9/75 – at Miami 27, N.Y. Jets 7  
 9/26/76 – at Miami 16, N.Y. Jets 0  
 11/7/76 – Miami 27, at N.Y. Jets 7  
 10/16/77 – at Miami 21, N.Y. Jets 17  
 11/6/77 – Miami 14, at N.Y. Jets 10  
 9/3/78 – at N.Y. Jets 33, Miami 20  
 11/26/78 – N.Y. Jets 24, at Miami 13  
 9/30/79 – at N.Y. Jets 33, Miami 27  
 12/15/79 – N.Y. Jets 27, at Miami 24  
 10/27/80 – at N.Y. Jets 17, Miami 14  
 12/20/80 – N.Y. Jets 24, at Miami 17  
 10/4/81 – at Miami 28, N.Y. Jets 28 (tie)  
 11/22/81 – at N.Y. Jets 16, Miami 15  
 9/12/82 – Miami 45, at N.Y. Jets 28  
 12/18/82 – at Miami 20, N.Y. Jets 19  
 1/23/83 – \*\*at Miami 14, N.Y. Jets 0  
 10/16/83 – Miami 32, at N.Y. Jets 14  
 12/16/83 – at Miami 34, N.Y. Jets 14  
 11/4/84 – Miami 31, at N.Y. Jets 17  
 11/26/84 – at Miami 28, N.Y. Jets 17  
 10/14/85 – at N.Y. Jets 23, Miami 7  
 11/10/85 – at Miami 21, N.Y. Jets 17  
 9/21/86 – at N.Y. Jets 51, Miami 45 (ot)  
 11/24/86 – at Miami 45, N.Y. Jets 3  
 10/18/87 – at N.Y. Jets 37, Miami 31 (ot)  
 12/7/87 – at Miami 37, N.Y. Jets 28  
 10/23/88 – N.Y. Jets 44, at Miami 30  
 11/27/88 – at N.Y. Jets 38, Miami 34  
 9/24/89 – N.Y. Jets 40, at Miami 33  
 11/12/89 – Miami 31, at N.Y. Jets 23  
 10/7/90 – at Miami 20, N.Y. Jets 16  
 11/11/90 – Miami 17, at N.Y. Jets 3  
 9/29/91 – at N.Y. Jets 43, Miami 23  
 12/22/91 – N.Y. Jets 23, at Miami 20 (ot)  
 11/1/92 – at N.Y. Jets 26, Miami 14  
 12/20/92 – at Miami 19, N.Y. Jets 17  
 9/12/93 – N.Y. Jets 24, at Miami 14  
 11/7/93 – at N.Y. Jets 27, Miami 10  
 9/18/94 – at Miami 28, N.Y. Jets 14  
 11/27/94 – Miami 28, at N.Y. Jets 24  
 9/3/95 – at Miami 52, N.Y. Jets 14  
 10/22/95 – at N.Y. Jets 17, Miami 16  
 9/15/96 – at Miami 36, N.Y. Jets 27  
 12/22/96 – Miami 31, at N.Y. Jets 28  
 10/12/97 – Miami 31, at N.Y. Jets 20  
 11/9/97 – at Miami 24, N.Y. Jets 17  
 10/4/98 – at N.Y. Jets 20, Miami 9  
 12/13/98 – N.Y. Jets 21, at Miami 16  
 12/12/99 – at N.Y. Jets 28, Miami 20  
 12/27/99 – N.Y. Jets 38, at Miami 31  
 10/23/00 – at N.Y. Jets 40, Miami 37 (ot)  
 11/19/00 – N.Y. Jets 20, Miami 3

## OAKLAND 18, MIAMI 9 (1 tie)

(formerly Los Angeles)

9/2/66 – Oakland 23, at Miami 14  
 10/9/66 – at Oakland 21, Miami 10  
 11/19/67 – at Oakland 31, Miami 17  
 9/21/68 – Oakland 47, at Miami 21  
 9/20/69 – at Oakland 20, Miami 17  
 10/4/69 – at Miami 20, Oakland 20 (tie)

10/3/70 – at Miami 20, Oakland 13  
 12/27/70 – \*at Oakland 21, Miami 14  
 9/23/73 – at Oakland 12, Miami 7 (at Berkeley)  
 12/30/73 – \*\*at Miami 27, Oakland 10  
 12/21/74 – \*at Oakland 28, Miami 26  
 9/22/75 – Oakland 31, at Miami 21  
 12/10/78 – at Miami 23, Oakland 6  
 10/8/79 – at Oakland 13, Miami 3  
 11/2/80 – at Oakland 16, Miami 10  
 11/15/81 – Oakland 33, at Miami 17  
 9/19/83 – at L.A. Raiders 27, Miami 14  
 12/2/84 – L.A. Raiders 45, at Miami 34  
 10/19/86 – L.A. Raiders 30, at Miami 28  
 10/9/88 – Miami 24, at L.A. Raiders 14  
 11/19/90 – L.A. Raiders 13, at Miami 10  
 12/14/92 – at Miami 20, L.A. Raiders 7  
 10/16/94 – at Miami 20, L.A. Raiders 17(ot)  
 12/1/96 – at Oakland 17, Miami 7  
 11/30/97 – Miami 34, at Oakland 16  
 12/6/98 – Miami 27, at Oakland 17  
 10/31/99 – Miami 16, at Oakland 9  
 1/6/01 – \*at Oakland 27, Miami 0

## MIAMI 7, PHILADELPHIA 3

11/8/70 – at Philadelphia 24, Miami 17  
 10/12/75 – at Miami 24, Philadelphia 16  
 9/24/78 – at Philadelphia 17, Miami 3  
 11/30/81 – at Miami 13, Philadelphia 10  
 11/11/84 – at Miami 24, Philadelphia 23  
 12/13/87 – Miami 28, at Philadelphia 10  
 12/9/90 – at Miami 23, Philadelphia 20(ot)  
 11/14/93 – Miami 19, at Philadelphia 14  
 10/20/96 – at Philadelphia 35, Miami 28  
 10/24/99 – at Miami 16, Philadelphia 13

## MIAMI 11, PITTSBURGH 8

11/14/71 – at Miami 24, Pittsburgh 21  
 12/31/72 – \*\*Miami 21, at Pittsburgh 17  
 12/3/73 – at Miami 30, Pittsburgh 26  
 11/14/76 – at Pittsburgh 14, Miami 3  
 12/30/79 – \*at Pittsburgh 34, Miami 14  
 11/30/80 – at Pittsburgh 23, Miami 10  
 9/10/81 – at Miami 30, Pittsburgh 10  
 10/7/84 – Miami 31, at Pittsburgh 7  
 1/6/85 – \*\*at Miami 45, Pittsburgh 28  
 10/6/85 – at Miami 24, Pittsburgh 20  
 11/1/87 – at Miami 35, Pittsburgh 24  
 12/18/88 – at Pittsburgh 40, Miami 24  
 11/26/89 – Pittsburgh 34, at Miami 14  
 9/30/90 – Miami 28, at Pittsburgh 6  
 12/13/93 – Pittsburgh 21, at Miami 20  
 11/20/94 – at Pittsburgh 16, Miami 13(ot)  
 9/18/95 – at Miami 23, Pittsburgh 10  
 11/25/96 – Pittsburgh 24, at Miami 17  
 9/20/98 – at Miami 21, Pittsburgh 0

## MIAMI 7, SAINT LOUIS 1

(formerly Los Angeles)

10/31/71 – Miami 20, at Los Angeles 14  
 10/3/76 – Los Angeles 31, at Miami 28  
 11/9/80 – Miami 35, at Los Angeles 14  
 10/30/83 – at Miami 30, L.A. Rams 14  
 12/14/86 – Miami 37, at L.A. Rams 31(ot)  
 9/20/92 – at Miami 26, L.A. Rams 10  
 12/24/95 – Miami 41, at St. Louis 22  
 10/18/98 – at Miami 14, St. Louis 0

### SAN DIEGO 12, MIAMI 10

10/2/66 - at San Diego 44, Miami 10  
11/12/67 - at San Diego 24, Miami 0  
12/10/67 - at Miami 41, San Diego 24  
11/3/68 - at San Diego 34, Miami 28  
10/11/69 - San Diego 21, at Miami 14  
10/15/72 - at Miami 24, San Diego 10  
9/29/74 - Miami 28, at San Diego 21  
10/30/77 - San Diego 14, at Miami 13  
10/15/78 - Miami 28, at San Diego 21  
11/20/80 - San Diego 27, at Miami 24 (ot)  
1/2/82 - \*San Diego 41, at Miami 38 (ot)  
1/16/83 - \*at Miami 34, San Diego 13  
11/18/84 - at San Diego 34, Miami 28 (ot)  
9/7/86 - at San Diego 50, Miami 28  
10/16/88 - at Miami 31, San Diego 28  
12/15/91 - at San Diego 38, Miami 30  
1/10/93 - \*at Miami 31, San Diego 0  
12/27/93 - at San Diego 45, Miami 20  
1/8/95 - \* at San Diego 22, Miami 21  
11/5/95 - Miami 24, at San Diego 14  
12/19/99 - at Miami 12, San Diego 9  
11/12/00 - Miami 17, at San Diego 7

### MIAMI 4, SAN FRANCISCO 4

9/16/73 - at Miami 21, San Francisco 13  
9/25/77 - Miami 19, at San Francisco 15  
11/16/80 - at Miami 17, San Francisco 13  
11/6/83 - Miami 20, at San Francisco 17  
1/20/85 - \*\*\*San Francisco 38, Miami 16  
9/28/86 - San Francisco 31, at Miami 16  
12/6/92 - at San Francisco 27, Miami 3  
11/20/95 - San Francisco 44, at Miami 20

### MIAMI 7, SEATTLE 3

10/23/77 - at Miami 31, Seattle 13  
9/9/79 - at Miami 19, Seattle 10  
12/31/83 - \*Seattle 27, at Miami 20  
12/29/84 - \*at Miami 31, Seattle 10  
10/4/87 - at Seattle 24, Miami 20  
12/16/90 - at Miami 24, Seattle 17  
9/27/92 - Miami 19, at Seattle 17  
10/6/96 - Seattle 22, at Miami 15  
1/9/00 - \*Miami 20, at Seattle 17  
9/3/00 - at Miami 23, Seattle 0

### MIAMI 4, TAMPA BAY 3

10/24/76 - Miami 23, at Tampa Bay 20  
11/29/82 - at Tampa Bay 23, Miami 17

10/20/85 - at Miami 41, Tampa Bay 38  
10/30/88 - Miami 17, at Tampa Bay 14  
12/1/91 - at Miami 33, Tampa Bay 14  
9/21/97 - at Tampa Bay 31, Miami 21  
12/10/00 - Tampa Bay 16, at Miami 13

### MIAMI 14, TENNESSEE 12

(formerly Houston)

10/23/66 - Miami 20, at Houston 13  
12/18/66 - at Miami 29, Houston 28  
12/3/67 - at Houston 17, Miami 14  
12/23/67 - Houston 41, at Miami 10  
9/14/68 - Houston 24, at Miami 10  
10/6/68 - Miami 24, at Houston 7  
9/28/69 - at Houston 22, Miami 10  
11/23/69 - Houston 32, at Miami 7  
9/27/70 - Miami 20, at Houston 10  
9/24/72 - at Miami 34, Houston 13  
11/16/75 - at Houston 20, Miami 19  
10/2/77 - at Miami 27, Houston 7  
11/20/78 - at Houston 35, Miami 30  
12/24/78 - \*Houston 17, at Miami 9  
11/5/79 - Houston 9, at Miami 6  
9/20/81 - Miami 16, at Houston 10  
12/4/83 - Miami 24, at Houston 17  
10/14/84 - at Miami 28, Houston 10  
9/8/85 - at Houston 26, Miami 23  
11/2/86 - at Miami 28, Houston 7  
10/1/89 - at Houston 39, Miami 7  
10/20/91 - Houston 17, at Miami 13  
11/22/92 - at Miami 19, Houston 16  
11/17/96 - Miami 23, at Houston 20  
9/7/97 - at Miami 16, Tennessee 13 (ot)  
11/7/99 - at Miami 17, Tennessee 0

### MIAMI 6, WASHINGTON 4

1/14/73 - \*\*\* Miami 14, Washington 7  
10/13/74 - at Washington 20, Miami 17  
12/3/78 - Miami 16, at Washington 0  
10/18/81 - at Miami 13, Washington 10  
1/30/83 - \*\*\* Washington 27, Miami 17  
9/2/84 - Miami 35, at Washington 17  
12/20/87 - at Miami 23, Washington 21  
12/2/90 - at Washington 42, Miami 20  
10/4/93 - at Miami 17, Washington 10  
1/2/00 - at Washington 21, Miami 10

\* AFC Playoff  
\*\* AFC Championship  
\*\*\* Super Bowl

## ALL-TIME DOLPHIN WON-LOST RECORDS

(includes post-season games)

OPPONENT	W	L	T	PCT.	PTS.	OPP.	LAST MTG.
Arizona .....	8	0	0	1.000	246	98	1999
Atlanta .....	6	2	0	.750	185	150	1998
Baltimore .....	2	0	0	1.000	43	19	2000
Buffalo .....	45	28	1	.615	1656	1425	2000
Carolina .....	1	0	0	1.000	13	9	1998
Chicago .....	5	3	0	.625	219	156	1997
Cincinnati .....	13	3	0	.813	397	258	2000
Cleveland .....	8	4	0	.667	246	236	1993



OPPONENT	W	L	T	PCT.	PTS.	OPP.	LAST MTG.
Dallas .....	6	4	0	.600	158	187	1999
Denver .....	7	3	1	.682	233	219	1999
Detroit .....	5	2	0	.714	179	123	2000
Green Bay .....	9	1	0	.900	252	151	2000
Indianapolis .....	43	21	0	.672	1432	1067	2000
Jacksonville .....	0	2	0	.000	28	90	1999
Kansas City .....	13	10	0	.565	425	439	1997
Minnesota .....	5	3	0	.625	162	134	2000
New England .....	43	28	0	.606	1602	1380	2000
New Orleans .....	5	3	0	.625	174	137	1998
New York Giants .....	1	3	0	.250	47	69	1996
New York Jets .....	35	35	1	.500	1656	1535	2000
Oakland .....	9	18	1	.339	501	584	2000
Philadelphia .....	7	3	0	.700	195	182	1999
Pittsburgh .....	11	8	0	.579	430	372	1998
St. Louis .....	7	1	0	.875	231	136	1998
San Diego.....	10	12	0	.455	524	541	2000
San Francisco .....	4	4	0	.500	132	198	1995
Seattle .....	7	3	0	.700	222	157	2000
Tampa Bay .....	4	3	0	.571	165	156	2000
Tennessee .....	14	12	0	.538	483	470	1999
Washington.....	6	4	0	.600	182	175	1999
<b>TOTALS.....</b>	<b>339</b>	<b>223</b>	<b>4</b>	<b>.602</b>	<b>12,418</b>	<b>10,853</b>	

## MIAMI IN PRESEASON

OPPONENT	W	L	T	PCT.	PTS.	OPP.	LAST MTG.
Arizona .....	1	0	0	1.000	28	7	1978
Atlanta .....	3	4	0	.429	122	153	1995
Buffalo .....	3	0	1	.875	99	72	1987
Chicago .....	3	7	1	.318	158	154	1997
Cincinnati .....	4	3	0	.571	120	117	1975
Cleveland .....	0	1	0	.000	10	17	1986
Dallas .....	1	3	0	.250	84	87	1992
Denver .....	6	5	0	.545	240	222	1997
Detroit .....	6	1	0	.857	180	134	1999
Green Bay .....	4	4	0	.500	127	124	2000
Indianapolis .....	2	2	0	.500	67	61	1984
Jacksonville .....	0	1	0	.000	21	24	1995
Kansas City .....	1	1	1	.500	49	57	1982
Minnesota .....	8	11	0	.421	310	371	1996
New England .....	1	1	0	.500	30	19	1969
New Orleans .....	9	5	0	.643	275	214	2000
N.Y. Giants .....	6	0	0	1.000	141	86	1994
N.Y. Jets .....	0	1	0	.000	14	31	1966
Oakland .....	3	0	0	1.000	71	57	1991
Philadelphia .....	5	4	0	.556	153	128	1990
Pittsburgh .....	2	1	0	.667	50	37	2000
St. Louis .....	1	1	0	.500	30	45	1974
San Diego.....	1	2	0	.333	42	68	1999
San Francisco .....	3	0	1	.875	82	65	1998
Seattle .....	1	0	0	1.000	24	7	1980
Tampa Bay .....	11	4	0	.733	265	212	2000
Tennessee .....	1	1	0	.500	20	32	1989
Washington .....	9	4	0	.692	307	221	1998
<b>TOTALS .....</b>	<b>95</b>	<b>67</b>	<b>4</b>	<b>.584</b>	<b>3,119</b>	<b>2,822</b>	

# 2000 DOLPHINS PRESEASON STATISTICS

## PRESEASON RESULTS (3-1)

DATE	OPPONENT	SCORE	W/L	ATTENDANCE
Aug. 5	at Pittsburgh	10-13	L	45,871
Aug. 10	TAMPA BAY	15-13	W	58,703
Aug. 21	GREEN BAY	17-14	W	60,287
Aug. 25	at New Orleans	22-17	W	46,955

## TEAM STATISTICS

	DOLPHINS	OPPONENTS
TOTAL FIRST DOWNS.....	79	52
Rushing .....	33	16
Passing .....	38	31
Penalty .....	8	5
3rd Down: Made/Att.....	27/64	8/41
3rd Down Pct .....	42.2	19.5
4th Down: Made/Att.....	2/8	1/2
4th Down Pct .....	25.0	50.0
POSSESSION AVG.....	35:50	24:10
TOTAL NET YARDS.....	1248	1040
Avg. Per Game .....	312.0	260.0
Total Plays .....	278	202
Avg. Per Play .....	4.5	5.1
NET YARDS RUSHING .....	502	478
Avg. Per Game .....	125.5	119.5
Total Rushes .....	129	95
NET YARDS PASSING .....	746	562
Avg. Per Game .....	186.5	140.5
Sacked/Yards Lost.....	12/67	13/73
Gross Yards .....	813	635
Att./Completions .....	137/84	94/50
Completion Pct.....	61.3	53.2
Had Intercepted.....	4	5
PUNTS/AVERAGE.....	14/41.4	23/44.2
NET PUNTING AVG.....	14/34.9	23/32.3
PENALTIES/YARDS .....	25/241	31/258
FUMBLES/BALL LOST .....	9/4	10/6
TOUCHDOWNS .....	5	7
Rushing .....	2	3
Passing .....	3	3
Returns .....	0	1

Score By Quarters	1	2	3	4	OT	Total
DOLPHINS .....	6	19	19	20	0	64
OPPONENTS .....	10	3	0	44	0	57

## RUSHING

	NO.	YDS.	AVG.	LG	TD
Johnson .....	38	178	4.7	21	1
L. Smith .....	32	158	4.9	24	0
Edwards .....	24	58	2.4	10	0
Denson .....	7	21	3.0	9	1
Druckenmiller .....	3	21	7.0	18	0
Huard .....	6	20	3.3	12	0
Alexander .....	4	14	3.5	9	0
Quinn .....	3	14	4.7	7	0
T. Thomas .....	8	14	1.8	4	0
Shepherd .....	1	12	12.0	12	0

## RUSHING (Cont'd)

	NO.	YDS.	AVG.	LG	TD
Emanuel .....	2	4	2.0	2	0
Jacquet .....	1	-12	-12.0	-12	0
<b>DOLPHINS .....</b>	<b>129</b>	<b>502</b>	<b>3.9</b>	<b>24</b>	<b>2</b>
<b>OPPONENTS .....</b>	<b>95</b>	<b>478</b>	<b>5.0</b>	<b>60</b>	<b>3</b>

## PASSING

	ATT.	COMP.	YDS.	PCT.	TD	INT.	LG	SACK/ LOST	RATING
Huard .....	54	34	303	63.0	0	1	37	6/31	70.2
Quinn .....	48	27	260	56.3	3	0	27	1/6	92.4
Druckenmiller ....	21	13	141	61.9	0	0	39	4/19	81.6
Fiedler .....	14	10	109	71.4	0	3	24	1/11	54.5
<b>DOLPHINS ....</b>	<b>137</b>	<b>84</b>	<b>813</b>	<b>61.3</b>	<b>3</b>	<b>4</b>	<b>39</b>	<b>12/67</b>	<b>73.5</b>
<b>OPPONENTS</b>	<b>94</b>	<b>50</b>	<b>635</b>	<b>53.2</b>	<b>3</b>	<b>5</b>	<b>80t</b>	<b>13/73</b>	<b>63.0</b>

## RECEIVING

	NO.	YDS.	AVG.	LG	TD
Savage .....	11	121	11.0	21	0
To. Martin .....	8	133	16.6	24	0
T. Thomas .....	7	52	7.4	18	0
Gadsden .....	6	57	9.5	18	1
Denson .....	6	52	8.7	26	0
Shepherd .....	5	35	7.0	16	0
Konrad .....	5	17	3.4	8	0
Emanuel .....	4	72	18.0	37	0
Weaver .....	3	49	16.3	27	1
Dyer .....	4	32	8.0	19	1
Jacquet .....	3	71	23.7	39	0
McKenzie .....	3	25	8.3	23	0
Edwards .....	3	16	5.3	7	0
Spotwood .....	3	15	5.0	5	0
Johnson .....	2	18	9.0	12	0
L. Thomas .....	2	13	6.5	8	0
Leatherwood .....	2	5	2.5	3	0
L. Smith .....	2	2	1.0	2	0
Ogden .....	1	8	8.0	8	0
C. Thomas .....	1	8	8.0	8	0
Baker .....	1	6	6.0	6	0
Perry .....	1	4	4.0	4	0
Sylvester .....	1	2	2.0	2	0
<b>DOLPHINS .....</b>	<b>84</b>	<b>813</b>	<b>9.7</b>	<b>39</b>	<b>3</b>
<b>OPPONENTS .....</b>	<b>50</b>	<b>635</b>	<b>12.7</b>	<b>80t</b>	<b>3</b>

## INTERCEPTIONS

	NO.	YDS.	AVG.	LG	TD
Madison .....	2	0	0.0	0	0
Marion .....	1	14	14.0	14	0
Jeffries .....	1	12	12.0	12	0
Gregory .....	1	-2	-2.0	-2	0
<b>DOLPHINS .....</b>	<b>5</b>	<b>24</b>	<b>4.8</b>	<b>14</b>	<b>0</b>
<b>OPPONENTS .....</b>	<b>4</b>	<b>61</b>	<b>15.3</b>	<b>58t</b>	<b>1</b>

## PUNTING

	NO.	YDS.	AVG.	NET	TB	IN 20	LG	BLK
Turk .....	14	580	41.4	34.9	2	4	59	0
<b>DOLPHINS .....</b>	<b>14</b>	<b>580</b>	<b>41.4</b>	<b>34.9</b>	<b>2</b>	<b>4</b>	<b>59</b>	<b>0</b>
<b>OPPONENTS .....</b>	<b>23</b>	<b>1017</b>	<b>44.2</b>	<b>32.3</b>	<b>1</b>	<b>3</b>	<b>53</b>	<b>0</b>



## PUNT RETURNS

	RET.	FC	YDS.	AVG.	LG	TD
Kelly .....	11	0	171	15.5	73	0
Shepherd .....	3	3	63	21.0	46	0
Baker .....	2	0	21	10.5	13	0
<b>DOLPHINS .....</b>	<b>16</b>	<b>3</b>	<b>255</b>	<b>15.9</b>	<b>73</b>	<b>0</b>
<b>OPPONENTS .....</b>	<b>6</b>	<b>2</b>	<b>51</b>	<b>8.5</b>	<b>19</b>	<b>0</b>

## KICKOFF RETURNS

	NO.	YDS.	AVG.	LG	TD
Kelly .....	3	71	23.7	30	0
Baker .....	2	56	28.0	31	0
Shepherd .....	2	55	27.5	31	0
Marion .....	1	43	43.0	43	0
Jacquet .....	1	14	14.0	14	0
C. Thomas .....	1	5	5.0	5	0
<b>DOLPHINS .....</b>	<b>10</b>	<b>244</b>	<b>24.4</b>	<b>43</b>	<b>0</b>
<b>OPPONENTS .....</b>	<b>16</b>	<b>365</b>	<b>22.8</b>	<b>78</b>	<b>0</b>

## FIELD GOALS

	1-19	20-29	30-39	40-49	50+	TOTALS
Mare .....	0/0	4/4	4/5	1/2	1/3	10/14
<b>DOLPHINS .....</b>	<b>0/0</b>	<b>4/4</b>	<b>4/5</b>	<b>1/2</b>	<b>1/3</b>	<b>10/14</b>
<b>OPPONENTS .....</b>	<b>0/0</b>	<b>1/1</b>	<b>2/2</b>	<b>0/1</b>	<b>0/1</b>	<b>3/5</b>

## SCORING

	TDR	TDP	TDRt	PAT	FG	S	2-PT	TP
Mare .....	0	0	0	4/5	10/14	0	0	34
Denson .....	1	0	0	0/0	0/0	0	0	6
Dyer .....	0	1	0	0/0	0/0	0	0	6
Gadsden .....	0	1	0	0/0	0/0	0	0	6
Johnson .....	1	0	0	0/0	0/0	0	0	6
Weaver .....	0	1	0	0/0	0/0	0	0	6
<b>DOLPHINS .....</b>	<b>2</b>	<b>3</b>	<b>0</b>	<b>4/5</b>	<b>10/14</b>	<b>0</b>	<b>0</b>	<b>64</b>
<b>OPPONENTS .....</b>	<b>3</b>	<b>3</b>	<b>1</b>	<b>6/6</b>	<b>3/5</b>	<b>0</b>	<b>0</b>	<b>57</b>

## TWO-POINT CONVERSIONS

DOLPHINS 0-0, OPPONENTS 0-1

## SACKS

Bromell 3.0, Connor 2.0, Gregory 2.0, Mixon 2.0, Armstrong 1.5, Taylor 1.5, Bromell 1.0, Gardener 1.0, Haley 1.0, Ti. Martin 1.0.

DOLPHINS 13.0, OPPONENTS 12.0



## DOLPHIN FACT

In the 35-year history of the franchise, the Dolphins have had four dual 100-yard rushing games. Two of the dual 100-yard games were accounted for by the tandem of Larry Csonka and Jim Kiick (both in 1971). The most recent game in which the Dolphins had two runners surpass the 100-yard mark occurred on October 5,

1975 at Green Bay when Mercury Morris rushed for 125 yards on 31 attempts, while Don Nottingham ran for 102 yards and three touchdowns on 21 carries.

# 2000 PRESEASON DEFENSIVE STATISTICS

PLAYER	TOTAL TACK.	SOLO	ASST.	SACKS/YARDS	INT./YARDS	FUM. REC.	FUM. FOR.	PASS DEF.
Jones	15	11	4					1
Galyon	14	9	5				1	
Hill	14	9	5					
Freeman	13	11	2			1		
Russell	12	8	4					
Izzo	11	9	2					
Jeffries	11	6	5		1/12			1
Taylor	11	8	3	1.5/10		1		
Walker	10	5	5					
Marion	9	8	1		1/14	1		1
Rodgers	9	3	6					
Z. Thomas	9	5	4					
Connor	8	4	4	2/7		1	1	
Gamble	8	7	1					
Gardener	8	6	2	1/7				
Shipley	8	4	4					
Haley	7	5	2	1/5				1
Wilson	7	5	2					1
Kelly	6	5	1				1	1
Mixon	6	4	2	2/6			1	
Surtain	6	5	1				1	
Armstrong	5	3	2	1.5/9				
Bayne	5	5	0					1
Grant	5	2	3					
Gregory	5	3	2	2/16	1/-2			1
Steinauer	5	2	3					
Bowens	4	2	2					
Hendricks	3	2	1			1		1
Ti. Martin	3	3	0	1/5				
Zimmerman	3	1	2					
Owens	2	1	1					
Bromell	1	1	0	1/7				
Scarlett	1	1	0					
Madison	0	0	0		2/0			3

**NOTE:** special teams and miscellaneous tackles not included above.

**SPECIAL TEAMS TACKLES:** Russell 5, Freeman 4 (1 fumble recovery), Galyon 4 (1 forced fumble), Gamble 3 (1 forced fumble), Izzo 3, Zimmerman 3, Kelly 2, Rodgers 2, Wilson 2, Baker 1, Denson 1, Dyer 1, Hill 1 Jeffries 1, Mare 1, Ogden 1, Perry 1, Shipley 1, L. Smith 1, Taylor 1.

**MISCELLANEOUS TACKLES:** Dyer (1): at NO, 8/25; Emanuel (1): vs. TB, 8/10; Hills (1): at PIT, 8/5; Quinn (1): vs. TB, 8/10; Sheldon (1): at NO, 8/25.

**MISCELLANEOUS FUMBLE RECOVERIES:** Spotwood (2): 1 at PIT, 8/5; 1 vs. GB, 8/21; Huard (1): vs. GB, 8/21; N. Jacquet (1): vs. TB, 8/10; M. Sheldon (1): at NO, 8/25.

**DEFENSIVE TOUCHDOWNS:** S. Madison (1): 46-yd INT, vs. DET, 8/28; P. Surtain (1): 40-yd INT, vs. DET, 8/28



## DOLPHIN FACT

Over the past five years a common theme has developed with the Dolphins running game. During this span, the Dolphins are 44-9 in the regular season when they have had 25 or more rushing attempts, including a mark of 9-3 in 2000. In contests in which they have had less than 25 rushing attempts, Miami is 3-24, including a mark of 2-2 in 2000.

# 2000 PRESEASON GAME SUMMARIES

## PRESEASON GAME 1

**STEELERS 13, DOLPHINS 10**  
August 5, 2000

**Three Rivers Stadium**  
**Pittsburgh, PA**

The Dolphins got into Steelers territory on their opening possession of the game, but were stopped just short of a first down on fourth-and-six from the 33. Miami also found itself in Pittsburgh's end of the field when Sam Madison intercepted a Kordell Stewart pass at the 36 on the ensuing series, but the Dolphins could not capitalize on that opportunity either. The Steelers advanced to the Dolphins' 13 on a 30-yard pass interference penalty on Miami. That led to a 30-yard field goal by Kris Brown, 3:30 into the second quarter. The Dolphins tied the game with 3:40 remaining in the first half on an Olindo Mare 33-yard field goal, seven plays after Leslie Shepherd returned a punt 46 yards to the Steelers' 27. Pittsburgh took over at their own 22 with 3:40 left in the first half and marched to the Dolphins' 25 before Brown missed wide left on a 43-yard field goal with 24 seconds left in the half. The Dolphins scored the first touchdown of the game with 4:07 to play in the third quarter on a two-yard scoring run by Autry Denson. Denson was the offensive star of the 16-play, 78-yard drive as he rushed for 20 yards and caught one pass for 26 yards to convert a third-and-13. The Steelers equaled the count with 6:41 to play in the game on a three-yard scoring run by Chris Fuamatu-Ma'a'afala. The key play on the 66-yard drive was a 33-yard pass interference penalty, putting Pittsburgh at the Miami 26 four plays prior to the touchdown. A Tee Martin 18-yard scramble to the Dolphins' five ensued two plays after the penalty. The Steelers gained possession once again at their own 20 with 3:20 remaining in the game. On the second play from scrimmage, Fuamatu-Ma'a'afala broke loose for a 60-yard run to the Dolphins' 15, setting up a Kris Brown 25-yard field goal four plays later, with 1:34 left in the contest.

<b>MIAMI</b>	<b>0</b>	<b>3</b>	<b>7</b>	<b>0</b>	<b>-</b>	<b>10</b>
<b>PITTSBURGH</b>	<b>0</b>	<b>3</b>	<b>0</b>	<b>10</b>	<b>-</b>	<b>13</b>

TEAM	SCORE	DRIVE		QTR	CLOCK
		(Plays/Yards/Time)			
PITT	FG Brown 30	11/65/4:46		2	11:30
MIA	FG Mare 33l	7/12/2:46		2	3:40
MIA	Denson, 2 run (Mare kick)	16/78/8:30		3	4:07
PITT	Fuamatu-Ma'a'afala, 3 run (Brown kick)	6/66/3:21		4	6:41
PITT	FG Brown 25	6/73/1:46		4	1:34

**ATT. - 45,871**

	<b>MIAMI</b>	<b>PITTSBURGH</b>
First Downs/Total-Rush-Pass-Penalty	17/9-7-1	10/6-1-3
Third Down Efficiency	8-18/44.4	2-12/16.7
Total Yards-Plays-Average	289-71-4.1	185-51-3.6
Rushes-Yards-Average	32-103-3.2	31-190-6.1
Net Yards Passing-Sacked-Yards Lost	186-4-19	-5-6-33
Passes Attempted-Completed-Intercepted	35-21-0	14-4-1
Punts/Number-Average	4-36.3	6-48.2
Penalties/Number-Yards	7-93	2-10
Fumbles/Number-Lost	2-1	0-0
Time of Possession	36:16	23:44

### INDIVIDUAL STATISTICS

**RUSHING** - Miami: Johnson 11-29; Edwards 7-24; Druckenmiller 3-21; Denson 6-20, 1 TD; Huard 3-5; T. Thomas 2-4.

Pittsburgh: Fuamatu-Ma'a'afala 15-122, 1 TD; Stewart 2-29; Zereoue 11-17; Martin 2-17; Goodspeed 1-5.

**PASSING** - Miami: Huard 14-8-0, 64 yards, 0 TDs; Druckenmiller 21-13-0, 141 yards, 0 TDs.

Pittsburgh: Stewart 6-0-1, 0 yards, 0 TDs; Graham 5-2-0, 19 yards, 0 TDs; Martin 3-2-0, 9 yards, 0 TDs.

**RECEIVING** - Miami: T. Thomas 4-33; Jacquet 3-71; Konrad 3-17; Denson 2-32; Spotwood 2-10; McKenzie 2-2; Emanuel 1-14; Dyer 1-9; C. Thomas 1-8; Baker 1-6; Leatherwood 1-3.

Pittsburgh: Edwards 1-13; Shaw 1-6; Farmer 1-5; Geason 1-4.

**INTERCEPTIONS** - Miami: Madison 1-0 yards.

Pittsburgh: None.

**SACKS** - Miami: Gregory 2; Armstrong 1; Gardener 1; Haley 1; Taylor 1.

Pittsburgh: Haggans 1; Lowe 1; Smith 1; Vrabel 1.

**MISSED FIELD GOALS** - Miami: None.

Pittsburgh: Brown 43(WL).



## PRESEASON GAME 2

**DOLPHINS 15, BUCCANEERS 13**  
**August 10, 2000**

**Pro Player Stadium**  
**Miami, FL**

The Dolphins made it to the Bucs' 12 on the opening series of the game, but an Alshermund Singleton interception thwarted that threat. The Dolphins marched down the field on their ensuing possession when a 14-play, 50-yard drive was capped by an Olindo Mare 26-yard field goal with 20 seconds to play in the first half. Lamar Smith rushed for 30 yards on the drive, but the key play was a 17-yard completion from Damon Huard to Thurman Thomas on third-and-nine from the Bucs' 35. Tampa Bay marched to the Miami 32 early in the second quarter, but that drive ended when Brock Marion picked off a Shaun King pass. The Dolphins added to their lead on the final play of the first half when Mare connected on a 21-yard field goal, two plays after Tampa Bay received a 48-yard pass interference penalty that put the Dolphins at the Bucs' four. Mare accounted for his third field goal of the night, from 54 yards away with 2:32 left in the third quarter, four plays after Damian Gregory intercepted an Eric Zeier pass at the Bucs' 42. Yo Murphy returned the ensuing kickoff 51 yards to the Dolphins' 49. From there, Tampa Bay went 49 yards in five plays en route to a 17-yard scoring pass from Zeier to Kevin McLeod, nine seconds into the final frame. The Dolphins got to the Tampa Bay 23-yard line on their drive that followed, but a fumble ended that possession. With the Bucs at midfield, Dolphins linebacker Tommy Hendricks recovered a Joey Hamilton fumble and returned it 17 yards, setting up a Mare 25-yard field goal with 4:21 remaining in the game. Aaron Stecker brought back the kickoff that followed 78 yards, and a five-yard facemask penalty put the Bucs at the Dolphins' 13, leading to Stecker's two-yard touchdown run two plays afterward. The pass for the two-point try was off the mark. Miami started their final drive of the game at their own 32 with 1:03 to play. Quarterback Mike Quinn completed each of his first two passes, totaling 45 yards, to put the Dolphins at the Bucs' 32. After a seven-yard scramble by Quinn, Mare came on to convert his fifth field goal of the game, a 42-yarder with nine seconds to play, giving the Dolphins their first victory of the 2000 preseason.

<b>TAMPA BAY</b>	<b>0</b>	<b>0</b>	<b>0</b>	<b>13</b>	<b>-</b>	<b>13</b>
<b>MIAMI</b>	<b>3</b>	<b>3</b>	<b>3</b>	<b>6</b>	<b>-</b>	<b>15</b>

TEAM	SCORE	DRIVE		QTR	CLOCK
		(Plays/Yards/Time)			
MIA	FG Mare 26	14/50/8:06		1	0:20
MIA	FG Mare 21	6/73/0:51		2	0:00
MIA	FG Mare 54	4/6/1:36		3	2:32
TB	McLeod, 17 pass from Zeier (Gramatica kick)	5/49/2:41		4	14:51
MIA	FG Mare 25	4/6/1:34		4	4:21
TB	Stecker, 2 run (pass failed)	2/13/0:31		4	3:50
MIA	FG Mare 42	6/44/0:54		4	0:09

ATT. - 58,703

	<b>TAMPA BAY</b>	<b>MIAMI</b>
First Downs/Total-Rush-Pass-Penalty	12/5-7-0	17/7-9-1
Third Down Efficiency	1-10/10-0	6-16/37-5
Total Yards-Plays-Average	203-51-4.0	295-69-4.3
Rushes-Yards-Average	23-77-3.3	35-116-3.3
Net Yards Passing-Sacked-Yards Lost	126-1-4	179-4-18
Passes Attempted-Completed-Intercepted	27-16-2	30-19-1
Punts/Number-Average	7-42.3	5-44
Penalties/Number-Yards	8-93	5-34
Fumbles/Number-Lost	2-1	4-2
Time of Possession	25:36	34:24

### INDIVIDUAL STATISTICS

**RUSHING** - Miami: L. Smith 17-72; Johnson 8-30; Alexander 4-14; Quinn 1-7; Emanuel 1-2; T. Thomas 1-2; Denson 1-1; Edwards 1-0; Jacquet 1-(-12).

Tampa Bay: Abdullah 7-29; Stecker 5-19, 1 TD; Dunn 9-18; Sanford 1-11; Hamilton 1-0.

**PASSING** - Miami: Huard 17-10-1, 101 yards, 0 TDs; Quinn 13-9-0, 96 yards, 0 TDs.

Tampa Bay: King 13-9-1, 83 yards, 0 TDs; Zeier 8-4-1, 26 yards, 1 TD; Hamilton 6-3-0, 21 yards, 0 TDs.

**RECEIVING** - Miami: Denson 3-14; Emanuel 2-41; Johnson 2-18; Gadsden 2-12; Edwards 2-11; McKenzie 1-23; Martin 1-22; T. Thomas 1-17; Shepherd 1-16; Savage 1-13; L. Thomas 1-8; Sylvester 1-2; L. Smith 1-0. Tampa Bay: Johnson 4-54; Dunn 3-11; McLeod 1-17, 1 TD; Moore 1-14; Hastings 1-13; Williams 1-12; Murphy 1-8; Lusk 1-4; Purnell 1-3; Stecker 1-0; Abdullah 1-(-6).

**INTERCEPTIONS** - Miami: Marion 1-14 yards; Gregory 1-minus-2 yards.

Tampa Bay: Singleton 1-0 yards.

**SACKS** - Miami: Connor 1.

Tampa Bay: Jackson 1; Lynch 1; McFarland 1; Duncan 0.5; Jones 0.5.

**MISSED FIELD GOALS** - Miami: None.

Tampa Bay: None.

## PRESEASON GAME 3

**DOLPHINS 17 , PACKERS 14**  
August 21, 2000

**Pro Player Stadium**  
Miami, FL

After missing on each of his first three field goal attempts, kicker Olindo Mare gave the Dolphins a 3-0 lead on a 34-yard field goal with 21 seconds to play in the first half, capping a 16-play, 68-yard drive that used 8:34 of the clock. Lamar Smith rushed for 30 yards on the drive and Damon Huard completed five of six passes for 30 yards. The Packers got to the Dolphins' 37 on the first drive of the second half, but that threat ended when Sam Madison intercepted a Matt Hasselbeck pass in the end zone. Green Bay scored their first points of the night 1:33 into the fourth quarter when Herbert Goodman broke loose for a 56-yard scoring run. The Dolphins took over at their own 29 and quarterback Mike Quinn led a nine-play, 71-yard drive that ended with an eight-yard touchdown pass from Quinn to Oronde Gadsden on third-and-goal. Quinn threw for 43 yards and J.J. Johnson ran for 33 yards on the march. That lead was short-lived, however, when two plays afterward Danny Wuerffel and Donald Driver hooked up for an 80-yard touchdown catch-and-run. With 30 seconds to play in the game, Ben Kelly returned a punt 73 yards to the Packers' two, setting up a two-yard touchdown pass from Quinn to Deon Dyer on the next play from scrimmage, with 25 seconds remaining.

<b>GREEN BAY</b>	<b>0</b>	<b>0</b>	<b>0</b>	<b>14</b>	<b>-</b>	<b>14</b>
<b>MIAMI</b>	<b>0</b>	<b>3</b>	<b>0</b>	<b>14</b>	<b>-</b>	<b>17</b>

TEAM	SCORE	DRIVE		QTR	CLOCK
		(Plays/Yards/Time)			
MIA	FG Mare 34	16/68/8:34		2	0:21
GB	Goodman, 56 run (Longwell kick)	2/59/0:45		4	13:27
MIA	Gadsden, 8 pass from Quinn (Mare kick)	9/71/5:12		4	8:15
GB	Driver, 80 pass from Wuerffel (Longwell kick)	2/83/0:58		4	7:17
MIA	Dyer, 2 pass from Quinn (Mare kick)	1/2/0:05		4	0:25

**ATT. - 60,287**

	<b>GREEN BAY</b>	<b>MIAMI</b>
First Downs/Total-Rush-Pass-Penalty	11/3-7-1	22/10-12-0
Third Down Efficiency	2-9/22.2	7-17/41.2
Total Yards-Plays-Average	300-46-6.5	352-73-4.8
Rushes-Yards-Average	25-132	28-151
Net Yards Passing-Sacked-Yards Lost	168-2-19	201-3-19
Passes Attempted-Completed-Intercepted	19-8-1	42-26-0
Punts/Number-Average	6-42.5	3-43.3
Penalties/Number-Yards	8-70	6-35
Fumbles/Number-Lost	3-1	2-0
Time of Possession	23:45	36:15

### INDIVIDUAL STATISTICS

**RUSHING** - Miami: L. Smith 15-86; Johnson 4-34; Huard 3-15; Shepherd 1-12; T. Thomas 4-4; Quinn 1-0.

Green Bay: Goodman 13-91, 1 TD; Henderson 2-20; Mitchell 8-11; Hasselbeck 2-10.

**PASSING** - Miami: Huard 23-16-0, 138 yards, 0 TDs; Quinn 19-10-0, 82 yards, 2 TDs.

Green Bay: Hasselbeck 12-5-1, 72 yards, 0 TDs; Crandell 5-1-0, 10 yards, 0 TDs; Wuerffel 2-2-0, 105 yards, 1 TD.

**RECEIVING** - Miami: Savage 6-67; Martin 4-74; Shepherd 4-19; Dyer 3-23, 1 TD; T. Thomas 2-2; Gadsden 1-8, 1 TD; Denson 1-6; Konrad 1-5; Spotwood 1-5; L. Thomas 1-5; Perry 1-4; L. Smith 1-2.

Green Bay: Franks 2-37; Davis 2-33; Schroeder 2-27; Driver 1-80, 1 TD; Sinceno 1-10.

**INTERCEPTIONS** - Miami: Madison 1-0 yards.

Green Bay: None.

**SACKS** - Miami: Mixon 1; Armstrong 0.5; Taylor 0.5.

Green Bay: Bowens 2; Team 1.

**MISSED FIELD GOALS** - Miami: Mare 33(WR), 50(WL), 48(WL), 51(WL).

Green Bay: None.

## PRESEASON GAME 4

**DOLPHINS 22, SAINTS 17**  
August 25, 2000

**Louisiana Superdome**  
New Orleans, LA

The Saints took a 3-0 lead 3:45 into the contest on a Doug Brien 34-yard field goal. A 38-yard pass interference penalty, which put the Saints at the Dolphins' 34, set up the score. Brock Marion returned the ensuing kickoff 43 yards to the Dolphins' 49. From there, the Dolphins traveled 46 yards en route to an Olindo Mare 23-yard field goal. Arturo Freeman recovered the onside kick that followed for the Dolphins. Two plays later Darren Perry intercepted a Jay Fiedler pass and raced 58 yards for a touchdown. The Dolphins tied the game 5:58 into the second quarter on a one-yard touchdown run by J.J. Johnson, capping a 14-play, 83-yard drive that consumed 9:49 of the clock. Johnson ran for 28 yards on the scoring march while Fiedler completed six of seven passes, totaling 59 yards. Included in Fiedler's totals were consecutive completions

of 18 and 17 yards to Oronde Gadsden and Bert Emanuel, respectively, after the Dolphins faced a second-and-31 from their own 24. The Dolphins threatened once again late in the first half, but Corey Harris intercepted a Fiedler pass with Miami at the New Orleans 13. The Saints got to the Dolphins' 40 on the drive that followed, but Arturo Freeman recovered an Aaron Craver fumble and returned it 45 yards to the Saints' 18. That led to a Mare 31-yard field goal four plays later. The Dolphins added to their lead with 4:24 left in the third quarter on a Mare 34-yard field goal. Miami opened a 12-point advantage with 1:02 to play in the third quarter on a five-yard touchdown pass from Mike Quinn to Jed Weaver on third-and-goal. The Dolphins had gained possession at the Saints' three-yard line three plays earlier when Trent Gamble recovered a Dolphins punt that first hit the Saints' Ryan Thelwell. The Dolphins were at the Saints' one late in the game but were stopped on fourth-and-goal. The Saints took over and marched 99 yards en route to an eight-yard touchdown pass from Jake Delhomme to Willie Jackson ten plays later. The Saints got to the Dolphins' 23 on their final possession, but Rameel Connor sacked Delhomme on the last play of the game.

<b>MIAMI</b>	<b>3</b>	<b>10</b>	<b>9</b>	<b>0</b>	<b>-</b>	<b>22</b>
<b>NEW ORLEANS</b>	<b>10</b>	<b>0</b>	<b>0</b>	<b>7</b>	<b>-</b>	<b>17</b>

TEAM	SCORE	DRIVE		QTR	CLOCK
		(Plays/Yards/Time)			
NO	FG Brien 34	5/56/2:13		1	11:15
MIA	FG Mare 23	7/46/3:21		1	7:54
NO	Perry, 58 interception return (Brien kick)			1	5:50
MIA	Johnson, 1 run (Mare kick)	14/83/9:49		2	9:02
MIA	FG Mare 31	4/5/0:46		2	1:16
MIA	FG Mare 34	7/35/4:22		3	4:24
MIA	Weaver, 5 pass from Quinn (kick failed)	3/3/1:59		3	1:02
NO	Jackson, 8 pass from Delhomme (Brien kick)	10/99/2:01		4	1:55

ATT. - 46,955

	<b>MIAMI</b>	<b>NEW ORLEANS</b>
First Downs/Total-Rush-Pass-Penalty	23/7-10-6	19/2-16-1
Third Down Efficiency	6-13/46.2	3-10/30.0
Total Yards-Plays-Average	312-65-4.8	352-54-6.5
Rushes-Yards-Average	34-132-3.9	16-79-4.9
Net Yards Passing-Sacked-Yards Lost	180-1-11	273-4-17
Passes Attempted-Completed-Intercepted	30-18-3	34-22-1
Punts/Number-Average	2-42.5	4-44.3
Penalties/Number-Yards	7-79	13-85
Fumbles/Number-Lost	1-1	6-5
Time of Possession	36:26	23:34

#### INDIVIDUAL STATISTICS

**RUSHING** - Miami: Johnson 15-85, 1 TD; Edwards 16-34; Quinn 1-7; T. Thomas 1-4; Emanuel 1-2.

New Orleans: Morton 8-31; Delhomme 2-23; Craver 3-11; Brooks 1-10; Perry 2-4.

**PASSING** - Miami: Fiedler 14-10-3, 109 yards, 0 TDs; Quinn 16-8-0, 82 yards, 1 TD.

New Orleans: Blake 2-1-0, 12 yards, 0 TDs; Delhomme 22-14-1, 171 yards, 1 TD; Brooks 10-7-0, 107 yards, 0 TDs.

**RECEIVING** - Miami: Savage 4-41; Weaver 3-49, 1 TD; Gadsden 3-37; Martin 3-37; Emanuel 1-17; Ogden 1-8; Edwards 1-5; Leatherwood 1-2; Konrad 1-(-5).

New Orleans: Wilson 5-73; Thelwell 4-75; Jackson 4-50; Morton 2-34; Stachelski 2-23; Smith 2-19; Hall 1-7; Milne 1-7; Craver 1-2.

**INTERCEPTIONS** - Miami: Jeffries 1-12 yards.

New Orleans: Perry 1-58 yards, 1 TD; Harris 1-3 yards; Tomich 1-0 yards.

**SACKS** - Miami: Bromell 1; Connor 1; Martin 1; Mixon 1.

New Orleans: Whitehead 1.

**MISSED FIELD GOALS** - Miami: None.

New Orleans: None.



## DOLPHIN FACT

In 2000, in games in which the local TV blackout is lifted because the game was sold out 72 hours in advance of kickoff, the Dolphins were 10-5, including marks of 5-3 at home and 5-2 on the road. Since 1973, when the local TV blackout first could be lifted provided that a game is sold out 72 hours in advance of kickoff, Miami is 123-106 (.537) in games where the game is locally televised. The Dolphins are 71-30 (.703) when a home game has been televised in the Miami area. When a road game has been televised in the city of the opposing team, Miami is 52-76 (.406).



# ALL-TIME PRESEASON RESULTS

## 1966 (0-4)

DATE	SITE	ATT.	SCORE
8/6	at San Diego	25,712	San Diego 38, Miami 10
8/12	at Miami	36,366	Kansas City 33, Miami 0
8/20	at Jacksonville	11,000	N.Y. Jets 31, Miami 14
8/24	at Memphis	18,442	Denver 28, Miami 16

## 1967 (2-3)

DATE	SITE	ATT.	SCORE
7/29	at Akron	7,000	Miami 19, Denver 2
8/5	at Memphis	21,200	Miami 10, Buffalo 7
8/12	at Miami	35,871	San Diego 20, Miami 19
8/19	at Miami	50,822	Atlanta 27, Miami 17
9/2	at Charleston	11,214	New Orleans 20, Miami 17

## 1968 (2-2-1)

DATE	SITE	ATT.	SCORE
8/11	at Rochester	12,000	Miami 28, Buffalo 28
8/17	at Miami	41,909	Miami 23, Philadelphia 7
8/23	at Jacksonville	15,003	Boston 19, Miami 17
8/31	at Miami	63,202	Baltimore 22, Miami 13
9/7	at Miami	31,014	Miami 19, Atlanta 13

## 1969 (1-5)

DATE	SITE	ATT.	SCORE
8/2	at Tampa	32,932	Minnesota 45, Miami 10
8/9	at Miami	49,592	Chicago 16, Miami 10
8/16	at Miami	31,663	Philadelphia 14, Miami 10
8/23	at Cincinnati	24,127	Cincinnati 28, Miami 21
8/30	at Miami	52,680	Baltimore 23, Miami 10
9/6	at Birmingham	10,700	Miami 13, Boston 0

## 1970 (4-2)

DATE	SITE	ATT.	SCORE
8/8	at Jacksonville	11,800	Miami 16, Pittsburgh 10
8/15	at Miami	56,739	Miami 20, Cincinnati 10
8/22	at Miami	52,812	Miami 17, San Francisco 7
8/29	at Miami	73,533	Miami 20, Baltimore 13
9/5	at Tampa	32,601	Washington 26, Miami 21
9/12	at Miami	43,714	Atlanta 20, Miami 17

## 1971 (2-3-1)

DATE	SITE	ATT.	SCORE
8/7	at Miami	64,005	Cincinnati 27, Miami 10
8/13	at Miami	57,008	Miami 17, San Francisco 17
8/21	at Milwaukee	46,464	Green Bay 10, Miami 7
8/28	at Miami	59,567	Miami 28, Detroit 24
9/4	at Miami	57,173	Miami 27, Washington 10
9/11	at Minnesota	45,880	Minnesota 24, Miami 0

## 1972 (3-3)

DATE	SITE	ATT.	SCORE
8/5	at Detroit	53,194	Detroit 31, Miami 23
8/12	at Miami	73,525	Green Bay 14, Miami 13
8/19	at Cincinnati	55,808	Miami 35, Cincinnati 17
8/25	at Miami	73,470	Miami 24, Atlanta 10
8/31	at Washington	52,098	Washington 27, Miami 24
9/10	at Miami	75,826	Miami 21, Minnesota 19

## 1973 (4-2-1)

DATE	SITE	ATT.	SCORE
7/27	at Chicago	54,103	Miami 14, College All-Stars 3
8/4	at Miami	78,091	Miami 14, Cincinnati 13
8/11	at Miami	78,112	Miami 14, New Orleans 13
8/18	at Miami	78,590	Miami 9, Chicago 9
8/24	at Miami	78,618	Miami 17, Los Angeles 14
8/31	at Minnesota	45,894	Minnesota 20, Miami 17
9/6	at Dallas	58,656	Dallas 26, Miami 23

**1974 (4-2)**

DATE	SITE	ATT.	SCORE
8/2	at Cincinnati	37,925	Cincinnati 19, Miami 13
8/10	at Miami	55,073	Miami 45, New Orleans 20
8/19	at Miami	67,963	Miami 21, Minnesota 9
8/24	at Los Angeles	64,663	Los Angeles 31, Miami 13
8/30	at Miami	54,666	Miami 21, Green Bay 10
9/7	at Chicago	55,093	Miami 30, Chicago 7

**1975 (5-1)**

DATE	SITE	ATT.	SCORE
8/9	at Miami	55,567	Miami 7, Cincinnati 3
8/16	at Miami	52,923	Miami 20, Detroit 14
8/23	at New Orleans	59,646	Miami 20, New Orleans 10
9/1	at Minnesota	47,544	Minnesota 20, Miami 7
9/6	at Miami	51,861	Miami 21, Chicago 10
9/13	at Miami	52,835	Miami 31, N.Y. Giants 13

**1976 (6-0)**

DATE	SITE	ATT.	SCORE
7/31	at Miami	50,469	Miami 16, Minnesota 3
8/8	at Detroit	53,036	Miami 30, Detroit 21
8/14	at Miami	51,869	Miami 24, Philadelphia 16
8/21	at Tampa Bay	67,466	Miami 28, Tampa Bay 21
8/28	at Houston	43,146	Miami 10, Houston 6
9/4	at New Orleans	63,950	Miami 20, New Orleans 7

**1977 (4-2)**

DATE	SITE	ATT.	SCORE
8/6	at Tampa Bay	62,056	Miami 13, Tampa Bay 7
8/13	at Miami	43,282	Miami 27, Washington 15
8/20	at Dallas	57,482	Miami 20, Dallas 14
8/26	at Minnesota	47,678	Minnesota 33, Miami 7
9/3	at Miami	38,235	New Orleans 17, Miami 10
9/11	at N.Y. Giants	51,561	Miami 27, N.Y. Giants 21

**1978 (4-1)**

DATE	SITE	ATT.	SCORE
7/29	at Canton	18,355	Philadelphia 17, Miami 3
8/5	at Miami	45,068	Miami 28, St. Louis 7
8/12	at New Orleans	53,602	Miami 31, New Orleans 17
8/18	at Miami	52,851	Miami 30, Minnesota 22
8/25	at Tampa Bay	70,321	Miami 24, Tampa Bay 20

**1979 (4-0)**

DATE	SITE	ATT.	SCORE
8/3	at Miami	46,130	Miami 14, New Orleans 7
8/11	at Tampa Bay	70,631	Miami 13, Tampa Bay 7
8/18	at Minnesota	47,696	Miami 21, Minnesota 10
8/24	at Miami	47,951	Miami 14, Philadelphia 13

**1980 (3-1)**

DATE	SITE	ATT.	SCORE
8/10	at Miami	41,345	Miami 17, Detroit 7
8/18	at Seattle	63,757	Miami 24, Seattle 7
8/23	at Miami	41,986	Minnesota 17, Miami 10
8/29	at New Orleans	51,473	Miami 20, New Orleans 0

**1981 (4-0)**

DATE	SITE	ATT.	SCORE
8/8	at Minnesota	47,596	Miami 20, Minnesota 6
8/15	at Miami	41,502	Miami 24, Denver 14
8/22	at Detroit	54,676	Miami 31, Detroit 27
8/28	at Miami	41,290	Miami 31, Kansas City 7

**1982 (2 -1-1)**

DATE	SITE	ATT.	SCORE
8/14	at Miami	45,681	Miami 24, Washington 7
8/21	at Denver	74,465	Denver 17, Miami 14
8/28	at Kansas City	42,403	Miami 17, Kansas City 17 (OT)
9/3	at Miami	46,257	Miami 16, N.Y. Giants 13

**1983 (2-2)**

DATE	SITE	ATT.	SCORE
8/6	at Dallas	46,826	Dallas 20, Miami 17
8/13	at Miami	38,735	New Orleans 19, Miami 17
8/19	at Washington	54,750	Miami 38, Washington 7
8/26	at N.Y. Giants	58,732	Miami 24, N.Y. Giants 3

**1984 (3-1)**

DATE	SITE	ATT.	SCORE
8/4	at Miami	37,559	Miami 24, Indianapolis 3
8/11	at Minnesota	54,003	Miami 27, Minnesota 7
8/19	at L.A. Raiders	40,099	Miami 29, L.A. Raiders 23
8/24	at Tampa Bay	53,023	Tampa Bay 14, Miami 13

**1985 (2-2)**

DATE	SITE	ATT.	SCORE
8/10	at Miami	41,129	Minnesota 16, Miami 13 (OT)
8/17	at Miami	37,557	Miami 27, Buffalo 17
8/24	at L.A. Raiders	45,733	Miami 23, L.A. Raiders 17
8/30	at Atlanta	32,768	Atlanta 19, Miami 17

**1986 (2-2)**

DATE	SITE	ATT.	SCORE
8/9	at Minnesota	52,865	Minnesota 30, Miami 16
8/15	at Miami	50,815	Cleveland 17, Miami 10
8/23	at Philadelphia	51,635	Miami 20, Philadelphia 15
8/29	at Miami	45,766	Miami 21, Tampa Bay 3

**1987 (2-2)**

DATE	SITE	ATT.	SCORE
8/16	at Miami	63,451	Chicago 10, Miami 3
8/24	at Denver	74,288	Denver 31, Miami 28
8/29	at Philadelphia	38,728	Miami 35, Philadelphia 3
9/4	at Miami	66,236	Miami 34, Buffalo 20

**1988 (2-3)**

DATE	SITE	ATT.	SCORE
7/31	at London	70,535	Miami 27, San Francisco 21
8/6	at Chicago	60,386	Chicago 20, Miami 17
8/13	at Miami	51,270	Washington 27, Miami 10
8/19	at Miami	49,795	Miami 16, Denver 13 (OT)
8/26	at Minnesota	51,463	Minnesota 24, Miami 17

**1989 (0-4)**

DATE	SITE	ATT.	SCORE
8/14	at Miami	51,085	Chicago 28, Miami 20
8/19	at Jacksonville	56,712	Houston 26, Miami 10
8/25	at Washington	51,438	Washington 35, Miami 21
9/2	at Miami	41,748	Philadelphia 20, Miami 10

**1990 (1-3)**

DATE	SITE	ATT.	SCORE
8/11	at Chicago	56,449	Chicago 10, Miami 6
8/18	at Philadelphia	52,404	Philadelphia 23, Miami 14
8/25	at Miami	44,897	Miami 17, Denver 16
8/31	at Miami	44,689	Minnesota 20, Miami 17

**1991 (3-2)**

DATE	SITE	ATT.	SCORE
7/26	at Miami	49,939	Chicago 6, Miami 0
8/4	at Tokyo	51,122	Miami 19, L.A. Raiders 17
8/10	at Tampa Bay	51,387	Miami 29, Tampa Bay 13
8/19	at Denver	72,555	Denver 21, Miami 13
8/24	at Miami	44,099	Miami 28, New Orleans 24

**1992 (3-2)**

DATE	SITE	ATT.	SCORE
8/1	at Orlando	63,100	Miami 22, Washington 21
8/7	at Miami	50,803	Dallas 27, Miami 24
8/16	at Berlin	60,813	Miami 31, Denver 27
8/22	at Miami	42,136	Miami 22, Tampa Bay 7
8/27	at Baltimore	60,021	New Orleans 17, Miami 3



**1993 (3-1)**

DATE	SITE	ATT.	SCORE
8/7	at Atlanta	51,798	Miami 28, Atlanta 27
8/14	at Miami	49,896	Miami 19, Washington 10
8/20	at Denver	59,393	Denver 34, Miami 24
8/28	at Miami	43,233	Miami 23, N.Y. Giants 17

**1994 (3-2)**

DATE	SITE	ATT.	SCORE
7/30	at N.Y. Giants	61,720	Miami 20, N.Y. Giants 19
8/6	at Miami	47,244	Miami 24, Pittsburgh 14
8/13	at Milwaukee	52,759	Miami 31, Green Bay 24
8/20	at Miami	51,242	Tampa Bay 29, Miami 14
8/26	at Minnesota	46,933	Minnesota 31, Miami 16

**1995 (1-3)**

DATE	SITE	ATT.	SCORE
8/4	at Miami	51,745	Jacksonville 24, Miami 21
8/11	at Atlanta	42,579	Atlanta 37, Miami 0
8/19	at Miami	48,556	Miami 27, Washington 13
8/25	at Orlando	58,595	Tampa Bay 24, Miami 17

**1996 (3-1)**

DATE	SITE	ATT.	SCORE
8/3	at Miami	51,141	Miami 13, Tampa Bay 10
8/11	at Chicago	50,761	Chicago 24, Miami 21
8/19	at Miami	55,598	Miami 24, Minnesota 17
8/23	at Tampa Bay	40,137	Miami 19, Tampa Bay 7

**1997 (3-2)**

DATE	SITE	ATT.	SCORE
7/26	at Green Bay	59,089	Green Bay 20, Miami 0
8/4	at Mexico City	104,629	Miami 38, Denver 19
8/10	at Miami	57,782	Miami 21, Chicago 14
8/16	at Tampa Bay	35,024	Tampa Bay 24, Miami 10
8/21	at Miami	57,400	Miami 28, Washington 7

**1998 (4-0)**

DATE	SITE	ATT.	SCORE
8/8	at Washington	64,243	Miami 19, Washington 16
8/13	at Miami	59,184	Miami 14, Tampa Bay 13
8/23	at San Francisco	53,214	Miami 21, San Francisco 20
8/28	at Miami	61,915	Miami 21, Green Bay 7

**1999 (2-2)**

DATE	SITE	ATT.	SCORE
8/13	at Miami	59,972	New Orleans 26, Miami 14
8/21	at San Diego	64,537	Miami 13, San Diego 10
8/28	at Miami	61,066	Miami 31, Detroit 10
9/2	at Green Bay	59,810	Green Bay 25, Miami 17

**2000 (3-1)**

DATE	SITE	ATT.	SCORE
8/5	at Pittsburgh	45,871	Pittsburgh 13, Miami 10
8/10	at Miami	58,703	Miami 15, Tampa Bay 13
8/21	at Miami	60,287	Miami 17, Green Bay 14
8/25	at New Orleans	46,955	Miami 22, New Orleans 17

**DOLPHIN FACT**

Dave Wannstedt was named Head Coach of the Miami Dolphins on January 16, 2000, and became the fourth coach in club history, joining George Wilson (1966-69), Don Shula (1970-95) and Jimmy Johnson (1996-99). Excluding the NFL's two recent expansion teams (Carolina and Jacksonville) and the Baltimore Ravens, the Dolphins have had the NFL's low total of four head coaches in the history of their club.

# YEAR-BY-YEAR SCORES

● local TV blackout lifted (MN) = Monday night (TH) = Thursday night (SN) = Sunday night (FR) = Friday night

**1966: Won 3, Lost 11**  
**Fourth (tied) - Eastern Division**

**Head Coach: George Wilson**

				<b>DISTRIB</b>	<b>ACTUAL</b>
9/2	OAKLAND .....	L	14-23	26,776	25,188
9/9	NEW YORK JETS .....	L	14-19	34,402	33,650
9/18	at Buffalo .....	L	24-58	37,546	37,176
10/2	at San Diego .....	L	10-44	26,451	26,444
10/9	at Oakland .....	L	10-21	30,787	28,863
10/16	DENVER .....	W	24-7	23,393	22,191
10/23	at Houston .....	W	20-13	23,173	21,999
11/6	BUFFALO .....	L	0-29	37,177	36,685
11/13	at Kansas City .....	L	16-34	34,063	33,733
11/20	at New York Jets .....	L	13-30	58,664	57,092
11/27	BOSTON .....	L	14-20	22,754	22,480
12/4	at Denver .....	L	7-17	32,592	32,116
12/11	KANSAS CITY .....	L	18-19	19,387	17,881
12/18	HOUSTON .....	W	29-28	20,045	19,274
				<b>427,210</b>	<b>414,772</b>

**1967: Won 4, Lost 10**  
**Third (tied) - Eastern Division**

**Head Coach: George Wilson**

				<b>DISTRIB</b>	<b>ACTUAL</b>
9/17	DENVER .....	W	35-21	29,381	29,072
9/24	KANSAS CITY .....	L	0-24	36,272	33,280
10/1	at New York Jets .....	L	7-29	61,240	59,433
10/8	at Kansas City .....	L	0-41	45,291	42,920
10/15	at Boston .....	L	10-41	23,955	17,859
10/22	NEW YORK JETS .....	L	14-33	30,049	28,392
11/5	at Buffalo .....	L	13-35	31,622	30,950
11/12	at San Diego .....	L	0-24	34,761	32,395
11/19	at Oakland .....	L	17-31	37,295	33,753
11/26	BUFFALO .....	W	17-14	27,050	24,357
12/3	at Houston .....	L	14-17	21,865	20,979
12/10	SAN DIEGO .....	W	41-24	23,032	23,007
12/17	BOSTON .....	W	41-32	25,969	22,079
12/23	HOUSTON .....	L	10-41	31,121	29,628
				<b>458,903</b>	<b>428,104</b>

**1968: Won 5, Lost 8, Tied 1**  
**Third - Eastern Division**

**Head Coach: George Wilson**

				<b>DISTRIB</b>	<b>ACTUAL</b>
9/14	HOUSTON .....	L	10-24	40,067	38,097
9/21	OAKLAND .....	L	21-47	30,021	28,751
9/28	KANSAS CITY .....	L	3-48	28,501	27,732
10/6	at Houston .....	W	24-7	36,109	35,424
10/12	BUFFALO .....	T	14-14	28,653	28,559
10/20	at Cincinnati .....	W	24-22	25,936	25,076
10/27	at Denver .....	L	14-21	44,115	43,411
11/3	at San Diego .....	L	28-34	37,281	31,686
11/10	at Buffalo .....	W	21-17	28,759	28,399
11/17	CINCINNATI .....	L	21-38	31,747	30,304
11/24	at Boston .....	W	34-10	18,305	13,646
12/1	at New York Jets .....	L	17-35	61,766	60,207
12/8	BOSTON .....	W	38-7	24,902	24,242
12/15	NEW YORK JETS .....	L	7-31	32,843	31,302
				<b>469,005</b>	<b>446,836</b>

**1969: Won 3, Lost 10, Tied 1**  
**Fifth - Eastern Division**

**Head Coach: George Wilson**

				<b>DISTRIB</b>	<b>ACTUAL</b>
9/14	at Cincinnati .....	L	21-27	25,335	24,487

9/20	at Oakland .....	L	17-20	50,277	48,477
9/28	at Houston .....	L	10-22	41,086	40,387
10/4	OAKLAND .....	T	20-20	35,614	32,668
10/11	SAN DIEGO .....	L	14-21	34,585	33,073
10/19	at Kansas City .....	L	10-17	49,809	47,038
10/26	BUFFALO .....	W	24-6	39,837	39,194
11/2	at New York Jets.....	L	31-34	61,761	60,793
11/9	at Boston .....	W	17-16	19,821	10,665
11/16	at Buffalo .....	L	3-28	32,868	32,344
11/23	HOUSTON .....	L	7-32	27,218	27,114
11/30	Boston (at Tampa) .....	L	23-38	32,121	27,179
12/7	DENVER .....	W	27-24	25,332	24,972
12/14	NEW YORK JETS .....	L	9-27	48,108	42,148
				<b>523,772</b>	<b>490,539</b>

**1970: Won 10, Lost 4**  
**Second - Eastern Division**

**Head Coach: Don Shula**

				<b>DISTRIB</b>	<b>ACTUAL</b>
9/20	at Boston .....	L	14-27	32,607	27,265
9/27	at Houston .....	W	20-10	39,840	38,779
10/3	OAKLAND .....	W	20-13	57,140	54,412
10/10	at New York Jets.....	W	20-6	62,712	61,801
10/18	at Buffalo .....	W	33-14	41,312	40,820
10/25	CLEVELAND.....	L	0-28	75,313	70,872
11/1	at Baltimore .....	L	0-35	60,240	59,305
11/8	at Philadelphia.....	L	17-24	58,171	53,149
11/15	NEW ORLEANS .....	W	21-10	42,866	41,557
11/22	BALTIMORE.....	W	34-17	67,699	63,362
11/30	at Atlanta (MN).....	W	20-7	54,036	53,303
12/6	BOSTON .....	W	37-20	51,034	46,370
12/13	NEW YORK JETS .....	W	16-10	75,099	71,892
12/20	BUFFALO .....	W	45-7	70,990	64,957
				<b>789,059</b>	<b>747,844</b>
<b>AMERICAN CONFERENCE PLAYOFF</b>					
12/27	at Oakland .....	L	14-21	54,401	52,594

**1971: Won 10, Lost 3, Tied 1**  
**First - Eastern Division**

**Head Coach: Don Shula**

				<b>DISTRIB</b>	<b>ACTUAL</b>
9/19	at Denver .....	T	10-10	51,228	50,499
9/26	at Buffalo .....	W	29-14	45,139	44,626
10/3	NEW YORK JETS .....	L	10-14	70,670	67,161
10/10	at Cincinnati .....	W	23-13	60,099	59,090
10/17	NEW ENGLAND .....	W	41-3	58,822	56,222
10/24	at New York Jets.....	W	30-14	62,130	61,170
10/31	at Los Angeles .....	W	20-14	72,903	68,386
11/7	BUFFALO .....	W	34-0	61,016	57,748
11/14	PITTSBURGH .....	W	24-21	66,435	63,178
11/21	BALTIMORE .....	W	17-14	75,312	73,063
11/29	CHICAGO (MN) .....	W	34-3	75,312	73,071
12/5	at New England.....	L	13-34	61,457	60,110
12/11	at Baltimore .....	L	3-14	60,238	59,293
12/19	GREEN BAY.....	W	27-6	75,312	74,215
				<b>896,073</b>	<b>867,832</b>
<b>AMERICAN CONFERENCE PLAYOFF</b>					
12/25	at Kansas City.....	W	27-24 (2 OT)	50,374	45,882
<b>AMERICAN CONFERENCE CHAMPIONSHIP</b>					
1/2	BALTIMORE.....	W	21-0	78,939	78,629
<b>SUPER BOWL VI AT NEW ORLEANS</b>					
1/16	Dallas .....	L	3-24	81,023	80,591

**1972: Won 14, Lost 0**  
**First- Eastern Division**

**Head Coach: Don Shula**

				<b>DISTRIB</b>	<b>ACTUAL</b>
9/17	at Kansas City.....	W	20-10	79,829	78,736
9/24	HOUSTON .....	W	34-13	77,821	75,069
10/1	at Minnesota .....	W	16-14	47,900	45,766
10/8	at New York Jets .....	W	27-17	63,841	61,720
10/15	SAN DIEGO .....	W	24-10	80,010	78,212



10/22	BUFFALO .....	W	24-23	80,010	78,175
10/29	at Baltimore .....	W	23-0	60,000	59,303
11/5	at Buffalo .....	W	30-16	46,206	45,659
11/12	NEW ENGLAND .....	W	52-0	80,010	78,148
11/19	NEW YORK JETS .....	W	28-24	80,010	78,166
11/27	ST. LOUIS (MN) .....	W	31-10	80,010	78,190
12/3	at New England .....	W	37-21	60,999	60,144
12/10	at New York Giants .....	W	23-13	62,728	62,728
12/16	BALTIMORE .....	W	16-0	80,010	78,202
				<b>979,384</b>	<b>958,218</b>

#### AMERICAN CONFERENCE PLAYOFF

12/24	CLEVELAND .....	W	20-14	78,916	78,196
-------	-----------------	---	-------	--------	--------

#### AMERICAN CONFERENCE CHAMPIONSHIP

12/31	at Pittsburgh .....	W	21-17	50,845	50,350
-------	---------------------	---	-------	--------	--------

#### SUPER BOWL VII AT LOS ANGELES

1/14	Washington .....	W	14-7	90,182	85,462
------	------------------	---	------	--------	--------

<b>1973:</b>	<b>Won 12, Lost 2</b>	<b>Head Coach: Don Shula</b>			
	<b>First- Eastern Division</b>				

				<b>DISTRIB</b>	<b>ACTUAL</b>
9/16	● SAN FRANCISCO .....	W	21-13	78,768	68,275
9/23	at Oakland .....	L	7-12	74,121	74,044
9/30	● NEW ENGLAND .....	W	44-23	78,830	62,508
10/7	● NEW YORK JETS .....	W	31-3	78,821	63,850
10/15	● at Cleveland (MN) .....	W	17-9	78,424	72,070
10/21	● BUFFALO .....	W	27-6	78,738	65,241
10/28	● at New England .....	W	30-14	60,268	57,617
11/4	● at New York Jets .....	W	24-14	61,462	57,591
11/11	● BALTIMORE .....	W	44-0	78,854	60,332
11/18	● at Buffalo .....	W	17-0	79,401	77,138
11/22	● at Dallas .....	W	14-7	62,967	58,089
12/3	● PITTSBURGH (MN) .....	W	30-26	78,922	68,901
12/9	at Baltimore .....	L	3-16	57,834	41,005
12/15	● DETROIT .....	W	34-7	78,337	53,375
				<b>1,025,747</b>	<b>880,036</b>

#### AMERICAN CONFERENCE PLAYOFF

12/23	CINCINNATI .....	W	34-16	78,928	75,770
-------	------------------	---	-------	--------	--------

#### AMERICAN CONFERENCE CHAMPIONSHIP

12/30	● OAKLAND .....	W	27-10	79,325	75,105
-------	-----------------	---	-------	--------	--------

#### SUPER BOWL VIII AT HOUSTON

1/13	Minnesota .....	W	24-7	71,882	68,142
------	-----------------	---	------	--------	--------

<b>1974:</b>	<b>Won 11, Lost 3</b>	<b>Head Coach: Don Shula</b>			
	<b>First - Eastern Division</b>				

				<b>DISTRIB</b>	<b>ACTUAL</b>
9/15	at New England .....	L	24-34	55,006	54,193
9/22	● at Buffalo .....	W	24-16	79,463	78,990
9/29	at San Diego .....	W	28-21	45,098	44,706
10/7	● NEW YORK JETS (MN) ...	W	21-17	78,219	61,527
10/13	● at Washington .....	L	17-20	54,395	54,395
10/20	KANSAS CITY .....	W	9-3	75,358	67,779
10/27	BALTIMORE .....	W	17-7	72,849	65,868
11/3	ATLANTA .....	W	42-7	74,935	64,399
11/10	at New Orleans .....	W	21-0	74,289	73,458
11/17	● BUFFALO .....	W	35-28	78,771	69,313
11/24	● at New York Jets .....	L	14-17	60,481	57,162
12/2	CINCINNATI (MN) .....	W	24-3	78,675	71,962
12/8	at Baltimore .....	W	17-16	40,911	34,420
12/15	● NEW ENGLAND .....	W	34-27	78,611	56,920
				<b>947,061</b>	<b>855,092</b>

#### AMERICAN CONFERENCE PLAYOFF

12/21	at Oakland .....	L	26-28	53,023	52,817
-------	------------------	---	-------	--------	--------

<b>1975:</b>	<b>Won 10, Lost 4</b>	<b>Head Coach: Don Shula</b>			
	<b>First (Tied) - Eastern Division</b>				

				<b>DISTRIB</b>	<b>ACTUAL</b>
9/22	OAKLAND (MN) .....	L	21-31	78,805	78,744
9/28	● at New England .....	W	22-14	61,279	60,602
10/5	● at Green Bay .....	W	31-7	56,267	55,270

10/12	PHILADELPHIA .....	W	24-16	62,925	60,127
10/19	● at New York Jets.....	W	43-0	60,471	47,191
10/26	● at Buffalo .....	W	35-30	79,429	79,080
11/2	at Chicago .....	W	46-13	56,577	51,298
11/9	NEW YORK JETS .....	W	27-7	75,631	72,896
11/16	● at Houston .....	L	19-20	50,494	48,892
11/23	BALTIMORE .....	L	17-33	67,029	61,986
12/1	NEW ENGLAND (MN) .....	W	20-7	68,480	61,963
12/7	BUFFALO .....	W	31-21	78,701	74,573
12/14	● at Baltimore .....	L	7-10 (OT)	59,808	59,398
12/20	DENVER .....	W	14-13	56,187	43,064
				<b>912,083</b>	<b>855,084</b>

**1976: Won 6, Lost 8**  
**Third-Eastern Division**

**Head Coach: Don Shula**

				<b>DISTRIB</b>	<b>ACTUAL</b>
9/13	at Buffalo (MN) .....	W	30-21	77,800	77,683
9/19	at New England .....	L	14-30	46,227	46,053
9/26	NEW YORK JETS .....	W	16-0	53,600	49,754
10/3	LOS ANGELES .....	L	28-31	65,314	60,753
10/10	● at Baltimore .....	L	14-28	59,295	58,832
10/17	KANSAS CITY .....	L	17-20 (OT)	50,471	43,325
10/24	at Tampa Bay .....	W	23-20	63,016	59,155
10/31	NEW ENGLAND .....	W	10-3	57,984	52,863
11/7	at New York Jets.....	W	27-7	58,882	53,344
11/14	● at Pittsburgh .....	L	3-14	49,813	48,945
11/22	BALTIMORE (MN) .....	L	16-17	68,372	62,104
11/28	at Cleveland .....	L	13-17	76,562	74,715
12/5	BUFFALO .....	W	45-27	51,423	43,475
12/11	MINNESOTA .....	L	7-29	52,945	46,543
				<b>831,704</b>	<b>777,544</b>

**1977: Won 10, Lost 4**  
**First (Tied) - Eastern Division**

**Head Coach: Don Shula**

				<b>DISTRIB</b>	<b>ACTUAL</b>
9/18	at Buffalo .....	W	13-0	78,048	76,097
9/25	at San Francisco .....	W	19-15	45,560	40,503
10/2	HOUSTON .....	W	27-7	50,764	49,619
10/9	at Baltimore .....	L	28-45	57,829	57,005
10/16	NEW YORK JETS .....	W	21-17	45,048	43,446
10/23	SEATTLE .....	W	31-13	38,967	29,858
10/30	SAN DIEGO .....	L	13-14	47,525	40,670
11/6	at New York Jets.....	W	14-10	53,698	51,582
11/13	NEW ENGLAND .....	W	17-5	67,907	67,502
11/20	● at Cincinnati .....	L	17-23	58,710	46,733
11/24	● at St. Louis .....	W	55-14	50,855	50,269
12/5	● BALTIMORE (MN) .....	W	17-6	74,216	68,977
12/11	● at New England .....	L	10-14	61,279	61,064
12/17	BUFFALO .....	W	31-14	45,855	39,626
				<b>776,261</b>	<b>722,951</b>

**1978: Won 11, Lost 5**  
**First (Tied) - Eastern Division**

**Head Coach: Don Shula**

				<b>DISTRIB</b>	<b>ACTUAL</b>
9/3	at New York Jets.....	L	20-33	53,941	49,598
9/10	at Baltimore .....	W	42-0	47,658	46,426
9/17	BUFFALO .....	W	31-24	51,362	48,373
9/24	● at Philadelphia .....	L	3-17	64,328	62,998
10/1	ST. LOUIS .....	W	24-10	47,650	43,882
10/9	CINCINNATI (MN) .....	W	21-0	57,481	54,729
10/15	at San Diego .....	W	28-21	51,426	50,637
10/22	● at New England .....	L	24-33	61,297	60,424
10/29	BALTIMORE .....	W	26-8	55,783	53,524
11/5	● DALLAS .....	W	23-16	74,058	70,414
11/12	at Buffalo .....	W	25-24	50,110	48,623
11/20	● at Houston (MN).....	L	30-35	51,189	50,290
11/26	NEW YORK JETS .....	L	13-24	53,900	49,255
12/3	● at Washington .....	W	16-0	54,239	52,860
12/10	OAKLAND .....	W	23-6	73,889	73,003

12/18	NEW ENGLAND (MN) .....	W	23-3	73,945	72,071
				<b>922,256</b>	<b>887,107</b>
<b>AFC WILD-CARD PLAYOFF</b>					
12/24	HOUSTON .....	L	9-17	72,445	70,036
<b>1979:</b>	<b>Won 10, Lost 6</b>				<b>Head Coach: Don Shula</b>
	<b>First - Eastern Division</b>				
				<b>DISTRIB</b>	<b>ACTUAL</b>
9/2	at Buffalo .....	W	9-7	70,841	69,441
9/9	SEATTLE .....	W	19-10	60,045	56,233
9/16	● at Minnesota .....	W	27-12	47,748	44,187
9/23	CHICAGO .....	W	31-16	66,598	66,011
9/30	at New York Jets .....	L	27-33	59,595	51,496
10/8	● at Oakland (MN) .....	L	3-13	53,419	52,419
10/14	BUFFALO .....	W	17-7	54,062	45,597
10/21	● at New England .....	L	13-28	61,297	61,096
10/28	GREEN BAY .....	W	27-7	54,343	47,741
11/5	HOUSTON (MN) .....	L	6-9	73,900	70,273
11/11	BALTIMORE .....	W	19-0	56,884	50,193
11/18	at Cleveland .....	L	24-30 (OT)	81,300	80,374
11/25	at Baltimore .....	W	28-24	44,989	36,016
11/29	● NEW ENGLAND (TH) .....	W	39-24	73,628	69,174
12/9	at Detroit .....	W	28-10	79,073	78,087
12/15	NEW YORK JETS .....	L	24-27	58,620	49,915
				<b>996,342</b>	<b>930,253</b>
<b>AMERICAN CONFERENCE PLAYOFF</b>					
12/30	● at Pittsburgh .....	L	14-34	50,320	50,214
<b>1980:</b>	<b>Won 8, Lost 8</b>				<b>Head Coach: Don Shula</b>
	<b>Third - Eastern Division</b>				
				<b>DISTRIB</b>	<b>ACTUAL</b>
9/7	at Buffalo .....	L	7-17	80,020	79,598
9/14	CINCINNATI .....	W	17-16	45,480	38,322
9/21	● at Atlanta .....	W	20-17	58,558	55,479
9/28	NEW ORLEANS .....	W	21-16	46,599	40,946
10/5	BALTIMORE .....	L	17-30	53,838	50,631
10/12	● at New England .....	L	0-34	60,392	60,377
10/19	BUFFALO .....	W	17-14	49,499	41,636
10/27	at New York Jets (MN) .....	L	14-17	59,677	53,046
11/2	at Oakland .....	L	10-16	47,274	46,378
11/9	● at Los Angeles .....	W	35-14	67,751	62,198
11/16	SAN FRANCISCO .....	W	17-13	50,219	45,135
11/20	SAN DIEGO (TH) .....	L	24-27 (OT)	66,009	63,013
11/30	● at Pittsburgh .....	L	10-23	54,082	51,384
12/8	NEW ENGLAND (MN) .....	W	16-13 (OT)	63,936	63,292
12/14	at Baltimore .....	W	24-14	36,136	30,564
12/20	NEW YORK JETS .....	L	17-24	47,920	41,854
				<b>887,390</b>	<b>823,853</b>
<b>1981:</b>	<b>Won 11, Lost 4, Tied 1</b>				<b>Head Coach: Don Shula</b>
	<b>First - Eastern Division</b>				
				<b>DISTRIB</b>	<b>ACTUAL</b>
9/6	at St. Louis .....	W	20-7	50,923	50,351
9/10	PITTSBURGH (TH) .....	W	30-10	75,059	74,190
9/20	● at Houston .....	W	16-10	51,344	47,379
9/27	at Baltimore .....	W	31-28	42,452	41,630
10/4	NEW YORK JETS .....	T	28-28 (OT)	69,631	68,723
10/12	● at Buffalo (MN) .....	L	21-31	79,275	78,576
10/18	WASHINGTON .....	W	13-10	51,710	47,367
10/25	● at Dallas .....	L	27-28	65,066	64,221
11/1	BALTIMORE .....	W	27-10	50,473	46,061
11/8	● at New England .....	W	30-27 (OT)	61,297	60,436
11/15	OAKLAND .....	L	17-33	66,359	61,777
11/22	● at New York Jets .....	L	15-16	60,370	59,962
11/30	● PHILADELPHIA (MN) .....	W	13-10	73,916	67,797
12/6	NEW ENGLAND .....	W	24-14	54,326	50,421
12/13	at Kansas City .....	W	17-7	57,477	57,407
12/19	BUFFALO .....	W	16-6	73,629	72,956
				<b>983,307</b>	<b>949,254</b>



# **AMERICAN CONFERENCE PLAYOFF**

1/2	● SAN DIEGO .....	L	38-41 (OT)	74,233	73,735
-----	-------------------	---	------------	--------	--------

**1982: Won 7, Lost 2 Head Coach: Don Shula**  
**Second (Tied) - American Football Conference**

				DISTRIB	ACTUAL
9/12	at New York Jets .....	W	45-28	54,236	53,360
9/19	BALTIMORE .....	W	24-20	53,823	51,999
11/21	at Buffalo .....	W	9-7	54,475	52,945
11/29	at Tampa Bay (MN) .....	L	17-23	70,686	54,854
12/5	MINNESOTA .....	W	22-14	50,474	45,721
12/12	at New England .....	L	0-3	33,293	25,716
12/18	NEW YORK JETS .....	W	20-19	67,825	67,702
12/27	BUFFALO (MN) .....	W	27-10	75,051	73,924
1/2	at Baltimore .....	W	34-7	22,354	19,073
				<b>482,217</b>	<b>445,294</b>

**Games Lost to Strike:** at Green Bay (9/26), at Cincinnati (10/3), DETROIT (10/10), NEW ENGLAND (10/17), at L.A. Raiders (10/31), SAN DIEGO (MN, 11/8), CLEVELAND (11/14)

## **AMERICAN CONFERENCE PLAYOFF (first round)**

1/8	NEW ENGLAND .....	W	28-13	70,881	68,842
-----	-------------------	---	-------	--------	--------

## **AMERICAN CONFERENCE PLAYOFF (second round)**

1/16	● SAN DIEGO .....	W	34-13	73,772	71,383
------	-------------------	---	-------	--------	--------

## **AMERICAN CONFERENCE CHAMPIONSHIP**

1/23	● NEW YORK JETS .....	W	14-0	74,918	67,396
------	-----------------------	---	------	--------	--------

## **SUPER BOWL XVII AT PASADENA**

1/30	Washington .....	L	17-27		103,667
------	------------------	---	-------	--	---------

**1983: Won 12, Lost 4 Head Coach: Don Shula**  
**First - Eastern Division**

				DISTRIB	ACTUAL
9/4	at Buffalo .....	W	12-0	80,020	78,715
9/11	NEW ENGLAND .....	W	34-24	62,309	59,343
9/19	at L.A. Raiders (MN) .....	L	14-27	60,696	57,796
9/25	KANSAS CITY .....	W	14-6	55,125	50,785
10/2	at New Orleans .....	L	7-17	71,081	66,489
10/9	BUFFALO .....	L	35-38 (OT)	62,716	59,948
10/16	at New York Jets .....	W	32-14	60,370	58,615
10/23	at Baltimore .....	W	21-7	45,768	32,343
10/30	L.A. RAMS .....	W	30-14	74,856	72,175
11/6	at San Francisco .....	W	20-17	61,047	57,832
11/13	at New England .....	L	6-17	61,150	60,771
11/20	BALTIMORE .....	W	37-0	59,736	54,482
11/28	● CINCINNATI (MN) .....	W	38-14	75,007	74,506
12/4	at Houston .....	W	24-17	50,365	39,434
12/10	ATLANTA .....	W	31-24	62,552	56,725
12/16	NEW YORK JETS (FR) ....	W	34-14	75,057	59,975
				<b>1,017,855</b>	<b>939,934</b>

## **AMERICAN CONFERENCE PLAYOFF**

12/31	SEATTLE .....	L	20-27	75,116	71,032
-------	---------------	---	-------	--------	--------

**1984: Won 14, Lost 2 Head Coach: Don Shula**  
**First - Eastern Division**

				DISTRIB	ACTUAL
9/2	● at Washington .....	W	35-17	55,431	52,683
9/9	NEW ENGLAND .....	W	28-7	67,843	66,083
9/17	at Buffalo (MN) .....	W	21-17	66,317	65,455
9/23	INDIANAPOLIS .....	W	44-7	57,813	55,415
9/30	at St. Louis .....	W	36-28	48,605	46,991
10/7	● at Pittsburgh .....	W	31-7	59,103	59,103
10/14	HOUSTON .....	W	28-10	59,106	54,080
10/21	at New England .....	W	44-24	60,890	60,711
10/28	BUFFALO .....	W	38-7	61,897	58,824
11/4	at New York Jets .....	W	31-17	76,891	72,655
11/11	PHILADELPHIA .....	W	24-23	70,805	70,227
11/18	at San Diego .....	L	28-34 (OT)	60,234	53,041
11/26	NEW YORK JETS (MN) ...	W	28-17	75,002	74,884
12/2	● L.A. RAIDERS .....	L	34-45	75,151	71,222
12/9	● at Indianapolis .....	W	35-17	60,695	60,411

12/17	● DALLAS (MN).....	W	28-21	75,105	74,139
				<b>1,030,888</b>	<b>995,924</b>

# **AMERICAN CONFERENCE PLAYOFF**

12/29	● SEATTLE.....	W	31-10	74,291	73,469
-------	----------------	---	-------	--------	--------

# **AMERICAN CONFERENCE CHAMPIONSHIP**

1/6	● PITTSBURGH .....	W	45-28	76,029	76,029
-----	--------------------	---	-------	--------	--------

# **SUPER BOWL XIX AT PALO ALTO**

1/20	San Francisco .....	L	16-38		84,059
------	---------------------	---	-------	--	--------

<b>1985:</b>	<b>Won 12, Lost 4</b>	<b>Head Coach: Don Shula</b>			
	<b>First - Eastern Division</b>				

				<b>DISTRIB</b>	<b>ACTUAL</b>
9/8	at Houston .....	L	23-26	50,157	47,656
9/15	INDIANAPOLIS .....	W	30-13	57,772	53,693
9/22	KANSAS CITY .....	W	31-0	72,238	69,791
9/29	● at Denver .....	W	30-26	75,100	73,614
10/6	● PITTSBURGH .....	W	24-20	75,070	72,820
10/14	● at New York Jets (MN).....	L	7-23	76,891	73,807
10/20	TAMPA BAY .....	W	41-38	62,987	62,335
10/27	● at Detroit .....	L	21-31	80,638	75,291
11/3	● at New England .....	L	13-17	61,000	58,811
11/10	● NEW YORK JETS .....	W	21-17	75,275	73,695
11/17	● at Indianapolis .....	W	34-20	60,656	59,666
11/24	at Buffalo .....	W	23-14	53,529	50,474
12/2	● CHICAGO (MN) .....	W	38-24	75,594	75,594
12/8	● at Green Bay .....	W	34-24	56,860	52,671
12/16	● NEW ENGLAND (MN) .....	W	30-27	75,825	69,489
12/22	BUFFALO .....	W	28-0	65,686	64,811
				<b>1,075,278</b>	<b>1,034,218</b>

# **AMERICAN CONFERENCE PLAYOFF**

1/4	● CLEVELAND .....	W	24-21	75,842	75,128
-----	-------------------	---	-------	--------	--------

# **AMERICAN CONFERENCE CHAMPIONSHIP**

1/12	● NEW ENGLAND .....	L	14-31	76,270	74,978
------	---------------------	---	-------	--------	--------

<b>1986:</b>	<b>Won 8, Lost 8</b>	<b>Head Coach: Don Shula</b>			
	<b>Third - Eastern Division</b>				

				<b>DISTRIB</b>	<b>ACTUAL</b>
9/7	● at San Diego .....	L	28-50	60,147	57,726
9/14	INDIANAPOLIS .....	W	30-10	58,442	51,848
9/21	● at New York Jets.....	L	45-51 (OT)	76,891	71,025
9/28	SAN FRANCISCO.....	L	16-31	74,730	70,264
10/5	● at New England.....	L	7-34	61,000	60,689
10/12	BUFFALO .....	W	27-14	59,089	49,467
10/19	● L.A. RAIDERS .....	L	28-30	75,284	53,421
10/26	● at Indianapolis .....	W	17-13	60,596	58,350
11/2	HOUSTON .....	W	28-7	56,321	43,804
11/10	● at Cleveland (MN) .....	L	16-26	79,793	77,949
11/16	● at Buffalo .....	W	34-24	80,290	76,474
11/24	● NEW YORK JETS (MN) ...	W	45-3	76,254	70,206
11/30	ATLANTA .....	L	14-20	62,309	53,762
12/7	at New Orleans .....	W	31-27	69,136	64,761
12/14	● at L.A. Rams .....	W	37-31 (OT)	68,379	62,629
12/22	NEW ENGLAND (MN) .....	L	27-34	76,254	74,516
				<b>1,094,915</b>	<b>996,891</b>

<b>1987:</b>	<b>Won 8, Lost 7</b>	<b>Head Coach: Don Shula</b>			
	<b>Second (Tied) - Eastern Division</b>				

				<b>DISTRIB</b>	<b>ACTUAL</b>
9/13	● at New England.....	L	21-28	60,864	54,642
9/20	at Indianapolis.....	W	23-10	58,704	57,524
10/4	● at Seattle .....	L	20-24	32,056	19,448
10/11	KANSAS CITY .....	W	42-0	43,875	25,867
10/18	● at New York Jets.....	L	31-37 (OT)	39,000	18,249
10/25	BUFFALO .....	L	31-34 (OT)	70,592	61,295
11/1	PITTSBURGH .....	W	35-24	72,028	52,578
11/8	● at Cincinnati .....	W	20-14	59,931	53,840
11/15	INDIANAPOLIS .....	L	21-40	72,070	65,433

11/22	● at Dallas (SN).....	W	20-14	63,292	56,519
11/29	at Buffalo .....	L	0-27	72,350	68,055
12/7	● NEW YORK JETS (MN) ...	W	37-28	72,672	62,592
12/13	● at Philadelphia .....	W	28-10	65,746	63,841
12/20	● WASHINGTON (SN) .....	W	23-21	72,743	65,715
12/28	● NEW ENGLAND (MN) .....	L	10-24	72,630	61,192
				<b>928,553</b>	<b>786,790</b>

**Game Lost to Strike: NEW YORK GIANTS (9/27)**

**1988: Won 6, Lost 10 Head Coach: Don Shula**  
**Fifth - Eastern Division**

				<b>DISTRIB</b>	<b>ACTUAL</b>
9/4	● at Chicago .....	L	7-34	66,496	63,330
9/11	● at Buffalo .....	L	6-9	80,343	79,529
9/18	GREEN BAY .....	W	24-14	61,965	54,409
9/25	● at Indianapolis .....	L	13-15	60,577	59,638
10/2	MINNESOTA .....	W	24-7	65,757	59,867
10/9	at L.A. Raiders .....	W	24-14	55,178	50,751
10/16	SAN DIEGO .....	W	31-28	64,623	58,972
10/23	NEW YORK JETS .....	L	30-44	72,756	68,292
10/30	at Tampa Bay .....	W	17-14	74,314	67,352
11/6	● at New England.....	L	10-21	60,945	60,840
11/14	BUFFALO (MN) .....	L	6-31	72,610	67,091
11/20	NEW ENGLAND (SN) .....	L	3-6	65,009	53,525
11/27	● at New York Jets .....	L	34-38	76,891	52,752
12/4	INDIANAPOLIS .....	L	28-31	61,613	45,236
12/12	CLEVELAND (MN).....	W	38-31	71,518	61,884
12/18	● at Pittsburgh .....	L	24-40	59,000	36,051
				<b>1,069,595</b>	<b>939,519</b>

**1989: Won 8, Lost 8 Head Coach: Don Shula**  
**Second (Tied) - Eastern Division**

				<b>DISTRIB</b>	<b>ACTUAL</b>
9/10	BUFFALO .....	L	24-27	58,373	54,541
9/17	at New England .....	W	24-10	58,089	57,043
9/24	NEW YORK JETS .....	L	33-40	67,673	65,908
10/1	at Houston .....	L	7-39	53,617	53,326
10/8	CLEVELAND .....	W	13-10 (OT)	64,542	58,444
10/15	● at Cincinnati .....	W	20-13	60,044	58,184
10/22	GREEN BAY.....	W	23-20	60,570	56,624
10/29	● at Buffalo .....	L	17-31	80,422	80,208
11/5	INDIANAPOLIS .....	W	19-13	57,916	52,680
11/12	● at New York Jets.....	W	31-23	76,891	65,923
11/19	at Dallas .....	W	17-14	58,738	56,044
11/26	PITTSBURGH .....	L	14-34	65,302	59,936
12/3	at Kansas City.....	L	21-26	56,004	54,610
12/10	NEW ENGLAND (SN).....	W	31-10	62,127	55,918
12/17	● at Indianapolis .....	L	13-42	60,643	55,665
12/24	KANSAS CITY .....	L	24-27	55,952	43,612
				<b>996,903</b>	<b>928,666</b>

**1990: Won 12, Lost 4 Head Coach: Don Shula**  
**Second - Eastern Division**

				<b>DISTRIB</b>	<b>ACTUAL</b>
9/9	at New England .....	W	27-24	45,628	45,305
9/16	BUFFALO .....	W	30-7	68,490	68,142
9/23	● at New York Giants .....	L	3-20	77,186	76,483
9/30	● at Pittsburgh .....	W	28-6	59,000	54,691
10/7	NEW YORK JETS .....	W	20-16	71,835	69,678
10/18	NEW ENGLAND (TH).....	W	17-10	65,017	62,630
10/28	● at Indianapolis .....	W	27-7	60,649	59,213
11/4	PHOENIX .....	W	23-3	57,652	54,924
11/11	● at New York Jets .....	W	17-3	76,891	68,362
11/19	● L.A. RAIDERS (MN).....	L	10-13	72,393	70,553
11/25	at Cleveland .....	W	30-13	73,195	70,225
12/2	● at Washington .....	L	20-42	55,683	53,599
12/9	● PHILADELPHIA (SN).....	W	23-20 (OT)	71,904	67,034
12/16	SEATTLE.....	W	24-17	61,843	57,851
12/23	● at Buffalo .....	L	14-24	80,433	80,235



12/30	INDIANAPOLIS .....	W	23-17	63,797	59,547
				<b>1,061,596</b>	<b>1,018,472</b>
<b>AMERICAN CONFERENCE FIRST ROUND PLAYOFF</b>					
1/5	● KANSAS CITY .....	W	17-16	73,067	67,276
<b>AMERICAN CONFERENCE DIVISIONAL PLAYOFF</b>					
1/12	● at Buffalo .....	L	34-44	80,252	77,087
<b>1991:</b>	<b>Won 8, Lost 8</b>	<b>Head Coach: Don Shula</b>			
	<b>Second (Tied) - Eastern Division</b>				
				<b>DISTRIB</b>	<b>ACTUAL</b>
9/1	● at Buffalo .....	L	31-35	80,368	80,252
9/8	INDIANAPOLIS .....	W	17-6	55,076	51,155
9/15	at Detroit .....	L	13-17	59,693	56,896
9/22	GREEN BAY .....	W	16-13	57,799	56,583
9/29	● at New York Jets .....	L	23-41	76,891	71,170
10/6	at New England .....	W	20-10	55,075	49,749
10/13	● at Kansas City .....	L	7-42	77,865	76,021
10/20	HOUSTON .....	L	13-17	66,328	60,705
11/3	at Indianapolis .....	W	10-6	57,154	55,899
11/10	NEW ENGLAND (SN) .....	W	30-20	59,169	56,065
11/18	● BUFFALO (MN) .....	L	27-41	72,839	71,062
11/24	● at Chicago .....	W	16-13 (OT)	66,946	58,288
12/1	TAMPA BAY .....	W	33-14	59,393	51,036
12/9	CINCINNATI (MN) .....	W	37-13	64,844	60,616
12/15	at San Diego .....	L	30-38	53,140	47,731
12/22	● NEW YORK JETS .....	L	20-23 (OT)	72,487	69,636
				<b>1,035,067</b>	<b>972,864</b>
<b>1992:</b>	<b>Won 11, Lost 5</b>	<b>Head Coach: Don Shula</b>			
	<b>First - Eastern Division</b>				
				<b>DISTRIB</b>	<b>ACTUAL</b>
9/14	at Cleveland (MN) .....	W	27-23	76,910	74,765
9/20	L.A. RAMS .....	W	26-10	59,892	55,945
9/27	● at Seattle .....	W	19-17	65,879	59,374
10/4	● at Buffalo .....	W	37-10	80,404	80,368
10/11	ATLANTA .....	W	21-17	71,646	68,633
10/18	NEW ENGLAND .....	W	38-17	61,120	57,282
10/25	INDIANAPOLIS .....	L	20-31	62,515	61,117
11/1	● at New York Jets .....	L	14-26	76,891	69,313
11/8	at Indianapolis .....	W	28-0	61,046	59,892
11/16	● BUFFALO (MN) .....	L	20-26	72,460	70,629
11/22	● HOUSTON .....	W	19-16	72,009	63,597
11/29	● at New Orleans .....	L	13-24	68,591	68,591
12/6	● at San Francisco .....	L	3-27	66,461	58,474
12/14	● L.A. RAIDERS (MN) .....	W	20-7	72,220	67,098
12/20	● NEW YORK JETS (SN) .....	W	19-17	72,133	68,275
12/27	at New England .....	W	16-13 (OT)	43,137	34,726
				<b>1,083,314</b>	<b>1,018,079</b>
<b>AMERICAN CONFERENCE DIVISIONAL PLAYOFF</b>					
1/10	● SAN DIEGO .....	W	31-0	72,625	71,224
<b>AMERICAN CONFERENCE CHAMPIONSHIP</b>					
1/17	● BUFFALO .....	L	10-29	72,996	72,703
<b>1993:</b>	<b>Won 9, Lost 7</b>	<b>Head Coach: Don Shula</b>			
	<b>Second - Eastern Division</b>				
				<b>DISTRIB</b>	<b>ACTUAL</b>
9/5	at Indianapolis .....	W	24-20	54,249	51,858
9/12	NEW YORK JETS .....	L	14-24	73,150	70,314
9/26	● at Buffalo .....	W	22-13	80,076	79,635
10/4	● WASHINGTON (MN) .....	W	17-10	73,672	68,568
10/10	● at Cleveland .....	W	24-14	78,512	78,138
10/24	INDIANAPOLIS (SN) .....	W	41-27	61,209	57,301
10/31	● KANSAS CITY .....	W	30-10	73,886	67,765
11/7	● at New York Jets .....	L	10-27	77,289	71,306
11/14	● at Philadelphia .....	W	19-14	66,552	64,213
11/21	NEW ENGLAND .....	W	17-13	65,929	59,982
11/25	● at Dallas .....	W	16-14	60,198	60,198
12/5	● NEW YORK GIANTS .....	L	14-19	74,444	72,161
12/13	● PITTSBURGH (MN) .....	L	20-21	73,882	70,232

12/19	● BUFFALO .....	L	34-47	74,504	71,597
12/27	● at San Diego (MN) .....	L	20-45	63,349	60,311
1/2	● at New England .....	L	27-33 (OT)	60,290	53,883
				<b>1,111,191</b>	<b>1,057,462</b>

**1994: Won 10, Lost 6 Head Coach: Don Shula**  
**First - Eastern Division**

				<b>DISTRIB</b>	<b>ACTUAL</b>
9/4	NEW ENGLAND .....	W	39-35	73,821	71,023
9/11	● Green Bay (at Mil.) .....	W	24-14	56,051	55,011
9/18	● NEW YORK JETS .....	W	28-14	73,925	68,977
9/25	● at Minnesota .....	L	35-38	64,035	64,035
10/2	● at Cincinnati (SN) .....	W	23-7	59,943	55,056
10/9	● at Buffalo .....	L	11-21	79,583	79,491
10/16	● L.A. RAIDERS .....	W	20-17 (OT)	74,207	70,112
10/30	● at New England .....	W	23-3	60,292	59,167
11/6	INDIANAPOLIS .....	W	22-21	74,028	71,158
11/13	● CHICAGO .....	L	14-17	74,340	64,871
11/20	● at Pittsburgh .....	L	13-16 (OT)	59,148	59,148
11/27	● at New York Jets .....	W	28-24	77,716	75,606
12/4	● BUFFALO (SN) .....	L	31-42	74,436	69,358
12/12	● KANSAS CITY (MN) .....	W	45-28	74,421	71,578
12/18	● at Indianapolis .....	L	6-10	60,714	58,867
12/25	● DETROIT (SN) .....	W	27-20	74,302	70,980
				<b>1,110,962</b>	<b>1,064,438</b>

**AMERICAN CONFERENCE FIRST-ROUND PLAYOFF**

12/31	● KANSAS CITY .....	W	27-17	74,248	69,757
-------	---------------------	---	-------	--------	--------

**AMERICAN CONFERENCE DIVISIONAL PLAYOFF**

1/8	● at San Diego .....	L	21-22	63,682	63,381
-----	----------------------	---	-------	--------	--------

**1995: Won 9, Lost 7 Head Coach: Don Shula**  
**Second (Tied) - Eastern Division**

				<b>DISTRIB</b>	<b>ACTUAL</b>
9/3	● NEW YORK JETS .....	W	52-14	74,900	71,317
9/10	● at New England .....	W	20-3	60,292	60,239
9/18	● PITTSBURGH (MN) .....	W	23-10	75,186	72,874
10/1	● at Cincinnati .....	W	26-23	56,448	52,671
10/8	● INDIANAPOLIS .....	L	24-27 (OT)	75,181	68,471
10/15	● at New Orleans .....	L	30-33	64,529	55,628
10/22	● at N.Y. Jets .....	L	16-17	77,716	67,228
10/29	● BUFFALO .....	W	23-6	75,224	71,060
11/5	● at San Diego (SN) .....	W	24-14	63,199	61,996
11/12	● NEW ENGLAND .....	L	17-34	75,378	70,399
11/20	● SAN FRANCISCO (MN) .....	L	20-44	75,557	73,080
11/26	● at Indianapolis .....	L	28-36	60,902	60,414
12/3	● ATLANTA .....	W	21-20	75,217	63,395
12/11	● KANSAS CITY (MN) .....	W	13-6	75,311	70,321
12/17	● at Buffalo .....	L	20-23	79,703	79,531
12/24	● at St. Louis .....	W	41-22	65,728	63,876
				<b>1,129,674</b>	<b>1,062,500</b>

**AMERICAN CONFERENCE FIRST-ROUND PLAYOFF**

12/30	● at Buffalo .....	L	22-37	79,671	73,103
-------	--------------------	---	-------	--------	--------

**1996: Won 8, Lost 8 Head Coach: Jimmy Johnson**  
**Fourth - Eastern Division**

				<b>DISTRIB</b>	<b>ACTUAL</b>
9/1	● NEW ENGLAND .....	W	24-10	74,855	71,542
9/8	at Arizona (SN) .....	W	38-10	57,988	55,444
9/15	● NEW YORK JETS .....	W	36-27	75,103	68,137
9/23	● at Indianapolis (MN) .....	L	6-10	61,393	60,891
10/6	● SEATTLE .....	L	15-22	75,224	59,539
10/13	● at Buffalo .....	W	21-7	79,803	79,642
10/20	● at Philadelphia .....	L	28-35	66,890	66,240
10/27	● DALLAS .....	L	10-29	75,651	75,283
11/3	● at New England .....	L	23-42	60,292	58,942
11/10	● INDIANAPOLIS .....	W	37-13	75,387	66,623
11/17	at Houston .....	W	23-20	48,890	47,358

11/25	● PITTSBURGH (MN) .....	L	17-24	75,507	73,489
12/1	● at Oakland .....	L	7-17	61,436	60,591
12/8	● NEW YORK GIANTS .....	L	7-17	75,234	63,889
12/16	● BUFFALO (MN) .....	W	16-14	75,388	67,016
12/22	● at New York Jets .....	W	31-28	77,716	47,271
				<b>1,115,257</b>	<b>1,022,297</b>

**1997: Won 9, Lost 7** **Head Coach: Jimmy Johnson**  
**Second - Eastern Division**

					<b>PAID</b>
8/31	INDIANAPOLIS .....	W	16-10		70,813
9/7	TENNESSEE .....	W	16-13 (OT)		64,439
9/14	● at Green Bay .....	L	18-23		60,075
9/21	● at Tampa Bay (SN) .....	L	21-31		73,314
10/5	● KANSAS CITY .....	W	17-14		71,794
10/12	● at New York Jets .....	W	31-20		75,601
10/19	● at Baltimore .....	W	24-13		64,354
10/27	● CHICAGO (MN) .....	L	33-36 (OT)		73,156
11/2	● at Buffalo .....	L	6-9		78,011
11/9	● NEW YORK JETS .....	W	24-17		73,089
11/17	● BUFFALO (MN) .....	W	30-13		74,155
11/23	● at New England .....	L	24-27		59,002
11/30	at Oakland .....	W	34-16		50,569
12/7	● DETROIT (SN) .....	W	33-30		72,266
12/14	● at Indianapolis .....	L	0-41		61,282
12/22	● NEW ENGLAND (MN) .....	L	12-14		74,379
					<b>1,095,669</b>

**AMERICAN CONFERENCE FIRST-ROUND PLAYOFF**

12/28	● at New England .....	L	3-17		60,041
-------	------------------------	---	------	--	--------

**1998: Won 10, Lost 6** **Head Coach: Jimmy Johnson**  
**Second - Eastern Division**

					<b>PAID</b>
9/6	● at Indianapolis .....	W	24-15		65,087
9/13	● BUFFALO .....	W	13-7		73,097
9/20	● PITTSBURGH .....	W	21-0		73,948
10/4	● at N.Y. Jets .....	L	9-20		75,257
10/12	● at Jacksonville (MN) .....	L	21-28		74,051
10/18	ST. LOUIS .....	W	14-0		65,418
10/25	● NEW ENGLAND .....	W	12-9 (OT)		73,973
11/1	● at Buffalo .....	L	24-30		79,011
11/8	● INDIANAPOLIS .....	W	27-14		73,400
11/15	at Carolina .....	W	13-9		67,887
11/23	● at New England (MN) .....	L	23-26		58,729
11/29	● NEW ORLEANS .....	W	30-10		73,216
12/6	at Oakland .....	W	27-17		61,254
12/13	● N.Y. JETS (SN) .....	L	16-21		74,369
12/21	● DENVER (MN) .....	W	31-21		74,363
12/ 27	● at Atlanta .....	L	16-38		69,754
					<b>1,132,814</b>

**AMERICAN CONFERENCE FIRST-ROUND PLAYOFF**

1/2	● BUFFALO .....	W	24-17		72,698
-----	-----------------	---	-------	--	--------

**AMERICAN CONFERENCE DIVISIONAL PLAYOFF**

1/9	● at Denver .....	L	3-38		75,729
-----	-------------------	---	------	--	--------

**1999: Won 9, Lost 7** **Head Coach: Jimmy Johnson**  
**Second - Eastern Division**

					<b>PAID</b>
9/13	● at Denver (MN) .....	W	38-21		75,623
9/19	● ARIZONA .....	W	19-16		73,618
10/4	● BUFFALO (MN) .....	L	18-23		74,073
10/10	● at Indianapolis .....	W	34-31		56,810
10/17	● at New England .....	W	31-30		60,006
10/24	● PHILADELPHIA .....	W	16-13		73,975
10/31	at Oakland .....	W	16-9		61,556
11/7	● TENNESSEE (SN) .....	W	17-0		74,109
11/14	● at Buffalo .....	L	3-23		72,810
11/21	● NEW ENGLAND .....	W	28-17		74,295
11/25	● at Dallas .....	L	0-20		64,328



12/5	● INDIANAPOLIS .....	L	34-37	74,096
12/12	● at New York Jets .....	L	20-28	78,246
12/19	● SAN DIEGO .....	W	12-9	73,765
12/27	● NEW YORK JETS (MN) ...	L	31-38	74,230
1/2	● at Washington .....	L	10-21	78,106
				<b>1,139,646</b>

#### AMERICAN CONFERENCE FIRST-ROUND PLAYOFF

1/2	● at Seattle .....	W	20-17	66,170
-----	--------------------	---	-------	--------

#### AMERICAN CONFERENCE DIVISIONAL PLAYOFF

1/9	● at Jacksonville .....	L	7-62	75,173
-----	-------------------------	---	------	--------

**2000: Won 11, Lost 5**  
**First - Eastern Division**

**Head Coach: Dave Wannstedt**

				<b>PAID</b>
9/3	● SEATTLE .....	W	23-0	72,949
9/10	● at Minnesota .....	L	7-13	64,112
9/17	● BALTIMORE (SN) .....	W	19-6	73,464
9/24	● NEW ENGLAND .....	W	10-3	73,344
10/1	at Cincinnati .....	W	31-16	61,535
10/8	● BUFFALO .....	W	22-13	73,901
10/23	● at New York Jets (MN) .....	L	37-40 (OT)	78,389
10/29	● GREEN BAY .....	W	28-20	73,740
11/5	● at Detroit .....	W	23-8	77,813
11/12	● at San Diego .....	W	17-7	56,896
11/19	● NEW YORK JETS .....	L	3-20	74,320
11/26	● at Indianapolis .....	W	17-14	56,935
12/3	● at Buffalo .....	W	33-6	73,002
12/10	● TAMPA BAY .....	L	13-16	74,307
12/17	● INDIANAPOLIS .....	L	13-20	73,884
12/24	● at New England .....	W	27-24	60,292
				<b>1,118,883</b>

#### AMERICAN CONFERENCE FIRST-ROUND PLAYOFF

12/30	INDIANAPOLIS .....	W	23-17 (OT)	73,193
-------	--------------------	---	------------	--------

#### AMERICAN CONFERENCE DIVISIONAL PLAYOFF

1/6	● at Oakland .....	L	0-27	61,998
-----	--------------------	---	------	--------

## PRONUNCIATION GUIDE

Lorenzo Bromell	—	bro-MELL
Rameel Connor	—	rah-MEAL
John Crea	—	CRAY
Shawn Forte	—	FOR-tay
David Foye	—	Rhymes with Boy
Oronde Gadsden	—	o-RON-day
Scott Galyon	—	rhymes with Stallion
Brody Heffner-Liddiard	—	LID-e-ard
Josh Heupel	—	HYPE-pull
Michael Lies	—	LEES
Olindo Mare	—	o-LEND-o, MAR-ray
Adewale Ogunleye	—	add-uh-wallay, oh-goon-lay-eh
George Paton	—	PAY-ton
Patrick Surtain	—	sir-TANE
Brandon Winey	—	WHY-knee

# 1966 FINAL STATISTICS (3-11)

DATE	OPPONENT	SCORE	W/L	ATT.
9/2	OAKLAND	14-23	L	25,188
9/9	NEW YORK	14-19	L	33,650
9/18	at Buffalo	24-58	L	37,176
10/2	at San Diego	10-44	L	26,444
10/9	at Oakland	10-21	L	28,863
10/16	DENVER	24-7	W	22,191
10/23	at Houston	20-13	W	21,999
11/6	BUFFALO	0-29	L	36,685
11/13	at Kansas City	16-34	L	33,733
11/20	at New York	13-30	L	57,092
11/27	BOSTON	14-20	L	22,480
12/4	at Denver	7-17	L	32,116
12/11	KANSAS CITY	18-19	L	17,881
12/18	HOUSTON	29-28	W	19,274

TEAM STATISTICS	MIA.	OPP.
TOTAL FIRST DOWNS	200	237
By Rushing	75	83
By Passing	103	140
By Penalty	22	14
TOTAL NET YARDS	3458	4611
Average Per Game	247.0	329.4
Total Plays	884	857
Average Per Play	3.9	5.4
NET YARDS RUSHING	1410	1510
Average Per Game	100.7	107.9
Total Rushes	394	416
NET YARDS PASSING	2048	3101
Average Per Game	146.3	221.5
Tackled/Yards Lost	36/326	16/180
Gross Yards	2374	3281
Attempts/Completions	454/179	425/198
Completion Percentage	39.4	46.6
Had Intercepted	32	31
PUNTS/AVERAGE	82/39.4	64/43.9
PENALTIES/YARDS	70/630	81/882
FUMBLES/BALL LOST	29/10	25/15
TOUCHDOWNS	26	44
By Rushing	5	15
By Passing	16	25
By Returns	5	4

Score By Quarters	1	2	3	4	Total
DOLPHINS	39	64	24	86	- 213
OPPONENTS	64	131	83	84	- 362

RUSHING	NO.	YDS.	AVG.	LG	TD
Auer	121	416	3.4	41	4
Gilchrist	72	262	3.6	22	0
Joe	71	232	3.3	14	0
Wilson	27	137	5.1	37	0
Casares	43	135	3.1	10	0
Price	31	107	3.4	14	0
Chesser	16	74	4.6	19	0
Jackson	2	22	11.0	24	0
Stofa	3	17	5.7	14	0
Wood	5	6	1.2	7	1
Norton	3	2	0.6	3	0
DOLPHINS	394	1410	3.6	41	5
OPPONENTS	416	1510	3.6	50	15

RECEIVING	NO.	YDS.	AVG.	LG	TD
Kocourek	27	320	11.9	43	2
Roberson	26	519	20.0	80	2
Auer	22	263	12.0	27	4
Noonan	17	224	13.2	35	1

Jackson	16	317	19.8	48	2
Joe	13	116	8.9	67	1
Gilchrist	13	110	8.5	22	1
Roderick	11	156	14.2	64	1
Twilley	10	128	12.8	20	0
Casares	8	45	5.6	20	1
Cronin	7	83	11.9	25	1
Mingo	3	40	13.3	21	0
Moreau	2	15	7.5	9	0
Price	2	14	7.0	9	0
Mathews	1	20	20.0	20	0
Chesser	1	4	4.0	4	0

DOLPHINS	179	2374	13.3	80	16
OPPONENTS	198	3281	16.6	89	25

INTERCEPTIONS	NO.	YDS.	AVG.	LG	TD
West	8	62	7.8	27	0
Warren	5	198	39.6	70	1
Westmoreland	4	104	26.0	42	1
Erlandson	3	31	10.3	26	1
Jaquess	3	27	9.0	27	1
McDaniel	2	20	10.0	20	0
McGeevee	2	15	7.5	15	0
Faison	1	26	26.0	26	0
Neff	1	22	22.0	22	0
Emanuel	1	14	14.0	14	0
Rudolph	1	3	3.0	3	0
DOLPHINS	31	522	16.8	70	4
OPPONENTS	32	370	11.6	60	1

PUNTING	NO.	YDS.	AVG.	LG	BK
Wilson	42	1772	42.1	63	1
McDaniel	32	1222	38.2	54	0
Chesser	7	233	33.3	39	0
DOLPHINS	82	3227	39.4	63	1
OPPONENTS	64	2809	43.9	70	0

PUNT RET.	NO.	YDS.	AVG.	LG	TD
Neff	10	60	6.0	15	0
Auer	5	99	19.8	56	0
Mathews	4	38	9.5	19	0
Jackson	2	7	3.5	7	0
DOLPHINS	21	204	9.7	56	0
OPPONENTS	40	412	10.3	72	1

KICKOFF RET.	NO.	YDS.	AVG.	LG	TD
Auer	28	698	24.9	95	1
Neff	15	376	25.1	90	0
Mathews	5	109	21.8	29	0
Hunter	5	84	16.8	29	0
Jaquess	5	77	15.4	23	0
Jackson	4	105	26.3	34	0
Roderick	1	17	17.0	17	0
Branch	1	15	15.0	15	0
Bruggers	1	3	3.0	3	0
Noonan	0	23	-	23	0
DOLPHINS	65	1507	23.2	95	1
OPPONENTS	46	939	43.9	96	1

SCORING	Ru	Pa	Rt	PAT	FG	S	2	TP
Auer	4	4	1	0	0	0	0	54
Mingo	0	0	0	23/23	10/22	0	0	53
Jackson	0	2	0	0	0	0	0	12
Kocourek	0	2	0	0	0	0	0	12
Roberson	0	2	0	0	0	0	0	12

Joe	0	1	0	0	0	0	1	8
Casares	0	1	0	0	0	0	0	6
Cronin	0	1	0	0	0	0	0	6
Erlandson	0	0	1	0	0	0	0	6
Gilchrist	0	1	0	0	0	0	0	6
Jaquess	0	0	1	0	0	0	0	6
Noonan	0	1	0	0	0	0	0	6
Roderick	0	1	0	0	0	0	0	6
Warren	0	0	1	0	0	0	0	6
Westmoreland	0	1	0	0	0	0	0	6
Wood	1	0	0	0	0	0	0	6
Wilson	0	0	0	0	0	0	1	2

DOLPHINS	5	16	5	23/23	10/22	0	1	213
OPPONENTS	15	25	4	38/42	18/36	2	1	362

FIELD GOALS	1-19	20-29	30-39	40-49	50-59
Mingo	2/3	4/6	1/3	3/8	0/2
DOLPHINS	2/3	4/6	1/3	3/8	0/2
OPPONENTS	3/4	7/12	4/8	3/9	1/3

TWO-POINT CONVERSIONS
Joe 1, Wilson 1.

DOLPHINS 2-3, OPPONENTS 1-2
-----------------------------

USUAL STARTERS
OFFENSE
WR Frank Jackson (7)
*John Roderick (4)
Karl Noonan (3)
LT Maxie Williams (14)
LG Ernie Park (11)
C Tom Goode (13)
RG Billy Neighbors (10)
RT Norm Evans (12)
TE Dave Kocourek (14)
WR Bob Roberson (8)
Karl Noonan (4)
QB George Wilson, Jr. (7)
Dick Wood (4)
RB Joe Auer (14)
Billy Joe (7)
Cookie Gilchrist (5)

DEFENSE
LDE Ed Cooke (13)
LDT Tom Nomina (11)
RDT Rich Zecher (9)
RDE LaVerne Torczon (13)
LLB Tom Erlandson (14)
MLB *Frank Emanuel (11)
RLB Wahoo McDaniel (8)
Jack Rudolph (4)
LCB Jimmy Warren (14)
RCB Dick Westmoreland (14)
SS Pete Jaquess (9)
FS Willie West (14)

boldface indicates Pro Bowl performer  
\* indicates rookie

PASSING	ATT.	COMP.	YDS.	PCT.	TD	INT.	LG	SCK/LST	RATING
Wood	230	83	993	36.1	4	14	71	20/207	30.5
Wilson	112	46	764	41.1	5	10	80	11/77	42.4
Stofa	57	29	425	50.9	4	2	48	3/29	84.3
Norton	55	21	192	38.2	3	6	43	2/13	27.0
DOLPHINS	454	179	2374	39.4	16	32	80	36/326	39.1
OPPONENTS	425	198	3281	46.6	25	32	89	16/180	61.3

# 1967 FINAL STATISTICS (4-10)

DATE	OPPONENT	SCORE	W/L	ATT.
9/17	DENVER	35-21	W	29,072
9/24	KANSAS CITY	0-24	L	33,280
10/1	at New York	7-29	L	59,433
10/8	at Kansas City	0-41	L	42,920
10/15	at Boston	10-41	L	17,859
10/22	NEW YORK	14-33	L	28,392
11/5	at Buffalo	13-35	L	30,950
11/12	at San Diego	0-24	L	32,395
11/19	at Oakland	17-31	L	33,753
11/26	BUFFALO	17-14	W	24,357
12/3	at Houston	14-17	L	20,979
12/10	SAN DIEGO	41-24	W	23,007
12/17	BOSTON	41-32	W	22,079
12/23	HOUSTON	10-41	L	29,628

TEAM STATISTICS	MIA.	OPP.
TOTAL FIRST DOWNS	212	269
By Rushing	65	106
By Passing	123	142
By Penalty	24	21
TOTAL NET YARDS	3659	4980
Average Per Game	261.4	355.7
Total Plays	847	843
Average Per Play	4.3	5.9
NET YARDS RUSHING	1323	2145
Average Per Game	94.5	153.2
Total Rushes	326	466
NET YARDS PASSING	2336	2835
Average Per Game	166.9	202.5
Tackled/Yards Lost	41/405	28/247
Gross Yards	2741	3082
Attempts/Completions	480/229	349/188
Completion Percentage	47.7	53.8
Had Intercepted	28	28
PUNTS/AVERAGE	70/41.6	52/41.1
PENALTIES/YARDS	53/490	59/691
FUMBLES/BALL LOST	36/16	19/8
TOUCHDOWNS	28	53
By Rushing	10	18
By Passing	16	31
By Returns	2	4

Score By Quarters	1	2	3	4	Total
DOLPHINS	27	75	52	65	- 219
OPPONENTS	86	122	101	98	- 407

RUSHING	NO.	YDS.	AVG.	LG	TD
Haynes	56	274	4.9	65t	2
Mitchell	83	269	3.2	22	3
Harper	41	197	4.8	37	1
Prie	46	179	3.9	38	1
Griese	37	157	4.2	22	1
Auer	44	128	2.9	23	1
Seiple	3	58	19.3	34	0
Jackson	1	48	48.0	48	0
Norton	7	14	2.0	13	0
Chesser	2	3	1.5	2	0
Stofa	2	2	1.0	8t	1
Moreau	1	-2	-2.0	-2	0
Clancy	3	-4	-1.3	2	0
DOLPHINS	326	1323	4.1	65t	10
OPPONENTS	466	2145	4.6	64	18

RECEIVING	NO.	YDS.	AVG.	LG	TD
Clancy	67	868	13.0	44	2
Moreau	34	410	12.1	43	3
Twilley	24	314	13.1	38	2
Auer	18	218	12.1	68t	2
Mitchell	18	133	7.4	38	1
Haynes	16	100	6.3	32	0
Noonan	12	141	11.8	32	1
Harper	11	212	19.3	40	3
Carpenter	10	127	12.7	42	0
Jackson	9	122	13.6	26	1
Prie	8	56	7.0	27	1
Seiple	1	21	21.0	21	0
Beier	1	19	19.0	19	0
DOLPHINS	229	2741	12.0	68t	16
OPPONENTS	188	3082	16.4	51	31

INTERCEPTIONS	NO.	YDS.	AVG.	LG	TD
Westmoreland	10	127	12.7	29	1
Bramlett	4	35	8.8	22	0
Warren	4	22	5.5	17	0
Petrella	3	67	22.3	28	0
Erlanson	1	37	37.0	37	0
Neff	1	32	32.0	32	0
Emanuel	1	24	24.0	24	0
Bruggers	1	20	20.0	20	0
West	1	16	16.0	16	0
McDaniel	1	15	15.0	15	0
Beier	1	7	7.0	7	0
DOLPHINS	28	402	14.4	37	1
OPPONENTS	28	395	14.1	49t	3

PUNTING	NO.	YDS.	AVG.	LG	BK
Seiple	70	2909	41.6	70	1
DOLPHINS	70	2909	41.6	70	1
OPPONENTS	52	2137	41.1	55	0

PUNT RET.	NO.	YDS.	AVG.	LG	TD
Auer	9	42	4.7	16	0
Haynes	6	37	6.2	20	0
Neff	6	34	5.7	15	0
Harper	4	15	3.8	8	0
DOLPHINS	25	128	5.1	20	0
OPPONENTS	41	268	6.5	34	0

KICKOFF RET.	NO.	YDS.	AVG.	LG	TD
Haynes	22	444	20.2	51	0
Auer	21	441	21.0	47	0
Neff	15	351	23.4	69	0
Roderick	4	63	15.8	19	0
Carpenter	3	87	29.0	45	0
Mitchell	2	57	28.5	37	0
DOLPHINS	67	1443	21.5	69	0
OPPONENTS	46	1067	23.2	42	0

SCORING	Ru	Pa	Rt	PAT	FG	S	2	TP
Lusteg	0	0	0	18/18	7/12	0	0	39
Harper	1	3	0	0	0	0	0	24
Mitchell	3	1	0	0	0	0	0	24
Auer	1	2	0	0	0	0	0	18
Moreau	0	3	0	0	0	0	0	18
Clancy	0	2	0	0	0	0	0	12
Haynes	2	0	0	0	0	0	0	12

Mingo	0	0	0	9/9	1/6	0	0	12
Prie	1	1	0	0	0	0	0	12
Twilley	0	2	0	0	0	0	0	12
Griese	1	0	0	0	0	0	0	6
Jackson	0	1	0	0	0	0	0	6
Noonan	0	1	0	0	0	0	0	6
Stofa	1	0	0	0	0	0	0	6
Warren	0	0	1	0	0	0	0	6
Westmoreland	0	0	1	0	0	0	0	6

DOLPHINS	10	16	2	27/27	8/18	0	2	19
OPPONENTS	18	31	4	47/50	14/26	0	0	47

FIELD GOALS	1-19	20-29	30-39	40-49	50+
Lusteg	5/6	0/2	0/0	2/2	0/2
Mingo	0/0	0/1	1/2	0/3	0/0

DOLPHINS	5/6	0/3	1/2	2/5	0/2
OPPONENTS	5/7	3/5	3/6	3/6	0/2

TWO-POINT CONVERSIONS	DOLPHINS	OPPONENTS
DOLPHINS 0-1, OPPONENTS 0-3		

USUAL STARTERS	OFFENSE
WR	Jack Clancy (9)
LT	Maxie Williams (14)
LG	Fred Woodson (7)
	Ken Rice (4)
C	Tom Goode (14)
RG	Billy Neighbors (14)
RT	Norm Evans (14)
TE	Doug Moreau (14)
WR	Frank Jackson (6)
	Howard Twilley (5)
QB	Bob Griese (11)
RB	Jack Harper (6)
	Joe Auer (5)
FB	Sam Price (8)
	Stan Mitchell (6)

DEFENSE	
LDE .....	Ed Cooke (12)
LDT .....	Ray Jacobs (10)
RDT .....	*John Richardson (8)
RDE .....	Mel Branch (14)
LLB .....	Tom Erlanson (6)
	Jerry Hopkins (6)
MLB .....	Frank Emanuel (8)
	Wahoo McDaniel (6)
RLB .....	John Bramlett (10)
LCB .....	Jimmy Warren (14)
RCB .....	Dick Westmoreland (14)
SS .....	Willie West (6)
	Pete Jaquess (4)
FS .....	Bob Neff (9)

**boldface** indicates Pro Bowl performer  
\* indicates rookie

PASSING	ATT.	COMP.	YDS.	PCT.	TD	INT.	LG	SCK/LST	RATING
Griese	331	166	2005	50.2	15	18	68t	25/240	61.6
Norton	133	53	596	39.8	1	9	32	15/156	28.2
Roberts	10	5	11	50.0	0	1	9	1/9	52.3
Seiple	2	2	61	100.0	0	0	42	0/0	118.8
Stofa	2	2	51	100.0	0	0	45	0/0	118.8
Clancy	1	1	17	100.0	0	0	17	0/0	118.8
Lusteg	1	0	0	0.0	0	0	0	0/0	39.6
DOLPHINS	480	229	2741	47.7	16	28	68t	41/405	52.4
OPPONENTS	349	188	3082	53.8	31	28	51	28/247	79.9



# 1968 FINAL STATISTICS (5-8-1)

DATE	OPPONENT	SCORE	W/L	ATT.
9/14	HOUSTON	10-24	L	38,097
9/21	OAKLAND	21-47	L	28,751
9/28	KANSAS CITY	3-48	L	27,732
10/6	at Houston	24-7	W	35,424
10/12	BUFFALO	14-14	T	28,559
10/20	at Cincinnati	24-22	W	25,076
10/27	at Denver	14-21	L	43,411
11/3	at San Diego	28-34	L	31,686
11/10	at Buffalo	21-17	W	28,399
11/17	CINCINNATI	21-38	L	30,304
11/24	at Boston	34-10	W	13,646
12/1	at New York	17-35	L	60,207
12/8	BOSTON	38-7	W	24,242
12/15	NEW YORK	7-31	L	31,302

TEAM STATISTICS	MIA.	OPP.
TOTAL FIRST DOWNS	247	240
By Rushing	78	116
By Passing	144	112
By Penalty	25	12
TOTAL NET YARDS	4106	4884
Average Per Game	293.3	348.9
Total Plays	892	808
Average Per Play	4.6	6.0
NET YARDS RUSHING	1704	2172
Average Per Game	121.7	193.7
Total Rushes	417	445
NET YARDS PASSING	2402	2712
Average Per Game	171.6	155.1
Tackled/Yards Lost	52/441	27/192
Gross Yards	2843	2904
Attempts/Completions	423/216	342/179
Completion Percentage	51.1	52.3
Had Intercepted	22	22
PUNTS/AVERAGE	75/40.6	55/43.6
PENALTIES/YARDS	48/485	70/655
FUMBLES/BALL LOST	17/8	28/18
TOUCHDOWNS	36	45
By Rushing	12	19
By Passing	21	23
By Returns	3	3

Score By Quarters	1	2	3	4	Total
DOLPHINS	44	93	52	87	- 276
OPPONENTS	78	131	52	94	- 355

RUSHING	NO.	YDS.	AVG.	LG	TD
Kick	165	621	3.8	25	4
Csonka	138	540	3.9	40	6
Griese	42	230	5.5	35	1
Mitchell	54	176	3.3	30	1
Milton	2	46	23.0	34	0
Seiple	5	42	8.4	32	0
Price	5	27	5.4	15	0
Tucker	4	13	3.3	7	0
Norton	1	9	9.0	9	0
Hammond	1	0	0.0	0	0
DOLPHINS	417	1704	4.1	40	12
OPPONENTS	445	2172	4.9	76	19

RECEIVING	NO.	YDS.	AVG.	LG	TD
Noonan	58	760	13.1	50	11
Kick	44	422	9.6	38	0
Twilley	39	604	15.5	40	1
Moreau	27	365	13.5	28	3
Cox	11	147	13.4	30	0

Csonka	11	118	10.7	65	1
Milton	9	143	15.9	38	1
Mitchell	8	190	23.8	48	3
Seiple	7	69	9.9	20	1
Darnall	2	25	12.5	13	0

DOLPHINS	216	2843	13.2	65	21
OPPONENTS	179	2904	16.2	80	23

INTERCEPTIONS	NO.	YDS.	AVG.	LG	TD
Anderson	8	230	28.8	96	1
West	4	102	25.5	32	0
Warren	2	27	13.5	18	0
Bramlett	2	14	7.0	14	0
Emanuel	2	8	4.0	6	0
Petrella	1	4	4.0	4	0
Edmunds	1	1	1.0	1	0
Lamb	1	0	0.0	0	0
Westmoreland	1	0	0.0	0	0

DOLPHINS	22	386	17.5	96	1
OPPONENTS	22	432	19.6	66	1

PUNTING	NO.	YDS.	AVG.	LG	BK
Seiple	75	3044	40.6	60	0
DOLPHINS	75	3044	40.6	60	0
OPPONENTS	55	2397	43.6	62	0

PUNT RET.	NO.	YDS.	AVG.	LG	TD
Neff	8	71	8.9	20	0
Milton	6	55	9.2	26	0
Tucker	5	40	8.0	15	0
Anderson	5	18	3.6	10	0
Warren	2	-1	-0.5	0	0
Washington	1	15	15.0	15	0
Harper	1	7	7.0	7	0
DOLPHINS	28	205	7.3	26	0
OPPONENTS	28	250	9.0	48	0

KICKOFF RET.	NO.	YDS.	AVG.	LG	TD
Milton	18	408	22.7	74	0
Warren	10	227	22.7	36	0
Anderson	6	106	17.7	25	0
Neff	5	190	38.0	95	0
Tucker	3	54	18.0	25	0
Urbanek	2	15	7.5	10	0
Kick	1	28	28.0	28	0
Lamb	1	24	24.0	24	0
Price	1	22	22.0	22	0
Harper	1	18	18.0	18	0
Richardson	1	1	1.0	1	0
Woodson	1	0	0.0	0	0
Cox	0	41	-	41	0
DOLPHINS	50	1134	22.7	95	0
OPPONENTS	54	1108	20.5	44	0

SCORING	Ru	Pa	Rt	PAT	FG	S	2	TP
Noonan	0	11	0	0	0	0	0	66
Keyes	0	0	0	30/30	7/16	0	0	51
Csonka	6	1	0	0	0	0	0	42
Moreau	0	3	0	6/6	1/3	0	0	27
Mitchell	1	3	0	0	0	0	0	24
Kick	4	0	0	0	0	0	0	24
Anderson	0	0	1	0	0	0	0	6
Emanuel	0	0	1	0	0	0	0	6
Milton	0	1	0	0	0	0	0	6
Griese	1	0	0	0	0	0	0	6
Seiple	0	1	0	0	0	0	0	6

Twilley	0	1	0	0	0	0	0	6
West	0	0	1	0	0	0	0	6
DOLPHINS	12	21	3	36/36	8/19	0	0	276
OPPONENTS	19	23	3	44/44	12/23	2	1	355

FIELD GOALS	1-19	20-29	30-39	40-49	50+
Keyes	3/3	3/5	1/4	0/4	0/0
Moreau	0/1	1/1	0/1	0/0	0/0
DOLPHINS	3/4	4/6	1/5	0/4	0/0
OPPONENTS	3/3	5/7	2/6	0/4	2/3

TWO-POINT CONVERSIONS
DOLPHINS 0-0, OPPONENTS 1-2

SACKS
Branch 11.0, Fernandez 4.0, Bramlett 2.0, Emanuel 2.0, Jacobs 2.0, Riley 2.0, Edmunds 1.0, Nomina 1.0, Richardson 1.0, Woodson 1.0.
DOLPHINS 27.0, OPPONENTS 52.0

USUAL STARTERS
OFFENSE
WR ..... Karl Noonan (14)
LT ..... "Doug Crusan (7)
LG ..... Maxie Williams (6)
RG ..... Charlie Fowler (7)
TE ..... Maxie Williams (6)
C ..... Tom Goode (14)
RB ..... Billy Neighbors (12)
RT ..... Norm Evans (12)
TE ..... Doug Moreau (10)
WR ..... Howard Twilley (14)
QB ..... Bob Griese (13)
RB ..... "Jim Kick (13)
FB ..... "Larry Csonka (10)

DEFENSE
LDE ..... Jim Riley (9)
LDT ..... Tom Nomina (13)
RDT ..... Ray Jacobs (10)
RDE ..... Manny Fernandez (7)
..... Mel Branch (7)
LLB ..... "Randall Edmunds (14)
MLB ..... Frank Emanuel (12)
RLB ..... John Bramlett (10)
LCB ..... Jimmy Warren (14)
RCB ..... Dick Westmoreland (9)
SS ..... Bob Petrella (5)
..... "Dick Anderson (4)
..... Willie West (4)
FS ..... "Dick Anderson (7)
..... Willie West (5)

boldface indicates Pro Bowl performer  
\* indicates rookie

PASSING	ATT.	COMP.	YDS.	PCT.	TD	INT.	LG	SCK/LST	RATING
Griese	355	186	2473	52.4	21	16	50	43/372	75.7
Norton	41	17	254	41.5	0	4	65	7/58	32.9
Hammond	26	13	116	50.0	0	2	25	2/11	30.3
Kick	1	0	0	0.0	0	0	0	0/0	39.6
DOLPHINS	423	216	2843	51.1	21	22	65	52/441	67.5
OPPONENTS	342	179	2904	52.3	23	22	80	27/192	76.7

# 1969 FINAL STATISTICS (3-10-1)

DATE	OPPONENT	SCORE	W/L	ATT.
9/14	at Cincinnati	21-27	L	24,487
9/20	at Oakland	17-20	L	48,477
9/28	at Houston	10-22	L	40,387
10/4	OAKLAND	20-20	T	32,668
10/11	SAN DIEGO	14-21	L	33,073
10/19	at Kansas City	10-17	L	47,038
10/26	BUFFALO	24-6	W	39,194
11/2	at N.Y. Jets	31-34	L	60,793
11/9	at Boston	17-16	W	10,665
11/16	at Buffalo	3-28	L	32,344
11/23	HOUSTON	7-32	L	27,114
11/30	Boston (at Tampa)	23-38	L	27,179
12/7	DENVER	27-24	W	24,972
12/14	N.Y. JETS	9-27	L	42,148

TEAM STATISTICS	MIA.	OPP.
TOTAL FIRST DOWNS	224	206
By Rushing	73	66
By Passing	131	126
By Penalty	20	14
TOTAL NET YARDS	3590	4126
Average Per Game	256.5	294.8
Total Plays	878	851
Average Per Play	4.1	4.8
NET YARDS RUSHING	1513	1489
Average Per Game	108.1	106.4
Total Rushes	401	422
NET YARDS PASSING	2077	2637
Average Per Game	148.4	188.4
Tackled/Yards Lost	53/481	28/208
Gross Yards	2558	2845
Attempts/Completions	424/201	404/196
Completion Percentage	47.4	48.5
Had Intercepted	29	18
PUNTS/AVERAGE	85/40.6	80/44.1
PENALTIES/YARDS	53/631	66/840
FUMBLES/BALL LOST	27/13	27/13
TOUCHDOWNS	28	37
By Rushing	12	9
By Passing	12	25
By Returns	4	3

Score By Quarters	1	2	3	4	Total
DOLPHINS	60	79	33	61	233
OPPONENTS	71	97	59	105	332

RUSHING	NO.	YDS.	AVG.	LG	TD
Kick	180	575	3.2	27	9
Csonka	131	566	4.3	54	2
Morris	23	110	4.8	37	1
Griese	21	102	4.9	22	0
Mitchell	28	80	2.9	12	0
Milton	7	62	8.9	27	0
Norton	8	16	2.0	9	0
Hines	1	7	7.0	7	0
Seiple	1	6	6.0	6	0
Noonan	1	-11	-11.0	-11	0
DOLPHINS	401	1513	3.8	54	12
OPPONENTS	422	1489	3.5	80	9

RECEIVING	NO.	YDS.	AVG.	LG	TD
Seiple	41	577	14.1	41	5
Kick	29	443	15.3	53	1
Noonan	29	307	10.6	27	3
Clancy	21	289	13.8	50	1
Csonka	21	183	8.7	42	1
Milton	12	179	14.9	49	0

PASSING	ATT.	COMP.	YDS.	PCT.	TD	INT.	LG	SCK/LST	RATING
Griese	252	121	1695	48.0	10	16	53t	33/289	56.9
Norton	148	65	709	43.9	2	11	29	18/175	32.2
Stofa	23	14	146	60.9	0	2	42	2/17	43.0
Seiple	1	1	8	100.0	0	0	8	0/0	118.8
DOLPHINS	424	201	2077	47.4	12	29	53t	53/481	42.9
OPPONENTS	404	196	2637	48.5	25	18	93t	28/208	71.8

Twilley	10	158	15.8	33	1
Moreau	10	136	13.6	35	0
Mitchell	10	125	12.5	34	0
Morris	6	65	10.8	29	0
Boutwell	4	29	7.3	12	0
Mertens	2	26	13.0	15	0
Hines	2	23	11.5	22	0
Pryor	2	-3	-1.5	0	0
Darnall	1	13	13.0	13	0
Anderson	1	8	8.0	8	0

DOLPHINS	201	2558	12.7	53t	12
OPPONENTS	196	2845	14.5	93t	25

INTERCEPTIONS	NO.	YDS.	AVG.	LG	TD
Mumphord	5	102	20.4	51	0
Anderson	3	106	35.3	40	0
Buoniconiti	3	27	9.0	24	0
Weisacosky	3	10	3.3	7	0
Stanfill	2	32	16.0	17	2
Patrella	1	33	33.0	33	0
Beier	1	7	7.0	7	0

DOLPHINS	18	317	17.6	51	2
OPPONENTS	29	596	20.6	76t	3

PUNTING	NO.	YDS.	AVG.	LG	BK
Seiple	80	3263	40.8	66	2
Anderson	5	188	37.6	49	0

DOLPHINS	85	3451	40.6	66	2
OPPONENTS	80	3526	44.1	61	0

PUNT RET.	NO.	YDS.	AVG.	LG	TD
Morris	25	172	6.9	38	0
Anderson	12	82	6.8	29	0
Beier	5	8	1.6	9	0
Milton	1	4	4.0	4	0
Twilley	1	0	0.0	0	0
McCullers	1	0	0.0	0	0

DOLPHINS	45	266	5.9	38	0
OPPONENTS	30	130	4.3	22	0

KICKOFF RET.	NO.	YDS.	AVG.	LG	TD
Morris	43	1136	26.4	105t	1
Milton	8	166	20.8	37	0
Beier	4	58	14.5	17	0
Mertens	2	1	0.5	1	0
Hines	1	22	22.0	22	0
Mumphord	1	0	0.0	0	0
Warren	1	0	0.0	0	0

DOLPHINS	60	1383	23.1	105t	1
OPPONENTS	47	1073	22.8	73	0

SCORING	Ru	Pa	Rt	PAT	FG	S	2	TP
Kremser	0	0	0	26/27	13/22	0	0	65
Kick	9	1	0	0	0	0	0	60
Seiple	0	5	0	0	0	0	0	30
Csonka	2	1	0	0	0	0	0	18
Noonan	0	3	0	0	0	0	0	18
Morris	1	0	1	0	0	0	0	12
Stanfill	0	0	2	0	0	0	0	12
Clancy	0	1	0	0	0	0	0	6
Milton	0	0	1	0	0	0	0	6
Twilley	0	1	0	0	0	0	0	6

DOLPHINS	12	12	4	26/27	13/22	0	0	233
OPPONENTS	9	25	3	32/33	24/36	0	1	332

FIELD GOALS	1-19	20-29	30-39	40-49	50+
Kremser	4/4	4/4	5/9	0/5	0/0
DOLPHINS	4/4	4/4	5/9	0/5	0/0
OPPONENTS	9/10	5/9	7/10	3/5	0/2

TWO-POINT CONVERSIONS
DOLPHINS 0-1, OPPONENTS 1-4

SACKS
Stanfill 8.0, Edmunds 5.0, Fernandez 4.0, Richardson 3.0, Riley 3.0, Buoniconiti 2.0, Weisacosky 2.0, McCullers 1.0.
DOLPHINS 28.0, OPPONENTS 53.0

USUAL STARTERS
OFFENSE
WR ..... Jack Clancy (7)
LT ..... Karl Noonan (5)
LG ..... Doug Crusan (14)
C ..... Maxie Williams (13)
RG ..... Irv Goode (14)
WR ..... Larry Little (9)
RT ..... Billy Neighbors (5)
TE ..... Norm Evans (12)
TE ..... Larry Seiple (8)
WR ..... Doug Moreau (5)
WR ..... Karl Noonan (9)
QB ..... Bob Griese (9)
RB ..... Jim Kick (14)
FB ..... Larry Csonka (11)

DEFENSE
LDE ..... Jim Riley (14)
LDT ..... Manny Fernandez (13)
RDT ..... John Richardson (14)
RDE ..... "Bill Stanfill (13)
LLB ..... Randall Edmunds (14)
MLB ..... Nick Buoniconiti (13)
RLB ..... Ed Weisacosky (14)
LCB ..... Jimmy Warren (13)
RCB ..... "Lloyd Mumphord (7)
SS ..... Dick Westmoreland (6)
SS ..... Tom Beier (7)
FS ..... Bob Patrella (6)
FS ..... Dick Anderson (14)

**boldface** indicates Pro Bowl performer  
\* indicates rookie

# 1970 FINAL STATISTICS (10-4)

DATE	OPPONENT	SCORE	W/L	ATT.
9/20	at Boston	14-27	L	27,265
9/27	at Houston	20-10	W	38,779
10/3	OAKLAND	20-13	W	54,412
10/10	at N.Y. Jets	20-6	W	61,801
10/18	at Buffalo	33-14	W	40,820
10/25	CLEVELAND	0-28	L	70,872
11/1	at Baltimore	0-35	L	59,305
11/8	at Philadelphia	17-24	L	53,149
11/15	NEW ORLEANS	21-10	W	41,557
11/22	BALTIMORE	34-17	W	63,362
11/30	at Atlanta	20-7	W	53,303
12/6	BOSTON	37-20	W	46,370
12/13	N.Y. JETS	16-10	W	71,892
12/20	BUFFALO	45-7	W	64,957

TEAM STATISTICS	MIA.	OPP.
TOTAL FIRST DOWNS	228	226
By Rushing	106	82
By Passing	100	128
By Penalty	22	16
TOTAL NET YARDS	4039	4004
Average Per Game	288.5	286.0
Total Plays	827	808
Average Per Play	4.9	5.0
NET YARDS RUSHING	2082	1453
Average Per Game	148.7	103.8
Total Rushes	492	387
NET YARDS PASSING	1957	2551
Average Per Game	139.8	182.2
Tackled/Yards Lost	36/327	16/157
Gross Yards	2284	2708
Attempts/Completions	299/159	403/234
Completion Percentage	53.2	58.0
Had Intercepted	19	23
PUNTS/AVERAGE	58/41.2	63/41.7
PENALTIES/YARDS	77/834	68/704
FUMBLES/BALL LOST	24/11	24/15
TOUCHDOWNS	33	28
By Rushing	14	8
By Passing	15	17
By Returns	4	3

Score By Quarters	1	2	3	4	Total
DOLPHINS	82	84	45	86	- 297
OPPONENTS	35	85	45	63	- 228

RUSHING	NO.	YDS.	AVG.	LG	TD
Csonka	193	874	4.5	53	6
Kick	191	658	3.4	56	6
Morris	60	409	6.8	40	0
Griese	26	89	3.4	16	2
Mitchell	8	23	2.9	9	0
Seiple	2	21	10.5	24	0
Warfield	2	13	6.5	16	0
Stofa	2	5	2.5	4	0
Pryor	2	0	0.0	0	0
Ginn	5	-1	-0.2	8	0
Noonan	1	-9	-9.0	-9	0
DOLPHINS	492	2082	4.2	56	14
OPPONENTS	387	1453	3.8	26	8

RECEIVING	NO.	YDS.	AVG.	LG	TD
Kick	42	497	11.8	47	0
Warfield	28	703	25.1	54	6
Twilley	22	281	12.8	23	5
Fleming	18	205	11.4	36	0
Morris	12	149	12.4	50	0

PASSING	ATT.	COMP.	YDS.	PCT.	TD	INT.	LG	SCK/LST	RATING
Griese	245	142	2019	58.0	12	17	54	31/282	72.1
Stofa	53	16	240	30.2	3	2	52	5/45	49.3
Kick	1	1	25	100.0	0	0	25	0/0	118.8
DOLPHINS	299	159	2284	53.2	15	19	54	36/327	68.5
OPPONENTS	403	234	2708	58.0	17	22	46	16/157	69.8

Csonka	11	94	8.5	54	0
Noonan	10	186	18.6	51	1
W. Richardson	7	67	9.6	27	1
Mitchell	6	85	14.2	36	1
Seiple	2	14	7.0	7	0
Mandich	1	3	3.0	3	1
DOLPHINS	159	2284	14.4	54	15
OPPONENTS	234	2708	11.6	46	17

INTERCEPTIONS	NO.	YDS.	AVG.	LG	TD
Anderson	8	191	23.9	86	0
Scott	5	112	22.4	47	0
Mumphord	5	35	7.0	32	1
Johnson	3	29	9.7	21	0
Brown	1	32	32.0	32	0
Davis	1	15	15.0	15	0
DOLPHINS	23	414	18.0	86	1
OPPONENTS	19	258	13.6	56	1

PUNTING	NO.	YDS.	AVG.	LG	BK
Seiple	58	2392	41.2	67	0
DOLPHINS	58	2392	41.2	67	0
OPPONENTS	63	2624	41.7	62	0

PUNT RET.	NO.	YDS.	AVG.	LG	TD
Scott	27	290	10.7	77	1
Morris	2	-1	-0.5	0	0
Anderson	1	6	6.0	6	0
DOLPHINS	30	295	9.8	77	1
OPPONENTS	21	241	12.1	80	1

KICKOFF RET.	NO.	YDS.	AVG.	LG	TD
Morris	28	812	29.0	96	1
Ginn	5	59	11.8	26	0
Scott	4	117	29.3	42	0
Mitchell	4	35	8.8	17	0
Seiple	2	5	2.5	3	0
Mandich	2	0	0.0	0	0
Anderson	1	8	8.0	8	0
Foley	1	0	0.0	0	0
Brown	1	0	0.0	0	0
DOLPHINS	48	1036	21.6	96	1
OPPONENTS	55	1142	20.8	99	1

SCORING	Ru	Pa	Rt	PAT	FG	S	TP
Yepremian	0	0	0	31/31	22/29	0	97
Warfield	0	6	0	0	0	0	36
Csonka	6	0	0	0	0	0	36
Kick	6	0	0	0	0	0	36
Twilley	0	5	0	0	0	0	30
Griese	2	0	0	0	0	0	12
Mumphord	0	0	2	0	0	0	12
Mandich	0	1	0	0	0	0	6
Noonan	0	1	0	0	0	0	6
W. Richardson	0	1	0	0	0	0	6
Scott	0	0	1	0	0	0	6
Morris	0	0	1	0	0	0	6
Mitchell	0	1	0	0	0	0	6
Kremser	0	0	0	2/2	0/1	0	2
DOLPHINS	14	15	4	33/33	22/30	0	297
OPPONENTS	8	17	3	27/28	11/22	0	228

FIELD GOALS	1-19	20-29	30-39	40-49	50+
Yepremian	4/4	2/3	5/6	11/15	0/1
Kremser	0/0	0/1	0/0	0/0	0/0
DOLPHINS	4/4	2/4	5/6	11/15	0/1
OPPONENTS	5/5	3/4	2/3	1/8	0/3

## SACKS

Stanfill 6.0, Fernandez 4.5, J. Richardson 2.5, Riley 2.0, Anderson 1.0.

DOLPHINS 16.0, OPPONENTS 36.0

## USUAL STARTERS

### OFFENSE

WR	Paul Warfield (11)
LT	Doug Crusan (14)
LG	Maxie Williams (9)
C	Bob DeMarco (11)
RG	Larry Little (14)
RT	Norm Evans (14)
TE	Marv Fleming (13)
WR	Howard Twilley (13)
QB	Bob Griese (14)
RB	Jim Kick (14)
FB	Larry Csonka (14)

### DEFENSE

LDE	Jim Riley (14)
LDT	Manny Fernandez (12)
RDT	John Richardson (14)
RDE	Bill Stanfill (14)
LLB	Doug Swift (8)
	Ted Davis (6)
MLB	Nick Buoniconti (14)
RLB	Mike Kolen (14)
LCB	*Curtis Johnson (14)
RCB	Lloyd Mumphord (14)
SS	Dick Anderson (13)
FS	*Jake Scott (13)

boldface indicates Pro Bowl performer  
\* indicates rookie



# 1971 FINAL STATISTICS (10-3-1)

DATE	OPPONENT	SCORE	W/L	ATT.
9/19	at Denver	10-10	T	50,499
9/26	at Buffalo	29-14	W	44,626
10/3	N.Y. JETS	10-14	L	67,161
10/10	at Cincinnati	23-13	W	59,090
10/17	NEW ENGLAND	41-3	W	56,222
10/24	at N.Y. Jets	30-14	W	61,170
10/31	at Los Angeles	20-14	W	68,386
11/7	BUFFALO	34-0	W	57,748
11/14	PITTSBURGH	24-21	W	63,178
11/21	BALTIMORE	17-14	W	73,063
11/29	CHICAGO	34-3	W	73,071
12/5	at New England	13-34	L	60,110
12/11	at Baltimore	3-14	L	59,293
12/19	GREEN BAY	27-6	W	74,215

TEAM STATISTICS	MIA.	OPP.
TOTAL FIRST DOWNS	232	214
By Rushing	121	93
By Passing	94	111
By Penalty	17	10
TOTAL NET YARDS	4412	3661
Average Per Game	315.1	261.5
Total Plays	803	791
Average Per Play	5.4	4.7
NET YARDS RUSHING	2429	1661
Average Per Game	173.5	118.6
Total Rushes	486	403
NET YARDS PASSING	1983	2000
Average Per Game	141.6	142.9
Tackled/Yards Lost	25/265	35/293
Gross Yards	2248	2293
Attempts/Completions	293/156	363/206
Completion Percentage	53.2	56.7
Had Intercepted	10	17
PUNTS/AVERAGE	52/40.1	72/40.7
PENALTIES/YARDS	65/632	64/561
FUMBLES/BALL LOST	22/13	38/14
TOUCHDOWNS	33	21
By Rushing	11	10
By Passing	20	10
By Returns	2	1

Score By Quarters	1	2	3	4	Total
DOLPHINS	81	76	79	79	- 315
OPPONENTS	65	23	44	42	- 174

RUSHING	NO.	YDS.	AVG.	LG	TD
Csonka	195	1051	5.4	28	7
Kick	162	738	4.6	34	3
Morris	57	315	5.5	51	1
Warfield	9	115	12.8	39	0
Ginn	22	97	4.4	46	0
Griese	26	82	3.2	21	0
Leigh	5	15	3.0	7	0
Seiple	1	14	14.0	14	0
Cole	3	11	3.7	4	0
Mira	6	-9	-1.5	0	0
DOLPHINS	486	2429	4.9	51	11
OPPONENTS	403	1661	4.1	46	10

RECEIVING	NO.	YDS.	AVG.	LG	TD
Warfield	43	996	23.2	86t	11
Kick	40	338	8.5	27	0
Twilley	23	349	15.2	41	4
Fleming	13	137	10.5	23	2
Csonka	13	113	8.7	25	1
Noonan	10	180	18.0	43	0
Stowe	5	68	13.6	21	1

PASSING	ATT.	COMP.	YDS.	PCT.	TD	INT.	LG	SCK/LST	RATING
Griese	263	145	2089	55.1	19	9	86t	23/248	90.9
Mira	30	11	159	36.7	1	1	43	2/17	51.9
DOLPHINS	293	156	2248	53.2	20	10	86t	25/265	87.0
OPPONENTS	363	206	2293	56.8	10	17	51	35/293	65.4

Morris	5	16	3.2	11	0
Mandich	3	19	6.3	10	1
Seiple	1	32	32.0	32	0
DOLPHINS	156	2248	14.4	86t	20
OPPONENTS	206	2293	11.1	51	10

INTERCEPTIONS	NO.	YDS.	AVG.	LG	TD
Scott	7	34	4.9	21	0
Foley	4	14	3.5	18	0
Johnson	2	34	17.0	34	0
Anderson	2	33	16.5	33	0
Buoniconti	1	16	16.0	16	0
Swift	1	12	12.0	12	0
DOLPHINS	17	143	9.0	34	0
OPPONENTS	10	166	16.6	53t	1

PUNTING	NO.	YDS.	AVG.	LG	BK
Seiple	52	2087	40.1	73	1
DOLPHINS	52	2087	40.1	73	1
OPPONENTS	72	2935	40.4	58	0

PUNT RET.	NO.	YDS.	AVG.	LG	TD
Scott	33	318	9.6	31	0
Anderson	8	114	14.3	47	0
DOLPHINS	41	432	10.5	47	0
OPPONENTS	26	106	4.1	29	0

KICKOFF RET.	NO.	YDS.	AVG.	LG	TD
Morris	15	423	28.2	94t	1
Ginn	10	252	25.2	35	0
Leigh	4	99	24.8	31	0
Matheson	3	32	10.7	16	0
DOLPHINS	32	806	25.2	94t	1
OPPONENTS	59	1180	20.0	35	0

SCORING	Ru	Pa	Rt	PAT	FG	S	TP
Yeplemian	0	0	0	33/33	28/40	0	117
Warfield	0	11	0	0	0	0	66
Csonka	7	1	0	0	0	0	48
Twilley	0	4	0	0	0	0	24
Kick	3	0	0	0	0	0	18
Fleming	0	2	0	0	0	0	12
Morris	1	0	1	0	0	0	12
Johnson	0	0	1	0	0	0	6
Mandich	0	1	0	0	0	0	6
Stowe	0	1	0	0	0	0	6
DOLPHINS	11	20	2	33/33	28/40	0	315
OPPONENTS	10	10	1	22/22	9/20	0	174

FIELD GOALS	1-19	20-29	30-39	40-49	50+
Yeplemian	7/7	8/8	6/11	7/12	0/2
DOLPHINS	7/7	8/8	6/11	7/12	0/2
OPPONENTS	5/5	1/4	2/2	0/6	1/4

SACKS	Fernandez 8.0,	Riley 7.5,	Stanfill 6.5,	Heinz 5.0,	Cornish 2.0,	Swift 2.0,	Anderson 1.0,	Buoniconti 1.0,	Den Herder 1.0,	Powell 1.0.
DOLPHINS	35.0,	OPPONENTS	25.0							

USUAL STARTERS	OFFENSE
WR	Paul Warfield (14)
LT	Doug Crusan (14)
LG	Bob Kuechenberg (14)
C	Bob DeMarco (14)

RG	Larry Little (14)
RT	Norm Evans (14)
TE	Marv Fleming (13)
WR	Howard Twilley (12)
QB	Bob Griese (13)
RB	Jim Kick (11)
FB	Larry Csonka (14)

DEFENSE	
LDE	Jim Riley (13)
LDT	Manny Fernandez (14)
RDT	Bob Heinz (7)
	John Richardson (5)
RDE	Bill Stanfill (13)
LLB	Doug Swift (14)
MLB	Nick Buoniconti (14)
RLB	Mike Kolen (10)
LCB	Tim Foley (14)
RCB	Curtis Johnson (10)
SS	Dick Anderson (14)
FS	Jake Scott (14)

**boldface** indicates Pro Bowl performer  
\* indicates rookie

# 1972 FINAL STATISTICS (14-0)

DATE	OPPONENT	SCORE	W/L	ATT.
9/17	at Kansas City	20-10	W	78,736
9/24	HOUSTON	34-13	W	75,069
10/1	at Minnesota	16-14	W	45,766
10/8	at N.Y. Jets	27-17	W	61,720
10/15	SAN DIEGO	24-10	W	78,212
10/22	BUFFALO	24-23	W	78,175
10/29	at Baltimore	23-0	W	59,303
11/5	at Buffalo	30-16	W	45,659
11/12	NEW ENGLAND	52-0	W	78,148
11/19	N.Y. JETS	28-24	W	78,166
11/27	ST. LOUIS	31-10	W	78,190
12/3	at New England	37-21	W	60,144
12/10	at N.Y. Giants	23-13	W	62,728
12/16	BALTIMORE	16-0	W	78,202

TEAM STATISTICS	MIA.	OPP.
TOTAL FIRST DOWNS	291	186
By Rushing	170	76
By Passing	102	96
By Penalty	19	14
TOTAL NET YARDS	5036	3297
Average Per Game	359.1	235.5
Total Plays	893	771
Average Per Play	5.6	4.3
NET YARDS RUSHING	2960	1548
Average Per Game	210.8	110.6
Total Rushes	613	389
NET YARDS PASSING	2076	1749
Average Per Game	148.3	124.9
Tackled/Yards Lost	21/159	34/280
Gross Yards	2235	2029
Attempts/Completions	259/144	348/178
Completion Percentage	55.6	51.1
Had Intercepted	12	26
PUNTS/AVERAGE	44/39.4	67/41.8
PENALTIES/YARDS	68/714	70/659
FUMBLES/BALL LOST	25/16	32/20
TOUCHDOWNS	45	21
By Rushing	26	8
By Passing	17	10
By Returns	2	3

Score By Quarters	1	2	3	4	Total
DOLPHINS	94	108	98	85	- 385
OPPONENTS	36	47	29	59	- 171

RUSHING	NO.	YDS.	AVG.	LG	TD
Csonka	213	1117	5.2	45	6
Morris	190	1000	5.3	33	12
Kick	137	521	3.8	26	5
Ginn	27	142	5.3	22	1
Leigh	21	79	3.8	10	0
Morrall	17	67	3.9	31	1
Warfield	4	23	5.8	21	0
Griese	3	11	3.7	5	1
Del Gaizo	1	0	0.0	0	0
DOLPHINS	613	2960	4.8	45	26
OPPONENTS	389	1548	4.0	40	8

RECEIVING	NO.	YDS.	AVG.	LG	TD
Warfield	29	606	20.9	47	3
Kick	21	147	7.0	15	1
Twilley	20	364	18.2	44	3
Briscoe	16	279	17.4	51	4
Morris	15	168	11.2	34	0
Yeapremian	13	276	21.2	49	2

Fleming	13	156	12.0	31	1
Mandich	11	168	15.3	39	3
Csonka	5	48	9.6	14	0
Ginn	1	23	23.0	23	0

DOLPHINS	144	2235	15.5	51	17
OPPONENTS	178	2029	11.4	82	10

INTERCEPTIONS	NO.	YDS.	AVG.	LG	TD
Scott	5	73	14.6	31	0
Mumphord	4	50	12.5	28	1
Anderson	3	34	11.3	22	0
Foley	3	25	8.3	15	0
Johnson	3	20	6.7	13	0
Swift	3	5	1.7	4	0
Buoniconti	2	17	8.5	10	0
Babb	1	24	24.0	24	0
Den Herder	1	24	24.0	24	0
Kolen	1	14	14.0	14	0

DOLPHINS	26	286	11.0	31	1
OPPONENTS	12	249	20.8	43	2

PUNTING	NO.	YDS.	AVG.	LG	BK
Seiple	36	1437	39.9	54	0
Lothridge	4	150	37.5	42	0
Anderson	4	147	36.8	45	0

DOLPHINS	44	1734	39.4	54	0
OPPONENTS	63	2613	41.8	67	2

PUNT RET.	NO.	YDS.	AVG.	LG	TD
Leigh	22	210	9.5	27	0
Scott	13	100	7.7	15	0
Anderson	5	19	3.8	17	0
DOLPHINS	40	329	8.2	27	0
OPPONENTS	17	67	3.9	13	0

KICKOFF RET.	NO.	YDS.	AVG.	LG	TD
Morris	14	334	23.9	33	0
Leigh	6	153	25.5	45	0
Matheson	2	34	17.0	17	0
Ginn	1	25	25.0	25	0
Briscoe	1	0	0.0	0	0

DOLPHINS	24	546	22.8	45	0
OPPONENTS	56	1283	22.9	39	0

SCORING	Ru	Pa	Rt	PAT	FG	S	TP
Yeapremian	0	0	0	43/45	24/37	0	115
Morris	12	0	0	0	0	0	72
Csonka	6	0	0	0	0	0	36
Kick	5	1	0	0	0	0	36
Briscoe	0	4	0	0	0	0	24
Mandich	0	3	0	0	0	0	18
Twilley	0	3	0	0	0	0	18
Warfield	0	3	0	0	0	0	18
Stowe	0	2	0	0	0	0	12
Anderson	0	0	1	0	0	0	6
Fleming	0	1	0	0	0	0	6
Ginn	1	0	0	0	0	0	6
Griese	1	0	0	0	0	0	6
Morrall	1	0	0	0	0	0	6
Mumphord	0	0	1	0	0	0	6

DOLPHINS	26	17	2	43/45	24/37	0	185
OPPONENTS	8	10	3	18/21	9/16	0	371

FIELD GOALS	1-19	20-29	30-39	40-49	50+
Yeapremian	7/7	3/3	7/8	4/11	3/8

DOLPHINS	7/7	3/3	7/8	4/11	3/8
OPPONENTS	3/3	2/4	3/3	1/4	0/2

## SACKS

Den Herder	10.5	Stanfill	10.0	Fernandez	5.0
Matheson	2.5	Heinz	2.0	Buoniconti	1.0
Dunaway	1.0	M. Moore	1.0	Swift	1.0

DOLPHINS	34.0	OPPONENTS	21.0
----------	------	-----------	------

## USUAL STARTERS

### OFFENSE

WR	Paul Warfield (11)
LT	Doug Crusan (10)
LG	Bob Kuechenberg (14)
C	Jim Langer (14)
RG	Larry Little (14)
RT	Norm Evans (14)
TE	Marv Fleming (11)
WR	Howard Twilley (14)
QB	Earl Morrall (9)
	Bob Griese (5)
RB	Mercury Morris (11)
FB	Larry Csonka (14)

### DEFENSE

LDE	Vern Den Herder (14)
LDT	Manny Fernandez (14)
RDT	Bob Heinz (8)
	Jim Dunaway (6)
RDE	Bill Stanfill (14)
LLB	Doug Swift (14)
MLB	Nick Buoniconti (14)
RLB	Mike Kolen (13)
LCB	Tim Foley (13)
RCB	Curtis Johnson (13)
SS	Jack Scott (13)
FS	Dick Anderson (13)

boldface indicates Pro Bowl performer  
\* indicates rookie

PASSING	ATT.	COMP.	YDS.	PCT.	TD	INT.	LG	SCK/LST	RATING
Morrall	150	83	1360	55.3	11	7	49	14/114	91.0
Griese	97	53	638	54.6	4	4	39	7/45	71.6
Del Gaizo	9	5	168	55.6	2	1	51	0/0	100.5
Briscoe	3	3	72	100.0	0	0	26	0/0	118.8
DOLPHINS	259	144	2235	55.6	17	12	51	21/159	86.9
OPPONENTS	348	178	2029	51.1	10	26	82	34/280	47.5

# 1973 FINAL STATISTICS (12-2)

DATE	OPPONENT	SCORE	W/L	ATT.
9/16	SAN FRANCISCO	21-13	W	68,275
9/23	at Oakland	7-12	L	74,121
9/30	NEW ENGLAND	44-23	W	62,508
10/7	N.Y. JETS	31-3	W	63,850
10/15	at Cleveland	17-9	W	72,070
10/21	BUFFALO	27-6	W	65,241
10/28	at New England	30-14	W	57,617
11/4	at N.Y. Jets	24-14	W	57,591
11/11	BALTIMORE	44-0	W	60,332
11/18	at Buffalo	17-0	W	77,138
11/22	at Dallas	14-7	W	58,089
12/3	PITTSBURGH	30-26	W	68,901
12/9	at Baltimore	3-16	L	41,005
12/15	DETROIT	34-7	W	53,375

TEAM STATISTICS	MIA.	OPP.
TOTAL FIRST DOWNS	215	195
By Rushing	111	109
By Passing	91	78
By Penalty	13	8
Third Down: Made/Att.	67/175	86/231
TOTAL NET YARDS	4103	3281
Average Per Game	293.1	234.4
Total Plays	776	876
Average Per Play	5.3	3.7
NET YARDS RUSHING	2521	1991
Average Per Game	180.1	142.2
Total Rushes	507	511
NET YARDS PASSING	1582	1290
Average Per Game	113.0	92.1
Tackled/Yards Lost.	13/93	45/314
Gross Yards	1675	1604
Attempts/Completions	256/133	320/151
Completion Percentage	52.0	47.2
Had Intercepted	12	21
PUNTS/AVERAGE	48/42.3	76/38.4
PENALTIES/YARDS	52/416	61/616
FUMBLES/BALL LOST	22/16	29/8
TOUCHDOWNS	38	15
By Rushing	16	10
By Passing	17	5
By Returns	5	0

Score By Quarters	1	2	3	4	OT	Total
DOLPHINS	106	117	53	67	0	343
OPPONENTS	19	50	35	46	0	150

RUSHING	NO.	YDS.	AVG.	LG	TD
Csonka	219	1003	4.6	25	5
Morris	149	954	6.4	70t	10
Klika	76	257	3.4	32	0
Leigh	22	134	6.1	34t	1
Nottingham	24	134	5.6	30	0
Griese	13	20	1.5	21	0
Warfield	1	15	15.0	15	0
Morrall	1	9	9.0	9	0
Briscoe	2	-5	-2.5	2	0
DOLPHINS	507	2521	5.0	70t	16
OPPONENTS	511	1991	3.9	36	10

RECEIVING	NO.	YDS.	AVG.	LG	TD
Briscoe	30	447	14.9	53	2
Warfield	29	514	17.7	45	11
Klika	27	208	7.7	22	0
Mandich	24	302	12.6	28t	4
Csonka	7	22	3.1	9	0
Morris	4	51	12.8	36	0
Leigh	4	9	2.3	7	0

PASSING	ATT.	COMP.	YDS.	PCT.	TD	INT.	LG	SCK/LST	RATING
Griese	218	116	1422	53.2	17	8	46	11/75	84.3
Morrall	38	17	253	44.7	0	4	53	2/18	27.5
DOLPHINS	256	133	1675	52.0	17	12	53	13/93	72.3
OPPONENTS	320	151	1604	47.2	5	21	42	45/314	40.2

Fleming	3	22	7.3	15	0
Sellers	2	54	27.0	42	0
Twilley	2	30	15.0	19	0
Nottingham	1	16	16.0	16	0
DOLPHINS	133	1675	12.6	53	17
OPPONENTS	151	1604	10.6	42	5

INTERCEPTIONS	NO.	YDS.	AVG.	LG	TD
Anderson	8	163	20.4	38t	2
Scott	4	71	17.8	29	0
Kolen	2	54	27.0	29	0
Foley	2	22	11.0	15	0
Johnson	2	19	9.5	17	0
Stuckey	1	4	4.0	4	0
Ball	1	2	2.0	2	0
Swift	1	0	0.0	0	0
DOLPHINS	21	335	16.0	38t	2
OPPONENTS	12	190	15.8	48	0

PUNTING	NO.	YDS.	AVG.	LG	BK
Seiple	48	2031	42.3	57	0
DOLPHINS	48	2031	42.3	57	0
OPPONENTS	76	2918	38.4	60	2

PUNT RET.	NO.	YDS.	AVG.	LG	TD
Scott	22	266	12.1	33	0
Leigh	9	64	7.1	26	0
Anderson	6	52	8.7	27	0
DOLPHINS	37	382	10.3	33	0
OPPONENTS	28	182	6.5	27	0

KICKOFF RET.	NO.	YDS.	AVG.	LG	TD
Morris	11	242	22.0	29	0
Leigh	9	251	27.9	51	0
Scott	2	20	10.0	20	0
Bannon	1	10	10.0	10	0
Seiple	1	0	0.0	0	0
DOLPHINS	24	523	21.8	51	0
OPPONENTS	56	1116	19.9	42	0

SCORING	Ru	Pa	Rt	PAT	FG	S	TP
Yepremian	0	0	0	38/38	25/37	0	113
Warfield	0	11	0	0	0	0	66
Morris	10	0	0	0	0	0	60
Csonka	5	0	0	0	0	0	30
Mandich	0	4	0	0	0	0	24
Anderson	0	0	2	0	0	0	12
Briscoe	0	2	0	0	0	0	12
Foley	0	0	2	0	0	0	12
Buoniconti	0	0	1	0	0	0	6
Leigh	1	0	0	0	0	0	6
Team	0	0	0	0	0	1	2
DOLPHINS	16	17	5	38/38	25/37	1	343
OPPONENTS	10	5	0	13/15	15/27	0	150

FIELD GOALS	1-19	20-29	30-39	40-49	50+
Yepremian	5/5	8/10	6/9	5/9	1/4
DOLPHINS	5/5	8/10	6/9	5/9	1/4
OPPONENTS	5/5	0/2	6/8	3/8	1/4

SACKS	STANFILL	DEN HERDER	BUONICONTI	MATHESON	HEINZ	BALL	SWIFT
Stanfill	18.5	Den Herder	10.0	Fernandez	6.5		
Matheson	3.0	Heinz	2.5	Ball	2.0		
M. Moore	1.0	Swift	0.5				
DOLPHINS	45.0	OPPONENTS	13.0				

## USUAL STARTERS

### OFFENSE

WR	Paul Warfield (14)
LT	Wayne Moore (12)
LG	Bob Kuechenberg (13)
C	Jim Langer (14)
RG	Larry Little (13)
RT	Norm Evans (14)
TE	Marv Fleming (11)
WR	Marlin Briscoe (14)
QB	Bob Griese (13)
RB	Mercury Morris (11)
FB	Larry Csonka (14)

### DEFENSE

LDE	Vern Den Herder (14)
LDT	Manny Fernandez (13)
RDT	Bob Heinz (13)
RDE	Bill Stanfill (13)
LLB	Doug Swift (14)
MLB	Nick Buoniconti (13)
RLB	Mike Kolen (13)
LCB	Tim Foley (10)
RCB	Curtis Johnson (13)
SS	Jake Scott (13)
FS	Dick Anderson (12)

**boldface** indicates Pro Bowl performer  
\* indicates rookie



# 1974 FINAL STATISTICS (11-3)

DATE	OPPONENT	SCORE	W/L	ATT.
9/15	at New England	24-34	L	54,913
9/22	at Buffalo	24-16	W	78,990
9/29	at San Diego	28-21	W	44,706
10/7	N.Y. JETS	21-17	W	61,527
10/13	at Washington	17-20	L	54,395
10/20	KANSAS CITY	9-3	W	67,779
10/27	BALTIMORE	17-7	W	65,868
11/3	ATLANTA	42-7	W	64,399
11/10	at New Orleans	21-0	W	73,458
11/17	BUFFALO	35-28	W	69,313
11/24	at N.Y. Jets	14-17	L	57,162
12/2	CINCINNATI	24-3	W	71,962
12/8	at Baltimore	17-16	W	34,420
12/15	NEW ENGLAND	34-27	W	56,920

TEAM STATISTICS	MIA.	OPP.
TOTAL FIRST DOWNS	272	208
By Rushing	134	83
By Passing	118	117
By Penalty	20	8
Third Down: Made/Att.	97/195	73/188
TOTAL NET YARDS	4275	3806
Average Per Game	305.4	271.9
Total Plays	884	807
Average Per Play	4.8	4.7
NET YARDS RUSHING	2191	1624
Average Per Game	156.5	116.0
Total Rushes	570	404
NET YARDS PASSING	2084	2182
Average Per Game	148.9	155.9
Tackled/Yards Lost	31/229	31/270
Gross Yards	2313	2452
Attempts/Completions	283/171	372/200
Completion Percentage	60.4	53.8
Had Intercepted	18	16
PUNTS/AVERAGE	65/38.6	70/39.2
PENALTIES/YARDS	69/556	67/525
FUMBLES/BALL LOST	25/13	33/17
TOUCHDOWNS	43	25
By Rushing	25	7
By Passing	18	14
By Returns	0	4

Score By Quarters	1	2	3	4	OT	Total
DOLPHINS	42	98	76	111	0	327
OPPONENTS	31	50	57	78	0	216

RUSHING	NO.	YDS.	AVG.	LG	TD
Csonka	197	749	3.8	24	9
Malone	117	479	4.1	23	3
Kick	86	274	3.2	15	1
Nottingham	66	273	4.1	24	8
Morris	56	214	3.8	17	1
Ginn	26	99	3.8	41	2
Griese	16	66	4.1	22	1
Briscoe	1	17	17.0	17	0
N. Moore	3	16	5.3	15	0
Morrall	1	11	11.0	11	0
Strock	1	-7	-7.0	-7	0
DOLPHINS	570	2191	3.8	41	25
OPPONENTS	404	1624	4.0	56	7

RECEIVING	NO.	YDS.	AVG.	LG	TD
N. Moore	37	605	16.4	48	2
Mandich	33	374	11.3	44	6

Warfield	27	536	19.9	54	2
Twilley	24	256	11.0	21	2
Kick	18	155	8.6	19	1
Briscoe	11	132	12.0	20	1
Csonka	7	35	5.0	11	0
Baker	4	121	30.0	46	2
Nottingham	3	40	13.3	20	0
Morris	2	27	14.0	23	1
Malone	2	26	13.0	13	0
Ginn	2	3	1.5	3	0
Fleming	1	3	3.0	3	1
DOLPHINS	171	2313	13.5	54	18
OPPONENTS	200	2452	12.6	89	14

INTERCEPTIONS	NO.	YDS.	AVG.	LG	TD
Scott	8	75	9.4	30	0
Buoniconiti	2	29	14.5	16	0
Foley	2	-2	-1.0	0	0
Stuckey	1	21	21.0	21	0
Matheson	1	10	10.0	10	0
Kolen	1	3	3.0	3	0
Anderson	1	3	3.0	3	0
DOLPHINS	16	139	8.7	30	0
OPPONENTS	18	320	17.8	40	1

PUNTING	NO.	YDS.	AVG.	LG	BK
Seiple	65	2511	38.6	60	0
DOLPHINS	65	2511	38.6	60	0
OPPONENTS	70	2743	39.2	63	2

PUNT RET.	NO.	YDS.	AVG.	LG	TD
Scott	31	346	11.2	30	0
N. Moore	9	136	15.1	42	0
Anderson	3	9	3.0	6	0
Babb	2	29	14.5	20	0
Stuckey	1	0	0.0	0	0
DOLPHINS	46	520	11.3	42	0
OPPONENTS	42	265	6.3	23	0

KICKOFF RET.	NO.	YDS.	AVG.	LG	TD
N. Moore	22	587	26.7	40	0
Ginn	12	235	19.6	30	0
Malone	6	159	26.5	73	0
Matheson	5	65	13.0	25	0
Leigh	2	50	25.0	26	0
Baker	1	22	22.0	22	0
Babb	1	0	0.0	0	0
DOLPHINS	49	1118	22.8	73	0
OPPONENTS	64	1222	19.1	57	0

SCORING	Ru	Pa	Rt	PAT	FG	S	TP
Yepremian	0	0	0	43/43	8/15	0	67
Csonka	9	0	0	0	0	0	54
Nottingham	8	0	0	0	0	0	48
Mandich	0	6	0	0	0	0	36
Malone	3	0	0	0	0	0	18
Morris	1	1	0	0	0	0	12
Warfield	0	2	0	0	0	0	12
Ginn	2	0	0	0	0	0	12
N. Moore	0	2	0	0	0	0	12
Kick	1	1	0	0	0	0	12
Twilley	0	2	0	0	0	0	12
Baker	0	2	0	0	0	0	12
Fleming	0	1	0	0	0	0	6
Griese	1	0	0	0	0	0	6

Briscoe	0	1	0	0	0	0	6
Foley	0	0	0	0	0	1	2

DOLPHINS	25	18	0	43/43	8/15	1	327
OPPONENTS	7	14	4	14	24	0	216

FIELD GOALS	1-19	20-29	30-39	40-49	50+
Yepremian	0/1	4/5	3/4	1/3	0/2
DOLPHINS	0/1	4/5	3/4	1/3	0/2
OPPONENTS	0/0	7/9	2/5	5/6	0/1

SACKS	1-19	20-29	30-39	40-49	50+
Stanfill	10.0	Den Herder	7.0	Fernandez	3.0
Ball	3.0	Crowder	3.0	Matheson	3.0
Kolen	1.0	Reese	1.0		

DOLPHINS	31.0	OPPONENTS	31.0
----------	------	-----------	------

USUAL STARTERS	OFFENSE
WR	Paul Warfield (9)
LT	Bob Kuechenberg (4)
	Wayne Moore (3)
	Tony Funchess (3)
LG	Bob Kuechenberg (4)
C	Jim Langer (14)
RG	Larry Little (14)
RT	Norm Evans (14)
TE	Jim Mandich (10)
WR	*Nat Moore (6)
	Howard Twilley (4)
QB	Bob Griese (13)
RB	Jim Kick (7)
	*Benny Malone (3)
	Mercury Morris (3)
FB	Larry Csonka (11)

DEFENSE	
LDE .....	Vern Den Herder (14)
LDT .....	Manny Fernandez (12)
RDT .....	Bob Heinz (13)
RDE .....	<b>Bill Stanfill (13)</b>
LLB .....	Bob Matheson (7)
	Doug Swift (7)
MLB .....	Nick Buoniconiti (13)
RLB .....	Mike Kolen (13)
LCB .....	Tim Foley (10)
RCB .....	Curtis Johnson (12)
SS .....	<b>Dick Anderson (14)</b>
FS .....	<b>Jake Scott (14)</b>

**boldface** indicates Pro Bowl performer  
\* indicates rookie

PASSING	ATT.	COMP.	YDS.	PCT.	TD	INT.	LG	SCK/LST	RATING
Griese	253	152	1968	60.1	16	15	54	27/202	80.9
Morrall	27	17	301	63.0	2	3	46	3/16	86.1
N. Moore	1	1	31	100.0	0	0	0	0/0	118.8
Kick	1	1	13	100.0	0	0	0	0/0	118.8
Briscoe	1	0	0	0.0	0	0	0	1/11	39.6
DOLPHINS	283	171	2313	60.4	18	18	54	31/229	74.8
OPPONENTS	372	200	2452	53.8	14	16	89	31/270	69.0

# 1975 FINAL STATISTICS (10-4)

DATE	OPPONENT	SCORE	W/L	ATT.
9/22	OAKLAND	21-31	L	78,744
9/28	at New England	22-14	W	60,602
10/5	at Green Bay	31-7	W	55,270
10/12	PHILADELPHIA	24-16	W	60,127
10/19	at N.Y. Jets	43-0	W	47,191
10/26	at Buffalo	35-30	W	79,080
11/2	at Chicago	46-13	W	51,298
11/9	N.Y. JETS	27-7	W	72,896
11/16	at Houston	19-20	L	48,892
11/23	BALTIMORE	17-33	L	61,986
12/1	NEW ENGLAND	20-7	W	61,963
12/7	BUFFALO	31-21	W	74,573
12/14	at Baltimore	7-10(OT)	L	59,398
12/20	DENVER	14-13	W	43,064

TEAM STATISTICS	MIA.	OPP.
TOTAL FIRST DOWNS	266	224
By Rushing	136	92
By Passing	108	113
By Penalty	22	19
TOTAL NET YARDS	4509	3789
Average Per Game	322.1	270.6
Total Plays	896	858
Average Per Play	5.0	4.4
NET YARDS RUSHING	2500	1768
Average Per Game	178.6	126.3
Total Rushes	594	443
NET YARDS PASSING	2009	2021
Average Per Game	143.5	144.4
Tackled/Yards Lost	23/187	40/314
Gross Yards	2196	2335
Attempts/Completions	279/170	375/200
Completion Percentage	60.9	53.3
Had Intercepted	17	21
PUNTS/AVERAGE	65/38.6	72/40.0
PENALTIES/YARDS	74/575	82/716
FUMBLES/BALL LOST	20/9	23/9
TOUCHDOWNS	46	27
By Rushing	26	14
By Passing	19	9
By Returns	1	4

Score By Quarters	1	2	3	4	OT	Total
DOLPHINS	44	116	99	98	0	357
OPPONENTS	48	53	45	73	3	222

RUSHING	NO.	YDS.	AVG.	LG	TD
Morris	219	875	4.0	49	4
Nottingham	168	718	4.3	56	12
Bulaich	78	309	4.0	30	5
Malone	65	220	3.4	20	3
Solomon	4	87	21.8	35	0
Ginn	21	78	3.7	14	0
N. Moore	8	69	8.6	36	0
Griese	17	59	3.5	17	1
Strock	6	38	6.3	18	1
Morrall	4	33	8.3	16	0
Winfrey	3	10	3.3	5	0
Seiple	1	4	4.0	4	0
DOLPHINS	594	2500	4.2	56	26
OPPONENTS	443	1768	4.0	39	15

RECEIVING	NO.	YDS.	AVG.	LG	TD
N. Moore	40	705	17.6	79t	4
Bulaich	32	276	8.6	59t	5
Twilley	24	366	15.3	32	4
Solomon	22	339	15.4	58t	2

PASSING	ATT.	COMP.	YDS.	PCT.	TD	INT.	LG	SCK/LST	RATING
Griese	191	118	1693	61.8	14	13	79t	16/131	86.6
Strock	45	26	230	57.8	2	2	25	3/29	67.9
Morrall	43	26	273	60.5	3	2	31	4/27	82.7
DOLPHINS	279	170	2196	60.9	19	17	79t	23/187	82.9
OPPONENTS	375	200	2335	53.3	9	21	62t	40/314	57.1

Mandich	21	217	10.3	32t	4
Seiple	10	84	8.4	15	0
Nottingham	9	66	7.3	18	0
Tillman	5	60	12.0	16	0
Ginn	3	21	7.0	8	0
Malone	2	47	23.5	43	0
Morris	2	15	7.5	10	0
DOLPHINS	170	2196	12.9	79t	19
OPPONENTS	200	2335	11.7	62t	9

INTERCEPTIONS	NO.	YDS.	AVG.	LG	TD
Scott	6	60	10.0	38	0
Johnson	4	41	10.3	17	0
Babb	4	18	4.5	18	0
Matheson	3	32	10.7	22	0
Rhone	2	2	1.0	2	0
Towle	1	16	16.0	16	0
Kolen	1	14	14.0	14	0
DOLPHINS	21	183	8.7	38	0
OPPONENTS	17	214	12.6	50	1

PUNTING	NO.	YDS.	AVG.	LG	BK
Seiple	65	2506	38.6	61	0
DOLPHINS	65	2506	38.6	61	0
OPPONENTS	72	2880	40.0	57	1

PUNT RET.	NO.	YDS.	AVG.	LG	TD
Solomon	26	320	12.3	50t	1
N. Moore	8	80	10.0	29	0
Babb	7	95	13.6	46	0
Scott	1	10	10.0	10	0
Ginn	1	4	4.0	4	0
DOLPHINS	43	509	11.8	50t	1
OPPONENTS	34	373	11.0	83t	1

KICKOFF RET.	NO.	YDS.	AVG.	LG	TD
Solomon	17	348	20.5	31	0
N. Moore	9	243	27.0	42	0
Ginn	9	235	26.1	39	0
Nottingham	3	80	26.7	27	0
Winfrey	1	25	25.0	25	0
Malone	1	18	18.0	18	0
DOLPHINS	40	949	23.7	42	0
OPPONENTS	65	1549	23.8	102t	1

SCORING	Ru	Pa	Rt	PAT	FG	S	P	TP
Yepremian	0	0	0	40/46	13/16	0	0	79
Nottingham	12	0	0	0	0	0	0	72
Bulaich	5	5	0	0	0	0	0	60
Mandich	0	4	0	0	0	0	0	24
N. Moore	0	4	0	0	0	0	0	24
Morris	4	0	0	0	0	0	0	24
Twilley	0	4	0	0	0	0	0	24
Malone	3	0	0	0	0	0	0	18
Solomon	0	2	1	0	0	0	0	18
Griese	1	0	0	0	0	0	0	6
Strock	1	0	0	0	0	0	0	6
Reese	0	0	0	0	0	1	2	22
DOLPHINS	26	19	1	40/46	13/16	1	357	
OPPONENTS	15	9	3	25/27	11/21	1	222	

FIELD GOALS	1-19	20-29	30-39	40-49	50+
Yepremian	1/1	5/5	6/7	1/2	0/1
DOLPHINS	1/1	5/5	6/7	1/2	0/1
OPPONENTS	0/0	3/5	4/6	4/10	0/0

SACKS
Den Herder 11.0, Crowder 7.5, Reese 7.5, Stanfill 6.5, Matheson 2.0, Andrews 1.5, Johnson 1.0, Kolen 1.0, Rhone 1.0, Swift 1.0.
<b>DOLPHINS 40.0, OPPONENTS 23.0</b>

USUAL STARTERS
OFFENSE
WR ..... Howard Twilley (8)
LT ..... *Freddie Solomon (5)
LG ..... Wayne Moore (14)
C ..... <b>Bob Kuechenberg (14)</b>
RG ..... <b>Jim Langer (14)</b>
RT ..... Larry Little (14)
TE ..... Norm Evans (13)
TE ..... Andre Tillman (8)
WR ..... Jim Mandich (6)
WR ..... Nat Moore (14)
QB ..... Bob Griese (10)
RB ..... Mercury Morris (14)
FB ..... Don Nottingham (13)

DEFENSE
LDE ..... Vern Den Herder (14)
LDT ..... Randy Crowder (11)
RDT ..... Don Reese (11)
RDE ..... Bill Stanfill (8)
*Steve Towle (4)
LLB ..... Doug Swift (13)
MLB ..... Mike Kolen (9)
RLB ..... Bob Matheson (13)
LCB ..... Tim Foley (9)
RCB ..... Curtis Johnson (14)
SS ..... Charlie Babb (14)
FS ..... <b>Jake Scott (14)</b>

**boldface** indicates Pro Bowl performer  
\* indicates rookie

# 1976 FINAL STATISTICS (6-8)

DATE	OPPONENT	SCORE	W/L	ATT.
9/13	at Buffalo	30-21	W	77,683
9/19	at New England	14-30	L	46,053
9/26	N.Y. JETS	16-0	W	49,754
10/3	LOS ANGELES	28-31	L	60,753
10/10	at Baltimore	14-28	L	58,832
10/17	KANSAS CITY	17-20(OT)	L	43,325
10/24	at Tampa Bay	23-20	W	59,155
10/31	NEW ENGLAND	10-3	W	52,863
11/7	at N.Y. Jets	27-7	W	53,344
11/14	at Pittsburgh	3-14	L	48,945
11/22	BALTIMORE	16-17	L	62,104
11/28	at Cleveland	13-17	L	74,715
12/5	BUFFALO	45-27	W	43,475
12/11	MINNESOTA	7-29	L	46,543

TEAM STATISTICS	MIA.	OPP.
TOTAL FIRST DOWNS	267	268
By Rushing	122	125
By Passing	125	131
By Penalty	20	12
TOTAL NET YARDS	4386	5081
Average Per Game	313.3	362.9
Total Plays	874	892
Average Per Play	5.0	5.7
NET YARDS RUSHING	2118	2411
Average Per Game	151.3	172.2
Total Rushes	491	525
NET YARDS PASSING	2268	2670
Average Per Game	162.0	190.7
Tackled/Yards Lost	37/336	20/193
Gross Yards	2604	2863
Attempts/Completions	346/193	347/195
Completion Percentage	55.8	56.2
Had Intercepted	15	11
PUNTS/AVERAGE	62/38.2	63/41.1
PENALTIES/YARDS	70/582	94/716
FUMBLES/BALL LOST	14/8	31/18
TOUCHDOWNS	31	34
By Rushing	15	14
By Passing	15	20
By Returns	1	0

Score By Quarters	1	2	3	4	OT	Total
DOLPHINS	27	98	64	74	0	263
OPPONENTS	31	93	62	75	3	264

RUSHING	NO.	YDS.	AVG.	LG	TD
Malone	186	797	4.3	31	4
Bulaich	122	540	4.4	35	4
Winfrey	52	205	3.9	13	1
Nottingham	63	185	2.9	13	3
Griese	23	108	4.7	26	0
Davis	31	160	5.2	57	1
N. Moore	4	36	9.0	21	0
Seiple	3	14	4.7	7	0
Solomon	4	60	15.0	59	1
Strock	2	13	6.5	11	1
Heath	1	0	0.0	0	0
DOLPHINS	491	2118	4.3	59	15
OPPONENTS	525	2411	4.6	75	14

RECEIVING	NO.	YDS.	AVG.	LG	TD
N. Moore	33	625	18.9	67	4
Bulaich	28	151	5.4	25	0
Solomon	27	453	16.8	53	2

PASSING	ATT.	COMP.	YDS.	PCT.	TD	INT.
Griese	272	162	2097	59.6	11	12
Strock	47	21	359	44.7	3	2
Morrall	26	10	148	38.5	1	1
Solomon	1	0	0	0.0	0	0
DOLPHINS	346	193	2604	55.8	15	15
OPPONENTS	347	195	2863	56.2	20	11

Harris	22	372	16.9	44	1
Mandich	22	260	11.8	31	4
Twilley	14	214	15.3	39	1
Tillman	13	130	10.0	16	1
Seiple	10	138	13.8	25	1
Malone	9	103	11.4	36	0
Winfrey	6	55	9.2	16	1
Nottingham	4	33	8.3	29	0
Davis	2	8	4.0	6	0
McCreary	2	51	25.5	30	0
Holmes	1	11	11.0	11	0

DOLPHINS	193	2604	13.5	67	15
OPPONENTS	195	2863	14.7	64	20

INTERCEPTIONS	NO.	YDS.	AVG.	LG	TD
Ellis	2	40	20.0	40	0
Matheson	2	34	17.0	34	0
Babb	2	20	10.0	20	0
White	2	4	2.0	4	0
Anderson	1	32	32.0	32	0
Johnson	1	14	14.0	14	0
Salter	1	0	0.0	0	0
DOLPHINS	11	144	13.1	40	0
OPPONENTS	15	128	8.5	33	0

PUNTING	NO.	YDS.	AVG.	LG	BK
Seiple	62	2366	38.2	56	0
DOLPHINS	62	2366	38.2	56	0
OPPONENTS	63	2593	41.2	56	0

PUNT RET.	NO.	YDS.	AVG.	LG	TD
Solomon	13	205	15.8	79	1
Ellis	9	79	8.7	16	0
Harris	8	72	9.0	23	0
Babb	3	38	12.7	25	0
Anderson	2	21	10.5	11	0
DOLPHINS	35	415	11.9	79	1
OPPONENTS	34	272	8.0	28	0

KICKOFF RET.	NO.	YDS.	AVG.	LG	TD
Davis	26	617	23.7	47	0
Harris	17	559	32.9	69	0
Nottingham	6	107	17.8	21	0
N. Moore	2	28	14.0	28	0
Winfrey	2	24	12.0	13	0
Solomon	1	12	12.0	12	0
Tillman	1	0	0.0	0	0
DOLPHINS	55	1347	24.5	69	0
OPPONENTS	57	1231	21.6	79	0

SCORING	Ru	Pa	Rt	PAT	FG	S	TP
Yepremian	0	0	0	29/31	16/23	0	77
Bulaich	4	0	0	0	0	0	24
Malone	4	0	0	0	0	0	24
Mandich	0	4	0	0	0	0	24
N. Moore	0	4	0	0	0	0	24
Solomon	1	2	1	0	0	0	24
Nottingham	3	0	0	0	0	0	18
Winfrey	1	1	0	0	0	0	12
Davis	1	0	0	0	0	0	6
Harris	0	1	0	0	0	0	6
Seiple	0	1	0	0	0	0	6
Strock	1	0	0	0	0	0	6
Tillman	0	1	0	0	0	0	6
Twilley	0	1	0	0	0	0	6
DOLPHINS	15	15	1	29/31	16/23	0	263
OPPONENTS	14	20	0	30/34	10/21	0	264

FIELD GOALS	1-19	20-29	30-39	40-49	50+
Yepremian	0/0	9/10	2/4	4/8	1/1
DOLPHINS	0/0	9/10	2/4	4/8	1/1
OPPONENTS	2/2	4/8	2/5	2/6	0/0

SACKS
Reese 4.0, Stanfill 4.0, Den Herder 3.0, Andrews 2.0, Crowder 2.0, Buoniconti 1.0, Heinz 1.0, Matheson 1.0, Towle 1.0, Babb 0.5, Gordon 0.5.

DOLPHINS 20.0, OPPONENTS 37.0
-------------------------------

USUAL STARTERS
OFFENSE
WR ..... Nat Moore (9)
LT ..... Wayne Moore (14)
LG ..... Bob Kuechenberg (10)
C ..... <b>Jim Langer (14)</b>
RG ..... Larry Little (10)
RT ..... Darryl Carlton (8)
TE ..... Larry Little (4)
WR ..... Andre Tillman (14)
WR ..... Freddie Solomon (7)
QB ..... Howard Twilley (6)
QB ..... Bob Griese (13)
RB ..... Benny Malone (12)
FB ..... Don Nottingham (8)
FB ..... Norm Bulaich (6)

DEFENSE
LDE ..... Vern Den Herder (14)
LDT ..... Randy Crowder (14)
RDT ..... Don Reese (6)
DB ..... Bob Heinz (4)
RDE ..... John Andrews (4)
DB ..... Don Reese (3)
LB ..... Bill Stanfill (3)
LLB ..... *Larry Gordon (14)
MLB ..... Steve Towle (12)
RLB ..... Bob Matheson (11)
LCB ..... Jerris White (14)
RCB ..... Curtis Johnson (9)
SS ..... Charlie Babb (14)
FS ..... Barry Hill (6)
FS ..... Bryant Salter (6)

**boldface** indicates Pro Bowl performer  
\* indicates rookie



# 1977 FINAL STATISTICS (10-4)

DATE	OPPONENT	SCORE	W/L	ATT.
9/18	at Buffalo	13-0	W	76,097
9/25	at San Francisco	19-15	W	40,503
10/2	HOUSTON	27-7	W	49,619
10/9	at Baltimore	28-45	L	57,005
10/16	N.Y. JETS	21-17	W	43,446
10/23	SEATTLE	31-13	W	29,858
10/30	SAN DIEGO	13-14	L	40,670
11/6	at N.Y. Jets	14-10	W	51,582
11/13	NEW ENGLAND	17-5	W	67,502
11/20	at Cincinnati	17-23	L	46,733
11/24	at St. Louis	55-14	W	50,269
11/5	BALTIMORE	17-6	W	68,977
11/11	at New England	10-14	L	61,064
11/17	BUFFALO	31-14	W	39,626

TEAM STATISTICS	MIA.	OPP.
TOTAL FIRST DOWNS	267	227
By Rushing	143	101
By Passing	107	117
By Penalty	17	9
Third Down: Made/Att.	78/172	88/199
TOTAL NET YARDS	4327	3982
Average Per Game	309.1	284.4
Total Plays	866	901
Average Per Play	5.0	4.4
NET YARDS RUSHING	2366	1749
Average Per Game	169.0	124.9
Total Rushes	519	467
NET YARDS PASSING	1961	2233
Average Per Game	140.1	159.5
Tackled/Yards Lost	36/303	20/160
Gross Yards	2264	2393
Attempts/Completions	311/182	414/226
Completion Percentage	58.5	54.6
Had Intercepted	14	15
PUNTS/AVERAGE	58/36.9	67/38.5
PENALTIES/YARDS	59/432	82/644
FUMBLES/BALL LOST	22/13	37/18
TOUCHDOWNS	41	23
By Rushing	18	12
By Passing	22	10
By Returns	1	1

Score By Quarters	1	2	3	4	OT	Total
DOLPHINS	86	113	60	54	0	313
OPPONENTS	52	48	33	64	0	197

RUSHING	NO.	YDS.	AVG.	LG	TD
Malone	129	615	4.8	66†	5
Davis	126	533	4.2	60†	2
L. Harris	91	417	4.6	77†	4
Bulaich	91	416	4.6	29	4
Nottingham	44	214	4.9	13	2
Moore	14	89	6.4	24	1
Solomon	6	43	7.2	14	0
Griese	16	30	1.9	13	0
T. Anderson	1	11	11.0	11	0
Michel	1	-2	-2.0	-2	0
DOLPHINS	519	2366	4.6	77†	18
OPPONENTS	467	1749	3.7	64†	12

RECEIVING	NO.	YDS.	AVG.	LG	TD
Moore	52	765	14.7	73†	12
D. Harris	34	601	17.7	47	5
Bulaich	25	180	7.2	14	0
Tillman	17	169	10.0	37†	2
Davis	14	151	10.8	32	1
Solomon	12	181	15.1	54†	1

PASSING	ATT.	COMP.	YDS.	PCT.	TD	INT.	LG	SCK/LST	RATING
Griese	307	180	2252	58.6	22	13	73†	36/303	87.7
Strock	4	2	12	50.0	0	1	9	0/0	16.7
DOLPHINS	311	182	2264	58.5	22	14	73†	36/303	86.1
OPPONENTS	414	226	2393	54.6	10	15	47	20/160	64.6

Nottingham	8	58	7.3	16	0
L. Harris	7	29	4.1	11	0
Mandich	6	63	10.5	15	0
Malone	4	58	14.5	35	0
McCreary	2	10	5.0	9	1
Seiple	1	-1	-1.0	-1	0
DOLPHINS	182	2264	12.4	73†	22
OPPONENTS	226	2393	10.6	47	10

INTERCEPTIONS	NO.	YDS.	AVG.	LG	TD
Johnson	4	35	8.8	19	0
Thomas	3	23	7.7	23	0
Foley	3	17	5.7	17	0
Gordon	1	27	27.0	27	0
Babb	1	15	15.0	15	0
Matheson	1	7	7.0	7	0
Roberson	1	0	0.0	0	0
Volk	1	0	0.0	0	0
DOLPHINS	15	124	8.3	27	0
OPPONENTS	14	238	17.0	34	0

PUNTING	NO.	YDS.	AVG.	LG	BK
Michel	35	1338	38.2	61	0
Seiple	22	801	36.4	54	1
DOLPHINS	58	2139	36.9	61	1
OPPONENTS	67	2581	38.5	60	0

PUNT RET.	NO.	YDS.	AVG.	LG	TD
Solomon	32	285	8.9	39	0
D. Anderson	4	3	0.7	3	0
Babb	2	10	5.0	7	0
Davis	1	11	11.0	11	0
T. Anderson	1	6	6.0	6	0
DOLPHINS	40	315	7.9	39	0
OPPONENTS	29	267	9.2	49	0

KICKOFF RET.	NO.	YDS.	AVG.	LG	TD
Davis	14	414	29.6	73	0
Solomon	10	273	27.3	90†	1
T. Anderson	7	167	23.9	40	0
D. Harris	4	91	22.8	31	0
Nottingham	2	36	18.0	18	0
McCreary	1	30	30.0	30	0
DOLPHINS	38	1011	26.6	90†	1
OPPONENTS	59	1281	21.7	32	0

SCORING	Ru	Pa	Rt	PAT	FG	S	TP
Moore	1	12	0	0	0	0	78
Yepremian	0	0	0	37/41	10/22	0	67
D. Harris	0	5	0	0	0	0	30
Malone	5	0	0	0	0	0	30
Bulaich	4	0	0	0	0	0	24
L. Harris	4	0	0	0	0	0	24
Davis	2	1	0	0	0	0	18
Nottingham	2	0	0	0	0	0	12
Solomon	0	1	1	0	0	0	12
Tillman	0	2	0	0	0	0	12
McCreary	0	1	0	0	0	0	6
Michel	0	0	0	0/1	0	0	0
DOLPHINS	18	22	1	37/42	10/22	0	313
OPPONENTS	12	10	1	21/23	12/20	0	197

FIELD GOALS	1-19	20-29	30-39	40-49	50+
Yepremian	0/0	3/4	5/7	2/9	0/2
DOLPHINS	0/0	3/4	5/7	2/9	0/2
OPPONENTS	1/1	2/2	4/5	5/10	0/2

## SACKS

Duhe 7.0, Baumhower 4.0, Bokamper 2.5, Gordon 2.0, Matheson 2.0, Den Herder 1.5, Babb 1.0.
--

DOLPHINS 20.0, OPPONENTS 36.0

## USUAL STARTERS

### OFFENSE

WR	Nat Moore (14)
LT	Wayne Moore (14)
LG	Bob Kuechenberg (12)
C	Jim Langer (14)
RG	Larry Little (13)
RT	Mike Current (14)
TE	Andre Tillman (14)
WR	Freddie Solomon (6)
	Duriel Harris (4)
	Lloyd McCreary (4)
QB	Bob Griese (14)
RB	Benny Malone (8)
	Gary Davis (6)
FB	Norm Bulaich (7)
	*Leroy Harris (5)

### DEFENSE

LDE	Vern Den Herder (11)
NT	*Bob Baumhower (14)
RDE	*A.J. Duhe (14)
LOLB	Kim Bokamper (14)
LILB	Steve Towle (7)
	Mike Kolen (4)
RILB	Bob Matheson (8)
	Steve Towle (5)
ROLB	Larry Gordon (14)
LCB	Norris Thomas (10)
RCB	Curtis Johnson (14)
SS	Tim Foley (10)
FS	Vern Roberson (9)
	Charlie Babb (4)

**boldface** indicates Pro Bowl performer  
\* indicates rookie

# 1978 FINAL STATISTICS (11-5)

DATE	OPPONENT	SCORE	W/L	ATT.
9/3	at N.Y. Jets	20-33	L	49,598
9/10	at Baltimore	42-0	W	46,426
9/17	BUFFALO	31-24	W	48,373
9/24	at Philadelphia	3-17	L	62,998
10/1	ST. LOUIS	24-10	W	43,882
10/9	CINCINNATI	21-0	W	54,729
10/15	at San Diego	28-21	W	50,637
10/22	at New England	24-33	L	60,424
10/29	BALTIMORE	26-8	W	53,524
11/5	DALLAS	23-16	W	70,414
11/12	at Buffalo	25-24	W	48,623
11/20	at Houston	30-35	L	50,290
11/26	N.Y. JETS	13-24	L	49,255
12/3	at Washington	16-0	W	52,860
12/10	OAKLAND	23-6	W	73,003
12/18	NEW ENGLAND	23-3	W	72,071

TEAM STATISTICS	MIA.	OPP.
TOTAL FIRST DOWNS	270	298
By Rushing	119	120
By Passing	135	156
By Penalty	16	22
Third Down: Made/Att.	98/215	88/205
TOTAL NET YARDS	4835	5169
Average Per Game	302.2	323.1
Total Plays	954	1021
Average Per Play	5.1	5.1
NET YARDS RUSHING	2366	2261
Average Per Game	147.9	141.3
Total Rushes	548	543
NET YARDS PASSING	2469	2908
Average Per Game	154.3	181.8
Tackled/Yards Lost	27/328	41/343
Gross Yards	2707	3251
Attempts/Completions	379/226	437/256
Completion Percentage	59.6	58.6
Had Intercepted	18	32
PUNTS/AVERAGE	81/40.3	74/37.0
PENALTIES/YARDS	74/603	99/865
FUMBLES/BALL LOST	24/12	37/21
TOUCHDOWNS	45	30
By Rushing	18	15
By Passing	24	15
By Returns	3	0

Score By Quarters	1	2	3	4	OT	Total
DOLPHINS	101	126	68	77	0	372
OPPONENTS	24	87	64	79	0	254

RUSHING	NO.	YDS.	AVG.	LG	TD
Williams	272	1258	4.6	58	8
L. Harris	123	512	4.2	51	2
Davis	62	313	5.0	65	3
Bulaich	40	196	4.9	63	2
Braxton	20	48	2.4	15	2
Strock	10	23	2.3	12	0
Malone	6	18	3.0	7	1
Griese	9	10	1.1	9	0
Benjamin	1	-2	-2.0	-2	0
Moore	4	-3	-0.8	3	0
Roberts	1	-7	-7.0	-7	0

DOLPHINS	548	2366	4.3	65	18
OPPONENTS	543	2261	4.2	61	15

RECEIVING	NO.	YDS.	AVG.	LG	TD
Moore	48	645	13.5	47	10

D. Harris	45	654	14.5	63	3
Tillman	31	398	12.8	33	3
L. Harris	25	211	8.4	57	0
Davis	24	218	9.1	34	0
Williams	18	192	10.7	42	0
Bulaich	16	92	5.8	22	0
Cefalo	6	145	24.2	43	3
Braxton	4	47	11.8	19	0
Hardy	4	32	8.0	15	2
McCreary	3	27	9.0	12	2
Rather	1	39	39.0	39	0
Den Herder	1	7	7.0	7	1
DOLPHINS	226	2707	12.0	63	24
OPPONENTS	256	3251	12.7	92	15

INTERCEPTIONS	NO.	YDS.	AVG.	LG	TD
Foley	6	12	2.0	8	0
Small	4	157	39.3	46	1
Volk	4	42	10.5	24	0
Babb	3	61	20.3	36	0
Gordon	3	35	11.7	22	0
Johnson	3	-2	-0.7	0	0
Thomas	2	63	31.5	53	1
Rhone	2	4	2.0	4	0
Chambers	1	49	49.0	49	0
Cornelius	1	21	21.0	21	0
Towle	1	14	14.0	14	0
Bokamper	1	2	2.0	2	0
Baumhower	1	0	0.0	0	0
DOLPHINS	32	458	14.3	53	2
OPPONENTS	18	224	12.4	33	0

PUNTING	NO.	YDS.	AVG.	LG	BK
Roberts	81	3263	40.3	59	0
DOLPHINS	81	3263	40.3	59	0
OPPONENTS	74	2741	37.0	58	2

PUNT RET.	NO.	YDS.	AVG.	LG	TD
Cefalo	28	232	8.3	26	0
Babb	9	57	6.3	14	0
Davis	2	36	18.0	25	0
Moore	1	11	11.0	11	0
Cornelius	1	5	5.0	5	0
DOLPHINS	41	341	8.3	26	0
OPPONENTS	42	303	7.2	34	0

KICKOFF RET.	NO.	YDS.	AVG.	LG	TD
D. Harris	29	657	22.7	53	0
Davis	13	251	19.3	27	0
Anderson	7	157	22.4	31	0
Cefalo	2	40	20.0	21	0
Hardy	2	27	13.5	15	0
DOLPHINS	53	1132	21.4	53	0
OPPONENTS	70	1459	20.8	39	0

SCORING	Ru	Pa	Rt	PAT	FG	S	TP
Yepremian	0	0	0	41/45	19/23	0	98
Moore	0	10	0	0	0	0	60
Williams	8	0	0	0	0	0	48
Cefalo	0	3	0	0	0	0	18
Davis	3	0	0	0	0	0	18
D. Harris	0	3	0	0	0	0	18
Tillman	0	3	0	0	0	0	18
Braxton	2	0	0	0	0	0	12
Bulaich	2	0	0	0	0	0	12
Hardy	0	2	0	0	0	0	12

Harris	2	0	0	0	0	0	12
McCreary	0	2	0	0	0	0	12
Baumhower	0	0	1	0	0	0	6
Den Herder	0	1	0	0	0	0	6
Malone	1	0	0	0	0	0	6
Small	0	0	1	0	0	0	6
Thomas	0	0	1	0	0	0	6
Bokamper	0	0	0	0	0	1	2
DuHe	0	0	0	0	0	1	2

DOLPHINS	18	24	3	41/45	19/23	2	372
OPPONENTS	15	15	0	28/30	14/21	1	254

FIELD GOALS	1-19	20-29	30-39	40-49	50+
Yepremian	0/0	4/5	10/11	5/7	0/0
DOLPHINS	0/0	4/5	10/11	5/7	0/0
OPPONENTS	1/1	4/6	6/8	3/6	0/0

SACKS	
Den Herder 9.0, Bokamper 8.0, Duhe 8.0,	
Gordon 4.5, Betters 4.0, Chambers 1.5,	
Baumhower 1.5, Matheson 1.5, Babb 1.0,	
Barisich 1.0, Simpson 1.0.	

DOLPHINS 41.0, OPPONENTS 27.0

USUAL STARTERS	
OFFENSE	
WR	DuHe Harris (15)
LT	Wayne Moore (9)
LG	Bob Kuechenberg (7)
	Bob Kuechenberg (8)
	Ed Newman (8)
C	Jim Langer (16)
RG	Larry Little (15)
RT	Mike Current (15)
TE	Andre Tillman (16)
WR	Nat Moore (15)
QB	Bob Griese (9)
	Don Strock (7)
RB	Delvin Williams (15)
FB	Leroy Harris (11)

DEFENSE	
LDE	Vern Den Herder (16)
NT	Bob Baumhower (16)
RDE	A.J. DuHe (10)
LOLB	Kim Bokamper (16)
LILB	Steve Towle (13)
RILB	Rusty Chambers (15)
ROLB	Larry Gordon (15)
LCB	Norris Thomas (16)
RCB	Curtis Johnson (12)
SS	Tim Foley (16)
FS	Rick Volk (13)

boldface indicates Pro Bowl performer  
\* indicates rookie

PASSING	ATT.	COMP.	YDS.	PCT.	TD	INT.	LG	SCK/LST	RATING
Griese	235	148	1791	63.0	11	11	63	18/165	82.4
Strock	135	72	825	53.3	12	6	57	9/73	83.3
Benjamin	8	6	91	75.0	1	1	43	0/0	112.0
Williams	1	0	0	0.0	0	0	0	0/0	39.6
DOLPHINS	379	226	2707	59.6	24	18	63	27/238	82.9
OPPONENTS	437	256	3251	58.6	15	32	92	41/343	62.8

# 1979 FINAL STATISTICS (10-6)

DATE	OPPONENT	SCORE	W/L	ATT.
9/2	at Buffalo	9-7	W	69,441
9/9	SEATTLE	19-10	W	56,233
9/16	at Minnesota	27-12	W	44,187
9/23	CHICAGO	31-16	W	66,011
9/30	at N.Y. Jets	27-33	L	51,496
10/8	at Oakland	3-13	L	52,419
10/14	BUFFALO	17-7	W	45,597
10/21	at New England	13-28	L	61,096
10/28	GREEN BAY	27-7	W	47,741
11/5	HOUSTON	6-9	L	70,273
11/11	BALTIMORE	19-0	W	50,193
11/18	at Cleveland	24-30(OT)	L	80,374
11/25	at Baltimore	28-24	W	36,016
11/29	NEW ENGLAND	39-24	W	69,174
12/9	at Detroit	28-10	W	78,087
12/15	N.Y. JETS	24-27	L	49,915

TEAM STATISTICS	MIA.	OPP.
TOTAL FIRST DOWNS .....	297	238
By Rushing .....	126	87
By Passing .....	140	135
By Penalty .....	31	16
Third Down: Made/Att. ....	99/205	96/213
TOTAL NET YARDS .....	4950	4439
Average Per Game .....	309.4	277.4
Total Plays .....	1006	938
Average Per Play .....	4.9	4.7
NET YARDS RUSHING .....	2187	1702
Average Per Game .....	136.7	106.4
Total Rushes .....	561	484
NET YARDS PASSING .....	2763	2737
Average Per Game .....	172.7	171.1
Tackled/Yards Lost .....	29/255	36/314
Gross Yards .....	3018	3051
Attempts/Completions .....	416/235	418/230
Completion Percentage .....	56.5	55.0
Had Intercepted .....	22	23
PUNTS/AVERAGE .....	71/39.5	77/37.9
PENALTIES/YARDS .....	79/651	107/834
FUMBLES/BALL LOST .....	27/15	29/15
TOUCHDOWNS .....	40	31
By Rushing .....	19	9
By Passing .....	20	17
By Returns .....	1	5

Score By Quarters	1	2	3	4	OT	Total
DOLPHINS .....	71	75	80	115	0	341
OPPONENTS .....	24	71	87	69	6	257

RUSHING	NO.	YDS.	AVG.	LG	TD
Csonka .....	220	837	3.8	22	12
Williams .....	184	703	3.8	39	3
Davis .....	98	383	3.9	42	1
Nathan .....	16	68	4.2	18	0
Torrey .....	13	61	4.7	17	1
Bulaich .....	9	37	4.1	9	2
Griese .....	11	30	2.7	18	0
Moore .....	3	22	7.3	18	0
Harris .....	1	20	20.0	20	0
Howell .....	3	8	2.7	5	0
DOLPHINS ....	561	2187	3.9	42	19
OPPONENTS .....	484	1702	3.5	30	9

RECEIVING	NO.	YDS.	AVG.	LG	TD
Moore .....	48	840	17.5	53	6

Harris .....	42	798	19.0	51	3
Davis .....	34	215	6.3	18	0
Hardy .....	30	386	12.8	28	3
Williams .....	21	175	8.3	38	1
Nathan .....	17	213	12.5	35	2
Csonka .....	16	75	4.7	18	1
Cefalo .....	12	223	18.6	30	3
Bulaich .....	8	53	6.6	13	1
Howell .....	3	23	7.7	11	0
Lee .....	2	14	7.0	10	0
Torrey .....	2	3	1.5	8	0

DOLPHINS ....	235	3018	12.8	53	20
OPPONENTS .....	230	3051	13.3	78t	17

INTERCEPTIONS	NO.	YDS.	AVG.	LG	TD
Colzie .....	5	86	17.2	56	0
Small .....	5	74	14.8	40	0
Gordon .....	2	33	16.5	33	0
Thomas .....	2	29	14.5	24	0
Rhone .....	2	17	8.5	10	0
Foley .....	2	8	4.0	8	0
Matheson .....	1	28	28.0	28	0
Chambers .....	1	4	4.0	4	0
Babb .....	1	3	3.0	3	0
Bokamper .....	1	3	3.0	3	0
Towle .....	1	0	0.0	0	0

DOLPHINS ....	23	285	12.4	56	0
OPPONENTS .....	22	382	17.4	58t	3

PUNTING	NO.	YDS.	AVG.	LG	BK
Roberts .....	69	2772	40.2	68	1
von Schamann .....	1	31	31.0	31	0

DOLPHINS ....	71	2803	39.5	68	1
OPPONENTS .....	77	2919	37.9	60	0

PUNT RET.	NO.	YDS.	AVG.	LG	TD
Nathan .....	28	306	10.9	86t	1
Kozlowski .....	3	21	7.0	11	0
Cefalo .....	2	10	5.0	10	0
Babb .....	1	0	0.0	0	0

DOLPHINS ....	34	337	9.9	86t	1
OPPONENTS .....	25	131	5.2	34	0

KICKOFF RET.	NO.	YDS.	AVG.	LG	TD
Nathan .....	45	1016	22.6	43	0
Kozlowski .....	4	85	21.2	22	0
Davis .....	2	27	13.5	16	0
Bessillieu .....	0	20	-	20	0
DOLPHINS ....	51	1148	22.5	43	0
OPPONENTS .....	69	1518	22.0	55	0

SCORING	Ru	Pa	Rt	PAT	FG	S	TP
von Schamann .....	0	0	0	36/40	21/29	0	99
Csonka .....	12	1	0	0	0	0	78
Moore .....	0	6	0	0	0	0	36
Williams .....	3	1	0	0	0	0	24
Cefalo .....	0	3	0	0	0	0	18
Hardy .....	0	3	0	0	0	0	18
Harris .....	0	3	0	0	0	0	18
Bulaich .....	2	1	0	0	0	0	18
Nathan .....	0	2	1	0	0	0	18
Davis .....	1	0	0	0	0	0	6
Torrey .....	1	0	0	0	0	0	6
Team .....	0	0	0	0	0	1	2

DOLPHINS ....	19	20	1	36/40	21/29	1	341
OPPONENTS .....	9	17	5	26/30	15/26	0	257

FIELD GOALS	1-19	20-29	30-39	40-49	50+
von Schamann .....	0/0	8/8	9/14	2/4	2/3
DOLPHINS .....	0/0	8/8	9/14	2/4	2/3
OPPONENTS .....	0/0	2/3	7/9	6/14	0/0

SACKS	
Den Herder 9.0, Betters 8.0, Baumhower 6.5, Bokamper 4.5, Gordon 3.0, Duhe 2.0, Barisch 1.5, Thomas 1.0, Towle 0.5.	
DOLPHINS 36.0, OPPONENTS 29.0	

USUAL STARTERS	
OFFENSE	
WR .....	Daniel Harris (14)
LT .....	Bob Kuechenberg (16)
LG .....	Ed Newman (16)
C .....	Jim Langer (9)
	Mark Dennard (7)
RG .....	Larry Little (14)
RT .....	Mike Current (16)
TE .....	Bruce Hardy (14)
WR .....	Nat Moore (14)
QB .....	Bob Griese (12)
RB .....	Delvin Williams (13)
FB .....	Larry Csonka (16)

DEFENSE	
LDE .....	Vern Den Herder (16)
NT .....	Bob Baumhower (16)
RDE .....	Doug Betters (14)
LOLB .....	Kim Bokamper (13)
LILB .....	Steve Towle (16)
RILB .....	Rusty Chambers (14)
ROLB .....	Larry Gordon (16)
LCB .....	Norris Thomas (16)
RCB .....	Gerald Small (16)
SS .....	Tim Foley (15)
FS .....	Neal Colzie (16)

**boldface** indicates Pro Bowl performer  
\* indicates rookie

PASSING	ATT.	COMP.	YDS.	PCT.	TD	INT.	LG	SCK/LST	RATING
Griese .....	310	176	2160	56.8	14	16	51	26/221	72.0
Strock .....	100	56	830	56.0	6	6	53	2/22	78.3
Benjamin .....	4	3	28	75.0	0	0	17	1/10	93.8
Hardy .....	1	0	0	0.0	0	0	0	0/0	39.6
Williams .....	1	0	0	0.0	0	0	0	0/0	39.6
DOLPHINS .....	416	235	3018	56.5	20	22	53	29/255	73.3
OPPONENTS .....	418	230	3051	55.0	17	23	78t	36/314	69.0



# 1980 FINAL STATISTICS (8-8)

DATE	OPPONENT	SCORE	W/L	ATT.
9/7	at Buffalo	7-17	L	79,598
9/14	CINCINNATI	17-16	W	38,322
9/21	at Atlanta	20-17	W	55,479
9/28	NEW ORLEANS	21-16	W	40,946
10/5	BALTIMORE	17-30	L	50,631
10/12	at New England	0-34	L	60,377
10/19	BUFFALO	17-14	W	41,636
10/27	at N.Y. Jets	14-17	L	53,046
11/2	at Oakland	10-16	L	46,378
11/9	at Los Angeles	35-14	W	62,198
11/16	SAN FRANCISCO	17-13	W	45,135
11/20	SAN DIEGO	24-27(OT)	L	63,013
11/30	at Pittsburgh	10-23	L	51,384
12/8	NEW ENGLAND	16-13(OT)	W	63,292
12/14	at Baltimore	24-14	W	30,564
12/20	N.Y. JETS	17-24	L	41,854

TEAM STATISTICS	MIA.	OPP.
TOTAL FIRST DOWNS	284	309
By Rushing	107	107
By Passing	149	185
By Penalty	28	17
Third Down: Made/Att.	90/232	115/239
TOTAL NET YARDS	4564	5224
Average Per Game	285.3	326.5
Total Plays	1015	1062
Average Per Play	4.5	4.9
NET YARDS RUSHING	1876	2018
Average Per Game	117.3	126.1
Total Rushes	492	530
NET YARDS PASSING	2688	3206
Average Per Game	168.0	200.4
Tackled/Yards Lost	31/265	27/233
Gross Yards	2953	3439
Attempts/Completions	492/267	505/290
Completion Percentage	54.3	57.4
Had Intercepted	26	28
PUNTS/AVERAGE	79/41.5	72/37.3
PENALTIES/YARDS	74/567	108/923
FUMBLES/BALL LOST	33/16	31/17
TOUCHDOWNS	32	36
By Rushing	9	13
By Passing	21	21
By Returns	2	2

Score By Quarters	1	2	3	4	OT	Total
DOLPHINS	47	65	37	114	3	266
OPPONENTS	54	100	65	83	3	305

RUSHING	NO.	YDS.	AVG.	LG	TD
Williams	187	671	3.6	65	2
Nathan	60	327	5.5	18	1
Robiskie	78	250	3.2	36	2
Woodley	55	214	3.9	17	3
Howell	60	206	3.4	23	1
Bennett	43	187	4.3	19	0
Giaquinto	5	16	3.2	5	0
Testerman	1	5	5.0	5	0
Moore	1	3	3.0	3	0
Griese	1	0	0.0	0	0
Strock	1	-3	-3.0	-3	0
DOLPHINS	492	1876	3.8	65	9
OPPONENTS	530	2018	3.8	53	13

RECEIVING	NO.	YDS.	AVG.	LG	TD
Nathan	57	588	10.3	61	5
Moore	47	564	12.0	33	7
Harris	33	583	17.7	54	2
Williams	31	207	6.7	19	0
Giaquinto	24	192	8.0	25	1
Hardy	19	159	8.4	19	2
Rose	13	149	11.5	50	0
Robiskie	13	60	4.6	15	0
Cefalo	11	199	18.1	52	1
Lee	7	83	11.9	41	2
Howell	5	38	7.6	13	0
Bailey	4	105	26.3	39	0
Bennett	3	26	8.7	19	1
DOLPHINS	267	2953	11.1	61	21
OPPONENTS	290	3439	11.9	61	21

INTERCEPTIONS	NO.	YDS.	AVG.	LG	TD
Small	7	46	6.6	22	0
McNeal	5	17	3.4	15	0
Bessillieu	4	13	3.3	12	0
Taylor	3	55	18.3	44	0
Rhone	3	33	11.0	12	0
Blackwood	3	0	0.0	0	0
Ortega	1	17	17.0	17	0
Gordon	1	11	11.0	11	0
Bokamper	1	6	6.0	6	0
DOLPHINS	28	198	7.1	44	0
OPPONENTS	26	386	14.8	71	1

PUNTING	NO.	YDS.	AVG.	LG	BK
Roberts	77	3279	42.6	71	2
DOLPHINS	79	3279	41.5	71	2
OPPONENTS	72	2684	37.3	69	1

PUNT RET.	NO.	YDS.	AVG.	LG	TD
Nathan	23	178	7.7	30	0
Giaquinto	7	35	5.0	15	0
Bessillieu	1	0	0.0	0	0
Blackwood	1	0	0.0	0	0
DOLPHINS	32	213	6.7	30	0
OPPONENTS	42	339	8.1	35	0

KICKOFF RET.	NO.	YDS.	AVG.	LG	TD
Bessillieu	40	890	22.3	87	0
Giaquinto	9	146	16.2	22	0
Nathan	5	102	20.4	31	0
Harris	5	89	17.8	22	0
Barnett	1	7	7.0	7	0
Allen	1	0	0.0	0	0
DOLPHINS	61	1234	20.2	87	0
OPPONENTS	53	1210	22.8	52	0

SCORING	Ru	Pa	Rt	PAT	FG	S	TP
von Schamann	0	0	0	32/32	14/23	0	74
Moore	0	7	0	0	0	0	42
Nathan	1	5	0	0	0	0	36
Woodley	3	0	0	0	0	0	18
Giaquinto	0	1	1	0	0	0	12
Hardy	0	2	0	0	0	0	12
Harris	0	2	0	0	0	0	12
Lee	0	2	0	0	0	0	12
Robiskie	2	0	0	0	0	0	12
Williams	2	0	0	0	0	0	12

Bennett	0	1	0	0	0	0	6
Bessillieu	0	0	1	0	0	0	6
Cefalo	0	1	0	0	0	0	6
Howell	1	0	0	0	0	0	6

DOLPHINS	9	21	2	32/32	14/23	0	266
OPPONENTS	13	21	2	33/36	18/25	1	305

FIELD GOALS	1-19	20-29	30-39	40-49	50+
von Schamann	0/0	9/10	3/5	2/5	0/3
DOLPHINS	0/0	9/10	3/5	2/5	0/3
OPPONENTS	0/0	2/2	12/14	4/8	0/1

SACKS
Bokamper 5.5, Duhe 5.5, Baumhower 4.0, Betters 4.0, Gordon 3.0, Bessillieu 2.0, Den Herder 2.0, Rhone 1.0.

USUAL STARTERS	
WR	Nat Moore (16)
LT	Jon Giesler (10)
LG	Bob Kuechenberg (13)
C	Mark Dennard (16)
RG	Ed Newman (16)
RT	Eric Laakso (16)
TE	Bruce Hardy (12)
TE	Ronnie Lee (13)
QB	*David Woodley (11)
RB	Delvin Williams (10)
FB	Steve Howell (8)
	Terry Robiskie (5)

DEFENSE	
LDE	Vern Den Herder (16)
NT	Bob Baumhower (16)
RDE	Doug Betters (16)
LOLB	Kim Bokamper (16)
LILB	Rusty Chambers (8)
	Ralph Ortega (6)
RILB	A.J. Duhe (14)
ROLB	Larry Gordon (14)
LCB	*Don McNeal (13)
RCB	Gerald Small (16)
SS	Glenn Blackwood (15)
FS	Don Bessillieu (13)

**boldface** indicates Pro Bowl performer  
\* indicates rookie

PASSING	ATT.	COMP.	YDS.	PCT.	TD	INT.	LG	SCK/LST	RATING
Woodley	327	176	1850	53.8	14	17	61	17/127	63.1
Griese	100	61	790	61.0	6	4	54	9/89	89.2
Strock	62	30	313	48.4	1	5	33	5/49	35.1
Moore	1	0	0	0.0	0	0	0	0/0	39.6
Nathan	1	0	0	0.0	0	0	0	0/0	39.6
Williams	1	0	0	0.0	0	0	0	0/0	39.6
DOLPHINS	492	267	2953	54.3	21	26	61	31/265	64.6
OPPONENTS	505	290	3439	57.4	21	28	61	27/233	69.1

# 1981 FINAL STATISTICS (11-4-1)

DATE	OPPONENT	SCORE	W/L	ATT.
9/6	at St. Louis	20-7	W	50,351
9/10	PITTSBURGH	30-10	W	74,190
9/20	at Houston	16-10	W	47,379
9/27	at Baltimore	31-28	W	41,630
10/4	N.Y. JETS	28-28(OT)	T	68,723
10/12	at Buffalo	21-31	L	78,576
10/18	WASHINGTON	13-10	W	47,367
10/25	at Dallas	27-28	L	64,221
11/1	BALTIMORE	27-10	W	46,061
11/8	at New England	30-27(OT)	W	60,436
11/15	OAKLAND	17-33	L	61,777
11/22	at N.Y. Jets	15-16	L	59,962
11/30	PHILADELPHIA	13-10	W	67,797
12/6	NEW ENGLAND	24-14	W	50,421
12/13	at Kansas City	17-7	W	57,407
12/19	BUFFALO	16-6	W	72,956

TEAM STATISTICS	MIA.	OPP.
TOTAL FIRST DOWNS	306	296
By Rushing	123	124
By Passing	157	160
By Penalty	26	12
Third Down: Made/Att.	86/225	81/214
TOTAL NET YARDS	5322	5363
Average Per Game	332.6	335.2
Total Plays	1063	1039
Average Per Play	5.0	5.2
NET YARDS RUSHING	2173	2032
Average Per Game	135.8	127.0
Total Rushes	535	492
NET YARDS PASSING	3149	3331
Average Per Game	196.8	208.2
Tackled/Yards Lost.	30/236	38/314
Gross Yards	3385	3645
Attempts/Completions	498/271	509/297
Completion Percentage	54.4	58.3
Had Intercepted	21	18
PUNTS/AVERAGE	83/40.8	87/41.0
PENALTIES/YARDS	71/541	104/886
FUMBLES/BALL LOST	26/10	30/15
TOUCHDOWNS	39	33
By Rushing	18	10
By Passing	18	23
By Returns	3	0

Score By Quarters	1	2	3	4	OT	Total
DOLPHINS	41	110	97	94	3	345
OPPONENTS	72	92	30	81	0	275

RUSHING	NO.	YDS.	AVG.	LG	TD
Nathan	147	782	5.3	46	5
Franklin	201	711	3.5	29	7
Woodley	63	272	4.3	26	4
Hill	37	146	3.9	24	1
Vigorito	35	116	3.3	30	1
Bennett	28	104	3.7	12	0
Giaquinto	3	31	10.3	20	0
Howell	5	21	4.2	9	0
Orosz	1	13	13.0	13	0
Moore	1	3	3.0	3	0
Strock	14	-26	-1.9	9	0
DOLPHINS	535	2173	4.1	46	18
OPPONENTS	492	2032	4.1	28	10

RECEIVING	NO.	YDS.	AVG.	LG	TD
Harris	53	911	17.2	55	2

PASSING	ATT.	COMP.	YDS.	PCT.	TD	INT.	LG	SCK/LST	RATING
Woodley	366	191	2470	52.2	12	13	69t	24/191	69.8
Strock	130	79	901	60.1	6	8	52	6/45	71.1
Hill	1	1	14	100.0	0	0	14	0/0	118.8
Nathan	1	0	0	0.0	0	0	0	0.0	39.6
DOLPHINS	498	271	3385	54.4	18	21	69t	30/236	70.3
OPPONENTS	509	297	3645	58.3	23	18	76t	38/314	80.2

Nathan	50	452	9.0	31	3
Vigorito	33	237	7.2	31t	2
Cefalo	29	631	21.8	69t	3
Moore	26	452	17.4	52	2
Rose	23	316	13.7	50	2
Hardy	15	174	11.6	21	0
Lee	14	64	4.6	11	1
Hill	12	73	6.1	16	1
Giaquinto	7	38	5.4	16	1
Bennett	4	22	5.5	10	0
Franklin	3	6	2.0	3t	1
Howell	2	9	4.5	5	0

DOLPHINS	271	3385	12.5	69t	18
OPPONENTS	297	3645	12.3	76t	23

INTERCEPTIONS	NO.	YDS.	AVG.	LG	TD
---------------	-----	------	------	----	----

G. Blackwood	4	124	31.0	39	0
Kozlowski	3	37	12.3	29	0
Rhone	3	35	11.7	16	0
L. Blackwood	3	12	4.0	11	0
Brudzinski	2	35	17.5	19	0
DuHe	1	11	11.0	11	0
Walker	1	0	0.0	0	0
Bessillieu	1	0	0.0	0	0

DOLPHINS	18	254	14.1	39	0
OPPONENTS	21	288	13.7	39	0

PUNTING	NO.	YDS.	AVG.	LG	BK
---------	-----	------	------	----	----

Orosz	83	3386	40.8	61	0
DOLPHINS	83	3386	40.8	61	0
OPPONENTS	87	3565	41.0	59	0

PUNT RET.	NO.	YDS.	AVG.	LG	TD
-----------	-----	------	------	----	----

Vigorito	36	379	10.5	87t	1
Walker	5	50	10.0	17	0
G. Blackwood	2	8	4.0	6	0
Bessillieu	1	12	12.0	12	0
Kozlowski	1	9	9.0	9	0

DOLPHINS	45	458	10.2	87t	1
OPPONENTS	45	286	6.4	22	0

KICKOFF RET.	NO.	YDS.	AVG.	LG	TD
--------------	-----	------	------	----	----

Walker	38	932	24.5	90t	1
Bessillieu	7	114	16.3	30	0
Vigorito	4	84	12.0	25	0
Kozlowski	1	40	40.0	40	0
Giaquinto	1	22	22.0	22	0
Harris	1	20	20.0	20	0
Hill	1	20	20.0	20	0
Rose	1	5	5.0	5	0
DOLPHINS	54	1228	22.7	90t	1
OPPONENTS	61	1218	20.0	41	0

SCORING	Ru	Pa	Rt	PAT	FG	S	TP
---------	----	----	----	-----	----	---	----

von Schumann	0	0	0	37/38	24/31	0	109
Nathan	5	3	0	0	0	0	48
Franklin	7	1	0	0	0	0	48
Woodley	4	0	0	0	0	0	24
Vigorito	1	2	1	0	0	0	24
Cefalo	0	3	0	0	0	0	18
Moore	0	2	0	0	0	0	12
Harris	0	2	0	0	0	0	12
Hill	1	1	0	0	0	0	12
Rose	0	2	0	0	0	0	12
Giaquinto	0	1	0	0	0	0	6
Kozlowski	0	0	1	0	0	0	6

Lee	0	1	0	0	0	0	6
Walker	0	0	1	0	0	0	6
Gordon	0	0	0	0	0	1	2

DOLPHINS	18	18	3	37/39	24/31	1	345
OPPONENTS	10	23	0	33/33	14/21	0	275

FIELD GOALS	1-19	20-29	30-39	40-49	50+
-------------	------	-------	-------	-------	-----

von Schumann	0/0	9/9	11/12	4/10	0/0
--------------	-----	-----	-------	------	-----

DOLPHINS	0/0	9/9	11/12	4/10	0/0
OPPONENTS	0/0	4/6	5/5	5/8	0/2

SACKS	
-------	--

Baumhower	9.0	Bokamper	7.5	DuHe	7.5
Rhone	6.0	Bettors	5.0	Gordon	1.0
Herder	1.0	G. Blackwood	1.0		

DOLPHINS	38.0	OPPONENTS	30.0
----------	------	-----------	------

USUAL STARTERS	
----------------	--

OFFENSE	
---------	--

WR	Durriel Harris (10)
LT	Jon Giesler (16)
LG	Bob Kuechenberg (9)
	Jeff Toews (7)
C	Mark Dennard (11)
RG	Ed Newman (16)
RT	Eric Laakso (16)
TE	Ronnie Lee (16)
WR	Nat Moore (11)
QB	David Woodley (15)
RB	Tony Nathan (11)
FB	*Andra Franklin (12)

DEFENSE	
---------	--

LDE	Doug Bettors (15)
NT	Bob Baumhower (16)
RDE	Vern Den Herder (13)
LOLB	Bob Brudzinski (16)
LILB	A.J. DuHe (16)
RILB	Earnie Rhone (16)
ROLB	Larry Gordon (16)
LCB	Don McNeal (12)
RCB	Gerald Small (16)
SS	Glenn Blackwood (16)
FS	Lyle Blackwood (10)

**boldface** indicates Pro Bowl performer  
\* indicates rookie

# 1982 FINAL STATISTICS (7-2)

DATE	OPPONENT	SCORE	W/L	ATT.
9/12	at N.Y. Jets	45-28	W	53,360
9/19	BALTIMORE	24-20	W	51,999
9/21	at Buffalo	9-7	W	52,945
11/29	at Tampa Bay	17-23	L	54,854
12/5	MINNESOTA	22-14	W	45,721
12/12	at New England	0-3	L	25,716
12/18	N.Y. JETS	20-19	W	67,307
12/27	BUFFALO	27-10	W	73,924
1/2	at Baltimore	34-7	W	19,073

TEAM STATISTICS	MIA.	OPP.
TOTAL FIRST DOWNS .....	165	147
By Rushing .....	84	77
By Passing .....	66	65
By Penalty .....	15	5
Third Down: Made/Att. ....	52/124	46/118
Fourth Down: Made/Att. ....	5/8	8/10
TOTAL NET YARDS .....	2658	2312
Average Per Game .....	295.3	256.8
Total Plays .....	582	548
Average Per Play .....	4.6	4.2
NET YARDS RUSHING .....	1344	1285
Average Per Game .....	149.3	142.8
Total Rushes .....	333	293
NET YARDS PASSING .....	1314	1027
Average Per Game .....	146.0	114.1
Tackled/Yards Lost. ....	12/87	29/254
Gross Yards .....	1401	1281
Attempts/Completions. ....	238/129	226/119
Completion Percentage .....	54.2	52.7
Had Intercepted .....	13	19
PUNTS/AVERAGE .....	35/38.7	40/40.1
PENALTIES/YARDS .....	34/240	57/461
FUMBLES/BALL LOST .....	15/10	17/8
TOUCHDOWNS .....	22	15
By Rushing .....	11	7
By Passing .....	8	7
By Returns .....	3	1

Score By Quarters	1	2	3	4	OT	Total
DOLPHINS .....	54	43	64	37	0	198
OPPONENTS .....	26	58	10	37	0	131

RUSHING	NO.	YDS.	AVG.	LG	TD
Franklin .....	177	701	4.0	25	7
Nathan .....	66	233	3.5	15	1
Woodley .....	36	207	5.8	29	2
Vigorito .....	19	99	5.2	33	1
Hill .....	13	51	3.9	13	0
Diana .....	8	31	3.9	7	0
Bennett .....	9	15	1.7	5	0
Harris .....	1	13	13.0	13	0
Strock .....	3	-9	-3.0	0	0
DOLPHINS ....	333	1344	4.0	33	11
OPPONENTS .....	284	1285	4.5	62	7

RECEIVING	NO.	YDS.	AVG.	LG	TD
Vigorito .....	24	186	7.8	26	0
Woodley .....	22	331	15.0	45	1
Cefalo .....	17	356	30.9	46	1
Rose .....	16	182	11.4	44	2
Nathan .....	16	114	7.1	16	0
Hardy .....	12	66	5.5	19	2
Moore .....	8	82	10.3	23	1
Hill .....	6	33	5.5	10	0

Franklin .....	3	9	3.0	6	0
Diana .....	2	21	10.5	13	0
Lee .....	2	6	3.0	5	0
Woodley .....	1	15	15.0	15	1

DOLPHINS ....	129	1401	10.9	46	8
OPPONENTS .....	119	1281	10.8	53	7

INTERCEPTIONS	NO.	YDS.	AVG.	LG	TD
McNeal .....	4	42	10.5	23	1
Walker .....	3	54	18.0	30	0
G. Blackwood ..	2	42	21.0	35	1
L. Blackwood ..	2	41	20.5	21	0
Small .....	2	41	20.5	21	0
Kozlowski .....	1	36	36.0	36	0
Gordon .....	1	15	15.0	15	0
Brudzinski .....	1	5	5.0	5	0
Rhone .....	1	4	4.0	4	0
Bokamper .....	1	1	1.0	1	0
DuHe .....	1	0	0.0	0	0

DOLPHINS ....	19	281	14.8	36	2
OPPONENTS .....	13	96	7.4	31	0

PUNTING	NO.	YDS.	AVG.	LG	BK
Orosz .....	35	1353	38.7	61	0
DOLPHINS ....	35	1353	38.7	61	0
OPPONENTS .....	40	1605	40.1	61	0

PUNT RET.	NO.	YDS.	AVG.	LG	TD
Vigorito .....	20	192	9.6	59	1
G. Blackwood ..	2	2	1.0	2	0
DOLPHINS ....	22	194	8.8	59	1
OPPONENTS .....	14	77	5.5	22	0

KICKOFF RET.	NO.	YDS.	AVG.	LG	TD
Walker .....	20	433	21.7	32	0
Heflin .....	2	49	24.5	31	0
Diana .....	1	15	15.0	15	0
Kozlowski .....	1	10	10.0	10	0
DOLPHINS ....	24	507	21.3	32	0
OPPONENTS .....	33	704	21.3	66	0

SCORING	Ru	Pa	Rt	PAT	FG	S	TP
von Schamann ..	0	0	0	21/22	15/20	0	66
Franklin .....	7	0	0	0	0	0	42
Woodley .....	2	1	0	0	0	0	18
Hardy .....	0	2	0	0	0	0	12
Rose .....	0	2	0	0	0	0	12
Vigorito .....	1	0	1	0	0	0	12
G. Blackwood ..	0	0	1	0	0	0	6
Cefalo .....	0	1	0	0	0	0	6
Harris .....	0	1	0	0	0	0	6
McNeal .....	0	0	1	0	0	0	6
Moore .....	0	1	0	0	0	0	6
Nathan .....	1	0	0	0	0	0	6
DOLPHINS ....	11	8	3	21/22	15/20	0	198
OPPONENTS .....	7	7	1	14/15	9/15	0	131

FIELD GOALS	1-19	20-29	30-39	40-49	50+
von Schamann ..	0/0	8/9	4/5	3/5	0/1
DOLPHINS ....	0/0	8/9	4/5	3/5	0/1
OPPONENTS ..	0/1	2/3	3/6	3/4	1/1

SACKS			
Brudzinski	4.5,	Gordon	4.0, Betters 4.0.

Bokamper 3.5, Duhe 3.0, Baumhower 2.0, G. Blackwood 2.0, Bowser 2.0, Rhone 2.0, L. Blackwood 1.0, Hester 1.0.

DOLPHINS 29.0, OPPONENTS 12.0

USUAL STARTERS	
WR .....	Jimmy Cefalo (9)
LT .....	Jon Giesler (9)
LG .....	Bob Kuechenberg (9)
C .....	Dwight Stephenson (9)
RG .....	Ed Newman (8)
RT .....	Eric Laakso (9)
TE .....	Ronnie Lee (5)
WR .....	Duriel Harris (9)
QB .....	David Woodley (9)
RB .....	Tony Nathan (7)
FB .....	Andra Franklin (9)

DEFENSE	
LDE .....	Doug Betters (7)
NT .....	Bob Baumhower (8)
RDE .....	Kim Bokamper (6)
LOLB .....	Bob Brudzinski (9)
LILB .....	A.J. Duhe (9)
RILB .....	Earnie Rhone (9)
ROLB .....	Larry Gordon (9)
LCB .....	Don McNeal (9)
RCB .....	Gerald Small (9)
SS .....	Glenn Blackwood (9)
FS .....	Lytle Blackwood (9)

boldface indicates Pro Bowl performer  
\* indicates rookie

PASSING	ATT.	COMP.	YDS.	PCT.	TD	INT.	LG	SCK/LST	RATING
Woodley .....	179	98	1080	54.7	5	8	46	10/72	63.5
Strock .....	55	30	306	54.5	2	5	43	2/5	44.8
Nathan .....	2	1	15	50.0	1	0	15	0/0	114.6
Hill .....	1	0	0	0.0	0	0	0	0/0	39.6
Jensen .....	1	0	0	0.0	0	0	0	0/0	39.6
DOLPHINS .....	238	129	1401	54.2	8	13	46	12/77	60.8
OPPONENTS .....	226	119	1281	52.7	7	19	53	29/243	44.9



# 1983 FINAL STATISTICS (12-4)

DATE	OPPONENT	SCORE	W/L	ATT.
9/4	at Buffalo	12-0	W	78,715
9/11	NEW ENGLAND	34-24	W	59,343
9/19	at L.A. Raiders	14-27	L	57,796
9/25	KANSAS CITY	14-6	W	50,785
10/2	at New Orleans	7-17	L	66,489
10/9	BUFFALO	35-38(OT)	L	59,948
10/16	at N.Y. Jets	32-14	W	58,615
10/23	at Baltimore	21-7	W	32,343
10/30	L.A. RAMS	30-14	W	72,175
11/6	at San Francisco	20-17	W	57,832
11/13	at New England	6-17	L	60,771
11/20	BALTIMORE	37-0	W	54,482
11/28	CINCINNATI	38-14	W	74,506
12/4	at Houston	24-17	W	39,434
12/10	ATLANTA	31-24	W	56,725
12/16	N.Y. JETS	34-14	W	59,975

TEAM STATISTICS	MIA.	OPP.
TOTAL FIRST DOWNS	314	288
By Rushing	132	122
By Passing	151	147
By Penalty	31	19
Third Down: Made/Att.	79/211	78/204
Fourth Down: Made/Att.	9/14	5/10
TOTAL NET YARDS	5195	5139
Average Per Game	324.7	321.2
Total Plays	1033	992
Average Per Play	5.0	5.2
NET YARDS RUSHING	2150	2037
Average Per Game	134.4	127.3
Total Rushes	568	460
NET YARDS PASSING	3045	3002
Average Per Game	190.3	187.6
Tackled/Yards Lost.	23/190	49/363
Gross Yards	3235	3365
Attempts/Completions	442/254	480/277
Completion Percentage	57.5	57.7
Had Intercepted	11	26
PUNTS/AVERAGE	75/42.5	90/40.8
PENALTIES/YARDS	64/567	95/836
FUMBLES/BALL LOST	30/16	39/18
TOUCHDOWNS	48	32
By Rushing	16	11
By Passing	28	19
By Returns	4	2

Score By Quarters	1	2	3	4	OT	Total
-------------------	---	---	---	---	----	-------

DOLPHINS	56	135	91	107	0	389
OPPONENTS	62	68	44	73	3	250

RUSHING	NO.	YDS.	AVG.	LG	TD
Franklin	224	746	3.3	18	8
Nathan	151	685	4.5	40	3
Overstreet	85	392	4.6	44	1
Bennett	49	197	4.0	25	2
Woodley	19	78	4.1	15	0
Marino	28	45	1.6	15	2
Hill	2	12	6.0	10	0
Clayton	2	9	4.5	9	0
Hardy	1	2	2.0	2	0
Harris	1	0	0.0	0	0
Strock	6	-16	-2.7	-2	0
DOLPHINS	568	2150	3.8	44	16
OPPONENTS	460	2037	4.4	55	11

RECEIVING	NO.	YDS.	AVG.	LG	TD
Nathan	52	461	8.9	25	1
Duper	51	1003	19.7	85t	10
Moore	39	558	14.3	66t	6
Rose	29	345	11.9	37	3
Johnson	24	189	7.9	33	4
Hardy	22	202	9.2	25	0
Harris	15	260	17.3	64t	1
Overstreet	8	55	6.9	20	2
Clayton	6	114	19.0	39	1
Bennett	6	35	5.8	9	0
Vigorito	1	7	7.0	7	0
Woodley	1	6	6.0	6	0

DOLPHINS	254	3235	12.7	85t	28
OPPONENTS	277	3365	12.1	80t	19

INTERCEPTIONS	NO.	YDS.	AVG.	LG	TD
Judson	6	60	10.0	29	0
Small	5	60	12.0	28	0
L. Blackwood	4	77	19.3	45	0
G. Blackwood	3	0	0.0	0	0
Kozlowski	2	73	36.5	38t	2
Bokamper	2	43	21.5	24t	1
Rhone	1	15	15.0	15	0
Lankford	1	10	10.0	10	0
Walker	1	7	7.0	7	0
Brown	1	0	0.0	0	0

DOLPHINS	26	345	13.3	45	3
OPPONENTS	11	205	18.6	45	1

PUNTING	NO.	YDS.	AVG.	LG	BK
Roby	74	3189	43.1	64	1
DOLPHINS	75	3189	42.5	64	1
OPPONENTS	90	3674	40.8	63	1

PUNT RET.	NO.	YDS.	AVG.	LG	TD
Clayton	41	392	9.6	60t	1
Walker	8	86	10.8	23	0
Kozlowski	2	12	6.0	11	0
Vigorito	1	62	62.0	62	0
Heflin	1	19	19.0	19	0
G. Blackwood	1	10	10.0	10	0
Sowell	1	0	0.0	0	0
DOLPHINS	55	581	10.6	62	1
OPPONENTS	32	229	7.2	24	0

KICKOFF RET.	NO.	YDS.	AVG.	LG	TD
Walker	36	962	26.7	78	0
Kozlowski	4	50	12.5	23	0
Nathan	3	15	5.0	12	0
Heflin	1	27	27.0	27	0
Clayton	1	25	25.0	25	0
Bennett	1	0	0.0	0	0
DOLPHINS	47	1085	23.1	78	0
OPPONENTS	54	1024	19.0	40	0

SCORING	Ru	Pa	Rt	PAT	FG	S	TP
von Schumann	0	0	0	45/48	18/27	0	99
Duper	0	10	0	0	0	0	60
Franklin	8	0	0	0	0	0	48
Moore	0	6	0	0	0	0	36
Johnson	0	4	0	0	0	0	24
Nathan	3	1	0	0	0	0	24
Rose	0	3	0	0	0	0	18
Overstreet	1	2	0	0	0	0	18

Bennett	2	0	0	0	0	0	12
Clayton	0	1	1	0	0	0	12
Marino	2	0	0	0	0	0	12
Kozlowski	0	0	2	0	0	0	12
Bokamper	0	0	1	0	0	0	6
Harris	0	1	0	0	0	0	6
Charles	0	0	0	0	0	1	2

DOLPHINS	16	28	4	45/48	18/27	0	389
OPPONENTS	11	19	2	31/32	9/15	0	250

FIELD GOALS	1-19	20-29	30-39	40-49	50+
-------------	------	-------	-------	-------	-----

DOLPHINS	2/2	6/6	5/8	3/6	2/5
OPPONENTS	0/0	4/5	3/5	2/5	0/0

## SACKS

Bettors	16.0	Baumhower	8.0	Bowser	6.5
Duhe	5.5	Charles	3.0	Rhone	3.0
Bokamper	2.0	Brown	2.0	Bruzdzinski	1.0
Hester	1.0	Kozlowski	1.0		

DOLPHINS 49.0, OPPONENTS 23.0

## USUAL STARTERS

### OFFENSE

WR	Mark Duper (16)
LT	Jon Giesler (16)
LG	Bob Kuechenberg (15)
C	Dwight Stephenson (16)
RG	Ed Newman (16)
RT	Eric Laakso (14)
TE	Dan Johnson (16)
	Bruce Hardy (8)
WR	Nat Moore (15)
QB	*Dan Marino (9)
	David Woodley (5)
RB	Tony Nathan (12)
FB	Andra Franklin (12)

### DEFENSE

LDE	Doug Bettors (16)
NT	Bob Baumhower (16)
RDE	Kim Bokamper (14)
LOLB	Bob Bruzdinski (15)
LILB	A.J. Duhe (15)
RILB	Earnie Rhone (12)
ROLB	Charles Bowser (16)
LCB	William Judson (16)
RCB	Gerald Small (15)
SS	Glenn Blackwood (16)
FS	Lyle Blackwood (16)

**boldface** indicates Pro Bowl performer  
\* indicates rookie

PASSING	ATT.	COMP.	YDS.	PCT.	TD	INT.	LG	SCK/LST	RATING
Marino	296	173	2210	58.4	20	6	85t	10/80	96.0
Woodley	89	43	528	48.3	3	4	64t	10/80	59.6
Strock	52	34	403	65.4	4	1	47	3/30	106.5
Nathan	4	3	46	75.0	0	0	22	0/0	112.5
Clayton	1	1	48	100.0	1	0	48t	0/0	158.3
DOLPHINS	442	254	3235	57.5	28	11	85t	23/190	91.2
OPPONENTS	480	277	3365	57.7	19	26	80t	49/363	70.0

# 1984 FINAL STATISTICS (14-2)

DATE	OPPONENT	SCORE	W/L	ATT.
9/2	at Washington	35-17	W	52,683
9/9	NEW ENGLAND	28-7	W	66,083
9/17	at Buffalo	21-17	W	65,455
9/23	INDIANAPOLIS	44-7	W	55,415
9/30	at St. Louis	36-28	W	46,991
10/7	at Pittsburgh	31-7	W	59,103
10/14	HOUSTON	28-10	W	54,080
10/21	at New England	44-24	W	60,711
10/28	BUFFALO	38-7	W	58,824
11/4	at N.Y. Jets	31-17	W	72,655
11/11	PHILADELPHIA	24-23	W	70,227
11/18	at San Diego	28-34(OT)	L	53,041
11/26	N.Y. JETS	28-17	W	74,884
12/2	L.A. RAIDERS	34-45	L	71,222
12/9	at Indianapolis	35-17	W	60,411
12/17	DALLAS	28-21	W	74,139

TEAM STATISTICS	MIA.	OPP.
TOTAL FIRST DOWNS	387	314
By Rushing	115	130
By Passing	243	172
By Penalty	29	12
Third Down: Made/Att.	103/200	87/218
Fourth Down: Made/Att.	6/11	17/21
TOTAL NET YARDS	6936	5420
Average Per Game	433.5	338.8
Total Plays	1070	1051
Average Per Play	6.5	5.2
NET YARDS RUSHING	1918	2155
Average Per Game	119.9	134.7
Total Rushes	483	458
NET YARDS PASSING	5018	3265
Average Per Game	313.6	204.1
Tackled/Yards Lost	14/128	42/339
Gross Yards	5146	3604
Attempts/Completions	572/367	551/310
Completion Percentage	64.2	56.3
Had Intercepted	18	24
PUNTS/AVERAGE	51/44.7	83/41.9
PENALTIES/YARDS	67/527	93/772
FUMBLES/BALL LOST	26/10	23/12
TOUCHDOWNS	70	39
By Rushing	18	16
By Passing	49	22
By Returns	3	1

Score By Quarters	1	2	3	4	OT	Total
DOLPHINS	58	170	150	135	0	513
OPPONENTS	52	81	62	97	6	298

RUSHING	NO.	YDS.	AVG.	LG	TD
Bennett	144	606	4.2	19	7
Nathan	118	558	4.7	22	1
Carter	100	495	5.0	35	1
P. Johnson	68	159	2.3	9	9
Franklin	20	74	3.7	18	0
Clayton	3	35	11.7	30	0
Moore	1	3	3.0	3	0
Strock	2	-5	-2.5	0	0
Marino	27	-7	-0.3	10	0
DOLPHINS	484	1918	4.0	35	18
OPPONENTS	458	2155	4.7	52	16

RECEIVING	NO.	YDS.	AVG.	LG	TD
Clayton	73	1389	19.0	65	18
Duper	71	1306	18.4	80	8

Nathan	61	579	9.5	24	2
Moore	43	573	13.3	37	6
D. Johnson	34	426	12.5	42	3
Hardy	28	257	9.2	19	5
Cefalo	18	185	10.3	25	2
Jensen	13	139	10.7	20	2
Rose	12	195	16.3	34	2
Carter	8	53	6.6	15	0
Bennett	6	44	7.3	20	1

DOLPHINS	367	5146	14.0	80	49
OPPONENTS	310	3604	11.6	76	22

INTERCEPTIONS	NO.	YDS.	AVG.	LG	TD
G. Blackwood	6	169	28.2	50	0
Judson	4	121	30.3	40	1
McNeal	3	41	13.7	30	1
L. Blackwood	3	29	9.7	15	0
Lankford	3	25	8.3	22	0
B. Brown	1	53	53.0	53	0
Kozlowski	1	26	26.0	26	0
DuHe	1	7	7.0	7	0
Sowell	1	7	7.0	7	0
Brudzinski	1	0	0.0	0	0

DOLPHINS	24	478	19.9	86	2
OPPONENTS	18	377	20.9	97	1

PUNTING	NO.	YDS.	AVG.	LG	BK
Roby	51	2281	44.7	69	0

DOLPHINS	51	2281	44.7	69	0
OPPONENTS	83	3476	41.9	89	0

PUNT RET.	NO.	YDS.	AVG.	LG	TD
Walker	21	169	8.0	33	0
Clayton	8	79	9.9	14	0
Heflin	6	76	12.7	37	0
Kozlowski	5	41	8.2	20	0

DOLPHINS	40	365	9.1	37	0
OPPONENTS	17	138	8.1	32	0

KICKOFF RET.	NO.	YDS.	AVG.	LG	TD
Walker	29	617	21.3	41	0
Heflin	9	130	14.4	26	0
Kozlowski	2	23	11.5	12	0
Clayton	2	15	7.5	14	0
Hill	1	14	14.0	14	0
DuHe	1	0	0.0	0	0

DOLPHINS	44	799	18.2	41	0
OPPONENTS	66	1360	20.6	42	0

SCORING	Ru	Pa	Rt	PAT	FG	S	TP
Clayton	0	18	0	0	0	0	108
v. Schamann	0	0	0	66/70	9/19	0	93
P. Johnson	9	0	0	0	0	0	54
Bennett	7	1	0	0	0	0	48
Duper	0	8	0	0	0	0	48
Moore	0	6	0	0	0	0	36
Hardy	0	5	0	0	0	0	30
D. Johnson	0	3	0	0	0	0	18
Nathan	1	2	0	0	0	0	18
Cefalo	0	2	0	0	0	0	12
Jensen	0	2	0	0	0	0	12
Rose	0	2	0	0	0	0	12
Baumhower	0	0	1	0	0	0	6
Carter	1	0	0	0	0	0	6
Judson	0	0	1	0	0	0	6
McNeal	0	0	1	0	0	0	6

DOLPHINS	18	49	3	66/70	9/19	0	513
OPPONENTS	16	22	1	37/38	9/17	0	298

FIELD GOALS	1-19	20-29	30-39	40-49	50+
von Schamann	0/0	7/7	2/5	0/4	0/3

DOLPHINS	0/0	7/7	2/5	0/4	0/3
OPPONENTS	0/0	0/1	4/4	4/9	1/3

## SACKS

Bettors	14.0	Bowser	9.0	Bokamper	4.0
Charles	3.0	Barnett	2.0	Baumhower	2.0
Brudzinski	2.0	Bensen	1.0	Brophy	1.0
Brown	1.0	DuHe	1.0	Lankford	1.0
Rhone	1.0				
DOLPHINS	42.0	OPPONENTS	14.0		

## USUAL STARTERS

### OFFENSE

WR	Mark Dupler (16)
LT	Jon Giesler (16)
LG	Roy Foster (16)
C	Dwight Stephenson (16)
RG	Ed Newman (16)
RT	Cleveland Green (12)
TE	Dan Johnson (16)
WR	Mark Clayton (15)
QB	Dan Marino (16)
RB	Tony Nathan (12)
FB	Woody Bennett (9)

### DEFENSE

LDE	Doug Bettors (16)
NT	Bob Baumhower (15)
RDE	Kim Bokamper (10)
LOLB	Bob Brudzinski (16)
LILB	A.J. DuHe (8)
	*Jay Brophy (5)
RILB	Mark Brown (9)
	Earnie Rhone (7)
ROLB	Charles Bowser (15)
LCB	Don McNeal (10)
RCB	William Judson (16)
SS	Glenn Blackwood (16)
FS	Lyle Blackwood (16)

**boldface** indicates Pro Bowl performer  
\* indicates rookie

PASSING	ATT.	COMP.	YDS.	PCT.	TD	INT.	LG	SCK/LST	RATING
Marino	564	362	5084	64.2	48	17	80	13/120	108.9
Strock	6	4	27	66.7	0	0	12	0/0	76.4
Jensen	1	1	35	100.0	1	0	35	1/8	158.3
Clayton	1	0	0	0.0	0	0	0	0/0	39.6
DOLPHINS	572	367	5146	64.2	49	18	80	14/128	108.5
OPPONENTS	551	310	3604	56.3	22	24	76	42/339	71.3

# 1985 FINAL STATISTICS (12-4)

DATE	OPPONENT	SCORE	W/L	ATT.
9/8	at Houston	23-26	L	47,656
9/15	INDIANAPOLIS	30-13	W	53,693
9/22	KANSAS CITY	31-0	W	69,791
9/29	at Denver	30-26	W	73,614
10/6	PITTSBURGH	24-20	W	72,820
10/14	at N.Y. Jets	7-23	L	73,807
10/20	TAMPA BAY	41-38	W	62,335
10/27	at Detroit	21-31	L	75,291
11/3	at New England	13-17	L	58,811
11/10	N.Y. JETS	21-17	W	73,965
11/17	at Indianapolis	34-20	W	59,666
11/24	at Buffalo	23-14	W	50,474
12/2	CHICAGO	38-24	W	75,594
12/8	at Green Bay	34-24	W	52,671
12/16	NEW ENGLAND	30-27	W	69,489
12/22	BUFFALO	28-0	W	64,811

TEAM STATISTICS	MIA.	OPP.
TOTAL FIRST DOWNS	361	314
By Rushing	116	135
By Passing	218	160
By Penalty	27	19
Third Down: Made/Att.	88/193	88/216
Fourth Down: Made/Att.	8/11	8/13
TOTAL NET YARDS	5843	5767
Average Per Game	365.2	360.4
Total Plays	1039	1033
Average Per Play	5.6	5.6
NET YARDS RUSHING	1729	2256
Average Per Game	108.1	141.0
Total Rushes	444	509
NET YARDS PASSING	4114	3511
Average Per Game	257.1	219.4
Tackled/Yards Lost	19/164	38/278
Gross Yards	4278	3789
Attempts/Completions	576/343	487/257
Completion Percentage	59.5	52.8
Had Intercepted	21	23
PUNTS/AVERAGE	59/43.7	73/40.7
PENALTIES/YARDS	77/637	112/854
FUMBLES/BALL LOST	31/20	36/18
TOUCHDOWNS	52	38
By Rushing	19	15
By Passing	31	21
By Returns	2	2

Score By Quarters	1	2	3	4	OT	Total
-------------------	---	---	---	---	----	-------

DOLPHINS	88	136	95	109	0	428
OPPONENTS	44	96	78	102	0	320

RUSHING	NO.	YDS.	AVG.	LG	TD
Nathan	143	667	4.7	22	5
Davenport	98	370	3.8	33	11
Hampton	105	369	3.5	15	3
Bennett	54	256	4.7	17	0
Carter	14	76	5.4	19	0
N. Moore	1	11	11.0	11	0
Clayton	1	10	10.0	10	0
Strock	2	-6	-3.0	-3	0
Marino	26	-24	-0.9	-2	0

DOLPHINS	444	1729	3.9	33	19
OPPONENTS	509	2256	4.4	32	15

RECEIVING	NO.	YDS.	AVG.	LG	TD
Nathan	72	651	9.0	73	1
Clayton	70	996	14.2	45	4
N. Moore	51	701	13.7	69	7

PASSING	ATT.	COMP.	YDS.	PCT.	TD	INT.	LG	SCK/LST	RATING
Marino	567	336	4137	59.3	30	21	73	18/157	84.1
Strock	9	7	141	77.8	1	0	67	0/0	154.7
Clayton	0	0	0	0.0	0	0	0	1/7	-
DOLPHINS	576	343	4278	59.5	31	21	73	19/164	85.6
OPPONENTS	487	257	3789	52.8	21	23	80	38/278	73.3

Hardy	39	409	10.5	31	4
Duper	35	650	18.6	67	3
Rose	19	306	16.1	42	4
Johnson	13	192	14.8	61	3
Davenport	13	74	5.7	17	2
Bennett	10	101	10.1	27	1
Hampton	8	56	7.0	15	0
Heflin	6	98	16.3	46	1
Harris	3	24	8.0	11	0
Carter	2	4	2.0	4	0
Vigorito	1	9	9.0	9	0
Jensen	1	4	4.0	4	1

DOLPHINS	343	4278	12.5	73	31
OPPONENTS	257	3789	14.7	80	21

INTERCEPTIONS NO.	YDS.	AVG.	LG	TD
G. Blackwood .....	6	36	6.0	17 0
Judson .....	4	88	22.0	61t 1
Lankford .....	4	10	2.5	6 0
B. Brown .....	2	40	20.0	26 0
Brophy .....	1	41	41.0	41 0
H. Green .....	1	28	28.0	28 0
Shipp .....	1	7	7.0	7 0
Brudzinski .....	1	6	6.0	6 0
M. Brown .....	1	5	5.0	5 0
Moyer .....	1	4	4.0	4 0
L. Blackwood .....	1	0	0.0	0 0

DOLPHINS	23	265	11.5	61	1
OPPONENTS	21	100	4.8	40	0

PUNTING	NO.	YDS.	AVG.	LG	BK
Roby	59	2576	43.7	63	0
DOLPHINS	59	2576	43.7	63	0
OPPONENTS	73	2972	40.7	67	1

PUNT RET.	NO.	YDS.	AVG.	LG	TD
Vigorito	22	197	9.0	21	0
Kozlowski	7	65	9.3	17	0
Lockett	5	23	4.6	8	0
G. Blackwood	3	20	6.7	18	0
Clayton	2	14	7.0	11	0

DOLPHINS	39	319	8.2	21	0
OPPONENTS	27	371	13.7	70	1

KICKOFF RET.	NO.	YDS.	AVG.	LG	TD
Hampton	45	1020	22.7	46	0
Carter	4	82	20.5	25	0
L. Blackwood	2	32	16.0	17	0
Hardy	1	11	11.0	11	0
Kozlowski	0	32	-	-	-
DOLPHINS	52	1177	22.6	46	0
OPPONENTS	63	1359	21.6	50	0

SCORING	Ru	Pa	Rt	PAT	FG	S	TP
Reveiz	0	0	50/52	22/27	0	116	
Davenport	11	2	0	0	0	78	
N. Moore	0	7	0	0	0	42	
Nathan	5	1	0	0	0	36	
Clayton	0	4	0	0	0	24	
Rose	0	4	0	0	0	24	
Hardy	0	4	0	0	0	24	
Duper	0	3	0	0	0	18	
Hampton	3	0	0	0	0	18	
Johnson	0	3	0	0	0	18	
Bennett	0	1	0	0	0	6	
Brudzinski	0	0	1	0	0	6	

Heflin	0	1	0	0	0	0	6
Jensen	0	1	0	0	0	0	6
Judson	0	0	1	0	0	0	6

DOLPHINS	19	31	2	50/52	22/27	0	428
OPPONENTS	15	21	2	35/38	19/28	0	320

FIELD GOALS	1-19	20-29	30-39	40-49	50+
Reveiz	0/0	8/9	5/5	9/10	0/3

DOLPHINS	0/0	8/9	5/5	9/10	0/3
OPPONENTS	2/2	5/5	7/9	4/10	1/2

## SACKS

Charles	7.0	Bettors	6.5	M. Moore	5.5	H. Green	5.0	Brudzinski	3.0	Bokamper	2.5	Bowser	2.5	Baumhower	2.0	G. Blackwood	1.0	Brophy	1.0	Brown	1.0	Little	1.0
---------	-----	---------	-----	----------	-----	----------	-----	------------	-----	----------	-----	--------	-----	-----------	-----	--------------	-----	--------	-----	-------	-----	--------	-----

DOLPHINS 38.0, OPPONENTS 19.0

## USUAL STARTERS

	OFFENSE
WR	Mark Duper (8)
	Nat Moore (7)
LT	Jon Giesler (13)
LG	Roy Foster (16)
C	Dwight Stephenson (16)
RG	Ronnie Lee (6)
	Steve Clark (5)
	Jeff Toews (5)
RT	Cleveland Green (10)
TE	Bruce Hardy (16)
WR	Mark Clayton (16)
QB	Dan Marino (16)
RB	Tony Nathan (15)
FB	Woody Bennett (13)

## DEFENSE

LDE	Doug Bettors (14)
NT	Mike Charles (15)
RDE	Kim Bokamper (12)
LOLB	Bob Brudzinski (13)
LILB	Jackie Shipp (10)
RILB	Mark Brown (15)
ROLB	Hugh Green (11)
LCB	Paul Lankford (15)
RCB	William Judson (16)
SS	Glenn Blackwood (14)
FS	Bud Brown (16)

**boldface** indicates Pro Bowl performer  
\* indicates rookie



# 1986 FINAL STATISTICS (8-8)

DATE	OPPONENT	SCORE	W/L	ATT.
9/7	at San Diego	28-50	L	57,726
9/14	INDIANAPOLIS	30-10	W	51,848
9/21	at N.Y. Jets	45-51(OT)	L	71,025
9/28	SAN FRANCISCO	16-31	L	70,264
10/5	at New England	7-34	L	60,689
10/12	BUFFALO	27-14	W	49,467
10/19	L.A. RAIDERS	28-30	L	53,421
10/26	at Indianapolis	17-13	W	58,350
11/2	HOUSTON	28-7	W	43,804
11/10	at Cleveland	16-26	L	77,949
11/16	at Buffalo	34-24	W	76,474
11/24	N.Y. JETS	45-3	W	70,206
11/30	ATLANTA	14-20	L	53,762
12/7	at New Orleans	31-27	W	64,761
12/14	at L.A. Rams	37-31(OT)	W	62,629
12/22	NEW ENGLAND	27-34	L	74,516

TEAM STATISTICS	MIA.	OPP.
TOTAL FIRST DOWNS .....	351	337
By Rushing .....	84	144
By Passing .....	250	177
By Penalty .....	17	16
Third Down: Made/Att. ....	98/191	86/209
Fourth Down: Made/Att. ....	2/10	10/18
TOTAL NET YARDS .....	6324	6050
Average Per Game .....	395.3	378.1
Total Plays .....	1011	1058
Average Per Play .....	6.3	5.7
NET YARDS RUSHING .....	1545	2493
Average Per Game .....	96.6	155.8
Total Rushes .....	349	540
NET YARDS PASSING .....	4779	3557
Average Per Game .....	298.7	222.3
Tackled/Yards Lost. ....	17/119	33/268
Gross Yards .....	4898	3825
Attempts/Completions. ....	645/392	485/290
Completion Percentage .....	60.8	59.8
Had Intercepted .....	23	13
PUNTS/AVERAGE .....	56/44.2	64/41.4
PENALTIES/YARDS .....	72/609	82/596
FUMBLES/BALL LOST .....	37/14	32/14
TOUCHDOWNS .....	56	47
By Rushing .....	9	23
By Passing .....	46	22
By Returns .....	1	2

Score By Quarters	1	2	3	4	OT	Total
DOLPHINS .....	45	177	102	100	6	430
OPPONENTS ....	101	127	58	113	6	405

RUSHING	NO.	YDS.	AVG.	LG	TD
Hampton .....	186	830	4.5	54t	9
Davenport .....	75	314	4.2	35	0
Nathan .....	27	203	7.5	20	0
Bennett .....	36	162	4.5	16	0
Clayton .....	2	33	16.5	22	0
Carter .....	4	18	4.5	9	0
Ellis .....	3	6	2.0	2	0
Strock .....	1	0	0.0	0	0
Marino .....	12	-3	-0.3	13	0
Roby .....	2	-8	-4.0	0	0
Duper .....	1	-10	-10.0	-10	0

DOLPHINS ....	349	1545	4.4	54t	9
OPPONENTS ....	540	2493	4.6	47	23

RECEIVING	NO.	YDS.	AVG.	LG	TD
Duper .....	67	1313	19.6	85t	11

PASSING	ATT.	COMP.	YDS.	PCT.	TD	INT.	LG	SCK/LST	RATING
Marino .....	623	378	4746	60.7	44	23	85t	17/119	92.5
Strock .....	20	14	152	70.0	2	0	21	0/0	125.4
Jensen .....	2	0	0	0.0	0	0	0	0/0	39.6
DOLPHINS .....	645	392	4898	60.8	46	23	85t	17/119	93.3
OPPONENTS .....	485	290	3825	59.8	22	13	65t	33/268	88.7

Hampton .....	61	446	7.3	19	3
Clayton .....	60	1150	19.2	68t	10
Hardy .....	54	430	8.0	18t	5
Nathan .....	48	457	9.5	23t	2
N. Moore .....	38	431	11.3	38t	7
Davenport .....	20	177	8.9	27	1
Johnson .....	19	170	8.9	20	4
Pruitt .....	15	235	15.7	27	2
Jensen .....	5	50	10.0	20t	1
Bennett .....	4	33	8.3	13	0
Carter .....	1	6	6.0	6	0

DOLPHINS ....	392	4898	12.5	85t	46
OPPONENTS ....	290	3825	13.2	65t	22

INTERCEPTIONS	NO.	YDS.	AVG.	LG	TD
Rose .....	2	63	31.5	36	0
McNeal .....	2	46	23.0	29	0
G. Blackwood .....	2	10	5.0	7	0
Judson .....	2	0	0.0	0	0
L. Blackwood .....	1	14	14.0	14	0
Offerdahl .....	1	14	14.0	14	0
B. Brown .....	1	3	3.0	3	0
Charles .....	1	2	2.0	2	0
Kozlowski .....	1	0	0.0	0	0

DOLPHINS ....	13	152	11.7	36	0
OPPONENTS ....	23	221	9.6	70t	1

PUNTING	NO.	YDS.	AVG.	LG	BK
Roby .....	56	2476	44.2	73	0
DOLPHINS ....	56	2476	44.2	73	0
OPPONENTS ....	64	2648	41.4	64	0

PUNT RET.	NO.	YDS.	AVG.	LG	TD
Ellis .....	24	149	6.2	17	0
Pruitt .....	11	150	13.6	71t	1
G. Blackwood .....	1	0	0.0	0	0
L. Blackwood .....	1	0	0.0	0	0
Clayton .....	1	0	0.0	0	0
Thompson .....	1	0	0.0	0	0
N. Moore .....	1	-2	-2.0	-2	0

DOLPHINS ....	40	297	7.4	71t	1
OPPONENTS ....	23	200	8.7	34	0

KICKOFF RET.	NO.	YDS.	AVG.	LG	TD
Ellis .....	25	541	21.6	41	0
Davenport .....	16	285	17.8	37	0
Hampton .....	9	182	20.2	25	0
Carter .....	9	133	14.8	22	0
Hardy .....	3	39	13.0	16	0
L. Lee .....	1	5	5.0	5	0
Johnson .....	1	0	0.0	0	0
Toth .....	1	0	0.0	0	0

DOLPHINS ....	65	1185	18.2	41	0
OPPONENTS ....	53	997	18.8	40	0

SCORING	Ru	Pa	Rt	PAT	FG	S	TP
Reveiz .....	0	0	0	52/55	14/22	0	94
Hampton .....	9	3	0	0	0	0	72
Duper .....	0	11	0	0	0	0	66
Clayton .....	0	10	0	0	0	0	60
N. Moore .....	0	7	0	0	0	0	42
Hardy .....	0	5	0	0	0	0	30
Johnson .....	0	4	0	0	0	0	24
Pruitt .....	0	2	1	0	0	0	18
Nathan .....	0	2	0	0	0	0	12
Davenport .....	0	1	0	0	0	0	6
Jensen .....	0	1	0	0	0	0	6

DOLPHINS ....	9	46	1	52/55	14/22	0	430
OPPONENTS ....	23	22	2	45/46	26/31	0	405

FIELD GOALS	1-19	20-29	30-39	40-49	50+
Reveiz .....	1/1	5/5	4/6	3/8	1/2
DOLPHINS ....	1/1	5/5	4/6	3/8	1/2
OPPONENTS ....	2/2	6/7	12/14	6/6	0/2

SACKS	
M. Brown 5.0, Betters 4.0, H. Green 4.0, Little 4.0, J. Foster 3.0, Brudzinski 2.0, Offerdahl 2.0, Robinson 2.0, Turner 2.0, Shipp 1.0, Baumhower 1.0, M. Moore 1.0, Smith 1.0, Sochia 1.0.	
DOLPHINS 33.0, OPPONENTS 17.0	

USUAL STARTERS	
OFFENSE	
WR .....	Mark Duper (16)
LT .....	Jon Giesler (7)
	Cleveland Green (5)
	Jeff Dellenbach (4)
LG .....	Roy Foster (16)
C .....	Dwight Stephenson (16)
RG .....	Ronnie Lee (9)
	Larry Lee (5)
RT .....	Greg Koch (16)
TE .....	Bruce Hardy (16)
WR .....	Mark Clayton (14)
QB .....	Dan Marino (16)
RB .....	Lorenzo Hampton (16)
FB .....	Woody Bennett (14)

DEFENSE	
LDE .....	*T.J. Turner (15)
NT .....	Bob Baumhower (12)
RDE .....	George Little (16)
LOLB .....	Bob Brudzinski (16)
LILB .....	Jackie Shipp (14)
RILB .....	*John Offerdahl (15)
ROLB .....	Mark Brown (11)
LCB .....	William Judson (16)
RCB .....	Paul Lankford (11)
SS .....	Glenn Blackwood (10)
FS .....	Bud Brown (14)

**boldface** indicates Pro Bowl performer  
\* indicates rookie

# 1987 FINAL STATISTICS (8-7)

DATE	OPPONENT	SCORE	W/L	ATT.
9/13	at New England	21-28	L	54,642
9/20	at Indianapolis	23-10	W	57,524
10/4	at Seattle	20-24	L	19,448
10/11	KANSAS CITY	42-0	W	25,867
10/18	at N.Y. Jets	31-37(OT)	L	18,249
10/25	BUFFALO	31-34(OT)	L	61,295
11/1	PITTSBURGH	35-24	W	52,578
11/8	at Cincinnati	20-14	W	53,840
11/15	INDIANAPOLIS	21-40	L	65,433
11/22	at Dallas	20-14	W	56,519
11/29	at Buffalo	0-27	L	68,055
12/7	N.Y. JETS	37-28	W	62,592
12/13	at Philadelphia	28-10	W	63,841
12/20	WASHINGTON	23-21	W	65,715
12/28	NEW ENGLAND	10-24	L	61,192

TEAM STATISTICS	MIA.	OPP.
TOTAL FIRST DOWNS	331	314
By Rushing	109	115
By Passing	197	176
By Penalty	25	23
Third Down: Made/Att.	96/202	94/208
Fourth Down: Made/Att.	9/18	5/13
TOTAL NET YARDS	5538	5445
Average Per Game	369.2	363.0
Total Plays	1005	1013
Average Per Play	5.5	5.4
NET YARDS RUSHING	1662	2198
Average Per Game	110.8	146.5
Total Rushes	408	498
NET YARDS PASSING	3876	3247
Average Per Game	258.4	216.5
Tackled/Yards Lost	131/101	21/183
Gross Yards	3977	3430
Attempts/Completions	584/338	494/295
Completion Percentage	57.9	59.7
Had Intercepted	20	16
PUNTS/AVERAGE	63/38.5	71/38.8
PENALTIES/YARDS	76/634	103/850
FUMBLES/BALL LOST	37/17	32/16
TOUCHDOWNS	47	42
By Rushing	16	18
By Passing	29	21
By Returns	2	3

Score By Quarters	1	2	3	4	OT	Total
DOLPHINS	90	100	89	83	0	362
OPPONENTS	63	105	61	97	9	335

RUSHING	NO.	YDS.	AVG.	LG	TD
Stradford	145	619	4.3	51	6
Hampton	75	289	3.9	34	1
R. Scott	47	199	4.2	24	3
Davenport	32	114	3.6	27	1
W. Bennett	25	102	4.1	18	0
Mackey	17	98	5.8	17	2
Bailey	10	55	5.5	13	0
Konecny	6	46	7.7	19	0
Tagliaferri	13	45	3.5	7	1
Isom	9	41	4.6	8	1
Nathan	4	20	5.0	8	0
Jensen	4	18	4.5	9	0
Roth	3	10	3.3	9	0
Clayton	2	8	4.0	4	0
T. Brown	3	3	1.0	3	0
Roby	1	0	0.0	0	0
Marino	12	-5	-0.4	5t	1
DOLPHINS	408	1662	4.1	51	16
OPPONENTS	498	2198	4.4	31	18

RECEIVING	NO.	YDS.	AVG.	LG	TD
Stradford	48	457	9.5	34	1
Clayton	46	776	16.9	43	7
Duper	33	597	18.1	59t	8

PASSING	ATT.	COMP.	YDS.	PCT.	TD	INT.	LG	SCK/LST	RATING
Marino	444	263	3245	59.2	26	13	59t	9/77	89.2
Mackey	109	57	604	52.3	3	5	30	4/24	58.8
Strock	23	13	114	56.5	0	1	26	0/0	51.7
Stankavage	7	4	8	57.1	0	1	8	0/0	22.6
Stradford	1	1	6	100.0	0	0	6	0/0	91.7
DOLPHINS	584	338	3977	57.9	29	20	59t	13/101	81.0
OPPONENTS	494	295	3430	59.7	21	16	55	21/183	81.5

Hardy	28	292	10.4	31	2
Davenport	27	249	9.2	29	1
Jensen	26	404	15.5	37	3
Pruitt	26	221	8.5	20	1
Hampton	23	223	9.7	24	0
Tagliaferri	12	117	9.8	27	0
Nathan	10	77	7.7	14	0
Douglas	9	92	10.2	17	1
Sampton	8	64	8.0	19	0
Chavis	7	108	15.4	27	0
Lewis	6	53	8.8	22	1
Konecny	6	26	4.3	10	0
Reilly	5	70	14.0	20	0
Da. Johnson	4	35	8.8	22	2
W. Bennett	4	18	4.5	6	0
Caterbone	2	46	23.0	30	0
W. Smith	2	13	6.5	8	1
R. Scott	2	7	3.5	5	0
Isom	1	11	11.0	11	0
Banks	1	10	10.0	10t	1
T. Brown	1	6	6.0	6	0
Farmer	1	5	5.0	5	0

DOLPHINS	338	3977	11.8	59t	29
OPPONENTS	295	3430	11.6	55	21

INTERCEPTIONS	NO.	YDS.	AVG.	LG	TD
Lankford	3	44	14.7	44	0
Blackwood	3	17	5.7	17	0
Randle	2	16	8.0	11	0
Hooper	2	11	5.5	11	0
Judson	2	11	5.5	10	0
Hobley	2	7	3.5	7	0
Sowell	1	29	29.0	29	0
B. Brown	1	0	0.0	0	0

DOLPHINS	16	135	8.4	44	0
OPPONENTS	20	298	14.9	68	2

PUNTING	NO.	YDS.	AVG.	LG	BK
Roby	32	1371	42.8	77	0
Hayes	7	274	39.1	51	1
Gore	14	502	35.9	60	0
Strock	9	277	30.8	44	0
DOLPHINS	63	2424	38.5	77	1
OPPONENTS	71	2753	38.8	73	0

PUNT RET.	NO.	YDS.	AVG.	LG	TD
Schwedes	24	203	8.5	31	0
Caterbone	9	78	8.7	21	0
B. Brown	2	8	4.0	8	0
Blackwood	1	1	1.0	1	0
Hooper	1	0	0.0	0	0
DOLPHINS	37	209	7.8	31	0
OPPONENTS	26	141	5.4	15	0

KICKOFF RET.	NO.	YDS.	AVG.	LG	TD
Hampton	16	304	19.0	32	0
Stradford	14	258	18.4	32	0
Schwedes	9	177	19.7	34	0
Hardy	5	62	12.4	18	0
Farmer	3	56	18.7	23	0
Roth	2	49	24.5	26	0
Da. Johnson	2	13	6.5	10	0
R. Scott	1	22	22.0	22	0
Isom	1	11	11.0	11	0
Lewis	1	0	0.0	0	0
DOLPHINS	54	952	17.6	34	0
OPPONENTS	67	1222	18.2	47	0

SCORING	Ru	Pa	Rt	PAT	FG	S	TP
Reveiz	0	0	0	28/30	9/11	0	55
Duper	0	8	0	0	0	0	48
Clayton	0	7	0	0	0	0	42
Stradford	6	1	0	0	0	0	42
Beecher	0	0	0	12/12	3/4	0	21

Pruitt	0	3	0	0	0	0	18
R. Scott	3	0	0	0	0	0	18
Davenport	1	1	0	0	0	0	12
Hardy	0	2	0	0	0	0	12
Da. Johnson	0	2	0	0	0	0	12
Mackey	2	0	0	0	0	0	12
Banks	0	1	0	0	0	0	6
Douglas	0	1	0	0	0	0	6
Hampton	1	0	0	0	0	0	6
Hobley	0	0	1	0	0	0	6
Hooper	0	0	1	0	0	0	6
Isom	1	0	0	0	0	0	6
Jensen	0	1	0	0	0	0	6
Lewis	0	1	0	0	0	0	6
Marino	1	0	0	0	0	0	6
W. Smith	0	1	0	0	0	0	6
Tagliaferri	1	0	0	0	0	0	6
Tiffin	0	0	0	4/4	0/1	0	4

DOLPHINS	16	29	2	44/47	12/16	0	362
OPPONENTS	18	21	3	41/47	14/22	0	335

FIELD GOALS	1-19	20-29	30-39	40-49	50+
Reveiz	1/1	2/2	2/2	4/6	0/0
Beecher	1/1	0/0	1/1	1/2	0/0
Tiffin	0/0	0/0	0/0	0/1	0/0
DOLPHINS	2/2	2/2	3/3	5/9	0/0
OPPONENTS	0/0	7/8	4/7	2/5	1/2

SACKS	Turner	4.0	Sochia	3.5	Bosa	3.0	Readon	2.0
	Lambrecht	1.5	Offerdahl	1.5	M. Brown	1.0	Bruzdzinski	1.0
	Frye	1.0	Graf	1.0	S. Scott	1.0	Wimberly	0.5

DOLPHINS 21.0, OPPONENTS 13.0
-------------------------------

USUAL STARTERS	
OFFENSE	
WR .....	Mark Duper (12)
LT .....	Jon Giesler (9)
LG .....	Roy Foster (12)
C .....	<b>Dwight Stephenson (9)</b>
RG .....	Tom Toth (12)
RT .....	Ronnie Lee (9)
TE .....	Bruce Hardy (12)
WR .....	Mark Clayton (12)
QB .....	<b>Dan Marino (12)</b>
RB .....	Lorenzo Hampton (6)
	*Troy Stradford (5)
FB .....	Woody Bennett (11)

DEFENSE	
LDE .....	T.J. Turner (12)
NT .....	Brian Sochia (12)
RDE .....	*John Bosa (12)
LOLB .....	Bob Bruzdinski (7)
	*Rick Graf (5)
LILB .....	Jackie Shipp (12)
RILB .....	<b>John Offerdahl (9)</b>
ROLB .....	Mark Brown (9)
LCB .....	Paul Lankford (11)
RCB .....	William Judson (12)
SS .....	Glenn Blackwood (8)
	Liffort Hobley (4)
FS .....	Bud Brown (8)
	Lyle Blackwood (2)
	Liffort Hobley (2)

boldface indicates Pro Bowl performer  
\* indicates rookie

# 1988 FINAL STATISTICS (6-10)

DATE	OPPONENT	SCORE	W/L	ATT.
9/4	at Chicago	7-34	L	63,330
9/11	at Buffalo	6-9	L	79,520
9/18	GREEN BAY	24-17	W	54,409
9/25	at Indianapolis	13-15	L	59,638
10/2	MINNESOTA	24-7	W	59,867
10/9	at L.A. Raiders	24-14	W	50,751
10/16	SAN DIEGO	31-28	W	58,972
10/23	N.Y. JETS	30-44	L	68,292
10/30	at Tampa Bay	17-14	W	67,352
11/6	at New England	10-21	L	60,840
11/14	BUFFALO	6-31	L	67,091
11/20	NEW ENGLAND	3-6	L	53,526
11/27	at N.Y. Jets	34-38	L	52,752
12/4	INDIANAPOLIS	28-31	L	45,236
12/12	CLEVELAND	38-31	W	61,884
12/18	at Pittsburgh	24-40	L	36,051

TEAM STATISTICS	MIA.	OPP.
TOTAL FIRST DOWNS	321	359
By Rushing	77	155
By Passing	218	173
By Penalty	26	31
Third Down: Made/Att.	71/184	101/207
Fourth Down: Made/Att.	7/16	6/13
TOTAL NET YARDS	5721	5781
Average Per Game	357.6	361.3
Total Plays	963	1072
Average Per Play	5.9	5.4
NET YARDS RUSHING	1205	2506
Average Per Game	75.3	156.6
Total Rushes	335	557
NET YARDS PASSING	4516	3275
Average Per Game	282.3	204.7
Tackled/Yards Lost	7/41	24/167
Gross Yards	4557	3442
Attempts/Completions	621/363	491/298
Completion Percentage	58.5	60.7
Had Intercepted	23	16
PUNTS/AVERAGE	64/43.0	58/41.8
PENALTIES/YARDS	99/845	103/734
FUMBLES/BALL LOST	26/12	31/15
TOUCHDOWNS	41	45
By Rushing	11	22
By Passing	29	19
By Returns	1	4

Score By Quarters	1	2	3	4	OT	Total
DOLPHINS	72	97	88	62	0	319
OPPONENTS	51	159	69	101	0	380

RUSHING	NO.	YDS.	AVG.	LG	TD
Hampton	117	414	3.5	33	9
Stradford	95	335	3.5	18	2
Davenport	55	273	5.0	64	0
Bennett	31	115	3.7	12	0
Jensen	10	68	6.8	23	0
Cribbs	5	21	4.2	11	0
Clayton	1	4	4.0	4	0
Edmunds	1	-8	-8.0	-8	0
Marino	20	-17	-0.9	6	0
DOLPHINS	335	1205	3.6	64	11
OPPONENTS	557	2506	4.5	44	22

RECEIVING	NO.	YDS.	AVG.	LG	TD
Clayton	86	1129	13.1	45t	14
Jensen	58	652	11.2	31	5
Stradford	56	426	7.6	36	1

PASSING	ATT.	COMP.	YDS.	PCT.	TD	INT.	LG	SCK/LST	RATING
Marino	606	354	4434	58.4	28	23	80t	6/31	80.8
Jaworski	14	9	123	64.3	1	0	22	1/10	116.1
Stradford	1	0	0	0.0	0	0	0	0/0	39.6
DOLPHINS	621	363	4557	58.5	29	23	80t	7/41	81.5
OPPONENTS	491	298	3442	60.7	19	16	47	24/167	81.2

Duper	39	626	16.1	56	1
Edmunds	33	575	17.4	80t	3
Davenport	30	282	9.4	27	0
Banks	23	430	18.7	55	2
Hampton	23	204	8.9	39t	3
Schwedes	6	130	21.7	42	0
Hardy	4	46	11.5	19	0
Pruitt	2	38	19.0	19	0
Bennett	2	16	8.0	12	0
Kinchen	1	3	3.0	3	0
DOLPHINS	363	4557	12.6	80t	29
OPPONENTS	298	3442	11.6	47	19

INTERCEPTIONS	NO.	YDS.	AVG.	LG	TD
Williams	4	62	15.5	23	0
Judson	4	57	14.3	52	0
M. Brown	2	13	6.5	13	0
Offerdahl	2	2	1.0	2	0
Thomas	1	48	48.0	48	0
McNeal	1	23	23.0	23	0
Graf	1	14	14.0	14	0
Lankford	1	0	0.0	0	0
DOLPHINS	16	219	13.7	52	0
OPPONENTS	23	399	17.3	78t	4

PUNTING	NO.	YDS.	AVG.	LG	BK
Roby	64	2754	43.0	64	0
DOLPHINS	64	2754	43.0	64	0
OPPONENTS	58	2427	41.8	66	1

PUNT RET.	NO.	YDS.	AVG.	LG	TD
Schwedes	24	230	9.6	36	0
Williams	3	29	9.7	14	0
DOLPHINS	27	259	9.6	36	0
OPPONENTS	35	318	9.1	31	0

KICKOFF RET.	NO.	YDS.	AVG.	LG	TD
Cribbs	41	863	21.0	44	0
Hampton	9	216	24.0	37	0
Williams	8	159	19.9	27	0
Schwedes	3	49	16.3	25	0
Davenport	2	41	20.5	21	0
Edmunds	1	20	20.0	20	0
Hardy	1	17	17.0	17	0
DOLPHINS	65	1365	21.0	44	0
OPPONENTS	53	1109	20.9	57	0

SCORING	Ru	Pa	Rt	PAT	FG	S	TP
Reveiz	0	0	0	52/55	14/22	0	94
Clayton	0	14	0	0	0	0	84
Hampton	9	3	0	0	0	0	72
Reveiz	0	0	0	31/32	8/12	0	55
Jensen	0	5	0	0	0	0	30
Edmunds	0	3	0	0	0	0	18
Franklin	0	0	0	6/7	4/11	0	18
Stradford	2	1	0	0	0	0	18
Banks	0	2	0	0	0	0	12
Duper	0	1	0	0	0	0	6
Hobley	0	0	1	0	0	0	6
DOLPHINS	11	29	1	37/41	12/23	0	319
OPPONENTS	22	19	4	44/45	22/28	0	380

FIELD GOALS	1-19	20-29	30-39	40-49	50+
Reveiz	0/0	4/4	3/4	1/2	0/2
Franklin	0/0	1/2	2/4	0/1	1/4
DOLPHINS	0/0	5/6	5/8	1/3	1/6
OPPONENTS	0/0	6/6	10/11	4/7	2/4

SACKS
Turner 5.0, Sochia 4.5, Cline 4.0, Kumerow 3.0, Green 2.5, Bosa 2.0, Graf 1.0, Lankford 1.0, M. Brown 0.5, Offerdahl 0.5.

DOLPHINS 24.0, OPPONENTS 7.0

USUAL STARTERS
OFFENSE
WR..... Mark Duper (13)
LT..... Jon Giesler (9)
..... Mark Dennis (7)
LG..... Roy Foster (15)
C..... Jeff Dellenbach (16)
RG..... *Harry Galbreath (12)
RT..... Ronnie Lee (16)
TE..... *Ferrell Edmunds (14)
WR..... Mark Clayton (16)
QB..... Dan Marino (16)
RB..... Lorenzo Hampton (10)
FB..... Ron Davenport (5)
..... Jim Jensen (4)

DEFENSE
LDE..... T.J. Turner (16)
NT..... Brian Sochia (16)
RDE..... Jackie Cline (9)
..... John Bosa (6)
LOLB..... Rick Graf (16)
LILB..... Mark Brown (12)
RILB..... John Offerdahl (16)
ROLB..... Hugh Green (16)
LCB..... Paul Lankford (10)
RCB..... William Judson (16)
SS..... Liffort Hobley (13)
FS..... *Jarvis Williams (16)

boldface indicates Pro Bowl performer  
\* indicates rookie



# 1989 FINAL STATISTICS (8-8)

DATE	OPPONENT	SCORE	W/L	ATT.
9/10	BUFFALO	24-27	L	54,541
9/17	at New England	24-10	W	57,043
9/24	N.Y. JETS	33-40	L	65,908
10/1	at Houston	7-39	L	53,326
10/8	CLEVELAND	13-10(OT)	W	58,444
10/15	at Cincinnati	20-13	W	58,184
10/22	GREEN BAY	23-20	W	56,624
10/29	at Buffalo	17-31	L	80,208
11/5	INDIANAPOLIS	19-13	W	52,680
11/12	at N.Y. Jets	31-23	W	65,923
11/19	at Dallas	17-14	W	56,044
11/26	PITTSBURGH	14-34	L	59,936
12/3	at Kansas City	21-26	L	54,610
12/10	NEW ENGLAND	31-10	W	55,918
12/17	at Indianapolis	13-42	L	55,665
12/24	KANSAS CITY	24-27	L	43,612

TEAM STATISTICS	MIA.	OPP.
TOTAL FIRST DOWNS .....	311	337
By Rushing .....	88	139
By Passing .....	202	180
By Penalty .....	21	18
Third Down: Made/Att. ....	101/209	67/194
Fourth Down: Made/Att. ....	7/14	8/21
TOTAL NET YARDS .....	5546	5696
Average Per Game .....	346.6	356.0
Total Plays .....	1011	1045
Average Per Play .....	5.5	5.5
NET YARDS RUSHING .....	1330	2153
Average Per Game .....	83.1	134.6
Total Rushes .....	400	493
NET YARDS PASSING .....	4216	3543
Average Per Game .....	263.5	221.4
Tackled/Yards Lost. ....	10/86	39/268
Gross Yards .....	4302	3811
Attempts/Completions .....	601/331	513/315
Completion Percentage .....	55.1	61.4
Had Intercepted .....	25	15
PUNTS/AVERAGE .....	59/41.7	62/39.0
PENALTIES/YARDS .....	83/614	106/831
FUMBLES/BALL LOST .....	30/16	19/8
TOUCHDOWNS .....	39	43
By Rushing .....	10	19
By Passing .....	26	21
By Returns .....	3	3

Score By Quarters	1	2	3	4	OT	Total
DOLPHINS .....	78	96	73	81	3	331
OPPONENTS .....	57	128	77	117	0	379

RUSHING	NO.	YDS.	AVG.	LG	TD
Smith .....	200	659	3.3	25	6
Stradford .....	66	240	3.6	13	1
Logan .....	57	201	3.5	14	0
Davenport .....	14	56	4.0	9	1
Jensen .....	8	50	6.3	14	0
Hampton .....	17	47	2.8	9	0
Secules .....	4	39	9.8	17	0
T. Brown .....	13	26	2.0	6	0
Faola .....	2	10	5.0	5	0
Clayton .....	3	9	3.0	11	0
Roby .....	2	0	0.0	0	0
Marino .....	14	-7	-0.5	2	2
DOLPHINS .....	400	1330	3.3	25	10
OPPONENTS .....	493	2153	4.4	33	19

RECEIVING	NO.	YDS.	AVG.	LG	TD
Clayton .....	64	1011	15.8	78t	9
Jensen .....	61	557	9.1	20	6
Duper .....	49	717	14.6	41	1
Edmunds .....	32	382	11.9	30	3
Banks .....	30	520	17.3	61	1
Stradford .....	25	233	9.3	32	0
A. Brown .....	24	410	17.1	48t	5
T. Brown .....	13	117	9.0	23	0
Hampton .....	8	25	3.1	12	0
Schwedes .....	7	174	24.9	65t	1
Smith .....	7	81	11.6	34	0
Logan .....	5	34	6.8	11	0
Davenport .....	3	19	6.3	9	0
Kinchen .....	1	12	12.0	12	0
Faola .....	1	8	8.0	8	0
Hardy .....	1	2	2.0	2	0
DOLPHINS .....	331	4302	13.0	78t	26
OPPONENTS .....	315	3811	12.1	63t	21

INTERCEPTIONS	NO.	YDS.	AVG.	LG	TD
---------------	-----	------	------	----	----

Oliver .....	4	32	8.0	23	0
McNeal .....	3	-6	-2.0	0	0
Williams .....	2	43	21.5	24	0
Judson .....	2	31	15.5	28	0
Thomas .....	2	4	2.0	4	0
Hobley .....	1	22	22.0	22	0
Lankford .....	1	0	0.0	0	0
DOLPHINS .....	15	126	8.4	28	0
OPPONENTS .....	25	335	13.4	48	1

PUNTING	NO.	YDS.	AVG.	LG	BK
---------	-----	------	------	----	----

Roby .....	58	2458	42.4	58	1
DOLPHINS .....	59	2458	41.7	58	1
OPPONENTS .....	62	2416	39.0	63	1

PUNT RET.	NO.	YDS.	AVG.	LG	TD
-----------	-----	------	------	----	----

Schwedes .....	18	210	11.7	70t	1
Stradford .....	14	129	9.2	19	0
Gibson .....	1	-1	-1.0	-1	0
DOLPHINS .....	33	338	10.2	70t	1
OPPONENTS .....	26	256	9.8	18	0

KICKOFF RET.	NO.	YDS.	AVG.	LG	TD
--------------	-----	------	------	----	----

Logan .....	24	613	25.5	97t	1
Hampton .....	17	303	17.8	34	0
Reaves .....	6	84	14.0	22	0
Schwedes .....	3	24	8.0	13	0
Faola .....	2	30	15.0	17	0
Kinchen .....	2	26	13.0	17	0
A. Brown .....	2	9	4.5	9	0
Williams .....	1	21	21.0	21	0
Davenport .....	1	19	19.0	19	0
Ahrens .....	1	10	10.0	10	0
Goode .....	1	8	8.0	8	0
Brudzinski .....	1	6	6.0	6	0
DOLPHINS .....	61	1153	18.9	97t	1
OPPONENTS .....	63	1215	19.3	40	0

SCORING	Ru	Pa	Rt	PAT	FG	S	TP
---------	----	----	----	-----	----	---	----

Stoyanovich .....	0	0	0	38/39	19/26	0	95
Clayton .....	0	9	0	0	0	0	54
Jensen .....	0	6	0	0	0	0	36
Smith .....	6	0	0	0	0	0	36
A. Brown .....	0	5	0	0	0	0	30
Edmunds .....	0	3	0	0	0	0	18

Logan .....	0	0	2	0	0	0	12
Marino .....	2	0	0	0	0	0	12
Schwedes .....	0	1	1	0	0	0	12
Banks .....	0	1	0	0	0	0	6
Davenport .....	1	0	0	0	0	0	6
Jensen .....	0	1	0	0	0	0	6
Stradford .....	1	0	0	0	0	0	6
Team .....	0	0	0	0	0	1	2

DOLPHINS .....	10	26	3	38/39	19/26	1	331
OPPONENTS .....	19	21	3	42/43	25/33	2	379

FIELD GOALS	1-19	20-29	30-39	40-49	50+
-------------	------	-------	-------	-------	-----

Stoyanovich .....	1/1	8/8	5/6	4/8	1/3
DOLPHINS .....	1/1	8/8	5/6	4/8	1/3
OPPONENTS .....	1/1	8/8	10/12	5/9	1/3

SACKS	1-19	20-29	30-39	40-49	50+
-------	------	-------	-------	-------	-----

Cross 10.0, Green 7.5, Sochia 5.0, Bosa 2.0, Kumerow 2.0, Offerdahl 1.5, Ahrens 1.0, Cline 1.0, Frye 1.0, Graf 1.0, Hobley 1.0, Junior 1.0, Krauss 1.0, Lankford 1.0, Thomas 1.0, Williams 1.0, TEAM 1.0.					
DOLPHINS 39.0, OPPONENTS 10.0					

USUAL STARTERS	1-19	20-29	30-39	40-49	50+
----------------	------	-------	-------	-------	-----

OFFENSE	1-19	20-29	30-39	40-49	50+
---------	------	-------	-------	-------	-----

WR .....	Mark Duper (14)
LT .....	Jeff Dellenbach (15)
LG .....	Roy Foster (16)
C .....	*Jeff Ulhenhake (15)
RG .....	Harry Galbreath (14)
RT .....	Ronnie Lee (15)
TE .....	Ferrell Edmunds (16)
WR .....	Mark Clayton (15)
QB .....	Dan Marino (16)
RB .....	*Sammie Smith (12)
FB .....	Tom Brown (7)
	Marc Logan (4)
	Ron Davenport (3)

DEFENSE	1-19	20-29	30-39	40-49	50+
---------	------	-------	-------	-------	-----

LDE .....	T.J. Turner (11)
NT .....	Brian Sochia (16)
RDE .....	Jeff Cross (16)
LOLB .....	E.J. Junior (12)
LILB .....	Dave Ahrens (8)
	John Offerdahl (8)
RILB .....	Barry Krauss (16)
ROLB .....	Hugh Green (16)
LCB .....	Paul Lankford (16)
RCB .....	William Judson (14)
SS .....	Jarvis Williams (16)
FS .....	*Louis Oliver (13)

**boldface** indicates Pro Bowl performer  
\* indicates rookie

PASSING	ATT.	COMP.	YDS.	PCT.	TD	INT.	LG	SCK/LST	RATING
Marino .....	550	308	3997	56.0	24	22	78t	10/86	76.9
Secules .....	50	22	286	44.0	1	3	44t	0/0	44.3
Jensen .....	1	1	19	100.0	1	0	19t	0/0	158.3
DOLPHINS .....	601	331	4302	55.1	26	25	78t	10/86	74.9
OPPONENTS .....	513	315	3811	61.4	21	15	63t	39/268	85.7

# 1990 FINAL STATISTICS (12-4)

DATE	OPPONENT	SCORE	W/L	ATT.
9/9	at New England	27-24	W	45,305
9/16	BUFFALO	30-7	W	68,142
9/23	at N.Y. Giants	3-20	L	76,483
9/30	at Pittsburgh	28-6	W	54,691
10/7	N.Y. JETS	20-16	W	69,678
10/18	NEW ENGLAND	17-10	W	62,630
10/28	at Indianapolis	27-17	W	59,213
11/4	PHOENIX	23-3	W	54,924
11/11	at N.Y. Jets	17-3	W	68,362
11/19	L.A. RAIDERS	10-13	L	70,553
11/25	at Cleveland	30-13	W	70,225
12/2	at Washington	20-42	L	53,599
12/9	PHILADELPHIA	23-20(OT)	W	67,034
12/16	SEATTLE	24-17	W	57,851
12/23	at Buffalo	14-24	L	80,235
12/30	INDIANAPOLIS	23-17	W	59,547

TEAM STATISTICS	MIA.	OPP.
TOTAL FIRST DOWNS .....	303	268
By Rushing .....	90	110
By Passing .....	190	145
By Penalty .....	23	13
Third Down: Made/Att. ....	88/206	79/207
Fourth Down: Made/Att. ....	10/13	7/18
TOTAL NET YARDS .....	5047	4547
Average Per Game .....	315.4	284.2
Total Plays .....	975	968
Average Per Play .....	5.2	4.7
NET YARDS RUSHING .....	1535	1831
Average Per Game .....	95.9	114.4
Total Rushes .....	420	461
NET YARDS PASSING .....	3512	2716
Average Per Game .....	219.5	169.8
Tackled/Yards Lost. ....	16/99	45/348
Gross Yards .....	3611	3064
Attempts/Completions. ....	539/310	462/257
Completion Percentage. ....	57.5	55.6
Had Intercepted .....	12	19
PUNTS/AVERAGE .....	72/42.0	75/40.0
PENALTIES/YARDS .....	64/486	95/759
FUMBLE/BALL LOST .....	33/15	23/8
TOUCHDOWNS .....	39	26
By Rushing .....	13	11
By Passing .....	21	14
By Returns .....	5	1

Score By Quarters	1	2	3	4	OT	Total
DOLPHINS .....	60	113	77	83	3	336
OPPONENTS ....	30	108	39	65	0	242

RUSHING	NO.	YDS.	AVG.	LG	TD
Smith .....	226	831	3.7	33	8
Logan .....	79	317	4.0	17	2
Stradford .....	37	138	3.7	15	1
Paige .....	32	95	3.0	11	2
Higgs .....	10	67	6.7	27	0
Secules .....	8	34	4.3	17	0
Marino .....	16	29	1.8	15	0
Limbrick .....	5	14	2.8	5	0
Martin .....	1	8	8.0	8	0
Jensen .....	4	6	1.5	2	0
Banks .....	1	3	3.0	3	0
Edmunds .....	1	-7	-7.0	-7	0
DOLPHINS ....	420	1535	3.7	33	13
OPPONENTS ....	461	1831	4.0	39	11

RECEIVING	NO.	YDS.	AVG.	LG	TD
Duper .....	52	810	15.6	69t	5
Jensen .....	44	365	8.3	18	1
Paige .....	35	247	7.1	17t	4
Clayton .....	32	406	12.7	43	3
Edmunds .....	31	446	14.4	35	1
Stradford .....	30	257	8.6	23	0
Martin .....	29	388	13.4	45	2
Pruitt .....	13	235	18.1	35t	3
Banks .....	13	131	10.1	23	0
Smith .....	11	134	12.2	53t	1
Logan .....	7	54	7.7	12	0
Schwedes .....	6	66	11.0	19	1
Limbrick .....	4	23	5.8	9	0
A. Brown .....	3	49	16.3	24	0
DOLPHINS ....	310	3611	11.6	69t	21
OPPONENTS ....	257	3064	11.9	64t	14

INTERCEPTIONS	NO.	YDS.	AVG.	LG	TD
Oliver .....	5	87	17.4	35	0
Williams .....	5	82	16.4	42t	1
McKyer .....	4	40	10.0	21	0
Glenn .....	2	31	15.5	31t	1
Offerdahl .....	1	28	28.0	28	0
Hobley .....	1	15	15.0	15	0
Kumerow .....	1	5	5.0	5	0
DOLPHINS ....	19	288	15.2	42t	2
OPPONENTS ....	12	184	15.3	73	0

PUNTING	NO.	YDS.	AVG.	LG	BK
Roby .....	72	3022	42.0	62	0
DOLPHINS ....	72	3022	42.0	62	0
OPPONENTS ....	75	3001	40.0	63	1

PUNT RET.	NO.	YDS.	AVG.	LG	TD
Martin .....	26	140	5.4	35	0
Schwedes .....	9	89	9.9	23	0
Stradford .....	3	4	1.3	4	0
Williams .....	1	0	0.0	0	0
DOLPHINS ....	39	233	6.0	35	0
OPPONENTS ....	40	397	9.9	36	0

KICKOFF RET.	NO.	YDS.	AVG.	LG	TD
Logan .....	20	367	18.4	35	0
Higgs .....	10	210	21.0	30	0
Stradford .....	3	56	18.7	21	0
Schwedes .....	2	52	26.0	30	0
Collins .....	2	30	15.0	30	0
Adams .....	2	16	8.0	10	0
Paige .....	1	18	18.0	18	0
Kinchen .....	1	16	16.0	16	0
Sims .....	1	9	9.0	9	0
Graf .....	1	6	6.0	6	0
DOLPHINS ....	43	780	18.1	35	0
OPPONENTS ....	53	1092	20.6	38	0

SCORING	Ru	Pa	Rt	PAT	FG	S	TP
Stoyanovich....	0	0	0	37/37	21/25	0	100
Smith .....	8	1	0	0	0	0	54
Paige .....	2	4	0	0	0	0	36
Duper .....	0	5	0	0	0	0	30
Clayton .....	0	3	0	0	0	0	18
Pruitt .....	0	3	0	0	0	0	18
Logan .....	2	0	0	0	0	0	12
Martin .....	0	2	0	0	0	0	12
Edmunds .....	0	1	0	0	0	0	6

Glenn .....	0	0	1	0	0	0	6
Higgs .....	0	0	1	0	0	0	6
Jensen .....	0	1	0	0	0	0	6
Odum .....	0	0	1	0	0	0	6
Schwedes .....	0	1	0	0	0	0	6
Sochia .....	0	0	1	0	0	0	6
Stradford .....	1	0	0	0	0	0	6
Williams .....	0	0	1	0	0	0	6
Team .....	0	0	0	0	0	1	2

DOLPHINS ....	13	21	5	37/37	21/25	1	336
OPPONENTS ....	11	14	1	26/26	20/29	0	242

FIELD GOALS	1-19	20-29	30-39	40-49	50+
Reveiz .....	0/0	4/4	3/4	1/2	0/2
Stoyanovich .....	2/2	7/8	6/7	4/5	2/3
DOLPHINS ....	2/2	7/8	6/7	4/5	2/3
OPPONENTS ..	1/1	6/6	4/9	7/8	2/5

SACKS	
Cross 11.5, Junior 6.0, Griggs 5.5, Wilson 4.0, Hobley 3.0, Oglesby 2.5, Green 2.0, Williams 2.0, Lee 1.5, J.B. Brown 1.0, Glenn 1.0, Odum 1.0, Offerdahl 1.0, Oliver 1.0, Sochia 1.0, Turner 1.0.	

DOLPHINS 45.0, OPPONENTS 16.0

USUAL STARTERS	
WR .....	Mark Duper (15)
LT .....	*Richmond Webb (16)
LG .....	*Keith Sims (13)
C .....	Jeff Ulhenhake (16)
RG .....	Harry Galbreath (16)
RT .....	Mark Dennis (16)
TE .....	Ferrell Edmunds (16)
WR .....	Mark Clayton (10)
QB .....	Dan Marino (16)
RB .....	Sammie Smith (16)
FB .....	Tony Paige (13)

DEFENSE	
LDE .....	T.J. Turner (12)
NT .....	Shawn Lee (10)
RDE .....	Jeff Cross (16)
LOLB .....	David Griggs (16)
ULB .....	John Offerdahl (16)
RILB .....	Cliff Odum (16)
ROLB .....	Hugh Green (16)
LCB .....	Tim McKyer (16)
RCB .....	J.B. Brown (16)
SS .....	Jarvis Williams (16)
FS .....	Louis Oliver (16)

**boldface** indicates Pro Bowl performer  
\* indicates rookie

PASSING	ATT.	COMP.	YDS.	PCT.	TD	INT.	LG	SCK/LST	RATING
Marino .....	531	306	3563	57.6	21	11	69t	15/90	82.6
Secules .....	7	3	17	42.9	0	1	8	1/9	10.7
Jensen .....	1	1	31	100.0	0	0	31	0/0	118.8
DOLPHINS .....	539	310	3611	57.5	21	12	69t	16/99	81.6
OPPONENTS .....	462	257	3064	55.6	14	19	64t	45/348	69.0

# 1991 FINAL STATISTICS (8-8)

DATE	OPPONENT	SCORE	W/L	ATT.
9/1	at Buffalo	31-35	L	80,252
9/8	INDIANAPOLIS	17-6	W	51,155
9/15	at Detroit	13-17	L	56,896
9/22	GREEN BAY	16-13	W	56,583
9/29	at N.Y. Jets	23-41	L	71,170
10/6	at New England	20-10	W	49,749
10/13	at Kansas City	7-42	L	78,021
10/20	HOUSTON	13-17	L	60,705
11/3	at Indianapolis	10-6	W	55,899
11/10	NEW ENGLAND	30-20	W	56,065
11/18	BUFFALO	27-41	L	71,062
11/24	at Chicago	16-13(OT)	W	58,288
12/1	TAMPA BAY	33-14	W	51,036
12/9	CINCINNATI	37-13	W	60,616
12/15	at San Diego	30-38	L	47,731
12/22	N.Y. JETS	20-23(OT)	L	69,636

TEAM STATISTICS	MIA.	OPP.
TOTAL FIRST DOWNS .....	312	327
By Rushing .....	91	133
By Passing .....	205	177
By Penalty .....	16	17
Third Down: Made/Att. ....	84/205	103/210
Fourth Down: Made/Att. ....	10/13	6/10
TOTAL NET YARDS.....	5241	5406
Average Per Game .....	327.6	337.6
Total Plays .....	970	1019
Average Per Play .....	5.4	5.3
NET YARDS RUSHING .....	1352	2301
Average Per Game .....	84.5	143.8
Total Rushes .....	379	499
NET YARDS PASSING .....	3889	3105
Average Per Game .....	243.1	194.1
Tackled/Yards Lost. ....	28/188	35/248
Gross Yards .....	4077	3353
Attempts/Completions. ....	563/327	485/300
Completion Percentage.....	58.1	61.9
Had Intercepted .....	14	12
PUNTS/AVERAGE .....	57/44.8	65/39.8
PENALTIES/YARDS .....	62/516	91/684
FUMBLES/BALL LOST .....	23/14	19/9
TOUCHDOWNS .....	35	40
By Rushing .....	8	17
By Passing .....	26	18
By Returns .....	1	5

Score By Quarters	1	2	3	4	OT	Total
DOLPHINS .....	55	119	51	115	3	343
OPPONENTS ....	65	100	75	106	3	349

RUSHING	NO.	YDS.	AVG.	LG	TD
Higgs .....	231	905	3.9	24	4
S. Smith .....	83	297	3.6	18	1
Craver .....	20	58	2.9	71	1
Marino .....	27	32	1.2	11	1
Secules .....	4	30	7.5	12	1
Paige .....	10	25	2.5	6	0
Logan .....	4	5	1.3	2	0
DOLPHINS ....	379	1352	3.6	24	8
OPPONENTS ....	499	2301	4.6	63	17

RECEIVING	NO.	YDS.	AVG.	LG	TD
Duper .....	70	1085	15.5	43	5
Clayton .....	70	1053	15.0	43	12
Paige .....	57	469	8.2	26	1
Martin .....	27	434	16.1	54	2
Jensen .....	21	183	8.7	19	2

PASSING	ATT.	COMP.	YDS.	PCT.	TD	INT.	LG	SCK/LST	RATING
Marino .....	549	318	3970	57.9	25	13	54	27/182	85.8
Secules .....	13	8	90	61.5	1	1	17	1/6	75.8
Jensen .....	1	1	17	100.0	0	0	17	0/0	118.8
DOLPHINS.....	563	327	4077	58.1	26	14	54	28/188	85.7
OPPONENTS.....	485	300	3353	61.9	18	12	54	35/348	84.5

Baty .....	20	269	13.5	30	1
S. Smith .....	14	95	6.8	12	0
Edmunds .....	11	118	10.7	22	2
Higgs .....	11	80	7.3	13	0
Banks .....	9	119	13.2	25	1
Craver .....	8	67	8.4	25	0
Miller .....	4	49	12.3	15	0
Pruitt .....	2	30	15.0	24	0
Henry .....	2	17	8.5	9	0
Sims .....	1	9	9.0	9	0

DOLPHINS .....	327	4077	12.5	54	26
OPPONENTS .....	300	3353	11.2	54	18

INTERCEPTIONS	NO.	YDS.	AVG.	LG	TD
Oliver .....	5	80	16.0	37	0
Harden .....	2	39	19.5	22	0
Lee .....	1	14	14.0	14	0
Reichenbach .....	1	2	2.0	2	0
Brown .....	1	0	0.0	0	0
J. Williams .....	1	0	0.0	0	0
Odum .....	1	0	0.0	0	0
DOLPHINS ....	12	135	11.3	37	0
OPPONENTS ....	14	217	15.5	83	2

PUNTING	NO.	YDS.	AVG.	LG	BK
Roby .....	54	2466	45.7	64	1
Stoyanovich .....	2	85	42.5	49	0
DOLPHINS ....	57	2551	44.8	64	1
OPPONENTS ....	65	2588	39.8	61	2

PUNT RET.	NO.	YDS.	AVG.	LG	TD
Miller .....	28	248	8.9	32	0
Martin .....	1	10	10.0	10	0
Junior .....	1	0	0.0	0	0
DOLPHINS ....	30	258	8.6	32	0
OPPONENTS ....	30	332	11.1	39	0

KICKOFF RET.	NO.	YDS.	AVG.	LG	TD
Craver .....	32	615	19.2	49	0
Logan .....	12	191	15.9	31	0
Paige .....	2	31	15.5	16	0
Hill .....	1	33	33.0	33	0
Henry .....	1	13	13.0	13	0
J. Williams .....	1	7	7.0	7	0
Dellenbach .....	1	0	0.0	0	0
DOLPHINS ....	50	890	17.8	49	0
OPPONENTS ....	66	1270	19.2	39	0

SCORING	Ru	Pa	Rt	PAT	FG	S	TP
Stoyanovich .....	0	0	0	28/29	31/37	0	121
Clayton .....	0	12	0	0	0	0	72
Duper .....	0	5	0	0	0	0	30
Higgs .....	4	0	0	0	0	0	24
Edmunds .....	0	2	0	0	0	0	12
Jensen .....	0	2	0	0	0	0	12
Martin .....	0	2	0	0	0	0	12
Baumann .....	0	0	0	6/6	2/2	0	12
Banks .....	0	1	0	0	0	0	6
Baty .....	0	1	0	0	0	0	6
Craver .....	1	0	0	0	0	0	6
Klingbeil .....	0	1	0	0	0	0	6
Marino .....	1	0	0	0	0	0	6
Paige .....	0	1	0	0	0	0	6
S. Smith .....	1	0	0	0	0	0	6
Secules .....	1	0	0	0	0	0	6
DOLPHINS ....	8	26	1	34/35	33/39	0	343
OPPONENTS ....	17	18	5	40/40	23/33	0	349

FIELD GOALS	1-19	20-29	30-39	40-49	50+
Stoyanovich .....	2/2	8/8	11/12	7/10	3/5
Baumann .....	0/0	1/1	0/0	1/1	0/0
DOLPHINS .....	2/2	9/9	11/12	8/11	3/5
OPPONENTS .....	1/1	9/11	6/7	6/9	1/5

SACKS	Cross 7.0, Griggs 5.5, Junior 5.0, Klingbeil 5.0, Turner 4.0, B. Cox 2.0, Offerdahl 1.5, Gardner 1.0, H. Green 1.0, Harden 1.0, Odom 1.0, TEAM 1.0.
-------	---

DOLPHINS 35.0, OPPONENTS 28.0

USUAL STARTERS	
WR .....	Mark Duper (16)
LT .....	Richmond Webb (14)
LG .....	Keith Sims (12)
C .....	Jeff Uhlenhake (10)
RG .....	Harry Galbreath (16)
RT .....	Mark Dennis (16)
TE .....	Greg Baty (8)
	Ferrell Edmunds (8)
WR .....	Mark Clayton (16)
QB .....	Dan Marino (16)
RB .....	Mark Higgs (10)
FB .....	Tony Paige (16)

DEFENSE	
LDE .....	Alfred Oglesby (8)
	T.J. Turner (8)
NT .....	Chuck Klingbeil (4)
	Alfred Oglesby (4)
	T.J. Turner (4)
RDE .....	Jeff Cross (16)
LOLB .....	David Griggs (16)
LILB .....	Cliff Odom (15)
RILB .....	Mike Reichenbach (10)
ROLB .....	*Bryan Cox (13)
LCB .....	Vestee Jackson (11)
RCB .....	J.B. Brown (11)
SS .....	Bobby Harden (11)
FS .....	Louis Oliver (16)

**boldface** indicates Pro Bowl performer  
\* indicates rookie



# 1992 FINAL STATISTICS (11-5)

DATE	OPPONENT	SCORE	W/L	ATT.
9/14	at Cleveland	27-23	W	74,765
9/20	L.A. RAMS	26-10	W	55,945
9/27	at Seattle	19-17	W	59,374
10/4	at Buffalo	37-10	W	80,368
10/11	ATLANTA	21-17	W	68,633
10/18	NEW ENGLAND	38-17	W	61,120
10/25	INDIANAPOLIS	20-31	L	61,117
11/1	at N.Y. Jets	14-26	L	69,313
11/8	at Indianapolis	28-0	W	59,892
11/16	BUFFALO	20-26	L	70,629
11/22	HOUSTON	19-16	W	63,597
11/29	at New Orleans	13-24	L	68,591
12/6	at San Francisco	3-27	L	58,474
12/14	L.A. RAIDERS	20-7	W	67,098
12/20	N.Y. JETS	19-17	W	68,275
12/27	at New England	16-13(OT)	W	34,726

TEAM STATISTICS	MIA.	OPP.
TOTAL FIRST DOWNS	316	273
By Rushing	101	92
By Passing	194	168
By Penalty	21	13
Third Down: Made/Att.	78/201	88/217
Fourth Down: Made/Att.	8/16	7/20
TOTAL NET YARDS	5500	4583
Average Per Game	343.8	286.4
Total Plays	998	976
Average Per Play	5.5	4.7
NET YARDS RUSHING	1525	1600
Average Per Game	95.3	100.0
Total Rushes	407	428
NET YARDS PASSING	3975	2983
Average Per Game	248.8	186.4
Tackled/Yards Lost	28/173	36/283
Gross Yards	4148	3266
Attempts/Completions	563/332	512/294
Completion Percentage	59.0	57.4
Had Intercepted	17	18
PUNTS/AVERAGE	61/39.7	74/40.1
PENALTIES/YARDS	86/656	89/679
FUMBLES/BALL LOST	31/17	25/14
TOUCHDOWNS	36	32
By Rushing	9	9
By Passing	24	16
By Returns	3	7

Score By Quarters	1	2	3	4	OT	Total
DOLPHINS	75	85	87	90	3	340
OPPONENTS	49	80	71	81	0	281

RUSHING	NO.	YDS.	AVG.	LG	TD
Higgs	256	915	3.6	23	7
Humphrey	102	471	4.6	21	1
Marino	20	66	3.3	12	0
Parmalee	6	38	6.3	20	0
Paige	7	11	1.6	6	1
Mitchell	8	10	1.3	8	0
Craver	3	9	3.0	8	0
Saxon	4	7	1.8	4	0
Martin	1	-2	-2.0	-2	0
DOLPHINS	407	1525	3.7	23	9
OPPONENTS	428	1600	3.7	40	9

RECEIVING	NO.	YDS.	AVG.	LG	TD
Humphrey	54	507	9.4	26	1
K. Jackson	48	594	12.4	42	5
Paige	48	399	8.3	30	1

PASSING	ATT.	COMP.	YDS.	PCT.	TD	INT.	LG	SCK/LST	RATING
Marino	554	330	4116	59.6	24	16	62t	28/173	85.1
Mitchell	8	2	32	25.0	0	1	18	0/0	4.2
Martin	1	0	0	0.0	0	0	0	0/0	39.6
DOLPHINS	563	332	4148	59.0	24	17	62t	28/173	83.6
OPPONENTS	512	294	3266	57.4	16	18	60	36/283	72.3

Duper	44	762	17.3	62t	7
Clayton	43	619	14.4	44t	3
Martin	33	553	16.8	55t	2
Banks	22	319	14.5	39t	3
Higgs	16	142	8.9	21	0
Edmunds	10	91	9.1	15	1
Saxon	5	41	8.2	14	0
Clark	3	59	19.7	45	0
M. Williams	3	43	14.3	18	0
Baty	3	19	6.3	12	1

DOLPHINS	332	4148	12.5	62t	24
OPPONENTS	294	3266	11.1	60	16

INTERCEPTIONS	NO.	YDS.	AVG.	LG	TD
Oliver	5	200	40.0	103t	1
Brown	4	119	29.8	48	1
V. Jackson	3	63	21.0	30t	1
Vincent	2	47	23.5	32	0
J. Williams	2	29	14.5	25	0
Alexander	1	0	0.0	0	0
Cox	1	0	0.0	0	0

DOLPHINS	18	458	25.4	103t	3
OPPONENTS	17	446	26.2	102t	4

PUNTING	NO.	YDS.	AVG.	LG	BK
Roby	35	1443	41.2	60	0
Prokop	24	891	37.1	56	0
Stoyanovich	2	90	45.0	48	0

DOLPHINS	61	2424	39.7	60	0
OPPONENTS	74	2971	40.1	59	1

PUNT RET.	NO.	YDS.	AVG.	LG	TD
Miller	24	175	7.3	19	0
Vincent	5	16	3.2	6	0
Martin	1	0	0.0	0	0
J. Williams	1	0	0.0	0	0

DOLPHINS	31	191	6.2	19	0
OPPONENTS	33	382	11.6	84t	1

KICKOFF RET.	NO.	YDS.	AVG.	LG	TD
M. Williams	19	328	17.3	28	0
Parmalee	14	289	20.6	32	0
Craver	8	174	21.8	44	0
Paige	2	29	14.5	19	0
Humphrey	1	18	18.0	18	0

DOLPHINS	44	838	19.0	44	0
OPPONENTS	65	1380	21.2	82	0

SCORING	Ru	Pa	Rt	PAT	FG	S	TP
Stoyanovich	0	0	0	34/36	30/37	0	124
Duper	0	7	0	0	0	0	42
Higgs	7	0	0	0	0	0	42
K. Jackson	0	5	0	0	0	0	30
Banks	0	3	0	0	0	0	18
Clayton	0	3	0	0	0	0	18
Humphrey	1	1	0	0	0	0	12
Martin	0	2	0	0	0	0	12
Paige	1	1	0	0	0	0	12
Baty	0	1	0	0	0	0	6
Brown	0	0	1	0	0	0	6
Edmunds	0	1	0	0	0	0	6
V. Jackson	0	0	1	0	0	0	6
Oliver	0	0	1	0	0	0	6

DOLPHINS	9	24	3	34/36	30/37	0	340
OPPONENTS	9	16	7	30/32	19/26	1	281

FIELD GOALS	1-19	20-29	30-39	40-49	50+
Stoyanovich	0/0	9/9	14/16	4/4	3/8
DOLPHINS	0/0	9/9	14/16	4/4	3/8
OPPONENTS	2/2	8/8	4/5	3/8	2/3

SACKS	Cox	14.0	Coleman	6.0	Cross	5.0	Griggs	3.0
	Hobley	2.0	Offerdahl	1.5	Webster	1.5	Briggs	1.0
			Hollier	1.0	Klingbeil	1.0		

DOLPHINS	36.0	OPPONENTS	28.0
----------	------	-----------	------

USUAL STARTERS	OFFENSE
WR	Mark Duper (16)
LT	Richmond Webb (16)
LG	Keith Sims (16)
C	Jeff Uhlenhake (13)
RG	Harry Galbreath (16)
RT	Jeff Dellenbach (8)
	Mark Dennis (8)
TE	Keith Jackson (11)
WR	Mark Clayton (13)
QB	Dan Marino (16)
RB	Mark Higgs (15)
FB	Tony Paige (16)

DEFENSE	
LDE .....	Jeff Cross (7)
	David Griggs (4)
	T.J. Turner (4)
NT .....	Chuck Klingbeil (13)
RDE .....	Jeff Cross (7)
	*Marco Coleman (7)
LOLB .....	*Marco Coleman (7)
	David Griggs (4)
LILB .....	John Grimsley (11)
RILB .....	John Offerdahl (8)
	*Dwight Hollier (4)
ROLB .....	<b>Bryan Cox (16)</b>
LCB .....	*Troy Vincent (11)
RCB .....	J.B. Brown (14)
SS .....	Jarvis Williams (10)
FS .....	Louis Oliver (16)

boldface indicates Pro Bowl performer  
\* indicates rookie

# 1993 FINAL STATISTICS (9-7)

DATE	OPPONENT	SCORE	W/L	ATT.
9/5	at Indianapolis	24-20	W	51,858
9/12	N.Y. JETS	14-24	L	70,314
9/26	at Buffalo	22-13	W	79,635
10/4	WASHINGTON	17-10	W	68,568
10/10	at Cleveland	24-14	W	78,138
10/24	INDIANAPOLIS	41-27	W	57,301
10/31	KANSAS CITY	30-10	W	67,765
11/7	at N.Y. Jets	10-27	L	71,306
11/14	at Philadelphia	19-14	W	64,213
11/21	NEW ENGLAND	17-13	W	59,982
11/25	at Dallas	16-14	W	60,198
12/5	N.Y. GIANTS	14-19	L	72,161
12/13	PITTSBURGH	20-21	L	70,232
12/19	BUFFALO	34-47	L	71,597
12/27	at San Diego	20-45	L	60,311
1/2	at New England	27-33(OT)	L	53,883

TEAM STATISTICS	MIA.	OPP.
TOTAL FIRST DOWNS	309	332
By Rushing	85	103
By Passing	207	205
By Penalty	17	24
Third Down: Made/Att.	100/218	103/229
Fourth Down: Made/Att.	8/17	3/10
TOTAL NET YARDS	5812	5150
Average Per Game	363.3	321.9
Total Plays	1030	1061
Average Per Play	5.6	4.9
NET YARDS RUSHING	1459	1665
Average Per Game	91.2	104.1
Total Rushes	419	460
NET YARDS PASSING	4353	3485
Average Per Game	272.1	217.8
Tackled/Yards Lost	30/211	29/197
Gross Yards	4564	3682
Attempts/Completions	581/342	572/350
Completion Percentage	58.9	61.2
Had Intercepted	18	13
PUNTS/AVERAGE	58/39.7	76/41.3
PENALTIES/YARDS	81/663	92/650
FUMBLE/BALL LOST	32/16	30/14
TOUCHDOWNS	40	43
By Rushing	10	12
By Passing	27	26
By Returns	3	5

Score By Quarters	1	2	3	4	OT	Total
DOLPHINS	100	76	85	88	0	349
OPPONENTS	56	126	71	92	6	351

RUSHING	NO.	YDS.	AVG.	LG	TD
Higgs	186	693	3.7	31	3
Kirby	119	390	3.3	20	3
Byars	64	269	4.2	77	3
Mitchell	21	89	4.2	32	0
Parmalee	4	16	4.0	12	0
Saxon	5	13	2.6	9	0
Martin	1	6	6.0	6	0
Pederson	2	-1	-0.5	0	0
DeBerg	4	-4	-1.0	-1	0
Fryar	3	-4	-1.3	2	0
Marino	9	-4	-0.4	4	1
McDuffie	1	-4	-4.0	-4	0
DOLPHINS	419	1459	3.5	77	10
OPPONENTS	460	1665	3.6	65	12

RECEIVING	NO.	YDS.	AVG.	LG	TD
Kirby	75	874	11.7	47	3
Fryar	64	1010	15.8	65	5
Byars	61	613	10.0	27	3
Ingram	44	707	16.1	77	6
K. Jackson	39	613	15.7	57	6
Martin	20	347	17.4	80	3
McDuffie	19	197	10.4	18	0
Higgs	10	72	7.2	15	0
Baty	5	78	15.6	32	1
Miller	2	15	7.5	8	0
Banks	1	26	26.0	26	0
M. Williams	1	11	11.0	11	0
Parmalee	1	1	1.0	1	0

DOLPHINS	342	4564	13.3	80	27
OPPONENTS	350	3682	10.5	54	26

INTERCEPTIONS	NO.	YDS.	AVG.	LG	TD
Brown	5	43	8.6	29	0
Oliver	2	60	30.0	56	1
Vincent	2	29	14.5	23	0
Green	2	0	0.0	0	0
Cox	1	26	26.0	26	0
Hobley	1	17	17.0	17	0

DOLPHINS	13	175	13.5	56	1
OPPONENTS	18	329	18.3	97	2

PUNTING	NO.	YDS.	AVG.	LG	BK
Hatcher	58	2304	39.7	56	0
DOLPHINS	58	2304	39.7	56	0
OPPONENTS	76	3135	41.3	60	1

PUNT RET.	NO.	YDS.	AVG.	LG	TD
McDuffie	28	317	11.3	72	2
Vincent	0	9	-	9	0
DOLPHINS	28	326	11.6	72	2
OPPONENTS	32	359	11.2	64	1

KICKOFF RET.	NO.	YDS.	AVG.	LG	TD
McDuffie	32	755	23.6	48	0
M. Williams	8	180	22.5	39	0
Kirby	4	85	21.3	26	0
Miller	2	22	11.0	16	0
Fryar	1	10	10.0	10	0
Baty	1	7	7.0	7	0
Saxon	1	7	7.0	7	0
Vincent	0	2	-	2	0
DOLPHINS	49	1068	21.8	48	0
OPPONENTS	62	1239	20.0	40	0

SCORING	Ru	Pa	RT	PAT	FG	S	TP
Stoyanovich	0	0	0	37/37	24/32	0	109
Byars	3	3	0	0	0	0	36
Ingram	0	6	0	0	0	0	36
K. Jackson	0	6	0	0	0	0	36
Kirby	3	3	0	0	0	0	36
Fryar	0	5	0	0	0	0	30
Higgs	3	0	0	0	0	0	18
Martin	0	3	0	0	0	0	18
McDuffie	0	2	0	0	0	0	12
Baty	0	1	0	0	0	0	6
Marino	1	0	0	0	0	0	6
Oliver	0	0	1	0	0	0	6
DOLPHINS	10	27	3	37/40	24/32	0	349
OPPONENTS	12	26	5	40/42	17/27	1	351

FIELD GOALS	1-19	20-29	30-39	40-49	50+
Stoyanovich	2/2	9/10	7/11	4/7	2/2
DOLPHINS	2/2	9/10	7/11	4/7	2/2
OPPONENTS	0/0	3/4	8/11	5/10	1/2

## SACKS

Cross 10.5, Coleman 5.5, Cox 5.0, Hunter 3.0, Veasey 2.0, Klingbeil 1.5, Alexander 1.0, Griggs 0.5
--

DOLPHINS 29.0, OPPONENTS 30.0

## USUAL STARTERS

### OFFENSE

WR	Irving Fryar (16)
LT	Richmond Webb (16)
LG	Keith Sims (16)
C	Jeff Dellenbach (11)
RG	Bert Weidner (11)
RT	Ron Heller (16)
TE	Keith Jackson (15)
WR	Mark Ingram (16)
QB	Scott Mitchell (7)
	Dan Marino (5)
	Steve DeBerg (4)
RB	Mark Higgs (8)
	Terry Kirby (8)
FB	Keith Byars (16)

### DEFENSE

LDE	Jeff Cross (16)
DT	Larry Webster (9)
	Mike Golic (7)
NT	Chuck Klingbeil (16)
RDE	Marco Coleman (15)
LLB	John Grimsley (9)
	Dwight Hollier (4)
MLB	John Offerdahl (8)
	Dwight Hollier (6)
RLB	Bryan Cox (15)
LCB	Troy Vincent (13)
RCB	J.B. Brown (16)
SS	Jarvis Williams (14)
FS	Louis Oliver (11)

**boldface** indicates Pro Bowl performer  
\* indicates rookie

PASSING	ATT.	COMP.	YDS.	PCT.	TD	INT.	LG	SCK/LST	RATING
Mitchell	233	133	1773	57.1	12	8	77	7/49	84.2
DeBerg	188	113	1521	60.1	6	7	47	15/116	81.0
Marino	150	91	1218	60.7	8	3	80	7/42	95.9
Pederson	8	4	41	50.0	0	0	12	1/4	65.1
Byars	2	1	11	50.0	1	0	11	0/0	106.3
DOLPHINS	581	342	4564	58.9	27	18	80	30/211	86.4
OPPONENTS	572	350	3682	61.2	26	13	54	29/197	85.6

# 1994 FINAL STATISTICS (10-6)

DATE	OPPONENT	SCORE	W/L	ATT.
9/4	NEW ENGLAND	39-35	W	71,023
9/11	at Green Bay	24-14	W	55,011
9/18	N.Y. JETS	28-14	W	68,977
9/25	at Minnesota	35-38	L	64,035
10/2	at Cincinnati	23-7	W	55,056
10/9	at Buffalo	11-21	L	79,491
10/16	L.A. RAIDERS	20-17(OT)	W	70,112
10/30	at New England	23-3	W	59,167
11/6	INDIANAPOLIS	22-21	W	71,158
11/13	CHICAGO	14-17	L	64,871
11/20	at Pittsburgh	13-16(OT)	L	59,148
11/27	at N.Y. Jets	28-24	W	75,606
12/4	BUFFALO	31-42	L	69,358
12/12	KANSAS CITY	45-28	W	71,578
12/18	at Indianapolis	6-10	L	58,867
12/25	DETROIT	27-20	W	70,980

TEAM STATISTICS	MIA.	OPP.
TOTAL FIRST DOWNS	344	305
By Rushing	109	85
By Passing	220	195
By Penalty	15	25
Third Down: Made/Att.	101/219	76/197
Fourth Down: Made/Att.	17/25	8/22
TOTAL NET YARDS	6078	5224
Average Per Game	379.9	326.5
Total Plays	1078	1000
Average Per Play	5.6	5.2
NET YARDS RUSHING	1658	1430
Average Per Game	103.6	89.4
Total Rushes	433	394
NET YARDS PASSING	4420	3794
Average Per Game	276.3	237.1
Tackled/Yards Lost.	18/113	29/160
Gross Yards	4533	3954
Attempts/Completions	627/392	577/334
Completion Percentage	62.5	57.9
Had Intercepted	18	23
PUNTS/AVERAGE	60/40.2	68/41.7
PENALTIES/YARDS	92/747	82/653
FUMBLES/BALL LOST	28/14	29/9
TOUCHDOWNS	45	42
By Rushing	13	14
By Passing	31	23
By Returns	1	5

Score By Quarters	1	2	3	4	OT	Total
DOLPHINS	22	135	105	124	3	389
OPPONENTS	85	52	87	100	3	327

RUSHING	NO.	YDS.	AVG.	LG	TD
Parmalee	216	868	4.0	47	6
Spikes	70	312	4.5	40	2
Kirby	60	233	3.9	30	2
Higgs	19	68	3.6	21	0
Byars	19	64	3.4	12	2
Craver	6	43	7.2	19	0
McDuffie	5	32	6.4	12	0
Kosaf	1	17	17.0	17	0
Saxon	8	16	2.0	7	0
Gary	7	11	1.6	4	0
Marino	22	-6	-0.3	10	1
DOLPHINS	433	1658	3.8	47	13
OPPONENTS	394	1430	3.6	45	14

RECEIVING	NO.	YDS.	AVG.	LG	TD
Fryar	73	1270	17.4	54	7
K. Jackson	59	673	11.4	35	7

PASSING	ATT.	COMP.	YDS.	PCT.	TD	INT.	LG	SCK/LST	RATING
Marino	615	385	4453	62.6	30	17	64t	18/113	89.2
Kosaf	12	7	80	58.3	1	1	22	0/0	71.5
DOLPHINS	627	392	4533	62.5	31	18	64t	18/113	88.8
OPPONENTS	577	334	3954	57.9	23	23	83t	29/160	75.6

Byars	49	418	8.5	34	5
Ingram	44	506	11.5	64t	6
McDuffie	37	488	13.2	30	3
Parmalee	34	249	7.3	22	1
Saxon	27	151	5.6	25	0
Craver	24	237	9.9	28	0
M. Williams	15	221	14.7	29	0
Kirby	14	154	11.0	26	0
Miller	6	94	15.7	27	1
Spikes	4	16	4.0	9	0
R. Williams	2	26	13.0	17	0
Gary	2	19	9.5	11	0
Baty	2	11	5.5	8	1
DOLPHINS	392	4533	11.6	64t	31
OPPONENTS	334	3954	11.8	83t	23

INTERCEPTIONS	NO.	YDS.	AVG.	LG	TD
Vincent	5	113	22.6	58t	1
Brown	3	82	27.3	38	0
Atkins	3	24	8.0	18	0
Stewart	3	11	3.7	11	0
Braxton	2	3	1.5	3	0
Beavers	2	0	0.0	0	0
Hollier	1	36	36.0	36	0
Veasey	1	7	7.0	7	0
Cross	1	0	0.0	0	0
Malone	1	0	0.0	0	0
Oliver	1	0	0.0	0	0
DOLPHINS	23	276	12.0	76t	1
OPPONENTS	18	190	10.6	28t	1

PUNTING	NO.	YDS.	AVG.	LG	BK
Arnold	46	1810	39.3	53	0
Kidd	14	602	43.0	58	0
DOLPHINS	60	2412	40.2	58	0
OPPONENTS	68	2834	41.7	64	0

PUNT RET.	NO.	YDS.	AVG.	LG	TD
McDuffie	32	228	7.1	26	0
Miller	1	13	13.0	13	0

DOLPHINS	33	241	7.3	26	0
OPPONENTS	32	324	10.1	75t	1

KICKOFF RET.	NO.	YDS.	AVG.	LG	TD
McDuffie	36	767	21.3	46	0
Spikes	19	434	22.8	34	0
R. Williams	2	25	12.5	15	0
M. Williams	2	9	4.5	9	0
Parmalee	2	0	0.0	0	0
Braxton	1	34	34.0	34	0
Miller	1	13	13.0	13	0
Saxon	1	12	12.0	12	0
Baty	1	0	0.0	0	0
Ingram	1	0	0.0	0	0
DOLPHINS	66	1294	19.6	46	0
OPPONENTS	74	1549	20.9	93t	2

SCORING	Ru	Pa	Rt	PAT	FG	S	TP
Stoyanovich	0	0	0	35/35	24/31	0	0 107
Fryar	0	7	0	0	0	0	2 46
K. Jackson	0	7	0	0	0	0	1 44
Parmalee	6	1	0	0	0	0	1 44
Byars	2	5	0	0	0	0	0 42
Ingram	0	6	0	0	0	0	0 36
McDuffie	0	3	0	0	0	0	0 18
Kirby	2	0	0	0	0	0	1 14
Spikes	2	0	0	0	0	0	0 12
Baty	0	1	0	0	0	0	0 6

Marino	1	0	0	0	0	0	0 6
Miller	0	1	0	0	0	0	0 6
Vincent	0	0	1	0	0	0	0 6
Craver	0	0	0	0	0	0	1 2

DOLPHINS	13	31	1	35/35	24/31	0	5 389
OPPONENTS	14	23	5	40/41	11/18	0	1 351

FIELD GOALS	1-19	20-29	30-39	40-49	50+
Stoyanovich	1/1	8/8	6/10	8/10	1/2
DOLPHINS	1/1	8/8	6/10	8/10	1/2
OPPONENTS	3/3	1/1	3/4	4/8	0/2

TWO-POINT CONVERSIONS
Fryar 2, Craver 1, K. Jackson 1, Kirby 1, Parmalee 1
DOLPHINS 6-10, OPPONENTS 1-2

SACKS
Cross 9.5, Coleman 6.0, Bowers 3.0, Cox 3.0, Veasey 2.5, Singleton 2.0, Atkins 1.0, Smith 1.0, TEAM 1.0.
DOLPHINS 29.0, OPPONENTS 18.0

USUAL STARTERS
OFFENSE
WR ..... Irving Fryar (16)
LT ..... Richmond Webb (16)
LG ..... Keith Sims (16)
C ..... Jeff Dellenbach (16)
RG ..... Bert Weidner (14)
RT ..... Ron Heller (16)
TE ..... Keith Jackson (16)
WR ..... Mark Ingram (13)
QB ..... Dan Marino (16)
RB ..... Bernie Parmalee (10)
FB ..... Keith Byars (9)
James Saxon (7)

DEFENSE
LDE ..... Jeff Cross (10)
DT ..... *Tim Bowers (15)
NT ..... Chuck Klingbeil (15)
RDE ..... Marco Coleman (16)
LLB ..... Chris Singleton (11)
MLB ..... Bryan Cox (15)
RLB ..... Dwight Hollier (6)
*Aubrey Beavers (6)
LCB ..... Troy Vincent (12)
RCB ..... J.B. Brown (16)
SS ..... Michael Stewart (16)
FS ..... Gene Atkins (15)

**boldface** indicates Pro Bowl performer  
\* indicates rookie



# 1995 FINAL STATISTICS (9-7)

DATE	OPPONENT	SCORE	W/L	ATT.
9/3	N.Y. JETS	52-14	W	71,317
9/10	at New England	20-3	W	60,239
9/18	PITTSBURGH	23-10	W	72,874
10/1	at Cincinnati	26-23	W	52,671
10/8	INDIANAPOLIS	24-27(OT)	L	68,471
10/15	at New Orleans	30-33	L	55,628
10/22	at N.Y. Jets	16-17	L	67,228
10/29	BUFFALO	23-6	W	71,060
11/5	at San Diego	24-14	W	61,996
11/12	NEW ENGLAND	17-34	L	70,399
11/20	SAN FRANCISCO	20-44	L	73,080
11/26	at Indianapolis	28-36	L	60,414
12/3	ATLANTA	21-20	W	63,395
12/11	KANSAS CITY	13-6	W	70,531
12/17	at Buffalo	20-23	L	79,531
12/24	at St. Louis	41-22	W	63,876

TEAM STATISTICS	MIA.	OPP.
TOTAL FIRST DOWNS	345	309
By Rushing	98	93
By Passing	225	192
By Penalty	22	24
Third Down: Made/Att.	96/209	68/199
Fourth Down: Made/Att.	10/13	15/32
TOTAL NET YARDS	5716	5244
Average Per Game	357.3	327.8
Total Plays	1034	1000
Average Per Play	5.5	5.2
NET YARDS RUSHING	1506	1675
Average Per Game	94.1	104.7
Total Rushes	413	415
NET YARDS PASSING	4210	3569
Average Per Game	263.1	223.1
Tackled/Yards Lost.	29/188	29/187
Gross Yards	4398	3756
Attempts/Completions	592/384	556/327
Completion Percentage	64.9	58.8
Had Intercepted	20	14
PUNTS/AVERAGE	57/42.7	59/41.0
PENALTIES/YARDS	110/907	82/739
FUMBLES/BALL LOST	24/12	30/16
TOUCHDOWNS	46	38
By Rushing	16	7
By Passing	28	30
By Returns	2	1

Score By Quarters	1	2	3	4	OT	Total
DOLPHINS	62	137	93	106	0	398
OPPONENTS	44	105	95	85	3	332

RUSHING	NO.	YDS.	AVG.	LG	TD
Parmalee	236	878	3.7	40	9
Kirby	108	414	3.8	38	4
Spikes	32	126	3.9	17	1
Byars	15	44	2.9	15	1
Kosar	7	19	2.7	14	1
Marino	11	14	1.3	12	0
McDuffie	3	6	2.0	11	0
Wilson	1	5	5.0	5	0
DOLPHINS	413	1506	3.6	40	16
OPPONENTS	415	1675	4.0	44	7

RECEIVING	NO.	YDS.	AVG.	LG	TD
Kirby	66	618	9.4	46	3
Fryar	62	910	14.7	67	8
McDuffie	62	819	13.2	48	8

PASSING	ATT.	COMP.	YDS.	PCT.	TD	INT.	LG	SCK/LST	RATING
Marino	482	309	3668	64.1	24	15	67	22/153	90.8
Kosar	108	74	699	68.5	3	5	31	6/28	76.1
Kirby	1	1	31	100.0	1	0	31	0/0	158.3
McGwire	1	0	0	0.0	0	0	0	1/7	39.6
DOLPHINS	592	384	4398	64.9	28	20	67	29/188	88.8
OPPONENTS	556	327	3756	58.8	30	14	50	29/187	86.7

Byars	51	362	7.1	26	2
Green	43	499	11.6	31	3
Parmalee	39	345	8.8	35	1
Clark	37	525	14.2	42	2
R. Hill	12	260	21.7	58	0
Spikes	5	18	3.6	13	1
R. Williams	3	28	9.3	13	0
M. Williams	2	17	8.5	15	0
Wilson	1	3	3.0	3	0
Marino	1	-6	-6.0	-6	0

DOLPHINS	384	4398	11.5	67	28
OPPONENTS	327	3756	11.5	50	30

INTERCEPTIONS	NO.	YDS.	AVG.	LG	TD
Vincent	5	95	19.0	69	1
Brown	2	20	10.0	20	0
Jackson	1	23	23.0	23	0
Cox	1	12	12.0	12	0
Beavers	1	8	8.0	8	0
Singleton	1	3	3.0	3	0
Atkins	1	0	0.0	0	0
Buckley	1	0	0.0	0	0
Stewart	1	0	0.0	0	0

DOLPHINS	14	161	11.5	69	1
OPPONENTS	20	210	10.5	45	0

PUNTING	NO.	YDS.	AVG.	LG	BK
Kidd	57	2433	42.7	56	0
DOLPHINS	57	2433	42.7	56	0
OPPONENTS	59	2420	41.0	61	0

PUNT RET.	NO.	YDS.	AVG.	LG	TD
McDuffie	24	163	6.8	24	0
DOLPHINS	24	163	6.8	24	0
OPPONENTS	35	265	7.6	27	0

KICKOFF RET.	NO.	YDS.	AVG.	LG	TD
McDuffie	23	564	24.5	47	0
Spikes	18	378	21.0	55	0
R. Hill	12	287	23.9	33	0
R. Williams	2	20	10.0	12	0
S. Hill	1	38	38.0	38	0
Dar Dar	1	22	22.0	22	0
Buckley	1	16	16.0	16	0
Milner	1	13	13.0	13	0
DOLPHINS	59	1338	22.7	55	0
OPPONENTS	85	1782	21.0	62	0

SCORING	Ru	Pa	Rt	PAT	FG	S	2	TP
Stoyanovich	0	0	0	37/37	27/34	0	0	118
Parmalee	9	1	0	0	0	0	0	60
McDuffie	0	8	0	0	0	0	1	50
Fryar	0	8	0	0	0	0	0	48
Kirby	4	3	0	0	0	0	0	42
Green	0	3	0	0	0	0	1	20
Byars	1	2	0	0	0	0	0	18
Clark	0	2	0	0	0	0	0	12
Spikes	1	1	0	0	0	0	0	12
Johnson	0	0	1	0	0	0	0	6
Kosar	1	0	0	0	0	0	0	6
Vincent	0	0	1	0	0	0	0	6
DOLPHINS	16	28	2	37/37	27/34	0	2	398
OPPONENTS	7	30	1	31/33	23/31	1	1	332

FIELD GOALS	1-19	20-29	30-39	40-49	50+
Stoyanovich	1/1	7/9	11/12	6/7	2/5
DOLPHINS	1/1	7/9	11/12	6/7	2/5
OPPONENTS	0/1	10/11	8/9	3/6	2/4

TWO-POINT CONVERSIONS
Green 1, McDuffie 1
DOLPHINS 2-9, OPPONENTS 1-5

SACKS
Cox 7.5, Coleman 6.5, Cross 6.0, T. Armstrong 4.5, Bowers 2.0, Emtman 1.0, Singleton 1.0, Foxx 0.5
DOLPHINS 29.0, OPPONENTS 29.0

USUAL STARTERS
OFFENSE
WR ..... Irving Fryar (16)
LT ..... Richmond Webb (16)
LG ..... Keith Sims (16)
C ..... Tim Ruddy (16)
RG ..... Chris Gray (10)
RT ..... Billy Milner (9)
TE ..... Ron Heller (7)
TE ..... Eric Green (14)
WR ..... O.J. McDuffie (16)
QB ..... Dan Marino (14)
RB ..... Bernie Parmalee (12)
FB ..... Keith Byars (16)

DEFENSE
LDE ..... Jeff Cross (16)
DT ..... Tim Bowers (16)
NT ..... Chuck Klingbeil (15)
RDE ..... Marco Coleman (16)
LLB ..... Chris Singleton (15)
MLB ..... Bryan Cox (16)
RLB ..... Dwight Hollier (14)
LCB ..... Troy Vincent (16)
RCB ..... J.B. Brown (12)
SS ..... Michael Stewart (16)
FS ..... Gene Atkins (11)

**boldface** indicates Pro Bowl performer  
\* indicates rookie

# 1996 FINAL STATISTICS (8-8)

DATE	OPPONENT	SCORE	W/L	ATT.
9/1	NEW ENGLAND	24-10	W	71,542
9/8	at Arizona	38-10	W	55,444
9/15	N.Y. JETS	36-27	W	68,137
9/23	at Indianapolis	6-10	L	60,891
10/6	SEATTLE	15-22	L	59,939
10/13	at Buffalo	21-7	W	79,640
10/20	at Philadelphia	28-35	L	66,242
10/27	DALLAS	10-29	L	75,283
11/3	at New England	23-42	L	58,942
11/10	INDIANAPOLIS	37-13	W	66,623
11/17	at Houston	23-20	W	47,358
11/25	PITTSBURGH	17-24	L	73,489
12/1	at Oakland	7-17	L	50,591
12/8	N.Y. GIANTS	7-17	L	63,889
12/16	BUFFALO	16-14	W	67,016
12/22	at N.Y. Jets	31-28	W	47,271

TEAM STATISTICS	MIA.	OPP.
TOTAL FIRST DOWNS .....	294	306
By Rushing .....	92	91
By Passing .....	173	191
By Penalty .....	29	24
Third Down: Made/Att. ....	89/221	65/193
Fourth Down: Made/Att. ....	8/19	11/24
TOTAL NET YARDS .....	5165	5191
Average Per Game .....	322.8	324.4
Total Plays .....	1000	987
NET YARDS RUSHING .....	1622	1536
Average Per Game .....	101.4	96.0
Total Rushes .....	460	411
NET YARDS PASSING .....	3543	3655
Average Per Game .....	221.4	228.4
Tackled/Yards Lost .....	36/240	37/233
Gross Yards .....	3783	3888
Attempts/Completions .....	504/300	539/337
Completion Percentage .....	59.5	62.5
Had Intercepted .....	11	20
PUNTS/AVERAGE .....	78/46.3	75/43.8
PENALTIES/YARDS .....	111/852	98/786
FUMBLES/BALL LOST .....	31/13	29/16
TOUCHDOWNS .....	41	41
By Rushing .....	14	10
By Passing .....	22	29
By Returns .....	5	2

Score By Quarters	1	2	3	4	OT	Total
DOLPHINS .....	57	120	84	78	0	339
OPPONENTS .....	72	89	71	93	0	325

RUSHING	NO.	YDS.	AVG.	LG	TD
Abdul-Jabbar .....	307	1116	3.6	29	11
Spikes .....	87	316	3.6	49	3
Parmalee .....	25	80	3.2	17	0
McPhail .....	6	28	4.7	10	0
Pritchett .....	7	27	3.9	16	0
Izzo .....	1	26	26.0	26	0
Erickson .....	11	16	1.5	12	0
McDuffie .....	2	7	3.5	7	0
Kosar .....	1	6	6.0	6	0
Kidd .....	1	3	3.0	3	0
R. Wilson .....	1	0	0.0	0	0
Marino .....	11	-3	-0.3	7	0
DOLPHINS .....	460	1622	3.5	49	14
OPPONENTS .....	411	1536	3.7	49	10

RECEIVING	NO.	YDS.	AVG.	LG	TD
McDuffie .....	74	918	12.4	36	8
Barnett .....	36	562	15.6	66	3
Pritchett .....	33	354	10.7	74	2
Drayton .....	26	320	12.3	51	0
Abdul-Jabbar .....	23	139	6.0	23	0
R. Hill .....	21	409	19.5	61	0
Parmalee .....	21	189	9.0	17	0
McPhail .....	20	282	14.1	52	0
L. Thomas .....	10	166	16.6	34	1
Miller .....	9	116	12.9	22	0
Spikes .....	8	81	10.1	19	1
Jordan .....	7	152	21.7	43	0
Byars .....	5	40	8.0	16	0
Carolann .....	4	48	12.0	21	1
R. Wilson .....	2	5	2.5	3	1
Wainwright .....	1	2	2.0	2	1

DOLPHINS .....	300	3783	12.6	74	22
OPPONENTS .....	337	3888	11.5	84	29

INTERCEPTIONS	NO.	YDS.	AVG.	LG	TD
Buckley .....	6	164	27.3	91	1
Oliver .....	3	110	36.7	60	0
Jackson .....	3	82	27.3	61	1
Z. Thomas .....	3	64	21.3	27	1
Wooden .....	2	15	7.5	15	0
J.B. Brown .....	1	29	29.0	29	0
Hollier .....	1	11	11.0	11	0
S. Hill .....	1	0	0.0	0	0

DOLPHINS .....	20	475	23.8	91	3
OPPONENTS .....	11	256	23.3	100	1

PUNTING	NO.	YDS.	AVG.	LG	BK
Kidd .....	78	3611	46.3	63	0
DOLPHINS .....	78	3611	46.3	63	0
OPPONENTS .....	75	3283	43.8	80	2

PUNT RET.	NO.	YDS.	AVG.	LG	TD
McDuffie .....	22	212	9.6	19	0
Buckley .....	3	24	8.0	13	0
Miller .....	1	15	15.0	15	0
DOLPHINS .....	26	251	9.7	19	0
OPPONENTS .....	48	368	7.7	26	0

KICKOFF RET.	NO.	YDS.	AVG.	LG	TD
Spikes .....	28	681	24.3	59	0
McPhail .....	15	335	22.3	40	0
Dar Dar .....	7	132	18.9	25	0
Jordan .....	4	81	20.3	22	0
R. Hill .....	2	4	2.0	4	0
Buckley .....	1	48	48.0	48	0
Z. Thomas .....	1	17	17.0	17	0
R. Wilson .....	1	12	12.0	12	0
Wainwright .....	1	10	10.0	10	0
DOLPHINS .....	60	1320	22.0	59	0
OPPONENTS .....	48	1058	22.0	54	0

SCORING	Ru	Pa	Rt	PAT	FG	S	TP
Nedney .....	0	0	36/36	18/29	0	0	89
Abdul-Jabbar .....	0	0	0	0	0	0	66
McDuffie .....	0	8	0	0	0	0	48
R. Hill .....	0	4	0	0	0	0	24
Spikes .....	3	1	0	0	0	0	24
Barnett .....	0	3	0	0	0	0	18
Pritchett .....	0	2	0	0	0	0	12
Buckley .....	0	0	1	0	0	0	6

Carolann .....	0	1	0	0	0	0	0	6
S. Hill .....	0	0	1	0	0	0	0	6
Jackson .....	0	0	1	0	0	0	0	6
Miller .....	0	0	1	0	0	0	0	6
L. Thomas .....	0	1	0	0	0	0	0	6
Z. Thomas .....	0	0	1	0	0	0	0	6
Wainwright .....	0	1	0	0	0	0	0	6
R. Wilson .....	0	1	0	0	0	0	0	6
Drayton .....	0	0	0	0	0	0	1	2

DOLPHINS	14	22	5	35/36	18/29	1	1	339
OPPONENTS	10	29	2	38/39	13/17	0	1	325

FIELD GOALS	1-19	20-29	30-39	40-49	50+
Nedney .....	1/1	7/7	7/11	3/8	0/2
DOLPHINS .....	1/1	7/7	7/11	3/8	0/2
OPPONENTS .....	1/1	5/6	5/5	2/5	0/0

TWO-POINT CONVERSIONS	25
Drayton 1 .....	

DOLPHINS 1-5, OPPONENTS 1-2	
-----------------------------	--

SACKS	
Armstrong 12.0, Stubbs 9.0, Bowens 3.0,	
Burton 3.0, Emtman 2.0, Z. Thomas 2.0,	
Jackson 1.5, Bailey 1.0, Gardener 1.0, S. Hill	
1.0, Hollier 1.0, Hand 0.5	

DOLPHINS 37.0, OPPONENTS 36.0	
-------------------------------	--

USUAL STARTERS	
----------------	--

OFFENSE	
WR .....	Fred Barnett (7)
	Randal Hill (5)
	Lamar Thomas (3)
LT .....	Richmond Webb (16)
LG .....	Keith Sims (15)
C .....	Tim Ruddy (16)
RG .....	Chris Gray (11)
TE .....	James Brown (16)
RT .....	Troy Drayton (10)
WR .....	O.J. McDuffie (16)
QB .....	Dan Marino (13)
RB .....	*Karim Abdul-Jabbar (14)
FB .....	*Stanley Pritchett (16)

DEFENSE	
LDE .....	Trace Armstrong (9)
	*Shane Burton (6)
LDT .....	*Daryl Gardener (12)
RDT .....	Tim Bowens (16)
RDE .....	Daniel Stubbs (14)
LLB .....	Dwight Hollier (15)
MLB .....	*Zach Thomas (16)
RLB .....	Chris Singleton (13)
LCB .....	Terrell Buckley (16)
RCB .....	Calvin Jackson (15)
SS .....	Louis Oliver (12)
FS .....	*Shawn Wooden (7)
	Gene Atkins (5)
	Sean Hill (4)

**boldface** indicates Pro Bowl performer  
\* indicates rookie

PASSING	ATT.	COMP.	YDS.	PCT.	TD	INT.	LG	SCK/LST	RATING
Marino .....	373	221	2795	59.2	17	9	74	18/131	87.8
Erickson .....	99	55	780	55.6	4	2	61	11/72	86.3
Kosar .....	32	24	208	75.0	1	0	20	6/34	102.1
Abdul-Jabbar .....	0	0	0	0.0	0	0	0	1/3	0.0
DOLPHINS .....	504	300	3783	59.5	22	11	74	36/240	88.4
OPPONENTS .....	539	337	3888	62.5	29	20	84	37/233	86.7

	Avg. LG TD	Run
100	100	100
90	90	90
80	80	80
70	70	70
60	60	60
50	50	50
40	40	40
30	30	30
20	20	20
10	10	10
0	0	0



# 1998 FINAL STATISTICS (10-6)

DATE	OPPONENT	SCORE	W/L	ATT.
9/6	at Indianapolis	24-15	W	60,587
9/13	BUFFALO	13-7	W	73,097
9/20	PITTSBURGH	21-0	W	73,948
10/4	at N.Y. Jets	9-20	L	75,257
10/12	at Jacksonville	21-28	L	74,051
10/18	ST. LOUIS	14-0	W	65,418
10/25	NEW ENGLAND	12-9 (OT)	W	73,973
11/1	at Buffalo	24-30	L	79,011
11/8	INDIANAPOLIS	27-14	W	73,400
11/15	at Carolina	13-9	W	67,887
11/23	at New England	23-26	L	58,729
11/29	NEW ORLEANS	30-10	W	73,216
12/6	at Oakland	27-17	W	61,254
12/13	N.Y. JETS	16-21	L	74,369
12/21	DENVER	31-21	W	74,363
12/27	at Atlanta	16-38	L	69,754

TEAM STATISTICS	MIA.	OPP.
TOTAL FIRST DOWNS	269	257
By Rushing	73	75
By Passing	176	148
By Penalty	20	34
Third Down: Made/Att.	81/226	70/213
Third Down Efficiency	35.8	32.9
Fourth Down: Made/Att.	6/12	6/11
TOTAL NET YARDS	4930	4435
Average Per Game	308.1	277.2
Total Plays	1028	944
NET YARDS RUSHING	1535	1511
Average Per Game	95.9	94.4
Total Rushes	458	395
NET YARDS PASSING	3395	2924
Average Per Game	212.2	182.8
Tackled/Yards Lost	24/187	45/270
Gross Yards	3582	3194
Attempts/Completions	546/316	504/252
Completion Percentage	57.9	50.0
Had Intercepted	16	29
PUNTS/AVERAGE	97/41.9	88/45.3
PENALTIES/YARDS	106/864	97/875
FUMBLES/BALL LOST	25/12	25/7
TOUCHDOWNS	37	28
By Rushing	10	6
By Passing	23	17
By Returns	4	5

Score By Quarters	1	2	3	4	OT	Total
DOLPHINS	54	115	61	88	3	321
OPPONENTS	51	70	44	100	0	265

Perry	25	255	10.2	46	0
Parmalee	21	221	10.5	23	0
Abdul-Jabbar	21	102	4.9	18	0
Pritchett	17	97	5.7	24	0
Avery	10	67	6.7	19	1
Jacquet	8	122	15.3	29	0
Jordan	2	17	8.5	9	0
Moore	1	1	1.0	1	0

DOLPHINS	316	3582	11.3	611	23
OPPONENTS	252	3194	12.7	621	17

INTERCEPTIONS	NO.	YDS.	AVG.	LG	TD
Buckley	8	157	19.6	61	1
Madison	8	114	14.3	35	0
Walker	4	12	3.0	7	0
Z. Thomas	3	21	7.0	17	2
Jones	2	14	7.0	14	1
Surtain	2	1	0.5	1	0
Wilson	1	0	0.0	0	0
Gardner	1	-1	-1.0	-1	0

DOLPHINS	29	318	11.0	61	4
OPPONENTS	16	365	22.8	87	2

PUNTING	NO.	YDS.	AVG.	LG	BK
Wilmsmeyer	93	3949	42.5	57	1
Mare	3	115	38.3	43	0

DOLPHINS	97	4064	41.9	57	1
OPPONENTS	88	3986	45.3	73	0

PUNT RET.	NO.	YDS.	AVG.	LG	TD
Buckley	29	354	12.2	35	0
McDuffie	12	141	11.8	39	0
Jordan	5	47	9.4	24	0

DOLPHINS	46	542	11.8	39	0
OPPONENTS	43	339	7.9	40	0

KICKOFF RET.	NO.	YDS.	AVG.	LG	TD
Avery	43	1085	25.2	55	0
Marion	6	109	18.2	28	0
Jacquet	4	103	25.8	37	0

DOLPHINS	53	1297	24.5	55	0
OPPONENTS	56	1227	21.9	95	1

SCORING	Ru	Pa	Rt	PAT	FG	S	2	TP
Mare	0	0	0	33/42	2/7	0	0	99
Gadsden	0	7	0	0	0	0	0	42
McDuffie	0	7	0	0	0	0	0	42
Abdul-Jabbar	6	0	0	0	0	0	0	36

## SACKS

Armstrong	10.5	Taylor	9.0	Bromell	8.0	Jones	5.0	Rodgers	2.5	Burton	2.0	Mixon	2.0	Z. Thomas	2.0	Gardener	1.0	Jackson	1.0	Madison	1.0	TEAM	1.0
-----------	------	--------	-----	---------	-----	-------	-----	---------	-----	--------	-----	-------	-----	-----------	-----	----------	-----	---------	-----	---------	-----	------	-----

## DOLPHINS 45.0, OPPONENTS 24.0

## USUAL STARTERS

### OFFENSE

WR	Oronde Gadsden (12)
LT	Richmond Webb (9)
	Brent Smith (7)
LG	Mark Dixon (10)
C	Tim Ruddy (16)
RG	Kevin Donnalley (14)
RT	James Brown (16)
TE	Troy Drayton (15)
WR	O.J. McDuffie (16)
QB	Dan Marino (16)
RB	Karim Abdul-Jabbar (15)
FB	Stanley Pritchett (12)

### DEFENSE

LDE	*Kenny Mixon (16)
LDT	Tim Bowens (16)
RD	Daryl Gardner (16)
RDE	James Taylor (15)
LLB	Derrick Rodgers (16)
MLB	Zach Thomas (16)
RLB	Robert Jones (16)
LCB	Terrell Buckley (16)
RCB	Sam Madison (16)
SS	Calvin Jackson (15)
FS	Brock Marion (16)

**boldface** indicates Pro Bowl performer

\* indicates rookie

# 1997 FINAL STATISTICS (9-7)

PASSING	ATT.	COMP.	YDS.	PCT.	TD	INT.	LG	SCK/ST	RATING
Marino	548	319	3780	58.2	16	0	1	27	50.4
Ericsson	28	13	165	46.4	0	0	1	2/21	80.7
DOLPHINS	576	332	3945	57.6	16	12	55	22/153	79.2
OPPONENTS	530	329	3782	62.1	23	10	70	31/231	90.1

TEAM	OPP.	MIA.	STATISTICS	22	21	20	19	18	17	16	15	14	13	12	11	10	9	8	7	6	5	4	3	2	1	0	
INDIANAPOLIS	16-10	W	70,813	16-10	W	70,813	16-10	W	70,813	16-10	W	70,813	16-10	W	70,813	16-10	W	70,813	16-10	W	70,813	16-10	W	70,813	16-10	W	70,813
TENNESSEE	16-13(OT)	W	64,439	16-13(OT)	W	64,439	16-13(OT)	W	64,439	16-13(OT)	W	64,439	16-13(OT)	W	64,439	16-13(OT)	W	64,439	16-13(OT)	W	64,439	16-13(OT)	W	64,439	16-13(OT)	W	64,439
AT GREEN BAY	18-23	L	60,735	18-23	L	60,735	18-23	L	60,735	18-23	L	60,735	18-23	L	60,735	18-23	L	60,735	18-23	L	60,735	18-23	L	60,735	18-23	L	60,735
AT TAMPA BAY	21-31	L	73,314	21-31	L	73,314	21-31	L	73,314	21-31	L	73,314	21-31	L	73,314	21-31	L	73,314	21-31	L	73,314	21-31	L	73,314	21-31	L	73,314
KANSAS CITY	17-14	W	75,691	17-14	W	75,691	17-14	W	75,691	17-14	W	75,691	17-14	W	75,691	17-14	W	75,691	17-14	W	75,691	17-14	W	75,691	17-14	W	75,691
AT N.Y. JETS	31-20	W	64,354	31-20	W	64,354	31-20	W	64,354	31-20	W	64,354	31-20	W	64,354	31-20	W	64,354	31-20	W	64,354	31-20	W	64,354	31-20	W	64,354
AT BALTIMORE	24-13	W	64,354	24-13	W	64,354	24-13	W	64,354	24-13	W	64,354	24-13	W	64,354	24-13	W	64,354	24-13	W	64,354	24-13	W	64,354	24-13	W	64,354
CHICAGO	33-36(OT)	L	73,156	33-36(OT)	L	73,156	33-36(OT)	L	73,156	33-36(OT)	L	73,156	33-36(OT)	L	73,156	33-36(OT)	L	73,156	33-36(OT)	L	73,156	33-36(OT)	L	73,156	33-36(OT)	L	73,156
AT BUFFALO	6-9	L	78,011	6-9	L	78,011	6-9	L	78,011	6-9	L	78,011	6-9	L	78,011	6-9	L	78,011	6-9	L	78,011	6-9	L	78,011	6-9	L	78,011
N.Y. JETS	24-17	W	73,809	24-17	W	73,809	24-17	W	73,809	24-17	W	73,809	24-17	W	73,809	24-17	W	73,809	24-17	W	73,809	24-17	W	73,809	24-17	W	73,809
BUFFALO	30-13	W	74,155	30-13	W	74,155	30-13	W	74,155	30-13	W	74,155	30-13	W	74,155	30-13	W	74,155	30-13	W	74,155	30-13	W	74,155	30-13	W	74,155
AT NEW ENGLAND	24-27	L	59,002	24-27	L	59,002	24-27	L	59,002	24-27	L	59,002	24-27	L	59,002	24-27	L	59,002	24-27	L	59,002	24-27	L	59,002	24-27	L	59,002
OAKLAND	34-16	W	50,569	34-16	W	50,569	34-16	W	50,569	34-16	W	50,569	34-16	W	50,569	34-16	W	50,569	34-16	W	50,569	34-16	W	50,569	34-16	W	50,569
AT INDIANAPOLIS	0-41	L	61,282	0-41	L	61,282	0-41	L	61,282	0-41	L	61,282	0-41	L	61,282	0-41	L	61,282	0-41	L	61,282	0-41	L	61,282	0-41	L	61,282
NEW ENGLAND	12-14	L	74,379	12-14	L	74,379	12-14	L	74,379	12-14	L	74,379	12-14	L	74,379	12-14	L	74,379	12-14	L	74,379	12-14	L	74,379	12-14	L	74,379

RECEIVING	NO.	YDS.	AVG.	LG	TD
Abdul-Jabbar	283	892	3.2	22	15
McPhail	63	180	2.9	14	2
McPhail	17	146	8.6	71	1
Phillips	18	59	3.3	12	0
Parmalee	18	44	2.4	8	0
Ericsson	4	8	2.0	4	0
Jordan	3	12	4.0	16	0
McPhail	1	4	4.0	4	0
Kidd	1	3	3.0	3	0
Nealy	1	3	3.0	3	0
Potts	1	3	3.0	3	0
Marino	18	-14	-0.8	1	0
DOLPHINS	430	1343	3.1	71	18
OPPONENTS	443	1813	4.1	73	19

SCORING	Ru	Pa	Rt	Pa	Rt	FG	S	2 TP
DOLPHINS	63	1298	20.6	48	0	0	0	0
Holler	1	0	0.0	0	0	0	0	0
A. Harris	1	0	0.0	0	0	0	0	0
Jordan	1	6	6.0	7	0	0	0	0
Perry	1	7	7.0	7	0	0	0	0
Potts	1	16	16.0	16	0	0	0	0
Ismael	8	166	20.8	27	0	0	0	0
C. Harris	11	224	20.4	34	0	0	0	0
McPhail	15	314	20.9	39	0	0	0	0
Spikes	24	565	23.5	48	0	0	0	0
KICKOFF	RET.	NO.	YDS.	AVG.	LG	TD		
DOLPHINS	32	335	10.5	38	0	0		
OPPONENTS	43	323	7.5	25	0	0		
McPhail	2	4	2.0	3	0	0		
Buckley	4	58	14.5	26	0	0		
Jordan	26	273	10.5	38	0	0		

PUNT RET.	NO.	YDS.	AVG.	LG	TD
DOLPHINS	63	2679	42.5	65	0
OPPONENTS	68	2662	43.6	58	0
Ware	5	235	47.0	53	0
Richardson	11	480	43.6	54	0
Kidd	52	2247	43.2	58	0

PUNTING	NO.	YDS.	AVG.	LG	BK
OPPONENTS	12	307	25.6	100	4
DOLPHINS	10	92	9.2	23	0
Thomas	1	10	10.0	10	0
Madison	1	21	21.0	21	0
Wooden	2	10	5.0	10	0
Teague	2	25	12.5	23	0
Buckley	4	26	6.5	12	0

USUAL STARTERS	DEFENSE	FB	RB	CB	LB	DE	DT	LT	WR
Lamar Thomas (6)	FB	Stanley Pritchett (5)	RB	Karim Abdul-Jabbar (14)	CB	Dan Marino (16)	LB	O.J. McDuffie (15)	WR
Fred Barnett (5)	LB	Anthony Harris (14)	LB	Jason Taylor (11)	DE	Trace Armstrong (16)	DT	Tim Bowens (16)	LT
Brett Periman (5)	DT	Daryl Gardner (16)	DT	Ed Perry - TE (4)	FB	Bernie Parmalee (4)	FB	George Heague (6)	SS
Corey Harris (6)	SS	Shawn Wooden (15)	RCB	Calvin Jackson (11)	RCB	Terrell Buckley (15)	RCB	Calvin Jackson (11)	RCB
Calvin Jackson (11)	RCB	Derrick Rodgers (14)	MLB	Zach Thomas (15)	MLB	Anthony Harris (14)	LLB	Jason Taylor (11)	DE
Anthony Harris (14)	LLB	Trace Armstrong (16)	DT	Daryl Gardner (16)	DT	Ed Perry - TE (4)	FB	Bernie Parmalee (4)	FB

FIELD GOALS	1-19	20-29	30-39	40-49	50+					
DOLPHINS	18	16	3	33	33/32/26	0	0	0	0	0
OPPONENTS	23	4	30	33	32/25/35	1	2	327		

SACKS	OPPONENTS	5.0	5.0	5.0	5.0	5.0	5.0
DOLPHINS	0-4	0	0	0	0	0	0
OPPONENTS	2-4	0	0	0	0	0	0

USUAL STARTERS	DEFENSE	FB	RB	CB	LB	DE	DT	LT	WR
Lamar Thomas (6)	FB	Stanley Pritchett (5)	RB	Karim Abdul-Jabbar (14)	CB	Dan Marino (16)	LB	O.J. McDuffie (15)	WR
Fred Barnett (5)	LB	Anthony Harris (14)	LB	Jason Taylor (11)	DE	Trace Armstrong (16)	DT	Tim Bowens (16)	LT
Brett Periman (5)	DT	Daryl Gardner (16)	DT	Ed Perry - TE (4)	FB	Bernie Parmalee (4)	FB	George Heague (6)	SS
Corey Harris (6)	SS	Shawn Wooden (15)	RCB	Calvin Jackson (11)	RCB	Terrell Buckley (15)	RCB	Calvin Jackson (11)	RCB
Calvin Jackson (11)	RCB	Derrick Rodgers (14)	MLB	Zach Thomas (15)	MLB	Anthony Harris (14)	LLB	Jason Taylor (11)	DE
Anthony Harris (14)	LLB	Trace Armstrong (16)	DT	Daryl Gardner (16)	DT	Ed Perry - TE (4)	FB	Bernie Parmalee (4)	FB

FIELD GOALS	1-19	20-29	30-39	40-49	50+					
DOLPHINS	18	16	3	33	33/32/26	0	0	0	0	0
OPPONENTS	23	4	30	33	32/25/35	1	2	327		

SACKS	OPPONENTS	5.0	5.0	5.0	5.0	5.0	5.0
DOLPHINS	0-4	0	0	0	0	0	0
OPPONENTS	2-4	0	0	0	0	0	0

USUAL STARTERS	DEFENSE	FB	RB	CB	LB	DE	DT	LT	WR
Lamar Thomas (6)	FB	Stanley Pritchett (5)	RB	Karim Abdul-Jabbar (14)	CB	Dan Marino (16)	LB	O.J. McDuffie (15)	WR
Fred Barnett (5)	LB	Anthony Harris (14)	LB	Jason Taylor (11)	DE	Trace Armstrong (16)	DT	Tim Bowens (16)	LT
Brett Periman (5)	DT	Daryl Gardner (16)	DT	Ed Perry - TE (4)	FB	Bernie Parmalee (4)	FB	George Heague (6)	SS
Corey Harris (6)	SS	Shawn Wooden (15)	RCB	Calvin Jackson (11)	RCB	Terrell Buckley (15)	RCB	Calvin Jackson (11)	RCB
Calvin Jackson (11)	RCB	Derrick Rodgers (14)	MLB	Zach Thomas (15)	MLB	Anthony Harris (14)	LLB	Jason Taylor (11)	DE
Anthony Harris (14)	LLB	Trace Armstrong (16)	DT	Daryl Gardner (16)	DT	Ed Perry - TE (4)	FB	Bernie Parmalee (4)	FB

FIELD GOALS	1-19	20-29	30-39	40-49	50+					
DOLPHINS	18	16	3	33	33/32/26	0	0	0	0	0
OPPONENTS	23	4	30	33	32/25/35	1	2	327		

SACKS	OPPONENTS	5.0	5.0	5.0	5.0	5.0	5.0
DOLPHINS	0-4	0	0	0	0	0	0
OPPONENTS	2-4	0	0	0	0	0	0

USUAL STARTERS	DEFENSE	FB	RB	CB	LB	DE	DT	LT	WR
Lamar Thomas (6)	FB	Stanley Pritchett (5)	RB	Karim Abdul-Jabbar (14)	CB	Dan Marino (16)	LB	O.J. McDuffie (15)	WR
Fred Barnett (5)	LB	Anthony Harris (14)	LB	Jason Taylor (11)	DE	Trace Armstrong (16)	DT	Tim Bowens (16)	LT
Brett Periman (5)	DT	Daryl Gardner (16)	DT	Ed Perry - TE (4)	FB	Bernie Parmalee (4)	FB	George Heague (6)	SS
Corey Harris (6)	SS	Shawn Wooden (15)	RCB	Calvin Jackson (11)	RCB	Terrell Buckley (15)	RCB	Calvin Jackson (11)	RCB
Calvin Jackson (11)	RCB	Derrick Rodgers (14)	MLB	Zach Thomas (15)	MLB	Anthony Harris (14)	LLB	Jason Taylor (11)	DE
Anthony Harris (14)	LLB	Trace Armstrong (16)	DT	Daryl Gardner (16)	DT	Ed Perry - TE (4)	FB	Bernie Parmalee (4)	FB

FIELD GOALS	1-19	20-29	30-39	40-49	50+					
DOLPHINS	18	16	3	33	33/32/26	0	0	0	0	0
OPPONENTS	23	4	30	33	32/25/35	1	2	327		

SACKS	OPPONENTS	5.0	5.0	5.0	5.0	5.0	5.0
DOLPHINS	0-4	0	0	0	0	0	0
OPPONENTS	2-4	0	0	0	0	0	0

USUAL STARTERS	DEFENSE	FB	RB	CB	LB	DE	DT	LT	WR
Lamar Thomas (6)	FB	Stanley Pritchett (5)	RB	Karim Abdul-Jabbar (14)	CB	Dan Marino (16)	LB	O.J. McDuffie (15)	WR
Fred Barnett (5)	LB	Anthony Harris (14)	LB	Jason Taylor (11)	DE	Trace Armstrong (16)	DT	Tim Bowens (16)	LT
Brett Periman (5)	DT	Daryl Gardner (16)	DT	Ed Perry - TE (4)	FB	Bernie Parmalee (4)	FB	George Heague (6)	SS
Corey Harris (6)	SS	Shawn Wooden (15)	RCB	Calvin Jackson (11)	RCB	Terrell Buckley (15)	RCB	Calvin Jackson (11)	RCB
Calvin Jackson (11)	RCB	Derrick Rodgers (14)	MLB	Zach Thomas (15)	MLB	Anthony Harris (14)	LLB	Jason Taylor (11)	DE
Anthony Harris (14)	LLB	Trace Armstrong (16)	DT	Daryl Gardner (16)	DT	Ed Perry - TE (4)	FB	Bernie Parmalee (4)	FB

FIELD GOALS	1-19	20-29	30-39	40-49	50+					
DOLPHINS	18	16	3	33	33/32/26	0	0	0	0	0
OPPONENTS	23	4	30	33	32/25/35	1	2	327		

SACKS	OPPONENTS	5.0	5.0	5.0	5.0	5.0	5.0
DOLPHINS	0-4	0	0	0	0	0	0
OPPONENTS	2-4	0	0	0	0	0	0

USUAL STARTERS	DEFENSE	FB	RB	CB	LB	DE	DT	LT	WR
Lamar Thomas (6)	FB	Stanley Pritchett (5)	RB	Karim Abdul-Jabbar (14)	CB	Dan Marino (16)	LB	O.J. McDuffie (15)	WR
Fred Barnett (5)	LB	Anthony Harris (14)	LB	Jason Taylor (11)	DE	Trace Armstrong (16)	DT	Tim Bowens (16)	LT
Brett Periman (5)	DT	Daryl Gardner (16)	DT	Ed Perry - TE (4)	FB	Bernie Parmalee (4)	FB	George Heague (6)	SS
Corey Harris (6)	SS	Shawn Wooden (15)	RCB	Calvin Jackson (11)	RCB	Terrell Buckley (15)	RCB	Calvin Jackson (11)	RCB
Calvin Jackson (11)	RCB	Derrick Rodgers (14)	MLB	Zach Thomas (15)	MLB	Anthony Harris (14)	LLB	Jason Taylor (11)	DE
Anthony Harris (14)	LLB	Trace Armstrong (16)	DT	Daryl Gardner (16)	DT	Ed Perry - TE (4)	FB	Bernie Parmalee (4)	FB

FIELD GOALS	1-19	20-29	30-39	40-49	50+					
DOLPHINS	18	16	3	33	33/32/26	0	0	0	0	0
OPPONENTS	23	4	30	33	32/25/35	1	2	327		

SACKS	OPPONENTS	5.0	5.0	5.0	5.0	5.0	5.0
DOLPHINS	0-4	0	0	0	0	0	0
OPPONENTS	2-4	0	0	0	0		





# 1999 FINAL STATISTICS (9-7)

DATE	OPPONENT	SCORE	W/L	ATT.
9/13	at Denver	38-21	W	75,623
9/19	ARIZONA	19-16	W	73,618
10/4	BUFFALO	18-23	L	74,073
10/10	at Indianapolis	34-31	W	56,810
10/17	at New England	31-30	W	60,006
10/24	PHILADELPHIA	16-13	W	73,975
10/31	at Oakland	16-9	W	61,556
11/7	TENNESSEE	17-0	W	74,109
11/14	at Buffalo	3-23	L	72,810
11/21	NEW ENGLAND	27-17	W	74,295
11/25	at Dallas	0-20	L	64,328
12/5	INDIANAPOLIS	34-37	L	74,096
12/12	at N.Y. Jets	20-28	L	78,246
12/19	SAN DIEGO	12-9	W	73,765
12/27	N.Y. JETS	31-38	L	74,230
1/2	at Washington	10-21	L	78,106

TEAM STATISTICS	MIA.	OPP.
TOTAL FIRST DOWNS	287	252
By Rushing	81	79
By Passing	188	145
By Penalty	18	28
Third Down: Made/Att.	80/236	60/208
Third Down Efficiency	33.9	28.8
Fourth Down: Made/Att.	8/14	8/16
TOTAL NET YARDS	4938	4404
Average Per Game	308.6	275.3
Total Plays	1071	936
NET YARDS RUSHING	1453	1476
Average Per Game	90.8	92.3
Total Rushes	445	413
NET YARDS PASSING	3485	2928
Average Per Game	217.8	183.0
Tackled/Yards Lost	37/251	39/240
Gross Yards	3736	3168
Attempts/Completions	589/329	484/256
Completion Percentage	55.9	52.9
Had Intercepted	21	18
PUNTS/AVERAGE	81/41.0	85/41.1
PENALTIES/YARDS	11/1936	80/708
FUMBLES/BALL LOST	23/13	19/10
TOUCHDOWNS	30	35
By Rushing	8	6
By Passing	20	19
By Returns	2	10

Score By Quarters	1	2	3	4	OT	Total
DOLPHINS	50	106	58	112	0	326
OPPONENTS	73	83	75	105	0	336

RUSHING	NO.	YDS.	AVG.	LG	TD
Johnson	164	558	3.4	34	4
Collins	131	414	3.2	25	2
Pritchett	47	158	3.4	25	1
Huard	28	124	4.4	25	0
Denson	28	98	3.5	20	0
Abdul-Jabbar	28	95	3.4	12	1
Konrad	9	16	1.8	5	0
Jacquet	1	4	4.0	4	0
Zolak	2	-2	-1.0	-1	0
Marino	6	-6	-1.0	0	0
Martin	1	-6	-6.0	-6	0
DOLPHINS	445	1453	3.3	34	8
OPPONENTS	413	1476	3.6	43	6

RECEIVING	NO.	YDS.	AVG.	LG	TD
-----------	-----	------	------	----	----

PASSING	ATT.	COMP.	YDS.	PCT.	TD	INT.	LG	SCK/LST	RATING
Marino	369	204	2448	55.3	12	17	62	9/66	67.4
Huard	216	125	1288	57.9	8	4	69t	28/185	79.8
Zolak	4	0	0	0.0	0	0	0	0/0	39.6
DOLPHINS	589	329	3736	55.9	20	21	69t	37/251	71.5
OPPONENTS	484	256	3168	52.9	19	18	68t	39/240	71.0

Martin	67	1037	15.5	69t	5
Gadsden	48	803	16.7	62	6
McDuffie	43	516	12.0	34	2
Pritchett	43	312	7.3	30	4
Konrad	34	251	7.4	25	1
Drayton	32	299	9.3	26	1
Green	18	234	13.0	27	0
Johnson	15	100	6.7	17	0
Goodwin	8	55	6.9	14	0
Collins	6	32	5.3	12	0
Denson	4	28	7.0	10	0
Abdul-Jabbar	4	25	6.3	14	0
Perry	3	8	2.7	5	1
McKenzie	2	18	9.0	13	0
Jacquet	1	18	18.0	18	0
Huard	1	0	0.0	0	0

DOLPHINS	329	3736	11.4	69t	20
OPPONENTS	256	3168	12.4	68t	19

INTERCEPTIONS	NO.	YDS.	AVG.	LG	TD
Madison	7	164	23.4	42	1
Buckley	3	3	1.0	18	0
Marion	2	30	15.0	28	0
Surtain	2	28	14.0	28	0
Wilson	1	13	13.0	13	0
Rodgers	1	5	5.0	5	0
Taylor	1	0	0.0	0	0
Z. Thomas	1	0	0.0	0	0

DOLPHINS	18	243	13.5	42	1
OPPONENTS	21	567	27.0	98t	7

PUNTING	NO.	YDS.	AVG.	LG	BK
Hutton	73	2978	40.8	63	0
Bartholomew	7	308	44.0	51	0
Mare	1	36	36.0	36	0
DOLPHINS	81	3322	41.0	63	0
OPPONENTS	85	3495	41.1	57	0

PUNT RET.	NO.	YDS.	AVG.	LG	TD
Jacquet	28	351	12.5	45	0
Buckley	8	13	1.6	8	0
McDuffie	7	62	8.9	21	0
Preston	1	6	6.0	6	0
DOLPHINS	44	432	9.8	45	0
OPPONENTS	42	424	10.1	43	0

KICKOFF RET.	NO.	YDS.	AVG.	LG	TD
Marion	62	1524	24.6	93	0
Wilson	3	50	16.7	23	0
Avery	2	55	27.5	33	0
Johnson	2	26	13.0	19	0
Jacquet	1	26	26.0	26	0
McDuffie	1	17	17.0	17	0
Z. Thomas	1	15	15.0	15	0
DOLPHINS	72	1713	23.8	93	0
OPPONENTS	58	1282	22.1	97t	1

SCORING	Ru	Pa	Rt	PAT	FG	S	TP
Mare	0	0	0	27/27	39/46	0	144
Gadsden	0	6	0	0/0	0/0	0	36
Martin	0	5	0	0/0	0/0	0	30
Pritchett	1	4	0	0/0	0/0	0	30
Johnson	4	0	0	0/0	0/0	0	24
Collins	2	0	0	0/0	0/0	0	12
McDuffie	0	2	0	0/0	0/0	0	12
Madison	0	0	1	0/0	0/0	1	8
Abdul-Jabbar	1	0	0	0/0	0/0	0	6
Drayton	0	1	0	0/0	0/0	0	6

Konrad	0	1	0	0/0	0/0	0	6
Perry	0	1	0	0/0	0/0	0	6
Taylor	0	0	1	0/0	0/0	0	6

DOLPHINS	8	20	2	27/27	39/46	10/3	326
OPPONENTS	6	19	10	33/35	1/40	0/0	336

FIELD GOALS	1-19	20-29	30-39	40-49	50+
Mare	1/1	9/9	17/17	9/14	3/5

DOLPHINS	.....	1/1	9/9	17/17	9/14	3/5
OPPONENTS	..	0/0	6/6	10/14	12/16	3/4

TWO-POINT CONVERSIONS	DOLPHINS	OPPONENTS
DOLPHINS	0-3	0-0

SACKS
Owens 8.5, Armstrong 7.5, Bromell 5.0 Gardener 5.0, Wilson 3.0, Taylor 2.5, Surtain 2.0, Bowens 1.5, Buckley 1.0, Jackson 1.0 Marion 1.0, Z. Thomas 1.0

USUAL STARTERS	OFFENSE
WR	Tony Martin (13)
LT	Richmond Webb (14)
LG	Mark Dixon (13)
C	Tim Ruddy (16)
RG	Kevin Donnalley (9)
	Kevin Gogan (7)
RT	James Brown (14)
TE	Troy Drayton (13)
WR	O.J. McDuffie (10)
	Oronde Gadsden (6)
QB	Dan Marino (11)
RB	*Cecil Collins (6)
	*J.J. Johnson (4)
FB	*Rob Konrad (9)
	Stanley Pritchett (5)

DEFENSE	
LDE .....	Rich Owens (12)
LDT .....	Tim Bowens (15)
RDT .....	Daryl Gardener (15)
RDE .....	Jason Taylor (15)
LLB .....	Derrick Rodgers (15)
MLB .....	<b>Zach Thomas (16)</b>
RLB .....	Robert Jones (15)
LCB .....	Terrell Buckley (11)
RCB .....	<b>Sam Madison (16)</b>
SS .....	Calvin Jackson (10)
FS .....	Brock Marion (16)

**boldface** indicates Pro Bowl performer  
\* indicates rookie

# DOLPHINS INDIVIDUAL RECORDS

The following individual records relate solely to service with the Miami Dolphins. They include National Football League regular-season statistics only – with the exception of those single-game records marked by "\*" or "\*\*."

\* Playoff game      \*\*Super Bowl

1966-1977: 14 games	1983-1986: 16 games
1978-1981: 16 games	1987: 15 games
1982: 9 games	1988-2000: 16 games

## SERVICE

### MOST SEASONS

- 17 Dan Marino (1983-99)
- 15 Bob Kuechenberg (1970-84)
- 14 Bob Griese (1967-80)
- 14 Don Strock (1974-87)
- 13 Nat Moore (1974-86)
- 12 Larry Little (1969-80)
- 12 Ed Newman (1973-84)
- 12 Bruce Hardy (1978-89)
- 12 Jim Jensen (1981-92)

### MOST GAMES PLAYED

- 242 Dan Marino (1983-99)
- 196 Bob Kuechenberg (1970-84)
- 183 Nat Moore (1974-86)
- 167 Ed Newman (1973-85)
- 164 Jim Jensen (1981-92)
- 164 Richmond Webb (1990-00)
- 163 Don Strock (1974-87)
- 161 Bob Griese (1967-80)
- 159 Vern Den Herder (1971-81)
- 158 Larry Little (1969-80)
- 151 Bruce Hardy (1978-89)

### MOST CONSECUTIVE GAMES PLAYED

- 128 Jim Langer (10th in 1970 through 11th in 1979)
- 127 Garo Yepremian (2nd in 1970 through 14th in 1978)
- 125 Bob Baumhower (1st in 1977 through 14th in 1984)
- 118 Richmond Webb (3rd in 1991 through 8th in 1998)
- 107 Dwight Stephenson (1st in 1980 through 2nd in 1987)
- 104 Jeff Cross (1st in 1988 through 8th in 1994)
- 104 Tim Bowens (1st in 1994 through 8th in 2000)
- 98 Dick Anderson (1st in 1968 through 14th in 1974)
- 95 Vern Den Herder (1st in 1971 through 11th in 1977)
- 95 Dan Marino (6th in 1987 through 5th in 1993)

### MOST STARTS

- 240 Dan Marino (1983-99)
- 176 Bob Kuechenberg (1970-84)
- 162 Richmond Webb (1990-00)
- 152 Bob Griese (1967-80)
- 152 Larry Little (1969-80)
- 143 Vern Den Herder (1971-81)
- 136 Norm Evans (1966-75)
- 136 Mark Duper (1982-92)

### MOST CONSECUTIVE STARTS

- 118 Richmond Webb (3rd in 1991 through 8th in 1998)
- 109 Jim Langer (1st in 1972 through 9th in 1979)
- 95 Dan Marino (6th in 1987 through 5th in 1993)
- 92 Tim Bowens (3rd in 1994 through 14th in 1999)
- 91 Norm Evans (3rd in 1969 through 9th in 1975)
- 87 Dick Anderson (12th in 1968 through 14th in 1974)
- 86 Bob Baumhower (1st in 1977 through 8th in 1982)
- 84 Jake Scott (1st in 1970 through 14th in 1975)
- 81 Vern Den Herder (1st in 1972 through 11th in 1977)
- 81 Jeff Cross (16th in 1988 through 16th in 1993)
- 81 Keith Sims (11th in 1991 through 11th in 1996)
- 80 Dwight Stephenson (12th in 1981 through 2nd in 1987)

### MOST PRO BOWLS

- 9 Dan Marino (1983-87, 1991-92, 1994-95)
- 7 Richmond Webb (1990-96)
- 6 Bob Griese (1970-71, 1973-74, 1977-78)
- 6 Jim Langer (1973-78)
- 6 Bob Kuechenberg (1974-75, 1977-78, 1982-83)
- 5 Larry Csonka (1970-74)
- 5 Paul Warfield (1970-74)
- 5 Jake Scott (1971-75)
- 5 Bob Baumhower (1979, 1981-84)
- 5 Dwight Stephenson (1983-87)
- 5 John Offerdahl (1986-90)
- 5 Mark Clayton (1984-86, 1988, 1991)

### MOST CONSECUTIVE PRO BOWLS

- 7 Richmond Webb (1990-96)
- 6 Jim Langer (1973-78)
- 5 Larry Csonka (1970-74)
- 5 Paul Warfield (1970-74)
- 5 Jake Scott (1971-75)
- 5 Dan Marino (1983-87)
- 5 Dwight Stephenson (1983-87)
- 5 John Offerdahl (1986-90)

## **MOST PRO BOWL STARTS**

- 7 Dan Marino (1983-86, 1992, 1994-95)
- 5 Jim Langer (1973-77)
- 4 Dwight Stephenson (1983-86)
- 4 John Offerdahl (1986, 1988-90)
- 4 Richmond Webb (1992-95)
- 3 Larry Little (1972-74)
- 3 Jake Scott (1972-73, 1975)
- 3 Bob Baumhower (1979, 1981, 1983)

## **MOST CONSECUTIVE PRO BOWL STARTS**

- 5 Jim Langer (1973-77)
- 4 Dwight Stephenson (1983-86)
- 4 Dan Marino (1983-86)
- 4 Richmond Webb (1992-95)
- 3 Larry Little (1972-74)
- 3 John Offerdahl (1988-90)

## **SCORING**

### **MOST POINTS**

#### **Career**

- 830 Garo Yepremian (1970-78), 335 XPs, 165 FGs
- 774 Pete Stoyanovich (1990-95), 246 XPs, 176 FGs
- 540 Uwe von Schamann (1979-84), 237 XPs, 101 FGs
- 492 Mark Clayton (1983-92), 82 TDs
- 477 Olindo Mare (1997-00), 126 XPs, 117 FGs

#### **Season**

- 144 Olindo Mare (1999), 27 XPs, 39 FGs
- 124 Pete Stoyanovich (1992), 34 XPs, 30 FGs
- 121 Pete Stoyanovich (1991), 28 XPs, 31 FGs
- 118 Pete Stoyanovich (1995), 37 XPs, 27 FGs
- 117 Garo Yepremian (1971), 33 XPs, 28 FGs
- 117 Olindo Mare (1997), 33 XPs, 28 FGs
- 117 Olindo Mare (2000), 33 XPs, 28 FGs

#### **Game**

- 24 Paul Warfield (12/15/73 vs. Detroit), 4 TDs
- 24 Mark Ingram (11/27/94 at N.Y. Jets), 4 TDs

### **MOST POINTS BY ROOKIE**

#### **Season**

- 116 Fuad Reveiz (1985), 50 XPs, 22 FGs
- 99 Uwe von Schamann (1979), 36 XPs, 21 FGs
- 95 Pete Stoyanovich (1989), 38 XPs, 19 FGs
- 78 Ron Davenport (1985), 13 TDs

### **MOST CONSECUTIVE GAMES SCORING POINTS**

- 121 Garo Yepremian (8th in 1970 through 16th in 1978)

### **MOST TOUCHDOWNS**

#### **Career**

- 82 Mark Clayton (1983-92), 81 pass, 1 return
- 75 Nat Moore (1974-86), 74 pass, 1 run
- 59 Mark Duper (1982-92), 59 pass
- 57 Larry Csonka (1968-74, 1979), 53 run, 4 pass
- 34 Karim Abdul-Jabbar (1996-99), 33 run, 1 pass

#### **Season**

- 18 Mark Clayton (1984), 18 pass
- 16 Karim Abdul-Jabbar (1997), 15 run, 1 pass
- 16 Lamar Smith (2000), 14 run, 2 pass
- 14 Mark Clayton (1988), 14 pass
- 13 Ron Davenport (1985), 11 run, 2 pass
- 13 Nat Moore (1977), 12 pass, 1 run
- 13 Larry Csonka (1979), 12 run, 1 pass

#### **Game**

- 4 Paul Warfield (12/15/73 vs. Detroit), 4 pass
- 4 Mark Ingram (11/27/94 at N.Y. Jets), 4 pass

### **MOST TOUCHDOWNS BY ROOKIE**

#### **Season**

- 13 Ron Davenport (1985), 11 run, 2 pass
- 11 Karim Abdul-Jabbar (1996), 11 run
- 8 Andra Franklin (1981), 7 run, 1 pass
- 7 Larry Csonka (1968), 6 run, 1 pass
- 7 Troy Stradford (1987), 6 run, 1 pass

#### **Game**

- 3 Ronald Scott (10/11/87 vs. Kansas City), 3 run
- 3 Troy Stradford (12/7/87 vs. N.Y. Jets), 3 run
- 3 Sammie Smith (12/10/89 vs. New England), 3 run

### **MOST CONSECUTIVE GAMES SCORING TOUCHDOWN**

- 6 Paul Warfield (4th through 9th in 1971)
- 6 Mark Clayton (13th through 16th in 1988 and 2nd through 3rd in 1989)

### **MOST FIELD GOALS**

#### **Career**

- 176 Pete Stoyanovich (1989-95), 222 att.
- 165 Garo Yepremian (1970-78), 242 att.
- 117 Olindo Mare (1997-00), 140 att.
- 101 Uwe von Schamann (1979-84), 149 att.

#### **Season**

- 39 Olindo Mare (1999), 46 att.
- 31 Pete Stoyanovich (1991), 37 att.
- 30 Pete Stoyanovich (1992), 37 att.
- 28 Garo Yepremian (1971), 40 att.
- 28 Olindo Mare (1997), 36 att.
- 28 Olindo Mare (2000), 31 att.

#### **Game**

- 6 Olindo Mare (10/17/99 at New England), 6 att.
- 5 Garo Yepremian (9/26/71 at Buffalo), 6 att.
- 4 15 times (last – Olindo Mare, 12/3/00 at Buffalo)

### **MOST FIELD GOALS BY ROOKIE**

#### **Season**

- 22 Fuad Reveiz (1985), 27 att.
- 21 Uwe von Schamann (1979), 29 att.
- 19 Pete Stoyanovich (1989), 26 att.
- 13 Karl Kremser (1969), 22 att.

#### **Game**

- 3 Seven times (last – Pete Stoyanovich (10/22/89 vs. Green Bay)



## **MOST CONSECUTIVE GAMES SCORING**

### **FIELD GOAL**

- 20 Garo Yepremian (10th in 1970 through 1st in 1972)
- 20 Olindo Mare (7th in 1998 through 10th in 1999)

## **MOST CONSECUTIVE FIELD GOALS**

- 19 Olindo Mare (3rd through 7th in 1999)
- 16 Garo Yepremian (8th through 16th in 1978)
- 16 Olindo Mare (7th through 16th in 2000)

## **HIGHEST FIELD GOAL PERCENTAGE**

### **Career (minimum 50 attempts)**

- 83.6 Olindo Mare (1997-00), 117 of 140
- 79.3 Pete Stoyanovich (1989-95), 176 of 222
- 73.6 Fuad Reveiz (1985-88), 53 of 72
- 68.2 Garo Yepremian (1970-78), 165 of 242
- 67.8 Uwe von Schamann (1979-84), 101 of 149

### **Season (minimum 15 attempts)**

- 90.3 Olindo Mare (2000), 28 of 31
- 84.8 Olindo Mare (1999), 39 of 46
- 84.0 Pete Stoyanovich (1990), 21 of 25
- 83.8 Pete Stoyanovich (1991), 31 of 37
- 82.6 Garo Yepremian (1978), 19 of 23

## **LONGEST FIELD GOALS**

- 59 Pete Stoyanovich (11/12/89 at N.Y. Jets)
- \*58 Pete Stoyanovich (1/5/91 vs. Kansas City)
- 54 Garo Yepremian (10/22/72 vs. Buffalo)
- 54 Olindo Mare (10/24/99 vs. Philadelphia)
- 53 Garo Yepremian (9/16/73 vs. San Francisco)
- 53 Garo Yepremian (12/5/76 vs. Buffalo)
- 53 Uwe von Schamann (10/21/79 at New England)
- 53 Pete Stoyanovich (10/28/90 at Indianapolis)
- 53 Pete Stoyanovich (9/29/91 at N.Y. Jets)
- 53 Pete Stoyanovich (9/27/92 at Seattle)
- 53 Olindo Mare (10/17/99 at New England)

## **LONGEST FIELD GOALS BY ROOKIE**

- 59 Pete Stoyanovich (11/12/89 at N.Y. Jets)
- 53 Uwe von Schamann (10/21/79 at New England)
- 51 Uwe von Schamann (11/5/79 vs. Houston)
- \*51 Fuad Reveiz (1/4/86 vs. Cleveland)
- 49 Fuad Reveiz (12/16/85 vs. New England)

## **MOST POINTS AFTER TOUCHDOWN**

### **Career**

- 335 Garo Yepremian (1970-78), 351 attempts
- 246 Pete Stoyanovich (1989-95), 250 attempts
- 237 Uwe von Schamann (1979-84), 250 attempts

### **Season**

- 66 Uwe von Schamann (1984), 70 attempts
- 52 Fuad Reveiz (1986), 55 attempts
- 50 Fuad Reveiz (1985), 52 attempts

### **Game**

- 7 Garo Yepremian (11/12/72 vs. New England), 7 attempts
- 7 Garo Yepremian (11/24/77 at St. Louis), 8 attempts
- 7 Pete Stoyanovich (9/3/95 vs. N.Y. Jets), 7 attempts

## **MOST POINTS AFTER TOUCHDOWN BY ROOKIE**

### **Season**

- 50 Fuad Reveiz (1985), 52 attempts
- 38 Pete Stoyanovich (1989), 39 attempts
- 36 Uwe von Schamann (1979), 40 attempts
- 30 Jimmy Keyes (1968), 30 attempts

## **MOST CONSECUTIVE POINTS AFTER TOUCHDOWN**

- 110 Garo Yepremian (7th in 1972 to 2nd in 1975)
- 110 Pete Stoyanovich (16th in 1992 to 16th in 1995)

## **HIGHEST POINT AFTER TOUCHDOWN PCT.**

### **Career (minimum 150 attempts)**

- 98.4 Pete Stoyanovich (1989-95), 246 of 250
- 95.3 Fuad Reveiz (1985-88), 161 of 169
- 94.9 Garo Yepremian (1970-78), 335 of 353
- 94.8 Uwe von Schamann (1979-84), 237 of 250

## **MOST TWO-POINT CONVERSIONS**

### **Career**

- 2 Irving Fryar (1993-95), 2 pass
- 1 Nine times (last – Troy Drayton, 10/20/96 at Philadelphia)

### **Season**

- 2 Irving Fryar (1994), 2 pass

---

## **RUSHING**

---

## **MOST RUSHING YARDS**

### **Career**

- 6,737 Larry Csonka (1968-74, 1979), 1,506 attempts
- 3,877 Mercury Morris (1969-75), 754 attempts
- 3,644 Jim Kiick (1968-74), 997 attempts
- 3,543 Tony Nathan (1979-87), 732 attempts
- 3,063 Karim Abdul-Jabbar (1996-99), 888 attempts

### **Season**

- 1,258 Delvin Williams (1978), 4.6 per carry
- 1,139 Lamar Smith (2000), 3.7 per carry
- 1,117 Larry Csonka (1972), 5.2 per carry
- 1,116 Karim Abdul-Jabbar (1996), 3.6 per carry
- 1,051 Larry Csonka (1971), 5.4 per carry
- 1,003 Larry Csonka (1973), 4.6 per carry
- 1,000 Mercury Morris (1972), 5.3 per carry

### **Game**

- \*209 Lamar Smith (12/30/00 vs. Indianapolis), 40 attempts
- 197 Mercury Morris (9/30/73 vs. New England), 15 attempts
- 172 Gary Davis (12/17/77 vs. Buffalo), 26 attempts
- 169 Troy Stradford (11/22/87 at Dallas), 17 attempts

- 159 Sammie Smith (9/9/90 at New England),  
23 attempts

## **MOST RUSHING YARDS BY ROOKIE**

### **Season**

- 1,116 Karim Abdul-Jabbar (1996), 3.6 per carry  
711 Andra Franklin (1981), 3.5 per carry  
659 Sammie Smith (1989), 3.3 per carry  
621 Jim Kiick (1968), 3.8 per carry  
619 Troy Stradford (1987), 4.3 per carry

### **Game**

- 169 Troy Stradford (11/22/87 at Dallas), 17  
attempts  
152 Karim Abdul-Jabbar (12/22/96 at N.Y.  
Jets), 30 attempts  
140 Leroy Harris (12/5/77 vs. Baltimore), 17  
attempts  
124 Karim Abdul-Jabbar (9/15/96 vs. N.Y.  
Jets), 23 attempts  
123 Sammie Smith (11/7/89 vs. Indianapolis),  
25 attempts

## **MOST RUSHING ATTEMPTS**

### **Career**

- 1,506 Larry Csonka (1968-74, 1979)  
997 Jim Kiick (1968-74)  
888 Karim Abdul-Jabbar (1996-99)  
754 Mercury Morris (1969-75)  
732 Tony Nathan (1979-87)

### **Season**

- 309 Lamar Smith (2000)  
307 Karim Abdul-Jabbar (1996)  
283 Karim Abdul-Jabbar (1997)  
272 Delvin Williams (1978)  
270 Karim Abdul-Jabbar (1998)

### **Game**

- \*40 Lamar Smith (12/30/00 vs. Indianapolis),  
209 yards  
\*\*33 Larry Csonka (1/13/74 vs. Minnesota),  
145 yards  
33 Karim Abdul-Jabbar (9/20/98 vs.  
Pittsburgh), 108 yards  
31 Mercury Morris (10/5/75 at Green Bay),  
125 yards  
31 J.J. Johnson (11/21/99 vs. New England),  
106 yards

## **MOST RUSHING ATTEMPTS BY ROOKIE**

### **Season**

- 307 Karim Abdul-Jabbar (1996)  
201 Andra Franklin (1981)  
200 Sammie Smith (1989)  
165 Jim Kiick (1968)  
164 J.J. Johnson (1999)

### **Game**

- 31 J.J. Johnson (11/21/99 vs. New England),  
106 yards  
30 Troy Stradford (12/7/87 vs. N.Y. Jets),  
120 yards  
30 Karim Abdul-Jabbar (12/22/96 at N.Y.  
Jets), 152 yards  
29 Karim Abdul-Jabbar (11/3/96 at New  
England), 104 yards  
27 Karim Abdul-Jabbar (12/16/96 vs.  
Buffalo), 76 yards

## **MOST RUSHING TOUCHDOWNS**

### **Career**

- 53 Larry Csonka (1968-74, 1979)  
33 Karim Abdul-Jabbar (1996-99)  
29 Mercury Morris (1969-75)  
28 Jim Kiick (1968-74)  
25 Don Nottingham (1973-77)

### **Season**

- 15 Karim Abdul-Jabbar (1997)  
14 Lamar Smith (2000)  
12 Mercury Morris (1972)  
12 Don Nottingham (1975)  
12 Larry Csonka (1979)  
11 Ron Davenport (1985)  
11 Karim Abdul-Jabbar (1996)  
10 Mercury Morris (1973)

### **Game**

- 3 Jim Kiick (12/20/70 vs. Buffalo), 4,2,2  
3 Mercury Morris (11/12/72 vs. New  
England), 4,4,6  
3 Mercury Morris (9/30/73 vs. New  
England), 24,70,35  
\*3 Larry Csonka (12/30/73 vs. Oakland),  
11,2,2  
3 Don Nottingham (11/3/74 vs. Atlanta),  
1,2,1  
3 Don Nottingham (10/5/75 at Green  
Bay), 11,1,11  
3 Don Nottingham (10/26/75 at Buffalo),  
1,1,1  
3 Larry Csonka (9/23/79 vs. Chicago),  
12,9,1  
3 Larry Csonka (11/29/79 vs. New  
England), 1,1,1  
3 Ronald Scott (10/11/87 vs. Kansas  
City), 2,4,3  
3 Troy Stradford (12/7/87 vs. N.Y. Jets),  
1,1,1  
3 Sammie Smith (12/10/89 vs. New  
England), 1,7,2  
3 Bernie Parmalee (12/25/94 vs. Detroit),  
1,1,6  
3 Karim Abdul-Jabbar (10/19/97 at  
Baltimore), 5,5,6  
3 Karim Abdul-Jabbar (11/23/97 at  
New England), 1,1,1

## **MOST RUSHING TOUCHDOWNS BY ROOKIE**

### **Season**

- 11 Ron Davenport (1985)  
11 Karim Abdul-Jabbar (1996)  
7 Andra Franklin (1981)  
6 Larry Csonka (1968)  
6 Troy Stradford (1987)  
6 Sammie Smith (1989)

### **Game**

- 3 Ronald Scott (10/11/87 vs. Kansas City)  
3 Troy Stradford (12/7/87 vs. N.Y. Jets)  
3 Sammie Smith (12/10/89 vs. New  
England)

## **MOST CONSECUTIVE GAMES WITH RUSHING TOUCHDOWN**

- 5 Mercury Morris (6th through 10th in 1972)  
5 Don Nottingham (2nd through 6th in 1975)

- 5 Pete Johnson (8th through 12th in 1984)
- 5 Karim Abdul-Jabbar (10th through 14th in 1997)

## HIGHEST RUSHING AVERAGE

### Career (minimum 300 attempts)

- 5.1 Mercury Morris (1969-75), 754 attempts
- 4.8 Tony Nathan (1979-87), 732 attempts
- 4.5 Larry Csonka (1968-74, 1979), 1,506 attempts
- 4.4 Norm Bulaich (1975-79), 340 attempts
- 4.4 Gary Davis (1976-79), 318 attempts

### Season (minimum 100 attempts)

- 6.4 Mercury Morris (1973), 149/954 yards
- 5.4 Larry Csonka (1971), 195/1,051 yards
- 5.3 Mercury Morris (1972), 190/1,000 yards
- 5.3 Tony Nathan (1981), 147/782 yards
- 5.2 Larry Csonka (1972), 213/1,117 yards

### Game (minimum 10 attempts)

- 13.1 Mercury Morris (9/30/73 vs. New England) 15/197
- 12.6 Abner Haynes (9/17/67 vs. Denver), 12/151
- 12.6 Delvin Williams (11/9/80 at Los Angeles), 12/151

## MOST 100-YARD RUSHING GAMES

### Career

- 15 Larry Csonka (1968-74, 1979)
- 10 Mercury Morris (1969-75)
- 9 Karim Abdul-Jabbar (1996-99)
- 8 Benny Malone (1974-78)
- 7 Mark Higgs (1990-94)
- 6 Delvin Williams (1978-80)
- 6 Bernie Parmalee (1992-98)

### Season

- 5 Delvin Williams (1978)
- 4 Larry Csonka (1972)
- 4 Karim Abdul-Jabbar (1996)
- 4 Lamar Smith (2000)
- 3 13 times (last - Karim Abdul-Jabbar, 1998)

## MOST 100-YARD RUSHING GAMES BY ROOKIE

### Season

- 4 Karim Abdul-Jabbar (1996)
- 3 Benny Malone (1974)
- 3 Troy Stradford (1987)
- 2 Jim Kiick (1968)
- 2 Leroy Harris (1977)

## MOST CONSECUTIVE 100-YARD RUSHING GAMES

- 2 Larry Csonka (11th through 12th in 1970)
- 2 Benny Malone (7th through 8th in 1974)
- 2 Don Nottingham (2nd through 3rd in 1975)
- 2 Mercury Morris (5th through 6th in 1975)
- 2 Benny Malone (7th through 8th in 1976)
- 2 Benny Malone (4th through 5th in 1977)
- 2 Andra Franklin (5th through 6th in 1982)
- 2 Mark Higgs (1st through 2nd in 1991)
- 2 Bernie Parmalee (7th through 8th in 1994)

## LONGEST RUNS FROM SCRIMMAGE

- 77t Leroy Harris (12/5/77 vs. Baltimore)
- 77t Keith Byars (11/25/93 at Dallas)
- 71t Jerris McPhail (10/27/97 vs. Chicago)
- 70t Mercury Morris (9/30/73 vs. New England)
- 70 Mercury Morris (10/15/73 at Cleveland)
- 68t Lamar Smith (10/23/00 at N.Y. Jets)
- 66t Benny Malone (10/9/77 at Baltimore)
- 65t Abner Haynes (9/17/67 vs. Denver)
- 65t Gary Davis (9/17/78 vs. Buffalo)
- 65 Delvin Williams (11/9/80 at Los Angeles)
- 64 Ron Davenport (12/18/88 at Pittsburgh)
- 63 Norm Bulaich (9/10/78 at Baltimore)
- 60t Gary Davis (12/17/77 vs. Buffalo)

## PASSING

### MOST YARDS PASSING

#### Career

- 61,361 Dan Marino (1983-99)
- 25,092 Bob Griese (1967-80)
- 5,928 David Woodley (1980-83)
- 4,613 Don Strock (1974-87)
- 2,335 Earl Morrall (1972-76)

#### Season

- 5,084 Dan Marino (1984)
- 4,746 Dan Marino (1986)
- 4,453 Dan Marino (1994)
- 4,434 Dan Marino (1988)
- 4,137 Dan Marino (1985)

#### Game

- 521 Dan Marino (10/23/88 vs. N.Y. Jets), 35 of 60
- 473 Dan Marino (9/4/94 vs. New England), 23 of 42
- 470 Dan Marino (12/2/84 vs. L.A. Raiders), 35 of 57
- 450 Dan Marino (10/1/95 at Cincinnati), 33 of 48
- 448 Dan Marino (9/21/86 at N.Y. Jets), 30 of 50

### MOST YARDS PASSING BY ROOKIE

#### Season

- 2,210 Dan Marino (1983)
- 2,005 Bob Griese (1967)
- 1,850 David Woodley (1980)

#### Game

- 322 Dan Marino (10/9/83 vs. Buffalo), 19 of 29
- 279 Dan Marino (10/30/83 vs. L.A. Rams), 25 of 38
- 270 Bob Griese (12/17/67 vs. Boston), 17 of 32
- 251 David Woodley (11/20/80 vs. San Diego), 22 of 34
- 240 Dan Marino (11/20/83 vs. Baltimore), 14 of 21

### MOST PASS ATTEMPTS

#### Career

- 8,358 Dan Marino (1983-99)
- 3,429 Bob Griese (1967-80)
- 961 David Woodley (1980-83)
- 688 Don Strock (1974-87)
- 377 Rick Norton (1966-69)



**Season**

- 623 Dan Marino (1986), 378 completions
- 615 Dan Marino (1994), 385 completions
- 606 Dan Marino (1988), 354 completions
- 567 Dan Marino (1985), 335 completions
- 564 Dan Marino (1984), 362 completions

**Game**

- \*64 Dan Marino (12/30/95 at Buffalo), 33 completions
- 60 Dan Marino (10/23/88 vs. N.Y. Jets), 35 completions
- 60 Dan Marino (11/23/97 at New England), 38 completions
- 57 Dan Marino (12/2/84 vs. L.A. Raiders), 35 completions
- 57 Dan Marino (12/13/98 vs. N.Y. Jets), 30 completions
- 55 Kyle Mackey (10/18/87 at N.Y. Jets), 26 completions
- 55 Dan Marino (9/24/89 vs. N.Y. Jets), 33 completions

**MOST PASS ATTEMPTS BY ROOKIE****Season**

- 331 Bob Griese (1967), 166 completions
- 327 David Woodley (1980), 176 completions
- 296 Dan Marino (1983), 173 completions

**Game**

- 42 David Woodley (10/27/80 at N.Y. Jets), 22 completions
- 41 Bob Griese (12/23/67 vs. Houston), 16 completions
- 41 David Woodley (12/20/80 vs. N.Y. Jets), 20 completions
- 39 Bob Griese (11/12/67 at San Diego), 13 completions
- 38 Dan Marino (10/30/83 vs. L.A. Rams), 25 completions

**MOST PASS COMPLETIONS****Career**

- 4,967 Dan Marino (1983-99)
- 1,926 Bob Griese (1967-80)
- 508 David Woodley (1980-83)
- 388 Don Strock (1974-87)
- 156 Rick Norton (1966-69)

**Season**

- 385 Dan Marino (1994), 615 attempts
- 378 Dan Marino (1986), 623 attempts
- 362 Dan Marino (1984), 564 attempts
- 354 Dan Marino (1988), 606 attempts
- 336 Dan Marino (1985), 567 attempts

**Game**

- 39 Dan Marino (11/16/86 at Buffalo), 54 attempts
- 38 Dan Marino (11/23/97 at New England), 60 attempts
- 35 Dan Marino (12/2/84 vs. L.A. Raiders), 57 attempts
- 35 Dan Marino (10/23/88 vs. N.Y. Jets), 60 attempts
- 35 Dan Marino (12/3/95 vs. Atlanta), 50 attempts

**MOST PASS COMPLETIONS BY ROOKIE****Season**

- 176 David Woodley (1980), 327 attempts
- 173 Dan Marino (1983), 296 attempts
- 166 Bob Griese (1967), 331 attempts

**Game**

- 25 Dan Marino (10/30/83 vs. L.A. Rams), 38 attempts
- 22 David Woodley (10/27/80 at N.Y. Jets), 42 attempts
- 22 David Woodley (11/20/80 vs. San Diego), 34 attempts
- 20 David Woodley (12/20/80 vs. N.Y. Jets), 41 attempts
- 19 Dan Marino (10/9/83 vs. Buffalo), 29 attempts

**MOST CONSECUTIVE PASS COMPLETIONS**

- 15 Dan Marino (11/8/92 at Indianapolis through 11/16/92 vs. Buffalo)
- 14 Dan Marino (11/17/96 at Houston through 11/25/96 vs. Pittsburgh)
- 13 Earl Morrall (12/1/75 vs. New England)
- 13 Dan Marino (11/10/96 vs. Indianapolis)
- \*12 Don Strock (1/2/82 vs. San Diego)
- 12 Dan Marino (11/30/86 vs. Atlanta through 12/7/86 at New Orleans)

**MOST TOUCHDOWN PASSES****Career**

- 420 Dan Marino (1983-99)
- 192 Bob Griese (1967-80)
- 39 Don Strock (1974-87)
- 34 David Woodley (1980-83)
- 17 Earl Morrall (1972-76)

**Season**

- 48 Dan Marino (1984) of 362 completions
- 44 Dan Marino (1986) of 378 completions
- 30 Dan Marino (1985) of 336 completions
- 30 Dan Marino (1994) of 385 completions
- 28 Dan Marino (1988) of 354 completions

**Game**

- 6 Bob Griese (11/24/77 at St. Louis)
- 6 Dan Marino (9/21/86 at N.Y. Jets)
- 5 Dan Marino (9/2/84 at Washington)
- 5 Dan Marino (12/8/85 at Green Bay)
- 5 Dan Marino (12/14/86 at L.A. Rams)
- 5 Dan Marino (11/27/88 at N.Y. Jets)
- 5 Dan Marino (9/4/94 vs. New England)
- 4 19 times (last – Dan Marino, 12/21/98 vs. Denver)

**MOST TOUCHDOWN PASSES BY ROOKIE****Season**

- 20 Dan Marino (1983) of 173 completions
- 15 Bob Griese (1967) of 166 completions
- 14 David Woodley (1980) of 176 completions

**Game**

- 3 Bob Griese (12/17/67 vs. New England)
- 3 David Woodley (11/9/80 at L.A. Rams)
- 3 David Woodley (12/14/80 at Baltimore)
- 3 Dan Marino (10/9/83 vs. Buffalo)
- 3 Dan Marino (10/16/83 at N.Y. Jets)
- 3 Dan Marino (11/28/83 vs. Cincinnati)

## **MOST CONSECUTIVE GAMES WITH TOUCHDOWN PASS**

- 30 Dan Marino (10th in 1985 through 2nd in 1987 and 6th through 10th in 1987)

## **MOST PASSES HAD INTERCEPTED**

### **Career**

- 252 Dan Marino (1983-99)  
172 Bob Griese (1967-80)  
42 David Woodley (1980-83)  
37 Don Strock (1974-87)  
30 Rick Norton (1966-69)

### **Season**

- 23 Dan Marino (1986), 623 attempts  
23 Dan Marino (1988), 606 attempts  
22 Dan Marino (1989), 550 attempts  
21 Dan Marino (1985), 567 attempts  
18 Bob Griese (1967), 331 attempts

### **Game**

- 5 Bob Griese (12/23/67 vs. Houston), 41 attempts  
5 Rick Norton (11/23/69 vs. Houston), 26 attempts  
5 David Woodley (10/25/81 at Dallas), 37 attempts  
5 Kyle Mackey (10/18/87 at N.Y. Jets), 55 attempts  
5 Dan Marino (10/23/88 vs. N.Y. Jets), 60 attempts  
5 Dan Marino (11/25/99 at Dallas), 36 attempts

## **MOST PASSES HAD INTERCEPTED AS ROOKIE**

### **Season**

- 18 Bob Griese (1967), 331 attempts  
17 David Woodley (1980), 327 attempts  
10 George Wilson, Jr. (1966), 112 attempts

### **Game**

- 5 Bob Griese (12/23/67 vs. Houston), 41 attempts  
3 Bob Griese (11/6/66 vs. Buffalo), 31 attempts  
3 David Woodley (9/28/80 vs. New Orleans), 15 attempts

## **MOST CONSECUTIVE GAMES WITH NO PASSES INTERCEPTED**

- 5 Jay Fiedler (8th through 11th, 13th in 2000 - missed 12th in 2000)  
4 Bob Griese (5th through 8th in 1971)  
4 Dan Marino (4th through 7th in 1997)

## **MOST CONSECUTIVE PASSES WITH NONE INTERCEPTED**

- 156 Dan Marino (3rd through 8th in 1997)  
122 Bob Griese (10th through 14th in 1967)

## **LOWEST INTERCEPTION RATE**

### **Career (minimum 250 attempts)**

- 2.78 Damon Huard (1997-00), 8 of 288 attempts  
3.02 Dan Marino (1983-99), 252 of 8,358 attempts  
3.92 Jay Fiedler (2000), 14 of 357 attempts

- 4.37 David Woodley (1980-83), 42 of 961 attempts

- 5.02 Bob Griese (1967-80), 172 of 3,429 attempts

### **Season (minimum 150 attempts)**

- 1.85 Damon Huard (1999), 4 of 216 attempts  
2.00 Dan Marino (1993), 3 of 150 attempts  
2.01 Dan Marino (1997), 11 of 548 attempts  
2.03 Dan Marino (1983), 6 of 296 attempts  
2.07 Dan Marino (1990), 11 of 531 attempts

## **HIGHEST COMPLETION PERCENTAGE**

### **Career (minimum 150 completions)**

- 59.4 Dan Marino (1983-99), 4,967 of 8,358 attempts  
59.0 Damon Huard (1997-00), 170 of 288 attempts  
57.1 Jay Fiedler (2000), 204 of 357 attempts  
56.2 Bob Griese (1967-80), 1,926 of 3,429 attempts

### **Season (minimum 75 completions)**

- 64.2 Dan Marino (1984), 362 of 564 attempts  
64.1 Dan Marino (1995), 309 of 482 attempts  
63.0 Bob Griese (1978), 148 of 235 attempts  
62.6 Dan Marino (1994), 385 of 615 attempts  
61.8 Bob Griese (1975), 118 of 191 attempts

### **Game (minimum 12 completions)**

- 92.3 Bob Griese (12/18/78 vs. New England), 12 of 13 attempts  
\*84.2 David Woodley (1/8/83 vs. New England), 16 of 19 attempts  
82.4 Earl Morrall (12/1/75 vs. New England), 14 of 17 attempts  
81.8 Don Strock (12/10/83 vs. Atlanta), 18 of 22 attempts  
81.3 Dan Marino (12/4/88 vs. Indianapolis), 26 of 32 attempts  
81.0 Bob Griese (10/22/67 vs. N.Y. Jets), 17 of 21 attempts

## **HIGHEST COMPLETION PERCENTAGE BY ROOKIE**

### **Season (minimum 75 completions)**

- 58.4 Dan Marino (1983), 173 of 296 attempts  
53.8 David Woodley (1980), 176 of 327 attempts

- 50.2 Bob Griese (1967), 166 of 331 attempts

### **Game (minimum 12 completions)**

- 81.0 Bob Griese (10/22/67 vs. N.Y. Jets), 17 of 21 attempts  
72.0 David Woodley (11/16/80 vs. San Francisco), 18 of 25 attempts  
68.8 David Woodley (11/2/80 at Oakland), 11 of 16 attempts  
66.7 Dan Marino (11/20/83 vs. Baltimore), 14 of 21 attempts  
65.8 Dan Marino (10/30/83 vs. L.A. Rams), 25 of 38 attempts

## **HIGHEST PASSER RATING**

### **Career (minimum 250 attempts)**

- 86.4 Dan Marino (1983-99)  
77.1 Bob Griese (1967-80)  
76.2 Earl Morrall (1972-76)  
74.6 Damon Huard (1997-00)  
74.5 Jay Fiedler (2000)

**Season (minimum 150 attempts)**

108.9	Dan Marino (1984)
96.0	Dan Marino (1983)
95.9	Dan Marino (1993)
92.5	Dan Marino (1986)
91.0	Earl Morrall (1972)

**HIGHEST PASSER RATING BY ROOKIE****Season (minimum 150 attempts)**

96.0	Dan Marino (1983)
63.1	David Woodley (1980)
61.6	Bob Griese (1967)

**HIGHEST AVERAGE GAIN****Career (minimum 250 attempts)**

8.22	Earl Morrall (1972-76), 284/2,335 yards
7.34	Dan Marino (1983-99), 8,358/61,361 yards
7.32	Bob Griese (1967-80), 3,429/25,092 yards
6.73	Jay Fiedler (2000), 357/2,402 yards
6.70	Don Strock (1974-87), 688/4,613 yards

**Season (minimum 150 attempts)**

9.07	Earl Morrall (1972), 150/1,360
9.01	Dan Marino (1984), 564/5,084
8.86	Bob Griese (1975), 191/1,693
8.24	Bob Griese (1970), 245/2,019
8.12	Dan Marino (1993), 150/1,218

**Game (minimum 20 attempts)**

*13.16	Dan Marino (1/6/85 vs. Pittsburgh), 32/421
12.52	Earl Morrall (12/15/74 vs. New England), 23/288
11.92	Dan Marino (9/30/84 at St. Louis), 36/429
11.43	Dan Marino (11/20/83 vs. Baltimore), 21/240
11.26	Dan Marino (9/4/94 vs. New England), 42/473

**MOST 300-YARD PASSING GAMES****Career**

63	Dan Marino (1983-99)
3	Bob Griese (1967-80)
2	David Woodley (1980-83)
2	Steve DeBerg (1993)
1	John Stofa (1966-67, 1969-70)
1	Don Strock (1974-87)
1	Scott Mitchell (1990-93)
1	Bernie Kosar (1994-96)

**Season**

9	Dan Marino (1984)
6	Dan Marino (1985)
6	Dan Marino (1986)
6	Dan Marino (1988)
5	Dan Marino (1989)
5	Dan Marino (1994)

**MOST CONSECUTIVE 300-YARD PASSING GAMES**

3	Dan Marino (14th through 16th in 1984)
3	Dan Marino (13th through 15th in 1988)
3	Dan Marino (11th through 13th in 1994)
3	Dan Marino (14th through 16th in 1998)

**LONGEST PASS PLAYS**

86t	Bob Griese to Paul Warfield (11/14/71 vs. Pittsburgh)
85t	Dan Marino to Mark Duper (11/20/83 vs. Baltimore)

85t	Dan Marino to Mark Duper (11/2/86 vs. Houston)
80t	George Wilson, Jr. to Bo Roberson (10/23/66 at Houston)
80t	Dan Marino to Mark Duper (9/23/84 vs. Indianapolis)
80t	Dan Marino to Ferrell Edmunds (11/27/88 at N.Y. Jets)
80t	Dan Marino to Tony Martin (10/4/93 vs. Washington)
79t	Bob Griese to Nat Moore (11/2/75 at Chicago)
78t	Dan Marino to Mark Clayton (11/12/89 at N.Y. Jets)
77t	Scott Mitchell to Mark Ingram (10/31/93 vs. Kansas City)
**76t	David Woodley to Jimmy Cefalo (1/30/83 vs. Washington)
*75t	Bob Griese to Paul Warfield (1/2/72 vs. Baltimore)

---

**PASS RECEIVING**

---

**MOST RECEPTIONS****Career**

550	Mark Clayton (1983-92)
511	Mark Duper (1982-92)
510	Nat Moore (1974-86)
415	O.J. McDuffie (1993-00)
383	Tony Nathan (1979-87)

**Season**

90	O.J. McDuffie (1998), 1,050 yards
86	Mark Clayton (1988), 1,129 yards
76	O.J. McDuffie (1997), 943 yards
75	Terry Kirby (1993), 874 yards
74	O.J. McDuffie (1996), 918 yards

**Game**

12	Jim Jensen (11/6/88 at New England), 110 yards
*11	O.J. McDuffie (12/30/95 at Buffalo), 154 yards
11	O.J. McDuffie (12/13/98 vs. N.Y. Jets), 105 yards
10	Durriel Harris (10/28/79 vs. Green Bay), 180 yards
10	Tony Nathan (9/29/85 at Denver), 120 yards
**10	Tony Nathan (1/20/85 vs. San Francisco), 83 yards
10	Tony Nathan (12/8/85 at Green Bay), 86 yards
*10	Tony Nathan (1/4/86 vs. Cleveland), 101 yards
10	Tony Nathan (9/28/86 vs. San Francisco), 101 yards
10	Ron Davenport (12/7/87 vs. N.Y. Jets), 72 yards
10	Mark Clayton (10/23/88 vs. N.Y. Jets), 153 yards
10	Keith Byars (9/25/94 at Minnesota), 79 yards
10	Tony Martin (10/10/99 at Indianapolis), 166 yards
10	Rob Konrad (1/2/00 at Washington), 68 yards



## **MOST RECEPTIONS BY ROOKIE**

### **Season**

- 75 Terry Kirby (1993), 874 yards
- 67 Jack Clancy (1967), 868 yards
- 48 Troy Stradford (1987), 457 yards
- 44 Jim Kiick (1968), 422 yards

### **Game**

- 10 Rob Konrad (1/2/00 at Washington), 68 yards
- 9 Terry Kirby (12/19/93 vs. Buffalo), 148 yards
- 8 Jack Clancy (11/19/67 at Oakland), 114 yards
- 8 Jack Clancy (12/10/67 vs. San Diego), 96 yards
- 8 Troy Stradford (11/1/87 vs. Pittsburgh), 46 yards
- 8 Terry Kirby (12/5/93 vs. N.Y. Giants), 95 yards

## **MOST CONSECUTIVE GAMES WITH RECEPTION**

- 92 Mark Clayton (6th in 1986 through 16th in 1992 - missed 13th in 1986, 1st in 1989, 1st in 1990, 10th through 14th in 1990 and 1st through 3rd in 1992)
- 74 O.J. McDuffie (3rd in 1995 through 15th in 1999, missed 11th through 13th and 16th in 1999)
- 43 Mark Duper (16th in 1989 through 10th in 1992)
- 43 Keith Byars (1st in 1993 through 2nd in 1996 - missed 10th through 16th in 1994)

## **MOST RECEIVING YARDS**

### **Career**

- 8,869 Mark Duper (1982-92), 17.4 per catch
- 8,643 Mark Clayton (1983-92), 15.7 per catch
- 7,547 Nat Moore (1974-86), 14.8 per catch
- 5,074 O.J. McDuffie (1993-00), 12.2 per catch
- 4,534 Duriel Harris (1976-83, 1985), 16.9 per catch
- 3,592 Tony Nathan (1979-89), 9.4 per catch
- 3,355 Paul Warfield (1970-74), 21.5 per catch
- 3,190 Irving Fryar (1993-95), 16.0 per catch
- 3,152 Tony Martin (1989-93, 1999-00), 15.6 per catch
- 3,064 Howard Twilley (1966-76), 14.5 per catch

### **Season**

- 1,389 Mark Clayton (1984), 73 receptions
- 1,313 Mark Duper (1986), 67 receptions
- 1,306 Mark Duper (1984), 71 receptions
- 1,270 Irving Fryar (1994), 73 receptions
- 1,150 Mark Clayton (1986), 60 receptions
- 1,129 Mark Clayton (1988), 86 receptions
- 1,085 Mark Duper (1991), 70 receptions
- 1,053 Mark Clayton (1991), 70 receptions
- 1,050 O.J. McDuffie (1998), 90 receptions
- 1,037 Tony Martin (1999), 67 receptions
- 1,011 Mark Clayton (1989), 64 receptions
- 1,010 Irving Fryar (1993), 64 receptions
- 1,003 Mark Duper (1983), 51 receptions

### **Game**

- 217 Mark Duper (11/10/85 vs. N.Y. Jets), 8 receptions

- 211 Irving Fryar (9/4/94 vs. New England), 5 receptions
- 210 Nat Moore (10/4/81 vs. N.Y. Jets), 7 receptions
- 202 Mark Duper (10/9/83 vs. Buffalo), 7 receptions
- 180 Duriel Harris (10/28/79 vs. Green Bay), 10 receptions

## **MOST RECEIVING YARDS BY ROOKIE**

### **Season**

- 874 Terry Kirby (1993), 75 receptions
- 868 Jack Clancy (1967), 67 receptions
- 605 Nat Moore (1974), 37 receptions
- 575 Ferrell Edmunds (1988), 33 receptions

### **Game**

- 148 Terry Kirby (12/19/93 vs. Buffalo), 9 receptions
- 126 Jack Clancy (12/3/67 at Houston), 7 receptions
- 121 Mel Baker (12/15/74 vs. New England), 4 receptions
- 117 Ferrell Edmunds (11/27/88 at N.Y. Jets), 2 receptions
- 116 Duriel Harris (11/22/76 vs. Baltimore), 5 receptions
- 114 Jack Clancy (11/19/67 at Oakland), 8 receptions

## **MOST RECEIVING TOUCHDOWNS**

### **Career**

- 81 Mark Clayton (1983-92), 550 receptions
- 74 Nat Moore (1974-86), 510 receptions
- 59 Mark Duper (1982-92), 511 receptions
- 33 Paul Warfield (1970-74), 156 receptions
- 29 O.J. McDuffie (1993-00), 415 receptions

### **Season**

- 18 Mark Clayton (1984), 73 receptions
- 14 Mark Clayton (1988), 86 receptions
- 12 Nat Moore (1977), 52 receptions
- 12 Mark Clayton (1991), 70 receptions
- 11 Karl Noonan (1968), 58 receptions
- 11 Paul Warfield (1971), 43 receptions
- 11 Paul Warfield (1973), 29 receptions
- 11 Mark Duper (1986), 67 receptions

### **Game**

- 4 Paul Warfield (12/15/73 vs. Detroit), 21,7,16,4
- 4 Mark Ingram (11/27/94 at N.Y. Jets), 10,17,28,8
- 3 Paul Warfield (11/14/71 vs. Pittsburgh), 12,86,60
- 3 Nat Moore (11/24/77 at St. Louis), 4,9,28
- 3 Mark Clayton (12/17/84 vs. Dallas), 41,39,63
- 3 Mark Duper (12/20/87 at L.A. Rams), 69,5,20
- 3 Mark Duper (12/20/87 vs. Washington), 26,59,6
- 3 Irving Fryar (9/4/94 vs. New England), 54,50,35
- 3 O.J. McDuffie (11/29/98 vs. New Orleans), 22,7,9
- 3 Lamar Thomas (12/21/98 vs. Denver), 9,56,17

## **MOST RECEIVING TOUCHDOWNS BY ROOKIE**

### **Season**

- 5 Andre Brown (1989), 24 receptions
- 3 Jack Harper (1967), 11 receptions
- 3 Jimmy Cefalo (1978), 6 receptions
- 3 Ferrell Edmunds (1988), 33 receptions
- 3 Terry Kirby (1993), 75 receptions

## **MOST CONSECUTIVE GAMES WITH RECEIVING TOUCHDOWN**

- 6 Paul Warfield (4th through 9th in 1971)
- 6 Mark Clayton (13th through 16th in 1988 and 2nd through 3rd in 1989)

## **HIGHEST RECEIVING AVERAGE**

### **Career (minimum 100 receptions)**

- 21.5 Paul Warfield (1970-74), 156 receptions
- 17.4 Mark Duper (1982-92), 511 receptions
- 16.9 Duriel Harris (1976-83, 1985), 269 receptions
- 16.0 Irving Fryar (1993-95), 199 receptions
- 15.6 Tony Martin (1990-93, 1999-00), 202 receptions

### **Season (minimum 24 receptions)**

- 25.1 Paul Warfield (1970), 28/703 yards
- 23.2 Paul Warfield (1971), 43/996 yards
- 21.8 Jimmy Cefalo (1981), 29/631 yards
- 20.9 Paul Warfield (1972), 29/606 yards
- 20.0 Bo Roberson (1966), 26/519 yards

### **Game (minimum three receptions)**

- 52.7 Paul Warfield (11/14/71 vs. Pittsburgh), 3/158
- 42.2 Irving Fryar (9/4/94 vs. New England), 5/211
- 41.3 Nat Moore (10/10/76 at Baltimore), 3/124
- 40.0 Paul Warfield (10/3/70 vs. Oakland), 3/120
- 38.0 Nat Moore (9/25/77 at San Francisco), 3/114

## **HIGHEST RECEIVING AVERAGE BY ROOKIE**

### **Season (minimum 24 receptions)**

- 17.4 Ferrell Edmunds (1988), 33/575 yards
- 17.1 Andre Brown (1989), 24/410 yards
- 16.4 Nat Moore (1974), 37/605 yards

### **Game (minimum three receptions)**

- 30.3 Mel Baker (12/15/74 vs. New England), 4/121
- 23.2 Duriel Harris (11/12/76 vs. Baltimore), 5/116
- 21.0 Andre Brown (10/29/89 at Buffalo), 5/105

## **MOST 100-YARD RECEIVING GAMES**

### **Career**

- 28 Mark Duper (1982-92)
- 22 Mark Clayton (1983-92)
- 12 Nat Moore (1974-86)
- 10 Paul Warfield (1970-74)
- 10 Duriel Harris (1976-83, 1985)
- 10 Irving Fryar (1993-95)

### **Season**

- 8 Mark Duper (1986)
- 6 Mark Clayton (1984)
- 6 Irving Fryar (1994)

- 5 Mark Clayton (1989)
- 5 Tony Martin (1999)
- 4 Paul Warfield (1971)
- 4 Duriel Harris (1979)
- 4 Mark Duper (1984)

## **MOST 100-YARD RECEIVING GAMES BY ROOKIE**

### **Season**

- 3 Jack Clancy (1967)
- 2 Terry Kirby (1993)
- 1 Mel Baker (1974)
- 1 Duriel Harris (1976)
- 1 Ferrell Edmunds (1988)
- 1 Andre Brown (1989)

## **MOST CONSECUTIVE 100-YARD RECEIVING GAMES**

- 4 Irving Fryar (10th through 13th in 1994)
- 3 Mark Clayton (14th through 16th in 1984)
- 3 Mark Duper (3rd through 5th in 1986)

## **TOTAL YARDS FROM SCRIMMAGE**

(rushing/receiving)

### **Career**

- 8,859 Mark Duper (1982-92), -10/8,869
- 8,751 Mark Clayton (1983-92), 108/8,643
- 7,795 Nat Moore (1974-86), 248/7,547
- 7,425 Larry Csonka (1968-74, 1979), 6,737/688
- 7,135 Tony Nathan (1979-87), 3,543/3,592
- 5,854 Jim Kiick (1968-74), 3,644/2,210
- 5,123 O.J. McDuffie (1993-00), 49/5,074
- 4,567 Duriel Harris (1976-83, 1985), 33/4,534

### **Season**

- 1,450 Delvin Williams (1978), 1,258/192
- 1,424 Mark Clayton (1984), 35/1,389
- 1,340 Lamar Smith (2000), 1,139/201
- 1,318 Tony Nathan (1985), 667/651
- 1,306 Mark Duper (1984), 0/1,306
- 1,303 Mark Duper (1986), -10/1,313
- 1,276 Lorenzo Hampton (1986), 830/446
- 1,270 Irving Fryar (1994), 0/1,270
- 1,264 Terry Kirby (1993), 390/874
- 1,255 Karim Abdul-Jabbar (1996), 1,116/139

### **Game**

- 252 Troy Stradford (11/22/87 at Dallas), 169/83
- \*227 Lamar Smith (12/30/00 vs. Indianapolis), 209/18
- 217 Mark Duper (11/10/85 vs. N.Y. Jets), 0/217

### **By Rookie, Season**

- 1,264 Terry Kirby (1993), 390/874
- 1,255 Karim Abdul-Jabbar (1996), 1,116/139
- 1,076 Troy Stradford (1987), 619/457
- 1,043 Jim Kiick (1968), 621/422
- 864 Jack Clancy (1967), -4/868

## **COMBINED YARDAGE**

(rushing/receiving/returns)

### **Career**

- 9,276 Mark Clayton (1983-92), 108/8,643/525
- 8,950 Nat Moore (1974-86), 248/7,547/1,155
- 8,859 Mark Duper (1982-92), -10/8,869/0

- 8,752 Tony Nathan (1979-87), 3,543/3,592/1,617  
 8,353 O.J. McDuffie (1993-00), 49/5,074/3,230  
 7,486 Mercury Morris (1969-75), 3,877/491/3,118

#### Season

- 1,655 John Avery (1998), 503/67/1,085  
 1,603 Tony Nathan (1979), 68/213/1,322  
 1,552 O.J. McDuffie (1995), 6/819/727  
 1,524 Brock Marion (1999), 0/0/1,524  
 1,518 Mark Clayton (1984), 35/1,389/94

#### Game

- 302 Mercury Morris (11/1/70 at Baltimore)  
 8-89/3-68/6-145  
 \*280 O.J. McDuffie (12/30/95 at Buffalo)  
 1-9/11-154/6-117  
 254 Freddie Solomon (10/9/77 at Baltimore)  
 0-0/4-51/7-203  
 252 Freddie Solomon (12/5/76 vs. Buffalo)  
 1-59/5-114/1-79t  
 252 Troy Stradford (11/22/87 at Dallas)  
 17-169/6-83/0-0

#### By Rookie, Season

- 1,655 John Avery (1998), 503/67/1,085  
 1,603 Tony Nathan (1979), 68/213/1,322  
 1,483 Mercury Morris (1969), 110/65/1,308

## PUNTING

### MOST PUNTS

#### Career

- 633 Larry Seiple (1967-77), 25,347 yards  
 555 Reggie Roby (1983-92), 24,035 yards  
 227 George Roberts (1978-80), 9,314 yards

#### Season

- 93 Klaus Wilmsmeyer (1998), 42.5 average  
 92 Matt Turk (2000), 42.1 average  
 83 Tom Orosz (1981), 40.8 average  
 81 George Roberts (1978), 40.3 average

#### Game

- 10 George Wilson, Jr. (9/9/66 vs. N.Y. Jets), 483 yards  
 10 George Roberts (10/12/80 at New England), 445 yards  
 10 Klaus Wilmsmeyer (9/20/98 vs. Pittsburgh), 458 yards  
 9 Larry Seiple (9/18/77 at Buffalo), 325 yards  
 9 Matt Turk (9/10/00 at Minnesota), 394 yards

### HIGHEST PUNTING AVERAGE

#### Career (minimum 120 punts)

- 44.2 John Kidd (1994-97), 201 punts  
 43.3 Reggie Roby (1983-92), 555 punts  
 41.0 George Roberts (1978-80), 227 punts

#### Season (minimum 40 punts)

- 46.3 John Kidd (1996), 78 punts  
 45.7 Reggie Roby (1991), 54 punts  
 44.7 Reggie Roby (1984), 51 punts  
 44.2 Reggie Roby (1986), 56 punts  
 43.7 Reggie Roby (1985), 59 punts

#### Game (minimum 4 punts)

- 58.5 Reggie Roby (9/28/86 vs. San Francisco), 4-234 yards  
 54.4 John Kidd (10/27/96 vs. Dallas), 5-272 yards

- 53.8 Reggie Roby (10/20/91 vs. Houston), 4-215 yards  
 52.7 Reggie Roby (9/22/91 vs. Green Bay), 7-369 yards  
 52.3 Reggie Roby (9/15/91 at Detroit), 4-209 yards

### LONGEST PUNTS

- 77 Reggie Roby (11/29/87 at Buffalo), net 77  
 73 Larry Seiple (11/14/71 vs. Pittsburgh), touchback  
 73 Reggie Roby (9/28/86 vs. San Francisco), touchback  
 73 Reggie Roby (10/5/86 at New England), net 73  
 71 George Roberts (11/2/80 at Oakland), net 62

## PUNT RETURNS

### MOST PUNT RETURNS

#### Career

- 127 Jake Scott (1970-75)  
 127 O.J. McDuffie (1993-00)  
 79 Tom Vigorito (1981-85)  
 75 Scott Schwedes (1987-90)  
 71 Freddie Solomon (1975-77)

#### Season

- 41 Mark Clayton (1983), 9.6 average  
 36 Tom Vigorito (1981), 10.5 average  
 33 Jake Scott (1971), 9.6 average

#### Game

- 7 Mercury Morris (10/19/69 at Kansas City), 17.6 average  
 6 Jake Scott (11/10/74 at New Orleans), 16.5 average  
 6 Freddie Solomon (12/5/77 vs. Baltimore), 9.3 average  
 6 Tom Vigorito (11/30/81 vs. Philadelphia), 12.2 average  
 6 Mark Clayton (11/20/83 vs. Baltimore), 16.2 average  
 6 Vince Heflin (9/23/84 vs. Indianapolis), 12.7 average  
 \*6 Nate Jacquet (1/9/00 at Seattle), 10.5 avg.

### MOST PUNT RETURN YARDS

#### Career

- 1,330 Jake Scott (1970-75)  
 1,127 O.J. McDuffie (1993-00)  
 830 Tom Vigorito (1981-85)  
 810 Freddie Solomon (1975-77)

#### Season

- 392 Mark Clayton (1983), 9.6 average  
 379 Tom Vigorito (1981), 10.5 average  
 354 Terrell Buckley (1998), 12.2 average

#### Game

- 123 Mercury Morris (10/19/69 at Kansas City), 7 returns  
 114 O.J. McDuffie (12/13/93 vs. Pittsburgh), 5 returns  
 106 James Pruitt (9/14/86 vs. Indianapolis), 2 returns  
 99 Jake Scott (11/10/74 at New Orleans), 6 returns



## **MOST PUNT RETURN TOUCHDOWNS**

### **Career**

- 2 Freddie Solomon (1975-77)
- 2 Tom Vigorito (1981-85)
- 2 O.J. McDuffie (1993-00)

### **Season**

- 2 O.J. McDuffie (1993)

## **LONGEST PUNT RETURNS**

- 87t Tom Vigorito (9/10/81 vs. Pittsburgh)
- 86t Tony Nathan (10/14/79 vs. Buffalo)
- 81t Jeff Ogden (10/29/00 vs. Green Bay)
- 79t Freddie Solomon (12/5/76 vs. Buffalo)
- 77t Jake Scott (11/22/70 vs. Baltimore)
- 72t O.J. McDuffie (12/13/93 vs. Pittsburgh)
- 71t James Pruitt (9/14/86 vs. Indianapolis)
- 71t O.J. McDuffie (10/24/93 vs. Indianapolis)

## **HIGHEST PUNT RETURN AVERAGE**

### **Career (minimum 50 returns)**

- 11.4 Freddie Solomon (1975-77), 71 returns
- 10.5 Jake Scott (1970-75), 127 returns
- 10.5 Tom Vigorito (1981-85), 79 returns

### **Season (minimum 15 returns)**

- 17.0 Jeff Ogden (2000), 19 returns
- 12.5 Nate Jacquet (1999), 28 returns
- 12.3 Freddie Solomon (1975), 26 returns
- 12.2 Terrell Buckley (1998), 29 returns
- 12.1 Jake Scott (1973), 22 returns

### **Game (minimum 4 returns)**

- 22.8 O.J. McDuffie (12/13/93 vs. Pittsburgh), 5-114 yards
- 21.5 O.J. McDuffie (10/24/93 vs. Indianapolis), 4-86 yards
- 21.5 Nate Jacquet (10/17/99 at New England), 4-86 yards
- 18.8 Charlie Babb (11/23/75 vs. Baltimore), 4-75 yards

## **MOST FAIR CATCHES**

### **Career**

- 91 O.J. McDuffie (1993-00) of 218 punts
- 55 Jake Scott (1970-75) of 182 punts
- 30 Scott Miller (1991-94) of 83 punts
- 29 Dick Anderson (1968-77) of 74 punts

### **Season**

- 24 O.J. McDuffie (1996) of 46 punts
- 22 O.J. McDuffie (1993) of 36 punts
- 18 Jake Scott (1971) of 51 punts
- 16 Jake Scott (1973) of 38 punts

### **Game**

- 6 Jake Scott (12/20/70 vs. Buffalo) of 8 punts

---

## **KICKOFF RETURNS**

---

## **MOST KICKOFF RETURNS**

### **Career**

- 123 Fulton Walker (1981-85)
- 111 Mercury Morris (1969-75)
- 96 Lorenzo Hampton (1985-89)

### **Season**

- 62 Brock Marion (1999), 24.6 average
- 45 Tony Nathan (1979), 22.6 average
- 45 Lorenzo Hampton (1985), 22.7 average
- 43 Mercury Morris (1969), 26.4 average

- 43 John Avery (1998), 25.2 average

### **Game**

- 7 Don Bessillieu (10/12/80 at New England), 20.4 average
- 7 Fulton Walker (11/8/81 at New England), 23.7 average
- 7 Joe Cribbs (12/18/88 at Pittsburgh), 21.3 average
- 7 Brock Marion (12/12/99 at N.Y. Jets), 20.4 avg.
- 7 Brock Marion (10/23/00 at N.Y. Jets), 27.6 avg.

## **MOST KICKOFF RETURN YARDS**

### **Career**

- 2,947 Mercury Morris (1969-75)
- 2,944 Fulton Walker (1981-85)
- 2,146 Brock Marion (1998-00)
- 2,103 O.J. McDuffie (1993-99)
- 2,058 Irving Spikes (1994-97)

### **Season**

- 1,524 Brock Marion (1999), 24.6 average
- 1,136 Mercury Morris (1969), 26.4 average
- 1,085 John Avery (1998), 25.2 average
- 1,020 Lorenzo Hampton (1985), 22.7 average

### **Game**

- 204 Gene Milton (9/21/68 vs. Oakland), long 73
- 193 Brock Marion (10/23/00 at N.Y. Jets), long 47
- \*\*190 Fulton Walker (1/30/83 vs. Washington), long 98t
- 185 Fulton Walker (10/12/81 at Buffalo), long 90t

## **MOST KICKOFF RETURN TOUCHDOWNS**

### **Career**

- 3 Mercury Morris (1969-75)
- 1 by three players (last - Marc Logan, 10/1/89 at Houston)

### **Season**

- 1 Six times (last - Marc Logan, 10/1/89 at Houston)

## **LONGEST KICKOFF RETURNS**

- 105t Mercury Morris (9/14/69 at Cincinnati)
- \*\*98t Fulton Walker (1/30/83 vs. Washington)
- 97t Marc Logan (10/1/89 at Houston)
- 96t Mercury Morris (12/6/70 vs. Boston)
- 95t Joe Auer (9/2/66 vs. Oakland)
- 95 Bobby Neff (9/14/68 vs. Houston)

## **HIGHEST KICKOFF RETURN AVERAGE**

### **Career (minimum 50 returns)**

- 26.5 Mercury Morris (1969-75), 111 returns
- 25.3 Duriel Harris (1976-83, 1985), 56 returns
- 23.9 Fulton Walker (1981-85), 123 returns

### **Season (minimum 14 returns)**

- 32.9 Duriel Harris (1976), 17 returns, 559 yards
- 29.6 Gary Davis (1977), 14 returns, 414 yards
- 29.0 Mercury Morris (1970), 28 returns, 812 yards

### **Game (minimum 4 returns)**

- \*\*47.5 Fulton Walker (1/30/83 vs. Washington), 4-190

42.8 Freddie Solomon (10/9/77 at Baltimore), 4-171

39.3 Brock Marion (10/4/99 vs. Buffalo), 4-157

## INTERCEPTIONS

### MOST INTERCEPTIONS

#### Career

- 35 Jake Scott (1970-75)
- 34 Dick Anderson (1968-77)
- 29 Glenn Blackwood (1979-87)
- 24 William Judson (1982-89)
- 24 Louis Oliver (1989-93, 1995-96)

#### Season

- 10 Dick Westmoreland (1967), 127 yards
- 8 Willie West (1966), 62 yards
- 8 Dick Anderson (1968), 230 yards
- 8 Dick Anderson (1970), 191 yards
- 8 Dick Anderson (1973), 163 yards
- 8 Jake Scott (1974), 75 yards
- 8 Terrell Buckley (1998), 157 yards
- 8 Sam Madison (1998), 114 yards

#### Game

- 4 Dick Anderson (12/3/73 vs. Pittsburgh), 121 yards
- 3 Willie West (10/23/66 at Houston), 49 yards
- 3 Dick Westmoreland (1/26/67 vs. Buffalo), 43 yards
- 3 Charlie Babb (9/22/75 vs. Oakland), 18 yards
- 3 Curtis Johnson (11/9/75 vs. N.Y. Jets), 25 yards
- 3 Larry Gordon (12/10/78 vs. Oakland), 35 yards
- \*3 A.J. Duhe (1/23/83 vs. N.Y. Jets), 36 yards
- 3 William Judson (10/16/83 at N.Y. Jets), 23 yards
- 3 Louis Oliver (10/4/92 at Buffalo), 170 yards
- 3 Sam Madison (11/7/99 vs. Tennessee), 101 yards

### MOST INTERCEPTIONS BY ROOKIE

#### Season

- 8 Dick Anderson (1968), 230 yards
- 5 Lloyd Mumphord (1969), 102 yards
- 5 Jake Scott (1970), 112 yards
- 5 Don McNeal (1980), 17 yards

#### Game

- 2 Dick Anderson (11/24/68 at Boston), 109 yards
- 2 Jake Scott (12/7/69 vs. Denver), 0 yards
- 2 Don McNeal (10/12/80 at New England), 2 yards
- 2 Jarvis Williams (10/9/88 at L.A. Raiders), 23 yards

### MOST CONSECUTIVE GAMES WITH INTERCEPTION

- 5 Dick Westmoreland (9th through 13th in 1967)

### MOST INTERCEPTION RETURN YARDS

#### Career

- 792 Dick Anderson (1968-77), 23.3 average
- 569 Louis Oliver (1989-93, 1995-96), 23.7 average
- 425 Jake Scott (1970-75), 12.1 average
- 398 Glenn Blackwood (1979-87), 13.7 average
- 379 Sam Madison (1997-00), 18.0 average

#### Season

- 230 Dick Anderson (1968), 8 for 28.8 average
- 200 Louis Oliver (1992), 5 for 40.0 average
- 198 Jimmy Warren (1966), 5 for 39.6 average
- 191 Dick Anderson (1970), 8 for 23.9 average

#### Game

- 170 Louis Oliver (10/4/92 at Buffalo), 3 interceptions
- 121 Dick Anderson (12/3/73 vs. Pittsburgh), 4 interceptions
- 109 Dick Anderson (11/24/68 at Boston), 2 interceptions

### LONGEST INTERCEPTION RETURNS

- 103t Louis Oliver (10/4/92 at Buffalo), Jim Kelly
- 96t Dick Anderson (11/24/68 at Boston), Tom Sherman
- 91t Terrell Buckley (10/13/96 at Buffalo), Jim Kelly
- 86t Dick Anderson (12/20/70 vs. Buffalo), Dennis Shaw
- 86t William Judson (60t), Mike Kozlowski (26, lateral), (9/9/84 vs. New England), Steve Grogan
- 76t Troy Vincent (58t), Gene Atkins (18, lateral), (12/12/94 vs. Kansas City), Steve Bono
- 70t Jimmy Warren (11/13/66 at Kansas City), Len Dawson
- 67t Troy Vincent (9/3/95 vs. N.Y. Jets), Boomer Esiason
- \*62t Dick Anderson (1/2/72 vs. Baltimore), John Unitas
- 61t William Judson (9/8/85 at Houston), Warren Moon
- 61t Calvin Jackson (11/25/96 vs. Pittsburgh), Mike Tomczak
- 61 Terrell Buckley (12/13/98 vs. N.Y. Jets), Vinny Testaverde

### TOUCHDOWN INTERCEPTIONS

#### Career

- 3 Dick Anderson (1968-77)
- 3 Zach Thomas (1996-99)
- 2 Dick Westmoreland (1966-69)
- 2 Jimmy Warren (1966-67)
- 2 Bill Stanfill (1969-76)
- 2 Lloyd Mumphord (1969-74)
- 2 Mike Kozlowski (1979-86)
- 2 Don McNeal (1980-89)
- 2 William Judson (1982-89)
- 2 Louis Oliver (1989-93, 1995-96)
- 2 Troy Vincent (1992-95)
- 2 Terrell Buckley (1995-99)

**Season**

- 2 Bill Stanfill (1969), 15,17 yards
- 2 Dick Anderson (1973), 27,38 yards
- 2 Mike Kozlowski (1983), 35,38 yards
- 2 Zach Thomas (1998), 17,1 yards

**Game**

- 2 Dick Anderson (12/3/73 vs. Pittsburgh)
- 2 Mike Kozlowski (12/16/83 vs. N.Y. Jets)

---

**SACKS**

---

**MOST SACKS****Career**

- 67% Bill Stanfill (1969-76)
- 65% Doug Betters (1978-87)
- 64 Vern Den Herder (1971-81)
- 59% Jeff Cross (1988-95)
- 56% Trace Armstrong (1995-00)

**Season**

- 18% Bill Stanfill (1973)
- 16% Trace Armstrong (2000)
- 16 Doug Betters (1983)
- 14% Jason Taylor (2000)
- 14 Doug Betters (1984)
- 14 Bryan Cox (1992)

**Game**

- 5 Bill Stanfill (10/7/73 vs. N.Y. Jets)
- 5 Vern Den Herder (10/21/73 vs. Buffalo)
- 5 Bill Stanfill (11/17/74 vs. Buffalo)
- 4 Vern Den Herder (9/22/74 at Buffalo)
- 4 Vern Den Herder (11/11/79 vs. Baltimore)
- 4 Doug Betters (9/4/83 at Buffalo)
- 4 E.J. Junior (10/6/91 at New England)

**MOST SACKS BY ROOKIE****Season**

- 8 Bill Stanfill (1969)
- 8 Lorenzo Bromell (1998)
- 7 A.J. Duhe (1977)
- 6 Marco Coleman (1992)
- 5 Derrick Rodgers (1997)
- 5 Jason Taylor (1997)

**Game**

- 3 A.J. Duhe (11/6/77 at N.Y. Jets)
- 3 Marco Coleman (10/25/92 vs. Indianapolis)
- 2 Bill Stanfill (10/26/69 vs. Buffalo)
- 2 Bob Baumhower (11/20/77 at Cincinnati)
- 2 A.J. Duhe (12/11/77 at New England)
- 2 Doug Betters (10/29/78 vs. Baltimore)
- 2 Charles Bowser (1/2/83 at Baltimore)
- 2 John Bosa (12/17/87 vs. N.Y. Jets)
- 2 Marco Coleman (11/1/92 at N.Y. Jets)
- 2 Shane Burton (12/1/96 at Oakland)
- 2 Derrick Rodgers (10/12/97 at N.Y. Jets)
- 2 Lorenzo Bromell (9/13/98 vs. Buffalo)
- 2 Lorenzo Bromell (11/29/98 vs. New Orleans)

---

**FUMBLES**

---

**MOST FUMBLES****Career**

- 106 Dan Marino (1983-99)
- 52 Bob Griese (1967-80)
- 34 Tony Nathan (1979-87)

- 29 Mercury Morris (1969-75)
- 21 Larry Csonka (1968-74, 1979)

**Season**

- 9 Bob Griese (1971)
- 9 Tony Nathan (1980)
- 9 Dan Marino (1985)
- 9 Dan Marino (1986)
- 9 Dan Marino (1994)
- 9 Dan Marino (1998)
- 8 Five times (last – Dan Marino, 1997)

**Game**

- 4 Craig Erickson (10/6/96 vs. Seattle)
- 3 Rick Norton (9/9/66 vs. N.Y. Jets)
- 3 Rick Norton (11/9/69 at Boston)
- 3 Mercury Morris (11/15/70 vs. New Orleans)
- 3 Tony Nathan (11/30/80 vs. San Diego)
- 3 Scott Schwedes (12/13/87 at Philadelphia)
- 3 Dan Marino (10/27/97 vs. Chicago)

**MOST FUMBLES BY ROOKIE****Season**

- 8 Tony Nathan (1979)
- 7 Scott Schwedes (1987)
- 6 Bob Griese (1967)
- 6 Rick Norton (1966)
- 6 Troy Stradford (1987)

**Game**

- 3 Rick Norton (9/9/66 vs. N.Y. Jets)
- 3 Scott Schwedes (12/13/87 at Philadelphia)

**MOST OWN FUMBLE RECOVERIES****Career**

- 38 Dan Marino (1983-99)
- 23 Bob Griese (1967-80)

**Season**

- 7 Dan Marino (1988)
- 6 Bob Griese (1971)
- 4 Rick Norton (1969)
- 4 Dan Marino (1986)

**Game**

- 3 Rick Norton (11/9/69 at Boston)
- 3 Craig Erickson (10/6/96 vs. Seattle)

**MOST OPPONENT FUMBLE RECOVERIES****Career**

- 17 Dick Anderson (1968-77)
- 17 Bob Baumhower (1977-86)
- 14 Vern Den Herder (1971-81)
- 12 Larry Gordon (1976-82)
- 11 Glenn Blackwood (1979-87)

**Season**

- 6 Dick Anderson (1972)
- 5 Bud Brown (1985)
- 4 Ten times (last – Jason Taylor, 2000)

**Game**

- 2 Tom Nomina (11/13/66 at Kansas City), 0 yards
- 2 Art Powell (10/18/70 at Buffalo), 0 yards
- 2 Jim Riley (11/7/76 vs. Buffalo), 0 yards
- 2 Jeris White (11/28/76 at Cleveland), 0 yards
- 2 Bob Baumhower (12/11/77 at New England), 0 yards
- 2 Tim Foley (11/29/79 vs. New England), 2 yards



- 2 Glenn Blackwood (10/19/80 vs. Buffalo), 0 yards
- 2 Doug Betters (11/6/83 at San Francisco), 0 yards
- 2 Bud Brown (9/8/85 vs Houston), 6 yards
- 2 Bryan Cox (10/31/93 vs. Kansas City), 1 yard

#### LONGEST FUMBLE RETURN

- 68 A.J. Duhe (10/15/78 at San Diego), Dan Fouts

#### FUMBLE RETURNS FOR TOUCHDOWNS

- 59t Trell Hooper (10/11/87 vs. Kansas City), Robert Parker
- 55t Liffort Hobley (10/11/87 vs. Kansas City), Chris Smith
- 44t Don Bessillieu (10/19/80 vs. Buffalo), Joe Cribbs
- 37t Pat Johnson (12/24/95 at St. Louis), Todd Kinchen
- 35t Dick Anderson (10/15/72 vs. San Diego), Mike Garrett
- 29t Jason Taylor (10/1/00 at Cincinnati), Akili Smith
- 25t Mike Kozlowski (12/6/81 vs. New England), Sam Cunningham
- 22t Terrell Buckley (10/27/97 vs. Chicago), Ricky Proehl
- 21t Bob Baumhower (10/7/84 at Pittsburgh), Mark Malone
- 20t Sam Madison (10/8/00 vs. Buffalo), Sammy Morris
- 19t Liffort Hobley (10/9/88 at L.A. Raiders), Vance Mueller
- 13t Nick Buoniconti (9/30/73 vs. New England), John Tarver
- 13t Bob Baumhower (10/9/78 vs. Cincinnati), Dave Turner
- 13t Brian Sochia (12/30/90 vs. Indianapolis), Jeff George
- 10t Willie West (10/6/68 at Houston), Bob Davis
- 10t Sean Hill (9/1/96 vs. New England), Louis Oliver
- 7t Bob Brudzinski (10/27/85 at Detroit), Eric Hipple
- 4t O.J. McDuffie (10/12/97 at N.Y. Jets), Charles Jordan
- 4t Jason Taylor (9/13/99 at Denver), Brian Griese
- 1t Cliff Odom (10/28/90 at Indianapolis), Jack Trudeau
- 0t Chuck Klingbeil (9/22/91 vs. Green Bay), Don Majkowski
- 0t Scott Miller (9/1/96 vs. New England), Stanley Pritchett
- 0t Tim Bowens (11/30/97 at Oakland), Jeff George

#### TOUCHDOWN FUMBLE RETURNS

##### Career

- 2 Bob Baumhower (1977-86)
- 2 Liffort Hobley (1987-93)
- 2 Jason Taylor (1997-00)

## TAKEAWAYS

(interceptions/fumble recoveries)

#### MOST TAKEAWAYS

##### Career

- 51 Dick Anderson (1968-77), 34 INTs, 17 FRs
- 42 Jake Scott (1970-75), 35 INTs, 7 FRs
- 41 Glenn Blackwood (1979-87), 29 INTs, 12 FRs
- 31 Louis Oliver (1989-93, 1995-96), 24 INTs, 7 FRs
- 30 Curtis Johnson (1970-78), 22 INTs, 8 FRs
- 30 Tim Foley (1970-80), 22 INTs, 8 FRs

##### Season

- 11 Dick Anderson (1970), 8 INTs, 3 FRs
- 11 Jake Scott (1974), 8 INTs, 3 FRs
- 10 Dick Westmoreland (1967), 10 INTs
- 9 Dick Anderson (1968), 8 INTs, 1 FR
- 9 Dick Anderson (1972), 3 INTs, 6 FRs
- 9 Terrell Buckley (1998), 8 INTs, 1 FR

##### Game

- 4 Dick Anderson (12/3/73 vs. Pittsburgh), 4 INTs
- 4 Jeris White (11/26/76 at Cleveland), 2 INTs, 2 FRs

#### MOST TAKEAWAYS BY ROOKIE

##### Season

- 9 Dick Anderson (1968), 8 INTs, 1 FR
- 7 Lloyd Mumphord (1969), 5 INTs, 2 FRs
- 7 Curtis Johnson (1970), 3 INTs, 4 FRs
- 7 Jarvis Williams (1988), 4 INTs, 3 FRs

##### Game

- 3 Lloyd Mumphord (12/7/69 vs. Denver), 2 INTs, 1 FR

## BLOCKED KICKS

#### MOST BLOCKED KICKS

##### Career

- 9 Curtis Johnson (1970-78), 6 FGs, 2 Punts, 1 PAT
- 8 Lloyd Mumphord (1969-74), 7 FGs, 1 Punt
- 5 Vern Den Herder (1971-81), 4 FGs, 1 Punt
- 5 William Judson (1982-89), 3 FGs, 2 Punts
- 5 Jeff Cross (1988-95), 3 FGs, 1 Punt, 1 PAT

##### Season

- 4 Wahoo McDaniel (1966), 1 FG, 3 PATs
- 3 Frank Cornish (1970), 2 FGs, 1 PAT
- 3 Curtis Johnson (1972), 1 FG, 2 Punts
- 3 Shane Burton (1998), 3 FGs

#### MOST BLOCKED FIELD GOALS

##### Career

- 7 Lloyd Mumphord (1969-74)
- 6 Curtis Johnson (1970-78)
- 6 Vern Den Herder (1971-81)
- 4 Bob Baumhower (1977-86)

##### Season

- 3 Shane Burton (1998)
- 2 Ten times, last 1984

**BLOCKED FIELD GOAL RETURNS**

- 51t Lloyd Mumphord (12/6/70 vs. Boston),  
Gino Capelletti  
47t Curtis Johnson (12/19/71 vs. Green  
Bay), Tim Webster

**SHORT FIELD GOAL RETURNS**

- 50 Jake Scott (12/6/70 vs. Boston), Gino  
Capelletti

**MOST BLOCKED PUNTS****Career**

- 3 Tim Foley (1970-80)  
2 Curtis Johnson (1970-78)  
2 William Judson (1982-89)  
2 Marc Logan (1989-91)

**Season**

- 2 Curtis Johnson (1972)

- 2 Tim Foley (1973)  
2 Marc Logan (1991)

**BLOCKED PUNT RETURNS**

- 19t Mark Higgs (10/18/90 vs. New  
England), Brian Hansen  
8t Tim Foley (11/11/73 vs. Baltimore),  
David Lee  
\*5t Charlie Babb (12/24/72 vs. Cleveland),  
Don Cockroft  
5t Tim Foley (11/11/73 vs. Baltimore),  
David Lee

**MOST BLOCKED POINTS AFTER  
TOUCHDOWNS****Career**

- 3 Wahoo McDaniel (1966-68)  
3 Doug Betters (1978-87)

## TEAM RECORDS

### CHAMPIONSHIPS

**SUPER BOWL:**

- 2 1972, 1973

**AMERICAN FOOTBALL CONFERENCE:**

- 5 1971, 1972, 1973, 1982, 1984

**AFC EASTERN DIVISION:**

- 16 1971, 1972, 1973, 1974, 1975, 1977,  
1978, 1979, 1981, 1982, 1983, 1984,  
1985, 1992, 1994, 2000

**PLAYOFF BERTHS:**

- 20 1970, 1971, 1972, 1973, 1974, 1978,  
1979, 1981, 1982, 1983, 1984, 1985,  
1990, 1992, 1994, 1995, 1997, 1998,  
1999, 2000

### GAMES

**REGULAR-SEASON RECORD:** 319-205-4 (.608)

**PLAYOFF RECORD:** 20-18 (.526)

**OVERALL RECORD:** 339-223-4 (.602)

**HOME REGULAR-SEASON RECORD:**

182-77-3 (.700)

**PRO PLAYER STADIUM REGULAR-SEASON**

**RECORD:** 72-39 (.649)

**HOME PLAYOFF RECORD:** 15-5 (.750)

**PRO PLAYER STADIUM PLAYOFF RECORD:**

5-1 (.833)

**HOME OVERALL RECORD:** 197-82-3 (.704)

**PRO PLAYER STADIUM OVERALL RECORD:**

77-40 (.658)

**ROAD REGULAR-SEASON RECORD:**

137-128-1 (.517)

**ROAD PLAYOFF RECORD:** 5-13 (.278)

**ROAD OVERALL RECORD:** 142-141-1 (.502)

**MOST WINS IN A SEASON:**

- 17 in 1972 (14 regular season, 3 playoffs)  
16 in 1984 (14 regular season, 2 playoffs)

**BEST SEASON WINNING PERCENTAGE:**

- 1.000 in 1972 (14-0 regular season, 3-0  
playoffs)

**FEWEST WINS IN A SEASON:** 3 in 1966 and  
1969

**LOWEST SEASON WINNING PERCENTAGE:**

- .214 in 1966 (3-11)

### CONSECUTIVES

**MOST WINS:**

- 18 1st in 1972 through 1st in 1973

**MOST REGULAR-SEASON WINS:**

- 16 14th in 1971 through 1st in 1973  
16 12th in 1983 through 11th in 1984

**MOST HOME WINS:**

- 31 10/17/71 through 12/15/74

**MOST REGULAR-SEASON HOME WINS:**

- 27 10/17/71 through 12/15/74

**MOST ROAD WINS:**

- 9 9/17/72 through 1/14/73

**MOST REGULAR-SEASON ROAD WINS:**

- 7 9/17/72 through 12/10/72  
7 12/4/83 through 11/4/84

**MOST WINS IN A SERIES:**

- 20 vs. Buffalo, 1970-79

**MOST PRESEASON WINS:**

- 11 5th in 1975 through 3rd in 1977

**MOST LOSSES:**

- 8 2nd through 9th in 1967

**MOST REGULAR-SEASON LOSSES:**

- 8 2nd through 9th in 1967

**MOST HOME LOSSES:**

- 4 12/23/67 through 9/28/68  
4 10/23/88 through 12/4/88

**MOST ROAD LOSSES:**

10 11/13/66 through 12/3/67

**MOST LOSSES IN A SERIES:**

8 vs. N.Y. Jets, 1966-69

**MOST PRESEASON LOSSES:**

7 5th in 1988 through 2nd in 1990

5 1st through 5th in 1969

---

**SCORING**

---

**MOST POINTS SCORED**

Season 513 1984

Game 55 11/24/77 at St. Louis

**FEWEST POINTS SCORED**

Season 198 1982, 9 games

213 1966

Game 0 12 times, last \*1/6/01 at  
Oakland**MOST POINTS ALLOWED**

Season 407 1967

Game \*62 1/15/00 at Jacksonville

58 9/18/66 at Buffalo

51 9/21/86 at N.Y. Jets

50 9/7/86 at San Diego

**FEWEST POINTS ALLOWED**

Season 131 1982, 9 games

150 1973, 14 games

Game 0 24 times, last 9/3/00 vs.  
Seattle**MOST POINTS, BOTH TEAMS**Game 96 at N.Y. Jets 51, Miami 45, ot  
(9/21/86)81 Buffalo 47, at Miami 34  
(12/19/93)\*79 San Diego 41, at Miami 38, ot  
(1/2/82)79 L.A. Raiders 45, at Miami 34  
(12/2/84)79 at Miami 41, Tampa Bay 38  
(10/20/85)78 at San Diego 50, Miami 28  
(9/7/86)\*78 at Buffalo 44, Miami 34  
(1/12/91)**FEWEST POINTS, BOTH TEAMS**Game 3 at New England 3, Miami 0  
(12/12/82)9 New England 6, at Miami 3  
(11/20/88)12 at Miami 9, Kansas City 3  
(10/20/74)

12 Miami 12, at Buffalo 0 (9/4/83)

**MOST DECISIVE WIN**Game 52 52-0 vs. New England  
(11/12/72)

44 44-0 vs. Baltimore (11/11/73)

43 43-0 at N.Y. Jets (10/19/75)

42 45-3 vs. N.Y. Jets (11/24/86)

42 42-0 vs. Kansas City (10/11/87)

**MOST DECISIVE LOSS**

Game \*55 62-7 at Jacksonville (1/15/00)

45 48-3 vs. Kansas City (9/28/68)

41 41-0 at Kansas City (10/8/67)

41 41-0 at Indianapolis (12/14/97)

35 35-0 at Baltimore (11/1/70)

35 42-7 at Kansas City (10/13/91)

\*35 38-3 at Denver (1/9/99)

**MOST TOUCHDOWNS SCORED**

Season 70 1984

Game 8 11/24/77 at St. Louis

**FEWEST TOUCHDOWNS SCORED**

Season 26 1966

**MOST TOUCHDOWNS ALLOWED**

Season 53 1967

Game 8 9/18/66 at Buffalo

\*8 1/15/00 at Jacksonville

**FEWEST TOUCHDOWNS ALLOWED**

Season 15 1973

**MOST TOUCHDOWNS SCORED BY****Rushing**

Season 26 1972, 1975

Game 4 Eight times, last 12/10/89 vs.  
New England**Passing**

Season 49 1984

Game 6 11/24/77 at St. Louis

6 9/21/86 at N.Y. Jets

**Interception**

Season 4 1966, 1998

Game 2 12/3/73 vs. Pittsburgh

2 9/12/82 at N.Y. Jets

2 12/16/83 vs. N.Y. Jets

2 12/6/98 at Oakland

**Kickoff Return** 1 Eight times, last 1989**Punt Return** 2 1993**Fumble Return**

Season 3 1997

2 1987, 1990, 1996, 2000

Game 2 10/11/87 vs. Kansas City

2 9/1/96 vs. New England

**Blocked Punt Return**

Season 2 1973

Game 2 11/11/73 vs. Baltimore

**FEWEST TOUCHDOWNS SCORED BY****Rushing** 5 1966**Passing** 12 1969**MOST TOUCHDOWNS ALLOWED BY****Rushing**

Season 23 1986

Game 5 9/4/88 at Chicago

**Passing**

Season 31 1967

Game 5 Five times, last 10/23/00 at  
N.Y. Jets**Interception**

Season 7 1999

Game 2 12/18/88 at Pittsburgh

2 11/23/97 at New England

2 10/17/99 at New England

**Kickoff Return** 2 1994**Punt Return** 1 Seven times, last 12/18/94  
at Indianapolis**Fumble Return** 2 1991, 1992, 1993, 1998, 1999



**Blocked FG**

Return 1 1979, 1989

**FEWEST TOUCHDOWNS ALLOWED BY**

Rushing 6 1998, 1999

Passing 5 1973

**MOST POINTS AFTER TOUCHDOWN SCORED**

Season 66 1984

Game 7 11/12/72 vs. New England

7 11/24/77 at St. Louis

7 9/3/95 vs. N.Y. Jets

**MOST POINTS AFTER TOUCHDOWN SCORED, OPPONENT**

Season 47 1967

Game \*8 1/15/00 at Jacksonville

7 9/18/66 at Buffalo

**MOST FIELD GOALS SCORED**

Season 39 1999

Game 6 10/17/99 at New England

**MOST FIELD GOALS SCORED, OPPONENT**

Season 31 1999

Game 5 9/28/69 at Houston

5 9/25/88 at Indianapolis

\*5 1/17/93 vs. Buffalo

**MOST SAFETIES SCORED**

Season 2 1978

Game 1 13 times, last 10/8/00 vs. Buffalo

**MOST SAFETIES SCORED, OPPONENT**

Season 2 Five times, last 1989

Game 1 19 times, last 10/27/97 vs. Chicago

**SCORE BY QUARTERS, DOLPHINS**

1st - 21 12/20/70 vs. Buffalo

21 10/2/77 vs. Houston

2nd - 28 12/17/67 vs. Boston

24 10/23/77 vs. Seattle

24 10/29/78 vs. Baltimore

24 11/20/83 vs. Baltimore

24 10/9/88 at L.A. Raiders

24 12/1/91 vs. Tampa Bay

3rd - 21 11/3/74 vs. Atlanta

21 9/12/82 at N.Y. Jets

21 9/2/84 at Washington

21 10/11/87 vs. Kansas City

21 11/12/89 at N.Y. Jets

21 10/18/92 vs. New England

21 12/12/94 vs. Kansas City

21 9/3/95 vs. N.Y. Jets

21 10/29/00 vs. Green Bay

4th - 25 10/10/99 at Indianapolis

\*22 12/30/95 at Buffalo

21 9/30/73 vs. New England

21 9/29/74 at San Diego

**SCORE BY QUARTERS, OPPONENT**

1st - 24 9/28/68 vs. Kansas City

\*24 1/2/82 vs. San Diego

\*24 1/15/00 at Jacksonville

2nd - 31 12/14/97 at Indianapolis

28 9/21/86 at N.Y. Jets

3rd - 21 12/19/93 vs. Buffalo

21 12/4/94 vs. Buffalo

4th - 30 10/23/00 at N.Y. Jets

28 10/2/66 at San Diego

28 12/15/91 at San Diego

**SCORE BY QUARTERS, BOTH TEAMS**

1st - 27 9/28/68 vs. Kansas City  
Kansas City 24, Miami 3

2nd - 42 9/21/86 at N.Y. Jets

N.Y. Jets 28, Miami 14

35 9/3/95 vs. N.Y. Jets

Miami 21, N.Y. Jets 14

3rd - 29 9/4/94 vs. New England

Miami 15, New England 14

28 12/10/67 vs. San Diego

Miami 14, San Diego 14

28 12/19/93 vs. Buffalo

Buffalo 21, Miami 7

28 11/27/94 at N.Y. Jets

Miami 14, N.Y. Jets 14

4th - 39 10/10/99 at Indianapolis

Miami 25, Indianapolis 14

37 10/23/00 at N.Y. Jets

N.Y. Jets 30, Miami 7

**MOST CONSECUTIVE QUARTERS HELD SCORELESS, DOLPHINS**

13 1973, 3rd Q in 8th through 3rd Q in 11th

**MOST CONSECUTIVE QUARTERS HELD SCORELESS, OPPONENT**

11 1970, 1st Q in 6th through 3rd Q in 8th

**SCORE BY HALVES, DOLPHINS**

1st - 35 12/17/67 vs. Boston

31 12/20/70 vs. Buffalo

31 12/2/85 vs. Chicago

31 12/7/86 at New Orleans

2nd - 31 9/22/85 vs. Kansas City

31 12/12/94 vs. Kansas City

31 9/3/95 vs. N.Y. Jets

29 9/4/94 vs. New England

29 9/25/94 at Minnesota

**SCORE BY HALVES, OPPONENT**

1st - 48 9/18/66 at Buffalo

2nd - 38 10/2/66 at San Diego

35 12/4/94 vs. Buffalo

31 10/3/76 vs. Los Angeles

**SCORE BY HALVES, BOTH TEAMS**

1st - 58 9/18/66 at Buffalo

Buffalo 48, Miami 10

52 9/21/86 at N.Y. Jets

N.Y. Jets 31, Miami 21

2nd - 52 10/9/83 vs. Buffalo

Miami 28, Buffalo 24

**TIME OF POSSESSION (SINCE 1977)****HIGHEST TIME OF POSSESSION**

Season 32:38 1979

Game 43:39 12/7/87 vs. N.Y. Jets

41:55 12/16/96 vs. Buffalo

41:17 10/28/79 vs. Green Bay

41:05 10/28/90 at Indianapolis

40:56 10/9/83 vs. Buffalo (OT)

**LOWEST TIME OF POSSESSION**

Season 27:02 1988

Game	14:28	9/4/88 at Chicago
	16:32	10/1/89 at Houston
	18:02	10/27/96 vs. Dallas
	19:34	11/1/92 at N.Y. Jets
	19:42	9/23/90 at N.Y. Giants

#### HIGHEST TIME OF POSSESSION ALLOWED

Season	32:58	1988
Game	46:29	10/4/81 vs. N.Y. Jets (OT)
	45:32	9/4/88 at Chicago
	44:53	10/27/97 vs. Chicago (OT)
	43:28	10/1/89 at Houston
	42:28	12/9/90 vs. Philadelphia (OT)

#### LOWEST TIME OF POSSESSION ALLOWED

Season	27:22	1979
Game	16:21	12/7/87 vs. N.Y. Jets
	18:05	12/16/96 vs. Buffalo
	18:43	10/28/79 vs. Green Bay
	18:55	10/28/90 at Indianapolis
	*19:14	1/16/83 vs. San Diego

### FIRST DOWNS

#### MOST FIRST DOWNS

Season	387	1984
Game	34	11/24/77 at St. Louis
	34	12/12/88 vs. Cleveland

#### FEWEST FIRST DOWNS

Season	200	1966
Game	6	11/14/99 at Buffalo
	7	10/3/70 vs. Oakland
	7	9/23/90 at N.Y. Giants
	8	9/24/67 vs. Kansas City
	8	10/12/80 at New England

#### MOST FIRST DOWNS ALLOWED

Season	359	1988
Game	39	11/27/88 at N.Y. Jets
	*34	1/2/82 vs. San Diego
	34	11/18/84 at San Diego

#### FEWEST FIRST DOWNS ALLOWED

Season	186	1972
Game	4	11/11/73 vs. Baltimore
	5	9/2/79 at Buffalo
	7	9/24/72 vs. Houston
	7	10/28/90 at Indianapolis

#### MOST FIRST DOWNS, BOTH TEAMS

Season	701	1984
Game	*59	1/2/82 vs. San Diego
	59	10/9/83 vs. Buffalo
	59	11/27/88 at N.Y. Jets

#### FEWEST FIRST DOWNS, BOTH TEAMS

Season	312	1982
Game	15	11/9/69 at Boston
	21	Three times, last 11/11/73 vs. Baltimore

#### MOST FIRST DOWNS BY

##### Rushing

Season	170	1972
Game	19	10/29/72 at Baltimore
	19	11/24/77 at St. Louis

##### Passing

Season	250	1986
Game	26	12/12/88 vs. Cleveland

24	9/15/85 vs. Indianapolis
24	9/21/86 at N.Y. Jets
24	11/16/86 at Buffalo
24	9/24/89 vs. N.Y. Jets

##### Penalty

Season	31	1979, 1983
Game	6	12/4/66 at Denver
	6	11/26/67 vs. Buffalo
	6	9/8/96 at Arizona

#### FEWEST FIRST DOWNS BY

##### Rushing

Season	65	1967
Game	0	10/15/67 at Boston
	*0	1/15/00 at Jacksonville
	*0	1/6/01 at Oakland

##### Passing

Season	91	1973
Game	1	9/4/83 at Buffalo

##### Penalty

Season	13	1973
--------	----	------

#### MOST FIRST DOWNS ALLOWED BY

##### Rushing

Season	155	1988
Game	**24	1/30/83 vs. Washington
	*18	12/30/95 at Buffalo
	17	Three times, last 1988

##### Passing

Season	205	1993
Game	23	11/27/88 at N.Y. Jets
	*21	1/2/82 vs. San Diego
	21	10/4/92 at Buffalo
	21	10/23/00 at N.Y. Jets (OT)

##### Penalty

Season	41	2000
Game	7	10/9/83 vs. Buffalo
	7	10/23/00 at N.Y. Jets (OT)

#### FEWEST FIRST DOWNS ALLOWED BY

##### Rushing

Season	66	1969
Game	0	12/20/70 vs. Buffalo
	0	10/13/74 at Washington
	*0	1/9/00 at Seattle

##### Passing

Season	78	1973
Game	0	12/8/68 vs. Boston
	1	11/5/79 vs. Houston
	1	12/12/82 at New England

##### Penalty

Season	8	1973, 1974
--------	---	------------

### TOTAL NET YARDS

#### MOST NET YARDS GAINED

Season	6,936	1984
Game	584	10/23/88 vs. N.Y. Jets
	*569	1/6/85 vs. Pittsburgh
	552	9/30/84 at St. Louis
	552	10/21/84 at New England

#### FEWEST NET YARDS GAINED

Season	3,458	1966
Game	88	10/12/80 at New England
	101	11/14/99 at Buffalo
	111	9/9/66 vs. N.Y. Jets

**MOST NET YARDS ALLOWED**

Season	6,050	1986
Game	597	11/27/88 at N.Y. Jets
	593	10/3/76 vs. Los Angeles
	582	9/1/91 at Buffalo
	581	9/21/86 at N.Y. Jets
	*564	1/2/82 vs. San Diego

**FEWEST NET YARDS ALLOWED**

Season	3,281	1973
Game	76	10/21/73 vs. Buffalo
	118	10/16/66 vs. Denver
	121	9/2/79 at Buffalo
	132	11/11/73 vs. Baltimore
	132	10/11/87 vs. Kansas City
	132	10/28/90 at Indianapolis

**MOST NET YARDS GAINED, BOTH TEAMS**

Season	12,374	1986
Game	1,066	9/21/86 at N.Y. Jets
	*1,038	12/30/95 at Buffalo
	1,037	11/27/88 at N.Y. Jets
	*1,036	1/2/82 vs. San Diego

**FEWEST NET YARDS GAINED, BOTH TEAMS**

Season	4,970	1982
Game	335	10/16/66 vs. Denver

---

**RUSHING**


---

**MOST RUSHING YARDS**

Season	2,960	1972
Game	315	11/11/73 vs. Baltimore
	304	12/3/72 at New England
	302	11/7/71 vs. Buffalo
	301	9/30/73 vs. New England

**FEWEST RUSHING YARDS**

Season	1,205	1988
Game	14	11/19/90 vs. L.A. Raiders
	*14	1/9/99 at Denver
	*21	1/15/00 at Jacksonville
	23	9/24/67 vs. Kansas City
	23	11/29/87 at Buffalo
	23	12/19/93 vs. Buffalo

**MOST RUSHING YARDS ALLOWED**

Season	2,506	1988
Game	*341	12/30/95 at Buffalo
	305	12/18/88 at Pittsburgh
	280	10/29/89 at Buffalo
	279	12/3/67 at Houston

**FEWEST RUSHING YARDS ALLOWED**

Season	1,430	1994
Game	16	9/2/66 vs. Oakland
	18	10/18/92 vs. New England
	26	10/13/74 at Washington
	26	12/19/99 vs. San Diego
	28	9/8/96 at Arizona

**MOST RUSHING YARDS, BOTH TEAMS**

Season	4,627	1978
Game	487	12/5/76 vs. Buffalo
	444	9/30/73 vs. New England

**FEWEST RUSHING YARDS, BOTH TEAMS**

Season	2,629	1982
--------	-------	------

Game	74	11/23/98 at New England
	79	12/19/99 vs. San Diego
	81	9/22/91 vs. Green Bay
	84	12/24/00 at New England
	89	12/22/97 vs. New England

**MOST RUSHING ATTEMPTS**

Season	613	1972
Game	58	10/5/75 at Green Bay
	56	9/12/82 at N.Y. Jets
	55	11/24/77 at St. Louis

**FEWEST RUSHING ATTEMPTS**

Season	326	1967
Game	*8	1/8/95 at San Diego
	**9	1/20/85 vs. San Francisco
	9	9/7/86 at San Diego
	10	9/4/88 at Chicago
	10	12/2/90 at Washington

**MOST RUSHING ATTEMPTS, OPPONENT**

Season	557	1988
Game	*59	1/12/86 vs. New England
	54	9/4/88 at Chicago
	**52	1/30/83 vs. Washington
	*52	12/30/95 at Buffalo
	51	Five times, last 1989

**FEWEST RUSHING ATTEMPTS, OPPONENT**

Season	293	1982
Game	7	9/4/94 at Green Bay
	12	10/10/70 at N.Y. Jets
	12	12/7/87 vs. N.Y. Jets
	12	10/28/90 at Indianapolis

**HIGHEST RUSHING AVERAGE**

Season	5.00	1971
	4.97	1973

**LOWEST RUSHING AVERAGE**

Season	3.13	1997
	3.27	1999
	3.33	1989

**HIGHEST RUSHING AVERAGE, OPPONENT**

Season	4.88	1968
--------	------	------

**LOWEST RUSHING AVERAGE, OPPONENT**

Season	3.52	1979
	3.53	1969

---

**PASSING**


---

**MOST NET YARDS PASSING**

Season	5,018	1984
Game	521	10/23/88 vs. N.Y. Jets
	456	9/4/94 vs. New England
	446	9/24/89 vs. N.Y. Jets
	442	10/1/95 at Cincinnati
	*435	1/6/85 vs. Pittsburgh
	435	9/21/86 at N.Y. Jets

**FEWEST NET YARDS PASSING**

Season	1,582	1973
Game	22	11/23/69 vs. Houston
	*26	12/30/73 vs. Oakland
	26	9/4/83 at Buffalo

**MOST NET YARDS PASSING ALLOWED**

Season	3,655	1996
--------	-------	------



Game	449	9/21/86 at N.Y. Jets
	427	10/1/67 at N.Y. Jets
	426	10/3/76 vs. Los Angeles
	426	11/27/88 at N.Y. Jets
	418	9/4/94 vs. New England

#### FEWEST NET YARDS PASSING ALLOWED

Season	1,290	1973
Game	1	10/21/73 vs. Buffalo
	11	11/5/79 vs. Houston
	13	12/12/82 at New England
	20	11/11/73 vs. Baltimore
	24	10/22/72 vs. Buffalo

#### MOST NET YARDS PASSING, BOTH TEAMS

Season	8,336	1986
Game	884	9/21/86 at N.Y. Jets

#### FEWEST NET YARDS PASSING, BOTH TEAMS

Season	2,341	1982
	2,872	1973
Game	72	12/12/82 at New England

#### MOST GROSS YARDS PASSING

Season	5,146	1984
Game	521	10/23/88 vs. N.Y. Jets
	473	9/4/94 vs. New England
	470	12/2/84 vs. L.A. Raiders
	450	10/1/95 at Cincinnati
	448	9/21/86 at N.Y. Jets

#### FEWEST GROSS YARDS PASSING

Season	1,675	1973
Game	*34	12/30/73 vs. Oakland
	46	9/4/83 at Buffalo

#### MOST GROSS YARDS PASSING ALLOWED

Season	3,888	1996
Game	479	9/21/86 at N.Y. Jets
	440	10/1/67 at N.Y. Jets
	436	10/3/76 vs. Los Angeles
	*433	1/2/82 vs. San Diego
	433	11/27/88 at N.Y. Jets

#### FEWEST GROSS YARDS PASSING ALLOWED

Season	1,604	1973
Game	13	12/12/82 at New England
	25	11/5/79 vs. Houston
	35	12/9/73 at Baltimore
	45	10/22/72 vs. Buffalo

#### MOST PASS ATTEMPTS

Season	645	1986
Game	*66	12/30/95 at Buffalo
	60	10/23/88 vs. N.Y. Jets
	60	11/23/97 at New England
	59	12/29/93 vs. Buffalo
	58	9/28/86 vs. San Francisco

#### FEWEST PASS ATTEMPTS

Season	256	1973
Game	*6	12/30/73 vs. Oakland
	**7	1/13/74 vs. Minnesota
	10	11/9/69 at Boston
	10	11/22/73 at Dallas

#### MOST PASS ATTEMPTS, OPPONENT

Season	577	1994
Game	59	10/23/00 at N.Y. Jets (OT)
	58	10/4/92 at Buffalo
	56	11/18/84 at San Diego

#### FEWEST PASS ATTEMPTS, OPPONENT

Season	320	1973
Game	5	12/12/82 at New England

#### MOST PASS COMPLETIONS

Season	392	1986
Game	39	11/16/86 at Buffalo
	38	11/23/97 at New England
	35	12/2/84 vs. L.A. Raiders
	35	9/28/86 vs. San Francisco
	35	10/23/88 vs. N.Y. Jets
	35	12/3/95 vs. Atlanta

#### FEWEST PASS COMPLETIONS

Season	133	1973
Game	3	10/15/73 at Cleveland
	*3	12/30/73 vs. Oakland

#### MOST PASS COMPLETIONS, OPPONENT

Season	334	1994
Game	38	10/9/83 vs. Buffalo
	37	11/18/84 at San Diego

#### FEWEST PASS COMPLETIONS, OPPONENT

Season	151	1973
Game	2	11/9/69 at Boston
	2	12/12/82 at New England
	4	11/14/76 at Pittsburgh

---

### INTERCEPTIONS

---

#### MOST INTERCEPTIONS

Season	32	1978, 458 yards
Game	6	12/3/73 vs. Pittsburgh
	6	10/19/75 at N.Y. Jets
	6	9/10/78 at Baltimore
	6	11/21/82 at Buffalo
	6	10/16/83 at N.Y. Jets
	6	12/6/98 at Oakland

#### FEWEST INTERCEPTIONS

Season	10	1997, 92 yards
	11	1976, 144 yards

#### MOST INTERCEPTIONS, OPPONENT

Season	32	1966, 370 yards
Game	6	11/13/66 at Kansas City

#### FEWEST INTERCEPTIONS, OPPONENT

Season	10	1971, 166 yards
--------	----	-----------------

#### MOST INTERCEPTION RETURN YARDS

Season	522	1966
Game	218	10/4/92 at Buffalo

#### FEWEST INTERCEPTION RETURN YARDS

Season	92	1997
	124	1977

#### MOST INTERCEPTION RETURN YARDS, OPPONENT

Season	596	1969
Game	160	11/23/97 at New England
	151	12/2/84 vs. L.A. Raiders

#### FEWEST INTERCEPTION RETURN YARDS, OPPONENT

Season	96	1982
--------	----	------

## PENALTIES

### MOST PENALTIES

Season	115	2000, 920 yards
	111	1996, 852 yards
	111	1999, 936 yards
Game	14	10/1/95 at Cincinnati
	14	11/3/96 at New England
	13	11/26/95 at Indianapolis
	13	10/27/97 vs. Chicago (OT)
	13	10/17/99 at New England
	13	10/23/00 at N.Y. Jets (OT)

### MOST YARDS PENALIZED

Season	936	1999, on 111
Game	143	10/1/95 at Cincinnati
	135	10/3/70 vs. Oakland
	132	10/23/88 vs. N.Y. Jets
	126	11/30/69 vs. Boston (at Tampa)
	124	10/30/83 vs. L.A. Rams

### FEWEST PENALTIES

Season	48	1968, 485 yards
Game	0	12/23/67 vs. Houston
	0	12/8/68 vs. Boston
	0	9/29/91 at N.Y. Jets
	*0	1/10/93 vs. San Diego
	0	12/21/98 vs. Denver

### FEWEST YARDS PENALIZED

Season	416	1973, on 52
Game	0	12/23/67 vs. Houston
	0	12/8/68 vs. Boston
	0	9/29/91 at N.Y. Jets
	*0	1/10/93 vs. San Diego
	0	12/21/98 vs. Denver

### MOST PENALTIES, OPPONENT

Season	108	1980, 923 yards
Game	19	12/22/85 vs. Buffalo
	17	10/18/87 at N.Y. Jets
	15	10/11/69 vs. San Diego
	15	10/9/83 vs. Buffalo

### MOST YARDS PENALIZED, OPPONENT

Season	923	1980, on 108
Game	156	9/20/69 at Oakland
	144	11/5/67 at Buffalo
	126	11/15/87 vs. Indianapolis

### FEWEST PENALTIES, OPPONENT

Season	59	1967, 691 yards
Game	1	11 times, last 12/30/00 *vs. Indianapolis

### FEWEST YARDS PENALIZED, OPPONENT

Season	525	1974, on 67
Game	5	Five times, last 12/22/86 vs. New England

### MOST PENALTIES, BOTH TEAMS

Season	209	1996, 1,638 yards
Game	26	12/22/85 vs. Buffalo
	23	11/10/85 vs. N.Y. Jets
	22	10/18/87 at N.Y. Jets
	22	12/1/96 at Oakland

### MOST YARDS PENALIZED, BOTH TEAMS

Season	1,739	1998, on 203
	1,713	2000, on 201

Game	230	10/3/70 vs. Oakland
	227	11/30/69 vs. Boston (at Tampa)

### FEWEST PENALTIES, BOTH TEAMS

Season	112	1967, 1,181 yards
Game	2	12/23/67 vs. Houston
	2	11/11/73 vs. Baltimore
	2	12/12/82 at New England

### FEWEST YARDS PENALIZED, BOTH TEAMS

Season	1,032	1973, on 113
Game	10	11/11/73 vs. Baltimore
	10	12/12/82 at New England
	20	12/8/68 vs. Boston

## PUNTING

### MOST PUNTS

Season	97	1998
Game	10	9/9/66 vs. N.Y. Jets
	10	10/12/80 at New England
	*10	1/23/83 vs. N.Y. Jets
	10	9/20/98 vs. Pittsburgh

### MOST PUNT YARDS

Season	4,064	1998, 41.9 average
Game	483	9/9/66 vs. N.Y. Jets

### FEWEST PUNTS

Season	35	1982
Game	0	9/23/79 vs. Chicago
	0	10/12/86 vs. Buffalo
	0	12/12/88 vs. Cleveland

### MOST PUNTS, OPPONENT

Season	90	1983
Game	11	11/11/73 vs. Baltimore

### MOST PUNT YARDS OPPONENT

Season	3,986	1998, 45.3 average
Game	475	9/20/98 vs. Pittsburgh

### FEWEST PUNTS, OPPONENT

Season	40	1982
Game	0	12/17/67 vs. Boston
	0	9/21/97 at Tampa Bay
	1	12 times, last 12/14/97 at Indianapolis

### MOST PUNTS, BOTH TEAMS

Season	185	1998
Game	*20	1/23/83 vs. N.Y. Jets
	20	9/20/98 vs. Pittsburgh

### FEWEST PUNTS, BOTH TEAMS

Season	75	1982
Game	1	10/12/86 vs. Buffalo
	2	9/23/79 vs. Chicago
	2	12/12/88 vs. Cleveland

### HIGHEST PUNTING AVERAGE

Season	46.3	1996, 78 punts
x-Game	58.5	9/28/86 vs. San Francisco

### HIGHEST PUNTING AVERAGE, OPPONENT

Season	45.3	1998, 88 punts
x-Game	55.5	9/28/68 vs. Kansas City

x-minimum 4 punts

---

## PUNT RETURNS

---

### MOST PUNT RETURNS

Season	55	1983, 581 yards
Game	7	10/19/69 at Kansas City

### MOST PUNT RETURN YARDS

Season	581	1983, 55 returns
Game	123	10/19/69 at Kansas City
	123	12/13/93 vs. Pittsburgh

### MOST PUNT RETURNS, OPPONENT

Season	45	1981, 286 yards
Game	8	9/9/66 vs. N.Y. Jets

### MOST PUNT RETURN YARDS, OPPONENT

Season	424	1999, 42 returns
Game	115	10/12/80 at New England
	110	11/1/70 at Baltimore

---

## KICKOFF RETURNS

---

### MOST KICKOFF RETURNS

Season	72	1999, 1,713 yards
Game	9	9/18/66 at Buffalo
	9	9/7/86 at San Diego
	*9	1/15/00 at Jacksonville

### MOST KICKOFF RETURN YARDS

Season	1,713	1999, 72 returns
Game	245	12/5/71 at New England
	229	11/13/66 at Kansas City

### MOST KICKOFF RETURNS, OPPONENT

Season	70	1978, 1,459 yards
Game	9	11/24/77 at St. Louis

### MOST KICKOFF RETURN YARDS, OPPONENT

Season	1,549	1975, 65 returns
	1,549	1994, 66 returns
Game	251	12/12/94 vs. Kansas City
	207	9/17/67 vs. Denver
	200	11/24/77 at St. Louis

---

## SACKS

---

### MOST SACKS

Season	49	1983, 363 yards
	48	2000, 270 yards
	45	1973, 314 yards
	45	1990, 348 yards
	45	1998, 270 yards
Game	9-59	10/21/73 vs. Buffalo
	8-61	9/20/81 at Houston
	8-57	9/13/98 vs. Buffalo
	8-47	12/6/98 at Oakland

### FEWEST SACKS

Season	16	1966, 180 yards
--------	----	-----------------

### MOST SACKS, OPPONENT

Season	53	1969, 481 yards
	52	1968, 441 yards
Game	9-53	10/17/99 at New England
	8-83	11/16/69 at Buffalo
	8-80	9/20/70 at Boston

### FEWEST SACKS, OPPONENT

Season	7	1988, 41 yards
--------	---	----------------

10	1989, 86 yards
11	1982, 87 yards
13	1973, 93 yards
13	1987, 101 yards

### MOST CONSECUTIVE GAMES WITH NO SACKS ALLOWED

19	5th through 16th in 1988 and 1st through 7th in 1989
----	--

### MOST SACKS, BOTH TEAMS

Season	78	1969, 689 yards
--------	----	-----------------

### FEWEST SACKS, BOTH TEAMS

Season	31	1988, 208 yards
--------	----	-----------------

---

## FUMBLES

---

### MOST FUMBLES

Season	37	1986, 1987
Game	7	10/6/96 vs. Seattle
	6	11/26/89 vs. Pittsburgh
	*6	1/15/00 at Jacksonville

### MOST FUMBLES LOST

Season	17	1987, 1992
Game	5-5	9/25/83 vs. Kansas City
	*6-5	1/15/00 at Jacksonville
	5-4	11/15/70 vs. New Orleans
	*5-4	1/12/86 vs. New England
	4-4	9/7/86 at San Diego
	5-4	10/18/90 vs. New England
	4-4	12/27/98 at Atlanta

### FEWEST FUMBLES

Season	12	2000
--------	----	------

### MOST FUMBLES, OPPONENT

Season	39	1983
Game	7	11/7/71 vs. Buffalo
	7	9/18/77 at Buffalo
	7	10/23/83 at Baltimore
	7	12/4/94 vs. Buffalo

### MOST FUMBLES LOST, OPPONENT

Season	21	1971, 1978
--------	----	------------

---

## TAKEAWAY/GIVEAWAY

---

### BEST RATIO

Season	+23	1978, 53 TAs, 30 GAs
	+18	1972, 46 TAs, 28 GAs
	+17	1983, 44 TAs, 27 GAs
	+15	2000, 41 TAs, 26 GAs
	+12	1996, 36 TAs, 24 GAs

### WORST RATIO

Season	-18	1989, 23 TAs, 41 GAs
	-11	1969, 31 TAs, 42 GAs
	-10	1986, 31 TAs, 42 GAs
	-8	1967, 36 TAs, 44 GAs
	-7	1991, 21 TAs, 28 GAs
	-7	1993, 27 TAs, 34 GAs

### MOST TAKEAWAYS

Season	53	1978, 21 FRs, 32 INTs
	46	1966, 15 FRs, 31 INTs
	46	1972, 20 FRs, 26 INTs
	45	1980, 17 FRs, 28 INTs
	44	1983, 18 FRs, 26 INTs



**FEWEST TAKEAWAYS**

Season	21	1991, 9 FRs, 12 INTs
	23	1989, 8 FRs, 15 INTs
	27	Five times, last 1997

**MOST TAKEAWAYS, OPPONENT**

Season	44	1991, 16 FRs, 28 INTs
	42	1966, 10 FRs, 32 INTs
	42	1969, 13 FRs, 29 INTs

42 1980, 16 FRs, 26 INTs

41 Two times, last 1989

**FEWEST TAKEAWAYS, OPPONENT**

Season	20	1997, 8 FRs, 12 INTs
	23	1971, 13 FRs, 10 INTs
	23	1976, 8 FRs, 15 INTs
	23	1982, 10 FRs, 13 INTs
	24	1996, 13 FRs, 11 INTs

# ALL-TIME LEADERS

(Boldface indicates active player)

**RUSHING**

PLAYER	YEARS	NO.	YDS.	AVG.	LG	TD
1. Larry Csonka	1968-74, 1979	1506	6737	4.5	54t	53
2. Mercury Morris	1969-75	754	3877	5.1	70t	29
3. Jim Kiick	1968-74	997	3644	3.7	56	28
4. Tony Nathan	1979-87	732	3543	4.8	46	16
5. Karim Abdul-Jabbar	1996-99	888	3063	3.4	45	33
6. Mark Higgs	1990-94	702	2648	3.8	31	14
7. Delvin Williams	1978-80	643	2632	4.1	65	13
8. Andra Franklin	1981-84	622	2232	3.6	29	22
9. Benny Malone	1974-78	503	2129	4.2	66t	16
10. Bernie Parmalee	1992-98	513	1959	3.8	47t	15
11. Lorenzo Hampton	1985-89	500	1949	3.9	54t	22
12. Sammie Smith	1989-91	509	1787	3.5	33	15
13. Woody Bennett	1980-88	424	1761	4.2	27	10
14. Don Nottingham	1973-77	365	1524	4.2	56	25
15. Norm Bulaich	1975-79	340	1498	4.4	63	17
16. Gary Davis	1976-79	318	1389	4.4	65t	7
17. Troy Stradford	1987-90	343	1332	3.9	51	10
<b>18. Lamar Smith</b>	<b>2000</b>	<b>309</b>	<b>1139</b>	<b>3.7</b>	<b>68t</b>	<b>14</b>
19. Ron Davenport	1985-89	274	1127	4.1	64	13
20. Terry Kirby	1993-95	287	1037	3.6	38	9
21. Bob Griese	1967-80	261	994	3.8	35	7
22. Irving Spikes	1994-97	252	934	3.7	49	8
23. Leroy Harris	1977-78	214	929	4.3	77t	6
24. David Woodley	1980-83	173	771	4.5	29	9
<b>25. J.J. Johnson</b>	<b>1999-00</b>	<b>214</b>	<b>726</b>	<b>3.4</b>	<b>34</b>	<b>5</b>
26. Joe Carter	1984-86	118	589	5.0	35	1
27. Stan Mitchell	1966-70	173	548	3.1	30	4
28. Joe Auer	1966-67	165	544	3.3	41	5
29. Marc Logan	1989-91	140	523	3.7	17	2
30. John Avery	1998-99	143	503	3.5	44	2
31. Bobby Humphrey	1992	102	471	4.6	21	1
32. Hubert Ginn	1970-75	101	415	4.1	46	3
33. Cecil Collins	1999	131	414	3.2	25t	2
34. David Overstreet	1983	85	392	4.6	44	1
35. Keith Byars	1993-96	98	377	3.8	77t	6
36. Sam Price	1966-68	82	313	3.8	38	1
37. Abner Haynes	1967	56	274	4.9	65t	2
<b>38. Jay Fiedler</b>	<b>2000</b>	<b>54</b>	<b>267</b>	<b>4.9</b>	<b>30</b>	<b>1</b>
39. Cookie Gilchrist	1966	72	262	3.6	22	0
40. Terry Robiskie	1980-81	78	250	3.2	36	2
41. Nat Moore	1974-86	40	248	6.2	36	1
42. Steve Howell	1979-81	68	235	3.4	23	1
43. Billy Joe	1966	71	232	3.3	14	0
44. Charles Leigh	1971-73	48	228	4.8	34t	1

	PLAYER	YEARS	NO.	YDS.	AVG.	LG	TD
45.	Tom Vigorito	1981-85	54	215	4.0	30t	2
	Stan Winfrey	1975-77	55	215	3.9	13	1
47.	Stanley Pritchett	1996-99	63	211	3.3	25	2
48.	Eddie Hill	1981-84	52	209	4.0	24	1
49.	<b>Autry Denson</b>	<b>1999-00</b>	<b>59</b>	<b>206</b>	<b>3.5</b>	<b>20</b>	<b>0</b>
50.	Ronald Scott	1987	47	199	4.2	24	3
51.	Jack Harper	1967-68	41	197	4.8	37	1
52.	Freddie Solomon	1975-77	14	190	13.6	59t	1
53.	Jerris McPhail	1996-97	23	174	7.6	71t	1
54.	Paul Warfield	1970-74	16	166	10.4	39	0
55.	Larry Seiple	1967-77	16	159	9.9	34	0
	Pete Johnson	1984	68	159	2.3	9	9
57.	Jim Jensen	1981-92	26	142	5.5	23	0
58.	George Wilson	1966	27	137	5.1	37	0
59.	Thurman Thomas	2000	28	136	4.9	25	0
60.	Rick Casares	1966	43	135	3.1	10	0
61.	Tony Paige	1990-92	49	131	2.7	11	3
62.	Damon Huard	1997-00	28	124	4.4	25	0
63.	Earl Morrall	1972-76	23	120	5.2	31t	1
64.	Aaron Craver	1991-94	29	110	3.8	19	1
65.	Gene Milton	1968-69	9	108	12.0	34	0
	Mark Clayton	1983-92	14	108	7.7	30	0
67.	Scott Secules	1989-91	16	103	6.4	17	1
68.	Scott Mitchell	1990-93	29	99	3.4	32	0
69.	Kyle Mackey	1987	17	98	5.8	17	2
70.	Dan Marino	1983-99	301	87	0.3	15	9
71.	George Chesser	1966-67	18	77	4.3	19	0
72.	Frank Jackson	1966-67	3	70	23.3	48	0
73.	Larry Izzo	1996-00	2	65	32.5	39	0
74.	Bob Torrey	1979	13	61	4.7	17	1
75.	Clarence Bailey	1987	10	55	5.5	13	0
	<b>Rob Konrad</b>	<b>1999-00</b>	<b>24</b>	<b>55</b>	<b>2.3</b>	<b>5</b>	<b>0</b>
77.	<b>O.J. McDuffie</b>	<b>1993-00</b>	<b>15</b>	<b>49</b>	<b>3.3</b>	<b>12</b>	<b>0</b>
78.	Jim Braxton	1978	20	48	2.4	15	2
79.	Nick Giaquinto	1980-81	8	47	5.9	20	0
80.	Mark Konecny	1987	6	46	7.7	19	0
81.	John Tagliaferri	1987	13	45	3.5	7	1
82.	Lawrence Phillips	1997	18	44	2.4	8	0
83.	Bernie Kosar	1994-96	9	42	4.7	17	1
84.	Rickey Isom	1987	9	41	4.6	8	1
	Rick Norton	1966-69	19	41	2.2	13	0
86.	James Saxon	1992-94	17	36	2.1	9	0
87.	Duriel Harris	1976-83, 1985	3	33	11.0	20	0
88.	Rich Diana	1982	8	31	3.9	7	0
89.	Tom Brown	1987-89	16	29	1.8	6	0
90.	John Stofa	1966-67, 1969-70	7	24	3.4	14	1
	Craig Erickson	1996-98	15	24	1.6	12	0
92.	Joe Cribbs	1988	5	21	4.2	11	0
93.	Don Strock	1974-87	51	20	0.4	18	2
94.	Garrett Limbrick	1990	5	14	2.8	05	0
95.	Tom Orosz	1981-82	1	13	13.0	13	0
	Gary Tucker	1968	4	13	3.3	7	0
97.	Marlin Briscoe	1972-74	3	12	4.0	17	0
	Charles Jordan	1996-98	3	12	4.0	16	0
	Ron Moore	1998	4	12	3.0	4	0
100.	Terry Anderson	1977-78	1	11	11.0	11	0
	Terry Cole	1971	3	11	3.7	4	0
	Cleveland Gary	1994	7	11	1.6	4	0
103.	Nuu Faaola	1989	2	10	5.0	5	0
	Pete Roth	1987	3	10	3.3	9	0
105.	Jimmy Hines	1969	1	7	7.0	7	0
	Hendrick Lusk	1998	1	7	7.0	7	0
	John Kidd	1994-97	2	7	3.5	4	0
108.	Todd Doxzon	1998	2	6	3.0	3	0
	Craig Ellis	1986	3	6	2.0	2	0

	PLAYER	YEARS	NO.	YDS.	AVG.	LG	TD
	Tony Martin	1989-93, 1999-00	4	6	1.5	8	0
	Dick Wood	1966	5	6	1.2	7	1
112.	Don Testerman	1980	1	5	5.0	5	0
	Robert Wilson	1994-96	2	5	2.5	5	0
114.	Nate Jacquet	1998-99	1	4	4.0	4	0
115.	Fred Banks	1987-93	1	3	3.0	3	0
	Roosevelt Potts	1997	1	3	3.0	3	0
	Leslie Shepherd	2000	4	3	0.8	14	0
118.	Bruce Hardy	1978-89	1	2	2.0	2	0
	Ray Nealy	1997	1	2	2.0	2	0
120.	Jim Del Gaizo	1972, 1975	1	0	0.0	0	0
	Kim Hammond	1968	1	0	0.0	0	0
	Clayton Heath	1976	1	0	0.0	0	0
	Barry Pryor	1969-70	2	0	0.0	0	0
124.	Doug Pederson	1993	2	-1	-0.5	0	0
125.	Bert Emanuel	2000	3	-2	-0.7	0	0
	Scott Zolak	1999	2	-2	-1.0	-1	0
	Guy Benjamin	1978-79	1	-2	-2.0	-2	0
	Mike Michel	1977	1	-2	-2.0	-2	0
	Doug Moreau	1966-69	1	-2	-2.0	-2	0
130.	Jack Clancy	1967-69	3	-4	-1.3	2	0
	Irving Fryar	1993-95	3	-4	-1.3	2	0
	Steve DeBerg	1993	4	-4	-1.0	-1	0
133.	George Roberts	1978-80	1	-7	-7.0	-7	0
134.	Reggie Roby	1983-92	5	-8	-1.6	0	0
135.	George Mira	1971	6	-9	-1.5	0	0
136.	Mark Duper	1982-92	1	-10	-10.0	-10	0
137.	Ferrell Edmunds	1988-92	2	-11	-5.5	-4	0
138.	Karl Noonan	1966-71	2	-20	-10.0	-9	0

## PASSING

	PLAYER	YEARS	ATT.	COMP.	YDS.	PCT.	TD	INT	RATE
1.	Dan Marino	1983-99	8358	4967	61361	59.4	420	252	86.4
2.	Bob Griese	1967-80	3429	1926	25092	56.2	192	172	77.1
3.	David Woodley	1980-83	961	508	5928	52.9	34	42	65.4
4.	Don Strock	1974-87	688	388	4613	56.4	39	37	73.5
5.	<b>Jay Fiedler</b>	<b>2000</b>	<b>357</b>	<b>204</b>	<b>2402</b>	<b>57.1</b>	<b>14</b>	<b>14</b>	<b>74.5</b>
6.	Earl Morrall	1972-76	284	153	2335	53.9	17	17	76.2
7.	Scott Mitchell	1990-93	241	135	1805	56.0	12	9	81.0
8.	Rick Norton	1966-69	377	156	1751	41.4	6	30	28.1
9.	Damon Huard	1997-00	288	170	1691	59.0	9	8	74.6
10.	Steve DeBerg	1993	188	113	1521	60.1	6	7	81.0
11.	Dick Wood	1966	230	83	989	36.1	4	14	30.5
12.	Bernie Kosar	1994-96	152	105	987	69.1	5	6	74.7
13.	Craig Erickson	1996-98	127	68	945	53.5	4	3	78.4
14.	John Stofa	1966-67 1969-70	135	61	862	45.2	7	6	65.1
15.	George Wilson, Jr.	1966	112	46	764	41.1	5	10	42.4
16.	Kyle Mackey	1987	109	57	604	52.3	3	5	58.8
17.	Scott Secules	1989-92	70	33	393	47.1	2	5	68.3
18.	Jim Del Gaizo	1972, 1975	9	5	165	55.6	2	1	100.5
19.	George Mira	1971	30	11	159	36.7	1	1	51.9
20.	Ron Jaworski	1987-88	14	9	123	64.3	1	0	116.1
21.	Guy Benjamin	1978-79	12	9	119	75.0	1	1	99.0
22.	Kim Hammond	1968	26	13	116	50.0	0	2	30.3
23.	Jim Jensen	1981-92	7	4	102	57.1	2	0	141.4
24.	Marlin Briscoe	1972-74	3	3	72	1.000	0	0	118.8
25.	Larry Seiple	1967-77	3	3	69	1.000	0	0	118.8
26.	Tony Nathan	1979-87	8	4	61	50.0	1	0	115.1
27.	Mark Clayton	1983-92	2	1	48	50.0	1	0	135.4
28.	Doug Pederson	1993	8	4	41	50.0	0	0	65.1
29.	Terry Kirby	1993-95	1	1	31	100.0	1	0	158.3
30.	Jim Kiick	1968-74	2	1	25	50.0	0	0	95.8
31.	Jack Clancy	1967-69	1	1	17	1.000	0	0	118.8
32.	Eddie Hill	1981-84	1	1	14	1.000	0	0	118.8



	PLAYER	YEARS	ATT.	COMP.	YDS.	PCT.	TD	INT	RATE
33.	Keith Byars	1993-96	2	1	11	50.0	1	0	106.3
	Archie Roberts	1967	10	5	11	50.0	0	1	52.3
35.	Scott Stankavage	1987	7	4	8	57.1	0	1	22.6
36.	Troy Stradford	1987-90	2	1	6	50.0	0	0	56.3
37.	Bruce Hardy	1978-89	1	0	0	0.0	0	0	39.6
	Booth Lusteg	1967	1	0	0	0.0	0	0	39.6
	Tony Martin	1989-93, 1999-00	1	0	0	0.0	0	0	39.6
	Dan McGwire	1995	1	0	0	0.0	0	0	39.6
	Nat Moore	1978-89	1	0	0	0.0	0	0	39.6
	<b>Lamar Smith</b>	<b>2000</b>	<b>1</b>	<b>0</b>	<b>0</b>	<b>0.0</b>	<b>0</b>	<b>0</b>	<b>39.6</b>
	Freddie Solomon	1975-77	1	0	0	0.0	0	0	39.6
	Delvin Williams	1978-80	3	0	0	0.0	0	0	39.6
	Scott Zolak	1999	4	0	0	0.0	0	0	39.6

## RECEIVING

	PLAYER	YEARS	NO.	YDS.	AVG.	LG	TD
1.	Mark Clayton	1983-92	550	8643	15.7	78t	81
2.	Mark Duper	1982-92	511	8869	17.4	85t	59
3.	Nat Moore	1974-86	510	7547	14.8	79t	74
4.	<b>O.J. McDuffie</b>	<b>1993-00</b>	<b>415</b>	<b>5074</b>	<b>12.2</b>	<b>61t</b>	<b>29</b>
	Tony Nathan	1979-87	383	3592	9.4	73	16
6.	Durriel Harris	1976-83, 1985	269	4534	16.9	64t	18
7.	Bruce Hardy	1978-89	256	2455	9.6	31	25
8.	Jim Jensen	1981-92	229	2171	9.5	31	19
9.	Jim Kiick	1968-74	221	2210	10.0	53t	3
10.	Howard Twilley	1966-76	212	3064	14.5	44	23
11.	Tony Martin	1989-93, 1999-00	202	3152	15.6	80t	14
12.	Irving Fryar	1993-95	199	3190	16.0	67t	20
13.	Keith Byars	1993-96	166	1433	8.6	34	10
14.	Troy Stradford	1987-90	159	1373	8.6	36	2
15.	Paul Warfield	1970-74	156	3355	21.5	86t	33
16.	Terry Kirby	1993-95	155	1646	10.6	47	6
17.	<b>Oronde Gadsden</b>	<b>1998-00</b>	<b>152</b>	<b>2302</b>	<b>15.1</b>	<b>62</b>	<b>19</b>
18.	Keith Jackson	1992-94	146	1880	12.9	57t	18
19.	Bernie Parmalee	1992-98	144	1306	9.1	35	3
20.	Tony Paige	1990-92	140	1115	8.0	30	6
21.	Karl Noonan	1966-71	136	1808	13.2	51t	17
22.	Troy Drayton	1996-99	127	1511	11.9	51	8
23.	Lorenzo Hampton	1985-89	123	954	7.8	39t	6
24.	Jim Mandich	1970-77	121	1406	11.6	44	23
25.	Ferrell Edmunds	1988-92	117	1612	13.8	80t	10
26.	Joe Rose	1980-85	112	1493	13.3	50	13
27.	Norm Bulaich	1975-79	109	751	6.9	59t	6
28.	Fred Banks	1987-93	99	1555	15.7	61	8
29.	Stanley Pritchett	1996-99	98	798	8.1	74t	6
30.	Dan Johnson	1983-87	94	1012	10.8	61t	16
31.	Jimmy Cefalo	1978-84	93	1739	18.7	69t	13
	Ron Davenport	1985-89	93	801	8.6	29	4
33.	Larry Csonka	1968-74, 1979	91	688	7.6	65	4
34.	Mark Ingram	1993-94	88	1213	13.8	77t	12
	Jack Clancy	1967-69	88	1157	13.1	50	3
36.	Lamar Thomas	1996-00	81	1171	14.5	56t	8
37.	Karim Abdul-Jabbar	1996-99	77	527	6.8	36t	1
38.	Gary Davis	1976-79	74	592	8.0	34	1
39.	Doug Moreau	1966-69	73	926	12.7	43	6
40.	Larry Seiple	1967-77	72	935	13.0	41t	7
41.	Delvin Williams	1978-80	70	574	8.2	42	1
42.	Andre Tillman	1975-78	66	757	11.5	37t	6
43.	Freddie Solomon	1975-77	61	973	16.0	58t	5
44.	Tom Vigorito	1981-85	59	439	7.4	31t	2
45.	James Pruitt	1986-88, 1990-91	58	942	16.2	37	8
46.	Marlin Briscoe	1972-74	57	858	15.1	53	7
47.	Jerris McPhail	1996-97	54	544	10.1	52	1
	Bobby Humphrey	1992	54	507	9.4	26	1

	PLAYER	YEARS	NO.	YDS.	AVG.	LG	TD
49.	Fred Barnett	1996-97	53	728	13.7	66	4
50.	Marv Fleming	1970-74	48	523	10.9	36	4
	<b>Rob Konrad</b>	<b>1999-00</b>	<b>48</b>	<b>334</b>	<b>7.0</b>	<b>25</b>	<b>1</b>
52.	Mercury Morris	1969-75	46	491	10.7	50	1
53.	Eric Green	1995	43	499	11.6	31t	3
54.	Stan Mitchell	1966-70	42	533	12.6	48	5
55.	Joe Auer	1966-67	40	481	12.0	68t	6
56.	<b>Ed Perry</b>	<b>1997-00</b>	<b>39</b>	<b>308</b>	<b>7.9</b>	<b>46</b>	<b>2</b>
	Woody Bennett	1980-89	39	295	7.6	27	3
58.	Gary Clark	1995	37	525	14.2	42t	2
	Mark Higgs	1990-94	37	294	7.9	21	0
60.	Charles Jordan	1996-98	36	640	17.8	44t	3
61.	Leslie Shepherd	2000	35	446	12.7	46t	4
62.	Randal Hill	1991, 1995-96	33	669	20.3	61	4
63.	Sammie Smith	1989-91	32	310	9.7	53t	1
	Aaron Craver	1991-94	32	304	9.5	28	0
	Leroy Harris	1977-78	32	240	7.5	57	0
	James Saxon	1992-94	32	192	6.0	25	0
67.	Nick Giaquinto	1980-81	31	230	7.4	25	2
	<b>Lamar Smith</b>	<b>2000</b>	<b>31</b>	<b>201</b>	<b>6.5</b>	<b>28</b>	<b>2</b>
69.	Greg Baty	1990-94	30	377	12.6	32	4
70.	Andre Brown	1989-90	27	459	17.0	48t	5
	Dave Kocourek	1966	27	320	11.9	43	2
72.	Bo Roberson	1966	26	519	20.0	80t	2
73.	Frank Jackson	1966-67	25	439	17.6	48	3
	Don Nottingham	1973-77	25	213	8.5	29	0
	Ronnie Lee	1979-82, 1984-89	25	167	6.7	41	3
	<b>J.J. Johnson</b>	<b>1999-00</b>	<b>25</b>	<b>161</b>	<b>6.4</b>	<b>17</b>	<b>0</b>
77.	Irving Spikes	1994-97	24	185	7.7	24	2
78.	Gene Milton	1968-69	21	322	15.3	49	1
	Mike Williams	1992-95	21	292	13.9	29	0
	Scott Miller	1991-96	21	274	13.0	27	1
81.	Scott Schwedes	1987-90	19	370	19.5	65t	2
	Brett Perriman	1997	19	309	16.3	26	1
83.	Otto Stowe	1971-72	18	344	19.1	49	3
	Yatil Green	1997-99	18	234	13.0	27	0
	<b>Autry Denson</b>	<b>1999-00</b>	<b>18</b>	<b>133</b>	<b>7.4</b>	<b>28</b>	<b>0</b>
	Eddie Hill	1981-84	18	106	5.9	16	1
87.	Benny Malone	1974-78	17	234	13.8	43	0
88.	Billy Joe	1966	16	317	19.8	67	2
	Thurman Thomas	2000	16	117	7.3	15	1
	Abner Haynes	1967	16	100	6.3	22	0
91.	Tom Brown	1987-89	14	123	8.8	23	0
	<b>Hunter Goodwin</b>	<b>1999-00</b>	<b>14</b>	<b>91</b>	<b>6.5</b>	<b>14</b>	<b>1</b>
93.	Cookie Gilchrist	1966	13	116	8.9	22	1
	Terry Robiskie	1980-81	13	60	4.6	15	0
95.	John Tagliaferri	1987	12	117	9.8	27	0
	Marc Logan	1989-91	12	88	7.3	12	0
97.	Jack Harper	1967-68	11	212	19.3	40	3
	John Roderick	1966	11	156	14.2	64	1
	Jim Cox	1968	11	147	13.4	30	0
	Joe Carter	1984-86	11	66	6.0	15	0
101.	<b>Jed Weaver</b>	<b>2000</b>	<b>10</b>	<b>179</b>	<b>17.9</b>	<b>41</b>	<b>0</b>
102.	Preston Carpenter	1966	10	127	12.7	42	0
	Sam Price	1966-68	10	70	7.0	27	1
	John Avery	1998-99	10	67	6.7	19t	1
105.	Nate Jacquet	1998-99	9	140	15.6	29	0
	Leland Douglas	1987	9	92	10.2	17	1
	Hubert Ginn	1970-75	9	49	5.4	23	0
108.	Lawrence Sampleton	1987	8	64	8.0	19	0
	Steve Howell	1979-81	8	61	7.6	13	0
	David Overstreet	1983	8	55	6.9	20	2
	Rick Casares	1966	8	45	5.6	20	1
112.	Bert Emanuel	2000	7	132	18.9	53t	1
	Eddie Chavis	1987	7	108	15.4	27	0

	PLAYER	YEARS	NO.	YDS.	AVG.	LG	TD
	Loaird McCreary	1976-78	7	88	12.6	30	3
	Brian Manning	1997	7	85	12.1	21	0
	Bill Cronin	1966	7	83	11.9	21	1
	Willie Richardson	1970	7	67	9.6	27	1
118.	Vince Heflin	1982-85	6	98	16.3	46t	1
	Stan Winfrey	1975-77	6	55	9.2	16	1
	David Lewis	1987	6	53	8.8	22	1
	Cecil Collins	1999	6	32	5.3	12	0
	Andra Franklin	1981-84	6	15	2.5	6	1
123.	Damon Reilly	1987	5	70	14.0	20	0
	Ronnie Williams	1993-95	5	54	10.8	17	0
125.	Mel Baker	1974	4	121	30.0	46t	2
	Elmer Bailey	1980-81	4	105	26.3	39	0
	Brett Carolan	1996	4	48	12.0	21	1
	Jim Braxton	1978	4	47	11.8	19	0
	Tom Boutwell	1969	4	29	7.3	12	0
	Garrett Limbrick	1990	4	23	5.8	9	0
	Charles Leigh	1971-73	4	9	2.3	7	0
132.	Robert Clark	1992	3	59	19.7	45	0
	Gene Mingo	1966-67	3	40	13.3	9	0
	Bill Darnall	1968-69	3	38	12.7	13	0
	Roosevelt Potts	1997	3	27	9.0	13	0
	Robert Wilson	1994-96	3	8	2.7	3t	1
137.	Ron Sellers	1973	2	54	27.0	42	0
	Mike Caterbone	1987	2	46	23.0	30	0
	Jim Mertens	1969	2	26	13.0	15	0
	<b>Jeff Ogden</b>	<b>2000</b>	<b>2</b>	<b>24</b>	<b>12.0</b>	<b>12</b>	<b>0</b>
	Jimmy Hines	1969	2	23	11.5	22	0
	Rich Diana	1982	2	21	10.5	13	0
	David Woodley	1980-83	2	21	10.5	15t	1
	Cleveland Gary	1994	2	19	9.5	11	0
	Kevin McKenzie	1999	2	18	9.0	13	0
	Charles Henry	1991	2	17	8.5	9	0
	Brian Kinchen	1988-90	2	15	7.5	12	0
	<b>Deon Dyer</b>	<b>2000</b>	<b>2</b>	<b>14</b>	<b>7.0</b>	<b>13</b>	<b>0</b>
	Willie Smith	1987	2	13	6.5	8	1
	Ronald Scott	1987	2	7	3.5	5	0
	Bob Torrey	1979	2	3	1.5	8	0
	Barry Pryor	1969-70	2	-3	-1.5	0	0
153.	Bo Rather	1973, 1978	1	39	39.0	39	0
	Wes Matthews	1966	1	20	20.0	20	0
	Tom Beier	1967, 1969	1	19	19.0	19	0
	Mike Holmes	1976	1	11	11.0	11	0
	Ricky Isom	1987	1	11	11.0	11	0
	Keith Sims	1990-97	1	9	9.0	9	0
	Dick Anderson	1968-77	1	8	8.0	8	0
	Nuu Faaola	1989	1	8	8.0	8	0
	Vern Den Herder	1971-81	1	7	7.0	7t	1
	Lawrence Phillips	1997	1	6	6.0	6	0
	George Farmer	1987	1	5	5.0	5	0
	George Chesser	1966-67	1	4	4.0	4	0
	Dewayne Dotson	1994-95, 1997	1	4	4.0	4	0
	Frank Wainright	1995-98	1	2	2.0	2t	1
	Ron Moore	1998	1	1	1.0	1	0
	Damon Huard	1997-00	1	0	0.0	0	0
	Dan Marino	1983-99	1	-6	-6.0	-6	0

## SCORING

	PLAYER	YEARS	TD	TDR	TDP	TDRT	FG	PAT	PTS.
1.	Garo Yepremian	1970-78	0	0	0	0	165	335	830
2.	Pete Stoyanovich	1989-95	0	0	0	0	176	246	774
3.	Uwe von Schamann	1979-84	0	0	0	0	101	237	540
4.	Mark Clayton	1983-92	82	0	81	1	0	0	492
5.	<b>Olindo Mare</b>	<b>1997-00</b>	<b>0</b>	<b>0</b>	<b>0</b>	<b>0</b>	<b>117</b>	<b>126</b>	<b>477</b>
6.	Nat Moore	1974-86	75	1	74	0	0	0	450

**376 • All-Time Leaders**



	PLAYER	YEARS	TD	TDR	TDP	TDRT	FG	PAT	PTS.
7.	Mark Duper	1982-92	59	0	59	0	0	0	354
8.	Larry Csonka	1968-74, 1979	57	53	4	0	0	0	342
9.	Fuad Reveiz	1985-88	0	0	0	0	53	161	320
10.	Karim Abdul-Jabbar	1996-99	34	33	1	0	0	0	204
	Mercury Morris	1969-75	33	29	1	3	0	0	198
	Tony Nathan	1979-87	33	16	16	1	0	0	198
	Paul Warfield	1970-74	33	0	33	0	0	0	198
14.	<b>O.J. McDuffie</b>	<b>1993-00</b>	<b>32</b>	<b>0</b>	<b>29</b>	<b>3</b>	<b>0</b>	<b>0</b>	<b>194#</b>
15.	Jim Kiick	1968-74	31	28	3	0	0	0	186
16.	Lorenzo Hampton	1985-89	28	22	6	0	0	0	168
17.	Bruce Hardy	1978-89	25	0	25	0	0	0	150
	Don Nottingham	1973-77	25	25	0	0	0	0	150
19.	Norm Bulaich	1975-79	23	17	6	0	0	0	138
	Andra Franklin	1981-84	23	22	1	0	0	0	138
	Jim Mandich	1970-77	23	0	23	0	0	0	138
	Howard Twilley	1966-76	23	0	23	0	0	0	138
23.	Irving Fryar	1993-95	20	0	20	0	0	0	124##
24.	<b>Oronde Gadsden</b>	<b>1998-00</b>	<b>19</b>	<b>0</b>	<b>19</b>	<b>0</b>	<b>0</b>	<b>0</b>	<b>114</b>
	Jim Jensen	1981-92	19	0	19	0	0	0	114
26.	Keith Jackson	1992-94	18	0	18	0	0	0	110#
	Bernie Parmalee	1992-98	18	15	3	0	0	0	110#
28.	Duriel Harris	1976-83, 1985	18	0	18	0	0	0	108
29.	Ron Davenport	1985-89	17	13	4	0	0	0	102
	Karl Noonan	1966-71	17	0	17	0	0	0	102
31.	Keith Byars	1993-96	16	6	10	0	0	0	96
	Dan Johnson	1983-87	16	0	16	0	0	0	96
	Benny Malone	1974-78	16	16	0	0	0	0	96
	<b>Lamar Smith</b>	<b>2000</b>	<b>16</b>	<b>14</b>	<b>2</b>	<b>0</b>	<b>0</b>	<b>0</b>	<b>96</b>
	Sammie Smith	1989-91	16	15	1	0	0	0	96
36.	Terry Kirby	1993-95	15	9	6	0	0	0	92#
37.	Mark Higgs	1990-94	15	14	0	1	0	0	90
38.	Joe Nedney	1996-97	0	0	0	0	18	35	89
39.	Tony Martin	1989-93, 1999-00	14	0	14	0	0	0	84
	Delvin Williams	1978-80	14	13	1	0	0	0	84
41.	Woody Bennett	1980-88	13	10	3	0	0	0	78
	Jimmy Cefalo	1978-84	13	0	13	0	0	0	78
	Joe Rose	1980-85	13	0	13	0	0	0	78
44.	Joe Auer	1966-67	12	5	6	1	0	0	72
	Mark Ingram	1993-94	12	0	12	0	0	0	72
	Troy Stradford	1987-90	12	10	2	0	0	0	72
47.	Karl Kremser	1969-70	0	0	0	0	13	28	67
48.	Gene Mingo	1966-67	0	0	0	0	11	32	65
49.	Ferrell Edmunds	1988-92	10	0	10	0	0	0	60
	Irving Spikes	1994-97	10	8	2	0	0	0	60
	David Woodley	1980-83	10	9	1	0	0	0	60
52.	Pete Johnson	1984	9	9	0	0	0	0	54
	Dan Marino	1983-99	9	9	0	0	0	0	54
	Stan Mitchell	1966-70	9	4	5	0	0	0	54
	Tony Paige	1990-92	9	3	6	0	0	0	54
	James Pruitt	1986-88, 1990-91	9	0	8	1	0	0	54
	Freddie Solomon	1975-77	9	1	5	3	0	0	54
58.	Jimmy Keyes	1968-69	0	0	0	0	7	30	51
59.	Troy Drayton	1996-99	8	0	8	0	0	0	50#
60.	Fred Banks	1987-93	8	0	8	0	0	0	48
	Gary Davis	1976-79	8	7	1	0	0	0	48
	Stanley Pritchett	1996-99	8	2	6	0	0	0	48
	Lamar Thomas	1996-00	8	0	8	0	0	0	48
64.	Doug Moreau	1966-69	6	0	6	0	1	6	45
65.	Marlin Briscoe	1972-74	7	0	7	0	0	0	42
	Bob Griesse	1967-80	7	7	0	0	0	0	42
	Larry Seiple	1966-67	7	0	7	0	0	0	42

	PLAYER	YEARS	TD	TDR	TDP	TDRT	FG	PAT	PTS.
68.	Booth Lusteg	1967	0	0	0	0	7	18	39
69.	Leroy Harris	1977-78	6	6	0	0	0	0	36
	Andre Tillman	1975-78	6	0	6	0	0	0	36
	Tommy Vigorito	1981-85	6	2	2	2	0	0	36
72.	Andre Brown	1989-90	5	0	5	0	0	0	30
	<b>J.J. Johnson</b>	<b>1999-00</b>	<b>5</b>	<b>5</b>	<b>0</b>	<b>0</b>	<b>0</b>	<b>0</b>	<b>30</b>
74.	Dick Anderson	1968-77	4	0	0	4	0	0	24
	Fred Barnett	1996-97	4	0	4	0	0	0	24
	Greg Baty	1991-94	4	0	4	0	0	0	24
	Marv Fleming	1970-74	4	0	4	0	0	0	24
	Jack Harper	1967-68	4	1	3	0	0	0	24
	Randal Hill	1991, 1995-96	4	0	4	0	0	0	24
	Marc Logan	1989-91	4	2	0	2	0	0	24
	Leslie Shepherd	2000	4	0	4	0	0	0	24
82.	Willie Beecher	1987	0	0	0	0	3	12	21
83.	Eric Green	1995	3	0	3	0	0	0	20#
84.	John Avery	1998-99	3	2	1	0	0	0	18
	Terrell Buckley	1995-99	3	0	0	3	0	0	18
	Jack Clancy	1967-69	3	0	3	0	0	0	18
	Tony Franklin	1988	0	0	0	0	4	6	18
	Nick Giaquinto	1980-81	3	0	2	1	0	0	18
	Hubert Ginn	1970-75	3	3	0	0	0	0	18
	Frank Jackson	1966-67	3	0	3	0	0	0	18
	Charles Jordan	1996-98	3	0	3	0	0	0	18
	Mike Kozlowski	1979-86	3	0	0	3	0	0	18
	Ronnie Lee	1979-82, 1984-89	3	0	3	0	0	0	18
	Loaird McCreary	1976-78	3	0	3	0	0	0	18
	Lloyd Mumphord	1969-74	3	0	0	3	0	0	18
	David Overstreet	1983	3	1	2	0	0	0	18
	Scott Schwedes	1987-90	3	0	2	1	0	0	18
	Ronald Scott	1987	3	3	0	0	0	0	18
	Otto Stowe	1971-72	3	0	3	0	0	0	18
	<b>Zach Thomas</b>	<b>1996-00</b>	<b>3</b>	<b>0</b>	<b>0</b>	<b>3</b>	<b>0</b>	<b>0</b>	<b>18</b>
101.	Tim Foley	1970-80	2	0	0	2	0	0	14*
	Billy Joe	1966	2	0	2	0	0	0	14#
	<b>Sam Madison</b>	<b>1997-00</b>	<b>2</b>	<b>0</b>	<b>0</b>	<b>2</b>	<b>0</b>	<b>0</b>	<b>14*</b>
104.	Mel Baker	1974	2	0	2	0	0	0	12
	Charlie Baumann	1991	0	0	0	0	2	6	12
	Bob Baumhower	1977-86	2	0	0	2	0	0	12
	Jim Braxton	1978	2	2	0	0	0	0	12
	Gary Clark	1995	2	0	2	0	0	0	12
	Cecil Collins	1999	2	2	0	0	0	0	12
	Abner Haynes	1967	2	2	0	0	0	0	12
	Eddie Hill	1981-84	2	1	1	0	0	0	12
	Liffort Hobley	1987-93	2	0	0	2	0	0	12
	Bobby Humphrey	1992	2	1	1	0	0	0	12
	William Judson	1982-89	2	0	0	2	0	0	12
	Dave Kocourek	1966	2	0	2	0	0	0	12
	Kyle Mackey	1987	2	2	0	0	0	0	12
	Don McNeal	1980-89	2	0	0	2	0	0	12
	Jerris McPhail	1996-97	2	1	1	0	0	0	12
	Scott Miller	1991-96	2	0	1	1	0	0	12
	Louis Oliver	1989-93, 1995-96	2	0	0	2	0	0	12
	<b>Ed Perry</b>	<b>1997-00</b>	<b>2</b>	<b>0</b>	<b>2</b>	<b>0</b>	<b>0</b>	<b>0</b>	<b>12</b>
	Sam Price	1966-68	2	1	1	0	0	0	12
	Bo Roberson	1966	2	0	2	0	0	0	12
	Terry Robiskie	1980-81	2	2	0	0	0	0	12
	Bill Stanfill	1969-76	2	0	0	2	0	0	12
	Don Strock	1974-87	2	2	0	0	0	0	12
	<b>Jason Taylor</b>	<b>1997-00</b>	<b>2</b>	<b>0</b>	<b>0</b>	<b>2</b>	<b>0</b>	<b>0</b>	<b>12</b>
	Troy Vincent	1992-95	2	0	0	2	0	0	12
	Jimmy Warren	1966-67	2	0	0	2	0	0	12

	PLAYER	YEARS	TD	TDR	TDP	TDRT	FG	PAT	PTS.
	Dick Westmoreland	1966-69	2	0	0	2	0	0	12
	Stan Winfrey	1975-77	2	1	1	0	0	0	12
132.	Kim Bokamper	1977-85	1	0	0	1	0	0	8*
	Don Bessillieu	1979-81	1	0	0	1	0	0	6
	Glenn Blackwood	1979-87	1	0	0	1	0	0	6
	<b>Tim Bowens</b>	<b>1994-00</b>	<b>1</b>	<b>0</b>	<b>0</b>	<b>1</b>	<b>0</b>	<b>0</b>	<b>6</b>
	J.B. Brown	1989-96	1	0	0	1	0	0	6
	Bob Brudzinski	1981-89	1	0	0	1	0	0	6
	Nick Buoniconti	1969-76	1	0	0	1	0	0	6
	Brett Carolan	1996	1	0	1	0	0	0	6
	Joe Carter	1984-86	1	1	0	0	0	0	6
	Rick Casares	1966	1	0	1	0	0	0	6
	Aaron Craver	1991-94	1	1	0	0	0	0	6
	Bill Cronin	1966	1	0	1	0	0	0	6
	Vern Den Herder	1971-81	1	0	1	0	0	0	6
	Leland Douglas	1987	1	0	1	0	0	0	6
	Bert Emanuel	2000	1	0	1	0	0	0	6
	Frank Emanuel	1968-69	1	0	0	1	0	0	6
	Tom Erlandson	1966-67	1	0	0	1	0	0	6
	<b>Jay Fiedler</b>	<b>2000</b>	<b>1</b>	<b>1</b>	<b>0</b>	<b>0</b>	<b>0</b>	<b>0</b>	<b>6</b>
	Cookie Gilchrist	1966	1	0	1	0	0	0	6
	Kerry Glenn	1990-92	1	0	0	1	0	0	6
	<b>Hunter Goodwin</b>	<b>1999-00</b>	<b>1</b>	<b>0</b>	<b>1</b>	<b>0</b>	<b>0</b>	<b>0</b>	<b>6</b>
	Vince Heflin	1982-85	1	0	1	0	0	0	6
	Sean Hill	1994-96	1	0	0	1	0	0	6
	Trell Hooper	1987	1	0	0	1	0	0	6
	Steve Howell	1979-81	1	1	0	0	0	0	6
	Ricky Isom	1987	1	1	0	0	0	0	6
	Calvin Jackson	1994-99	1	0	0	1	0	0	6
	Vestee Jackson	1991-93	1	0	0	1	0	0	6
	Pete Jaquess	1966-67	1	0	0	1	0	0	6
	Curtis Johnson	1970-78	1	0	0	1	0	0	6
	Pat Johnson	1995	1	0	0	1	0	0	6
	Robert Jones	1998-00	1	0	0	1	0	0	6
	Chuck Klingbeil	1991-95	1	0	0	1	0	0	6
	<b>Rob Konrad</b>	<b>1999-00</b>	<b>1</b>	<b>0</b>	<b>1</b>	<b>0</b>	<b>0</b>	<b>0</b>	<b>6</b>
	Bernie Kosar	1994-96	1	1	0	0	0	0	6
	Charles Leigh	1971-73	1	1	0	0	0	0	6
	David Lewis	1987	1	0	1	0	0	0	6
	Gene Milton	1968-69	1	0	1	0	0	0	6
	Earl Morrall	1972-76	1	1	0	0	0	0	6
	Cliff Odom	1990-93	1	0	0	1	0	0	6
	<b>Jeff Ogden</b>	<b>2000</b>	<b>1</b>	<b>0</b>	<b>0</b>	<b>1</b>	<b>0</b>	<b>0</b>	<b>6</b>
	Brett Perriman	1997	1	0	1	0	0	0	6
	Willie Richardson	1970	1	0	1	0	0	0	6
	John Roderick	1966	1	0	1	0	0	0	6
	Jake Scott	1970-75	1	0	0	1	0	0	6
	Scott Secules	1989-92	1	1	0	0	0	0	6
	Gerald Small	1978-83	1	0	0	1	0	0	6
	Willie Smith	1987	1	0	1	0	0	0	6
	Brian Sochia	1986-91	1	0	0	1	0	0	6
	John Stofa	1966-67, 1969-70	1	1	0	0	0	0	6
	John Tagliaferri	1987	1	1	0	0	0	0	6
	Norris Thomas	1977-79	1	0	0	1	0	0	6
	Thurman Thomas	2000	1	0	1	0	0	0	6
	Bob Torrey	1979	1	1	0	0	0	0	6
	Frank Wainright	1995-98	1	0	1	0	0	0	6
	Fulton Walker	1981-84	1	0	0	1	0	0	6
	Willie West	1966-68	1	0	0	1	0	0	6
	Jarvis Williams	1988-93	1	0	0	1	0	0	6
	Robert Wilson	1994-96	1	0	1	0	0	0	6
	Dick Wood	1966	1	1	0	0	0	0	6
192.	Van Tiffin	1987	0	0	0	0	0	4	4
193.	Mike Charles	1983-86	0	0	0	0	0	0	2*



PLAYER	YEARS	TD	TDR	TDP	TDRT	FG	PAT	PTS.
Aaron Craver	1991-94	0	0	0	0	0	0	2#
A.J. Duhe	1977-84	0	0	0	0	0	0	2*
Jerry Gordon	1976-82	0	0	0	0	0	0	2*
<b>Jermaine Haley</b>	<b>2000</b>	<b>0</b>	<b>0</b>	<b>0</b>	<b>0</b>	<b>0</b>	<b>0</b>	<b>2*</b>
Don Reese	1974-76	0	0	0	0	0	0	2*
George Wilson	1966	0	0	0	0	0	0	2#

\* — safety

# — two point conversion

## INTERCEPTIONS

PLAYER	YEARS	NO.	YDS.	AVG.	LG	TD
1. Jake Scott	1970-75	35	425	12.1	47	0
2. Dick Anderson	1968-77	34	792	23.3	96t	3
3. Glenn Blackwood	1979-87	29	398	13.7	50	1
4. Louis Oliver	1989-93, 1995-96	24	569	23.7	103t	2
William Judson	1982-89	24	368	15.3	61t	2
6. Gerald Small	1978-83	23	378	16.4	46t	1
7. Terrell Buckley	1995-99	22	350	15.9	91t	2
Curtis Johnson	1970-78	22	150	6.8	34	0
Tim Foley	1970-80	22	96	4.4	18	0
<b>10. Sam Madison</b>	<b>1997-00</b>	<b>21</b>	<b>379</b>	<b>18.0</b>	<b>42</b>	<b>1</b>
11. Don McNeal	1980-89	18	163	9.1	30	2
J.B. Brown	1989-96	16	293	18.3	48	1
13. Dick Westmoreland	1966-69	15	236	15.7	42	1
14. Troy Vincent	1992-95	14	284	20.3	69	2
Jarvis Williams	1988-93	14	216	15.4	42	1
Lloyd Mumphord	1969-74	14	187	13.4	51	2
Lyle Blackwood	1981-86	14	175	12.5	45	0
Earnie Rhone	1975-84	14	110	7.9	16	0
19. Willie West	1966-68	13	180	13.8	32	0
Paul Lankford	1982-91	13	89	6.7	44	0
21. Charlie Babb	1972-79	12	141	11.8	36	0
22. Jimmy Warren	1966-69	11	247	22.5	70t	2
<b>Brian Walker</b>	<b>1997-98, 2000</b>	<b>11</b>	<b>92</b>	<b>8.4</b>	<b>31</b>	<b>0</b>
<b>24. Zach Thomas</b>	<b>1996-00</b>	<b>9</b>	<b>95</b>	<b>10.6</b>	<b>27</b>	<b>3</b>
<b>Patrick Surtain</b>	<b>1998-00</b>	<b>9</b>	<b>84</b>	<b>9.3</b>	<b>43</b>	<b>0</b>
26. Mike Kozlowski	1979-86	8	172	21.5	38t	2
Larry Gordon	1976-82	8	121	15.1	36	0
Bob Matheson	1971-79	8	111	13.9	34	0
Nick Buoniconti	1969-76	8	89	11.1	24	0
30. Norris Thomas	1977-79	7	115	16.4	53t	1
<b>Brock Marion</b>	<b>1998-00</b>	<b>7</b>	<b>102</b>	<b>14.6</b>	<b>28</b>	<b>0</b>
32. Bud Brown	1984-88	6	96	16.0	53	0
Kim Bokamper	1977-85	6	55	9.2	24t	1
John Bramlett	1977-85	6	49	8.2	22	0
35. Bob Petrella	1966-71	5	104	20.8	33	0
Neal Colzie	1979	5	86	17.2	56	0
Mike Kolen	1970-77	5	85	17.0	29	0
Liffort Hobley	1987-93	5	61	12.2	22	0
Fulton Walker	1981-84	5	61	12.2	30	0
Bob Brudzinski	1981-89	5	46	9.2	19	0
Rick Volk	1977-78	5	42	8.4	24	0
Doug Swift	1970-75	5	17	3.4	12	0
Don Bessillieu	1979-81	5	13	2.6	12	0
44. Calvin Jackson	1994-99	4	105	26.3	61t	1
Tom Erlandson	1966-67	4	68	17.0	37	1
John Offerdahl	1986-93	4	44	11.0	28	0
Tim McKyer	1990	4	40	10.0	21	0
<b>Shawn Wooden</b>	<b>1996-99</b>	<b>4</b>	<b>25</b>	<b>6.3</b>	<b>15</b>	<b>0</b>
Gene Atkins	1994-96	4	24	6.0	18	0
Michael Stewart	1994-96	4	11	2.8	11	0
51. Vestee Jackson	1991-93	3	63	21.0	30t	1
Ed Taylor	1979-82	3	55	18.3	44	0
Rodney Thomas	1988-90	3	52	17.3	48	0
Frank Emanuel	1968-69	3	46	15.3	24	0

	PLAYER	YEARS	NO.	YDS.	AVG.	LG	TD
	Bryan Cox	1991-95	3	38	12.7	26	0
	Wahoo McDaniel	1966-68	3	35	11.7	20	0
	Jerry Wilson	1996-00	3	32	10.7	19	0
	Steve Towle	1975-80	3	30	10.0	16	0
	Pete Jaquess	1966-67	3	27	9.0	27	1
	Mark Brown	1983-88	3	18	6.0	13	0
	A.J. Duhe	1977-84	3	18	6.0	11	0
	Ed Weisacosky	1968-70	3	10	3.3	7	0
	Aubrey Beavers	1994-95	3	8	2.7	8	0
64.	Donovan Rose	1986-87	2	63	31.5	36	0
	Rusty Chambers	1976-80	2	53	26.5	49	0
	Dwight Hollier	1992-99	2	47	24.5	36	0
	Ken Ellis	1976	2	40	20.0	40	0
	Bobby Harden	1990-93	2	39	19.5	22	0
	Robert Sowell	1983-85, 1987	2	36	18.0	29	0
	Bill Stanfill	1969-76	2	32	16.0	17t	2
	Kerry Glenn	1990-92	2	31	15.5	31t	1
	Henry Stuckey	1972-74	2	25	12.5	21	0
	George Teague	1997	2	25	12.5	23	0
	Tate Randle	1987	2	16	8.0	11	0
	John McGeever	1966	2	15	7.5	15	0
	Tom Beier	1967, 1969	2	14	7.0	7	0
	Robert Jones	1998-00	2	14	7.0	14t	1
	Jeris White	1974-76	2	4	2.0	4	0
	Tyrone Braxton	1994	2	3	1.5	3	0
	<b>Jason Taylor</b>	<b>1997-00</b>	<b>2</b>	<b>2</b>	<b>1.0</b>	<b>2</b>	<b>0</b>
	Chris Green	1991-94	2	0	0.0	0	0
82.	Jay Brophy	1984-86	1	41	41.0	41	0
	Dean Brown	1970	1	32	32.0	32	0
	Bob Neff	1966-68	1	32	32.0	32	0
	Hugh Green	1985-91	1	28	28.0	28	0
	Earl Faison	1966	1	26	26.0	26	0
	Vern Den Herder	1971-81	1	24	24.0	24	0
	Charles Cornelius	1977-78	1	21	21.0	21	0
	Bob Bruggers	1966-68	1	20	20.0	20	0
	Ralph Ortega	1979-80	1	17	17.0	13	0
	Ted Davis	1970	1	15	15.0	15	0
	Rick Graf	1987-89	1	14	14.0	14	0
	Shawn Lee	1990-91	1	14	14.0	14	0
	Jackie Shipp	1984-88	1	7	7.0	7	0
	Craig Veasey	1993-94	1	7	7.0	7	0
	Eric Kumerow	1988-90	1	5	5.0	5	0
	<b>Derrick Rodgers</b>	<b>1997-00</b>	<b>1</b>	<b>5</b>	<b>5.0</b>	<b>5</b>	<b>0</b>
	Alex Moyer	1985-86	1	4	4.0	4	0
	Greg Jeffries	1999-00	1	3	3.0	3	0
	Jack Rudolph	1966	1	3	3.0	3	0
	Chris Singleton	1993-96	1	3	3.0	3	0
	Mike Charles	1983-86	1	2	2.0	2	0
	Mike Reichenbach	1990-91	1	2	2.0	2	0
	Larry Ball	1972-74, 1977-78	1	2	2.0	2	0
	Randall Edmunds	1968-69	1	1	1.0	1	0
	Bruce Alexander	1992	1	0	0.0	0	0
	Bob Baumhower	1977-86	1	0	0.0	0	0
	<b>Tim Bowers</b>	<b>1994-00</b>	<b>1</b>	<b>0</b>	<b>0.0</b>	<b>0</b>	<b>0</b>
	Jeff Cross	1989-95	1	0	0.0	0	0
	Sean Hill	1994-96	1	0	0.0	0	0
	Mack Lamb	1967-68	1	0	0.0	0	0
	Cliff Odom	1990-93	1	0	0.0	0	0
	Muhammad Oliver	1994	1	0	0.0	0	0
	Vern Roberson	1977	1	0	0.0	0	0
	Bryant Salter	1976	1	0	0.0	0	0
	Terrance Shaw	2000	1	0	0.0	0	0
	<b>Daryl Gardener</b>	<b>1996-00</b>	<b>1</b>	<b>-1</b>	<b>-1.0</b>	<b>-1</b>	<b>0</b>

## SACKS

PLAYER	YEARS	NO.	PLAYER	YEARS	NO.
1. Bill Stanfill	1969-76	67.5	6. Bob Baumhower	1977-86	39.5
2. Doug Betters	1978-87	65.5	Kim Bokamper	1977-85	39.5
3. Vern Den Herder	1971-81	64.0	8. A.J. Duhe	1977-84	38.5
4. Jeff Cross	1988-95	59.5	9. Manny Fernandez	1968-75	35.0
5. Trace Armstrong	1995-00	56.5	10. Bryan Cox	1991-95	31.5

## KICKOFF RETURNS

PLAYER	YEARS	NO.	YDS.	AVG.	LG	TD
1. Mercury Morris	1969-75	111	2947	26.5	105t	3
2. Fulton Walker	1981-85	123	2944	23.9	90t	1
3. Brock Marion	1998-00	90	2146	23.8	93	0
4. O.J. McDuffie	1993-00	92	2103	22.9	48	0
5. Irving Spikes	1994-97	89	2058	23.1	55	0
6. Lorenzo Hampton	1985-89	96	2025	21.1	46	0
7. Duriel Harris	1976-83, 1985	56	1416	25.3	69	0
8. Gary Davis	1976-79	55	1309	23.8	73	0
9. Marc Logan	1989-91	56	1171	20.9	97t	1
10. John Avery	1998-99	45	1140	25.3	55	0

## PUNT RETURNS

PLAYER	YEARS	NO.	FC	YDS.	AVG.	LG	TD
1. Jake Scott	1970-75	127	55	1330	10.5	77t	1
2. O.J. McDuffie	1993-00	127	91	1127	8.9	72t	2
3. Tom Vigorito	1981-85	79	21	830	10.5	87t	2
4. Freddie Solomon	1975-77	71	4	810	11.4	79t	2
5. Scott Schwedes	1987-90	75	18	732	9.8	70t	1
6. Mark Clayton	1983-92	52	13	485	9.3	60t	1
7. Tony Nathan	1979-87	51	26	484	9.5	86t	1
8. Scott Miller	1991-96	54	30	451	8.4	32	0
9. Terrell Buckley	1995-99	44	9	449	10.2	35	0
10. Nate Jacquet	1998-99	28	0	351	12.5	45	0

# TOP TWENTY SEASON LEADERS

## RUSHING YARDS

NAME	YEAR	YARDS
1. Delvin Williams	1978	1258
2. Lamar Smith	2000	1139
3. Larry Csonka	1972	1117
4. Karim Abdul-Jabbar	1996	1116
5. Larry Csonka	1971	1051
6. Larry Csonka	1973	1003
7. Mercury Morris	1972	1000
8. Karim Abdul-Jabbar	1998	960
9. Mercury Morris	1973	954
10. Mark Higgs	1992	915
11. Mark Higgs	1991	905
12. Karim Abdul-Jabbar	1997	892
13. Bernie Parmalee	1995	878
14. Mercury Morris	1975	875
15. Larry Csonka	1970	874
16. Bernie Parmalee	1994	868
17. Larry Csonka	1979	837
18. Sammie Smith	1990	831
19. Lorenzo Hampton	1986	830
20. Benny Malone	1976	797



## PASSING YARDS

	NAME	YEAR	YARDS
1.	Dan Marino	1984	5084
2.	Dan Marino	1986	4746
3.	Dan Marino	1994	4453
4.	Dan Marino	1988	4434
5.	Dan Marino	1985	4137
6.	Dan Marino	1992	4116
7.	Dan Marino	1989	3997
8.	Dan Marino	1991	3970
9.	Dan Marino	1997	3780
10.	Dan Marino	1995	3668
11.	Dan Marino	1990	3563
12.	Dan Marino	1998	3497
13.	Dan Marino	1987	3245
14.	Dan Marino	1996	2795
15.	Bob Griese	1968	2473
16.	David Woodley	1981	2470
17.	Dan Marino	1999	2448
18.	Jay Fielder	2000	2402
19.	Bob Griese	1977	2252
20.	Dan Marino	1983	2210

## PASSING TOUCHDOWNS

	NAME	YEAR	TOUCHDOWNS
1.	Dan Marino	1984	48
2.	Dan Marino	1986	44
3.	Dan Marino	1985	30
	Dan Marino	1994	30
5.	Dan Marino	1988	28
6.	Dan Marino	1987	26
7.	Dan Marino	1991	25
8.	Dan Marino	1989	24
	Dan Marino	1992	24
	Dan Marino	1995	24
11.	Dan Marino	1998	23
12.	Bob Griese	1977	22
13.	Bob Griese	1968	21
	Dan Marino	1990	21
15.	Dan Marino	1983	20
16.	Bob Griese	1971	19
17.	Bob Griese	1973	17
	Dan Marino	1996	17
19.	Bob Griese	1974	16
	Dan Marino	1997	16

## RECEPTIONS

	NAME	YEAR	RECEPTIONS
1.	O.J. McDuffie	1998	90
2.	Mark Clayton	1988	86
3.	O.J. McDuffie	1997	76
4.	Terry Kirby	1993	75
5.	O.J. McDuffie	1996	74
6.	Mark Clayton	1984	73
	Irving Fryar	1994	73
8.	Tony Nathan	1985	72
9.	Mark Duper	1984	71
10.	Mark Clayton	1985	70
	Mark Clayton	1991	70
	Mark Duper	1991	70
13.	Jack Clancy	1967	67
	Mark Duper	1986	67
	Tony Martin	1999	67
16.	Terry Kirby	1995	66
17.	Mark Clayton	1989	64
	Irving Fryar	1993	64

	NAME	YEAR	RECEPTIONS
19.	Irving Fryar	1995	62
	O.J. McDuffie	1995	62

### RECEIVING YARDS

	NAME	YEAR	YARDS
1.	Mark Clayton	1984	1389
2.	Mark Duper	1986	1313
3.	Mark Duper	1984	1306
4.	Irving Fryar	1994	1270
5.	Mark Clayton	1986	1150
6.	Mark Clayton	1988	1129
7.	Mark Duper	1991	1085
8.	Mark Clayton	1991	1053
9.	O.J. McDuffie	1998	1050
10.	Tony Martin	1999	1037
11.	Mark Clayton	1989	1011
12.	Irving Fryar	1993	1010
13.	Mark Duper	1983	1003
14.	Mark Clayton	1985	996
	Paul Warfield	1971	996
16.	O.J. McDuffie	1997	943
17.	O.J. McDuffie	1996	918
18.	Duriel Harris	1981	911
19.	Irving Fryar	1995	910
20.	Terry Kirby	1993	874

### POINTS

	NAME	YEAR	POINTS
1.	Olindo Mare	1999	144
2.	Pete Stoyanovich	1992	124
3.	Pete Stoyanovich	1991	121
4.	Pete Stoyanovich	1995	118
5.	Garó Yepremian	1971	117
	Olindo Mare	1997	117
	Olindo Mare	2000	117
8.	Fuad Reveiz	1985	116
9.	Garó Yepremian	1972	115
10.	Garó Yepremian	1973	113
11.	Uwe von Schamann	1981	109
	Pete Stoyanovich	1993	109
13.	Mark Clayton	1984	108
14.	Pete Stoyanovich	1994	107
15.	Pete Stoyanovich	1990	100
16.	Uwe von Schamann	1979	99
	Uwe von Schamann	1983	99
	Olindo Mare	1998	99
19.	Garó Yepremian	1978	98
20.	Garó Yepremian	1970	97

### SACKS

	NAME	YEAR	SACKS
1.	Bill Stanfill	1973	18.5
2.	Trace Armstrong	2000	16.5
3.	Doug Betters	1983	16.0
4.	Jason Taylor	2000	14.5
5.	Doug Betters	1984	14.0
6.	Bryan Cox	1992	14.0
7.	Trace Armstrong	1996	12.0
8.	Jeff Cross	1990	11.5
9.	Mel Branch	1968	11.0
	Vern Den Herder	1975	11.0
11.	Vern Den Herder	1972	10.5
	Jeff Cross	1993	10.5
	Trace Armstrong	1998	10.5
14.	Bill Stanfill	1972	10.0

	NAME	YEAR	SACKS
	Vern Den Herder	1973	10.0
	Bill Stanfill	1974	10.0
	Jeff Cross	1989	10.0
18.	Jeff Cross	1994	9.5
19.	Vern Den Herder	1978	9.0
	Vern Den Herder	1979	9.0
	Bob Baumhower	1981	9.0
	Charles Bowser	1984	9.0
	Daniel Stubbs	1996	9.0
	Jason Taylor	1998	9.0

### TACKLES

	NAME	YEAR	TACKLES
1.	Steve Towle	1976	217
2.	Zach Thomas	1996	180
3.	Rusty Chambers	1979	178
4.	Earnie Rhone	1981	171
5.	Zach Thomas	1999	167
6.	Steve Towle	1975	164
7.	Nick Buoniconti	1973	162
8.	Zach Thomas	1998	160
9.	Rusty Chambers	1978	151
10.	Zach Thomas	1997	149
11.	Bryan Cox	1994	147
12.	Nick Buoniconti	1972	146
13.	Bob Baumhower	1979	146
14.	Nick Buoniconti	1970	145
15.	Bob Baumhower	1978	144
16.	Bryan Cox	1995	142
17.	Steve Towle	1977	138
18.	Steve Towle	1979	137
19.	Bob Baumhower	1980	135
	John Offerdahl	1986	135

## DOLPHINS OUTSTANDING PERFORMANCES

### 300-PLUS PASSING YARDS

PLAYER	DATE	OPPONENT	ATT.	COMP.	YDS.	TD	INT.	LG
Dan Marino	10/23/88	N.Y. JETS	60	35	521	3	5	56
Dan Marino	9/4/94	NEW ENGLAND	42	23	473	5	1	64t
Dan Marino	12/2/84	L.A. RAIDERS	57	35	470	4	2	64
Dan Marino	10/1/95	at Cincinnati	48	33	450	2	1	58
Dan Marino	9/21/86	at N.Y. Jets	50	30	448	6	2	46t
Dan Marino	9/25/94	at Minnesota	54	29	431	3	3	43
Dan Marino	9/30/84	at St. Louis	36	24	429	3	0	51
Dan Marino	9/24/89	N.Y. JETS	55	33	427	3	2	43t
Dan Marino	11/4/84	at N.Y. Jets	42	23	422	2	2	54
* Dan Marino	12/30/95	at Buffalo	64	33	422	2	3	45t
* Dan Marino	1/6/85	PITTSBURGH	32	21	421	4	1	41
David Woodley	10/25/81	at Dallas	37	21	408	3	5	69t
Dan Marino	12/9/84	at Indianapolis	41	29	404	4	1	42
Dan Marino	11/16/86	at Buffalo	54	39	404	4	0	39
Dan Marino	12/12/88	CLEVELAND	50	30	404	4	3	46
* Don Strock	1/2/82	SAN DIEGO	43	29	403	4	1	50t
Dan Marino	12/14/86	at L.A. Rams	46	29	403	5	1	69t
Dan Marino	12/20/87	WASHINGTON	50	22	393	3	1	59t
Dan Marino	10/10/99	at Indianapolis	38	25	393	2	0	62



PLAYER	DATE	OPPONENT	ATT.	COMP.	YDS.	TD	INT.	LG
Dan Marino	9/29/85	at Denver	43	25	390	3	0	73
Dan Marino	11/23/87	at New England	60	38	389	0	3	27
Dan Marino	12/13/87	at Philadelphia	39	25	376	3	1	54
Dan Marino	10/12/87	at N.Y. Jets	38	27	372	2	0	36t
Bernie Kosar	10/15/95	at New Orleans	42	29	368	3	2	31t
Dan Marino	12/9/90	PHILADELPHIA	54	27	365	2	0	37
Steve DeBerg	12/5/93	N.Y. GIANTS	41	26	365	1	2	44
Dan Marino	11/10/85	N.Y. JETS	37	21	362	3	3	60
Dan Marino	11/6/88	at New England	51	29	359	1	2	32
Dan Marino	11/12/89	at N.Y. Jets	34	18	359	3	2	78t
Dan Marino	11/27/94	at N.Y. Jets	44	31	359	4	2	28t
Dan Marino	10/25/92	INDIANAPOLIS	45	25	355	2	3	48t
Dan Marino	12/21/98	DENVER	38	23	355	4	1	56t
Dan Marino	11/27/88	at N.Y. Jets	35	17	353	5	0	80t
Bob Griese	11/20/78	at Houston	33	23	349	2	1	47
Dan Marino	12/8/85	at Green Bay	44	30	345	5	1	61
Scott Mitchell	10/31/93	KANSAS CITY	44	23	344	3	0	77t
Steve DeBerg	12/13/93	PITTSBURGH	44	27	344	1	2	47
Dan Marino	12/3/95	ATLANTA	50	35	343	2	2	32
Dan Marino	12/17/84	DALLAS	40	23	340	4	2	63
Dan Marino	12/24/89	KANSAS CITY	47	28	339	3	1	35
Dan Marino	11/18/84	at San Diego	41	28	338	2	2	32
Dan Marino	10/12/86	BUFFALO	41	24	337	1	1	39
Dan Marino	10/22/89	GREEN BAY	37	24	333	2	2	61
Dan Marino	11/12/95	NEW ENGLAND	37	27	333	2	2	31t
Dan Marino	11/1/87	PITTSBURGH	31	25	332	4	2	50t
Dan Marino	11/17/85	at Indianapolis	37	22	330	1	0	42
Dan Marino	9/15/85	INDIANAPOLIS	48	29	329	2	0	26
Dan Marino	10/16/88	SAN DIEGO	45	26	329	1	0	51
Bob Griese	9/14/69	at Cincinnati	39	19	327	1	2	50
Dan Marino	11/18/91	BUFFALO	42	23	326	2	2	41
Dan Marino	9/7/97	TENNESSEE	43	24	324	0	0	50
* Dan Marino	1/12/91	at Buffalo	49	23	323	3	2	64t
Dan Marino	10/12/98	at Jacksonville	49	30	323	2	1	28
Don Strock	12/15/79	N.Y. JETS	41	26	322	1	2	38
Dan Marino	10/9/83	BUFFALO	29	19	322	3	2	63
Dan Marino	9/14/92	at Cleveland	35	25	322	1	0	47
Dan Marino	12/27/99	N.Y. JETS	52	29	322	3	3	32t
Dan Marino	10/14/84	HOUSTON	32	25	321	3	0	32
Dan Marino	10/6/91	at New England	38	25	321	2	0	34
Dan Marino	11/16/92	BUFFALO	33	22	321	2	1	55
Dan Marino	12/13/98	N.Y. JETS	57	30	321	1	1	31
Dan Marino	12/27/98	at Atlanta	36	21	320	1	2	50
** Dan Marino	1/20/85	vs. San Francisco	50	29	318	1	2	30
Dan Marino	10/21/84	at New England	39	24	316	4	1	28
Dan Marino	12/5/99	INDIANAPOLIS	38	24	313	3	1	33t
Dan Marino	11/20/94	at Pittsburgh	45	31	312	1	1	45
Dan Marino	9/2/84	at Washington	28	21	311	5	0	74
Dan Marino	12/4/94	BUFFALO	42	25	311	3	3	45t
Dan Marino	12/7/97	DETROIT	39	24	310	2	1	27t
David Woodley	9/27/81	at Baltimore	30	19	309	2	0	48
John Stofa	12/18/66	HOUSTON	38	22	307	4	2	48t
Dan Marino	12/1/91	TAMPA BAY	32	20	307	2	0	51
Bob Griese	10/17/76	KANSAS CITY	35	25	306	1	2	39
Dan Marino	12/4/88	INDIANAPOLIS	32	26	304	3	1	55
Dan Marino	11/30/86	ATLANTA	40	20	303	2	4	54t
Dan Marino	10/25/87	BUFFALO	36	24	303	4	0	25t
Dan Marino	10/20/85	TAMPA BAY	39	27	302	3	1	42
Dan Marino	9/28/86	SAN FRANCISCO	46	27	301	1	4	24
Dan Marino	12/10/89	NEW ENGLAND	32	21	300	0	1	36

### 100-PLUS RECEIVING YARDS

PLAYER	DATE	OPPONENT	NO.	YDS.	TD	LG
Mark Duper	11/10/85	N.Y. JETS	8	217	2	60t

PLAYER	DATE	OPPONENT	NO.	YDS.	TD	LG
Irving Fryar	9/4/94	NEW ENGLAND	5	211	3	54t
Nat Moore	10/4/81	N.Y. JETS	7	210	2	52
Mark Duper	10/9/83	BUFFALO	7	202	2	63
Duriel Harris	10/28/79	GREEN BAY	10	180	1	37t
Mark Duper	9/2/84	at Washington	6	178	2	74t
Mark Clayton	12/2/84	L.A. RAIDERS	9	177	2	64t
Mark Clayton	9/21/86	at N.Y. Jets	8	174	1	42
Mark Duper	9/23/84	INDIANAPOLIS	7	173	2	80t
Mark Duper	12/20/87	WASHINGTON	6	170	3	59t
Tony Martin	10/10/99	at Indianapolis	10	166	1	40
Duriel Harris	10/25/81	at Dallas	6	165	0	45
Jimmy Cefalo	10/25/81	at Dallas	5	164	1	69t
Mark Duper	9/30/84	at St. Louis	8	164	0	51
Bo Roberson	12/4/66	at Denver	6	161	0	71
Irving Fryar	9/25/94	at Minnesota	6	160	0	43
Paul Warfield	11/14/71	PITTSBURGH	3	158	3	86t
Mark Duper	11/4/84	at N.Y. Jets	7	155	0	54
Mark Duper	9/21/86	at N.Y. Jets	7	154	2	46t
* O.J. McDuffie	12/30/95	at Buffalo	11	154	1	31
Mark Clayton	10/23/88	N.Y. JETS	10	153	2	45t
Oronde Gadsden	12/27/98	at Atlanta	9	153	0	50
Mark Clayton	12/17/84	DALLAS	4	150	3	63t
* Mark Duper	1/6/85	PITTSBURGH	5	148	2	41t
Terry Kirby	12/19/93	BUFFALO	9	148	1	30t
Paul Warfield	9/19/71	at Denver	6	146	1	36
Duriel Harris	11/8/81	at New England	8	145	0	55
Mark Duper	12/14/86	at L.A. Rams	5	145	3	69t
Nat Moore	12/17/77	BUFFALO	5	144	1	67
Mark Clayton	9/30/84	at St. Louis	5	143	1	42
Mark Clayton	9/7/86	at San Diego	5	143	2	49t
Otto Stowe	11/27/72	ST. LOUIS	6	140	2	37t
* Paul Warfield	12/25/71	at Kansas City	7	140	0	42
Paul Warfield	11/17/74	BUFFALO	4	139	1	54
Fred Barnett	12/8/96	N.Y. GIANTS	4	139	0	66
Mark Clayton	9/1/91	at Buffalo	6	138	2	43t
O.J. McDuffie	10/27/97	CHICAGO	7	137	0	55
Lamar Thomas	12/21/98	DENVER	6	136	3	56t
O.J. McDuffie	9/7/97	TENNESSEE	8	135	0	50
Mark Duper	10/30/83	L.A. RAMS	7	134	1	46t
Mark Duper	12/9/91	CINCINNATI	7	134	1	43t
Paul Warfield	12/10/72	at N.Y. Giants	4	132	1	44
Mark Duper	10/23/88	N.Y. JETS	6	132	0	56
O.J. McDuffie	11/8/98	INDIANAPOLIS	9	132	2	61t
Mark Duper	10/15/89	at Cincinnati	5	129	0	41
Bo Roberson	9/18/66	at Buffalo	5	128	1	54t
Marlin Briscoe	11/12/72	NEW ENGLAND	4	128	2	51t
Mark Clayton	12/3/89	at Kansas City	9	128	1	47
Duriel Harris	10/9/77	at Baltimore	4	127	0	47
Nat Moore	9/30/79	at N.Y. Jets	8	127	1	36
Mark Clayton	12/9/84	at Indianapolis	9	127	1	32
Jack Clancy	12/3/67	at Houston	7	126	1	44t
* Paul Warfield	1/2/72	BALTIMORE	2	125	1	75t
Mark Clayton	11/5/89	INDIANAPOLIS	4	125	1	78t
Mark Duper	10/7/90	N.Y. JETS	5	125	2	69t
Howard Twilley	11/3/68	at San Diego	7	124	1	38
Nat Moore	10/10/76	at Baltimore	3	124	1	67t
Mark Duper	9/23/87	at New England	9	123	2	26
Oronde Gadsden	10/10/99	at Indianapolis	4	123	1	62
Paul Warfield	10/10/70	at N.Y. Jets	5	122	1	40
Mark Clayton	11/3/85	at New England	7	122	0	39
Mark Clayton	10/29/89	at Buffalo	7	122	1	44t
Mel Baker	12/15/74	NEW ENGLAND	4	121	2	46t
Nat Moore	9/23/79	CHICAGO	5	121	1	36
Mark Duper	11/20/83	BALTIMORE	5	121	1	85t
O.J. McDuffie	10/20/96	at Philadelphia	7	121	2	36
Paul Warfield	10/3/70	OAKLAND	3	120	2	54t

PLAYER	DATE	OPPONENT	NO.	YDS.	TD	LG
Tony Nathan	9/29/85	at Denver	10	120	0	73
Tony Martin	9/10/00	at Minnesota	6	120	0	44
Duriel Harris	11/18/79	at Cleveland	4	119	0	51
Fred Banks	12/10/89	NEW ENGLAND	6	119	0	36
Oronde Gadsden	10/23/00	at N.Y. Jets	7	119	0	29
Tony Nathan	9/28/80	NEW ORLEANS	7	118	0	22
Mark Duper	10/16/88	SAN DIEGO	7	118	1	51
Fred Banks	12/12/88	CLEVELAND	6	118	0	46
* O.J. McDuffie	1/9/99	at Denver	9	118	0	23
Tony Martin	10/17/99	at New England	7	118	1	69t
Paul Warfield	10/3/71	N.Y. JETS	5	117	0	32
Duriel Harris	9/9/79	SEATTLE	5	117	0	51
* Mark Duper	12/31/83	SEATTLE	9	117	1	32t
Ferrell Edmunds	11/27/88	at N.Y. Jets	2	117	1	80t
Mark Ingram	11/27/94	at N.Y. Jets	9	117	4	28t
Duriel Harris	11/12/76	BALTIMORE	5	116	0	44
Duriel Harris	11/25/79	at Baltimore	7	116	2	31t
Mark Clayton	11/27/88	at N.Y. Jets	7	116	2	31t
Mark Duper	11/30/86	ATLANTA	4	115	1	54t
Jack Clancy	11/19/67	at Oakland	8	114	0	39
Nat Moore	9/25/77	at San Francisco	3	114	1	73t
Duriel Harris	11/30/81	PHILADELPHIA	9	114	1	39
* Tony Nathan	1/2/82	SAN DIEGO	9	114	1	32
Freddie Solomon	12/5/76	BUFFALO	5	114	1	53t
* Tony Nathan	1/6/85	PITTSBURGH	8	114	0	30
Oronde Gadsden	1/2/00	at Washington	9	114	1	26
Joe Auer	9/17/67	DENVER	2	113	1	68t
Marlin Briscoe	9/15/74	at New England	9	113	1	20
Nat Moore	11/2/75	at Chicago	4	113	1	79t
Mark Duper	9/24/89	N.Y. JETS	6	113	0	26
* Mark Duper	1/12/91	at Buffalo	3	113	1	64t
Irving Fryar	11/20/94	at Pittsburgh	6	113	0	45
Irving Fryar	9/10/95	at New England	3	113	2	67t
Irving Fryar	11/13/94	CHICAGO	9	112	0	21
Frank Jackson	12/18/66	HOUSTON	4	110	1	48t
Mark Clayton	10/7/84	at Pittsburgh	5	110	0	33
Mark Duper	11/2/86	HOUSTON	2	110	1	85t
Jim Jensen	11/6/88	at New England	12	110	0	17
Scott Schwedes	12/18/88	at Pittsburgh	4	110	0	42
Tony Martin	10/4/93	WASHINGTON	4	110	1	80t
Irving Fryar	12/4/94	BUFFALO	5	110	2	45t
Irving Fryar	9/3/95	N.Y. JETS	5	110	2	50t
O.J. McDuffie	11/23/97	at New England	9	110	0	27
Duriel Harris	9/11/83	NEW ENGLAND	4	109	1	64t
Nat Moore	9/29/85	at Denver	5	109	1	69t
Mark Clayton	10/19/86	L.A. RAIDERS	4	109	1	68t
Mark Duper	11/16/86	at Buffalo	7	109	1	27t
* Keith Jackson	1/8/95	at San Diego	8	109	2	31
Tony Martin	12/5/99	INDIANAPOLIS	6	109	1	33t
Paul Warfield	10/31/71	at L.A. Rams	3	108	1	74t
Mark Clayton	12/12/88	CLEVELAND	8	108	2	21
O.J. McDuffie	11/6/94	INDIANAPOLIS	7	108	1	28t
Mark Duper	12/2/85	CHICAGO	5	107	0	52
Scott Schwedes	11/12/89	at N.Y. Jets	3	107	1	65t
Terry Kirby	12/13/93	PITTSBURGH	7	107	0	47
Larry Seiple	11/16/69	at Buffalo	8	106	0	25
Nat Moore	10/17/76	KANSAS CITY	5	106	0	39
* Duriel Harris	1/2/82	SAN DIEGO	6	106	0	34
Mark Clayton	10/28/84	BUFFALO	3	106	2	65t
Mark Clayton	9/15/85	INDIANAPOLIS	8	106	1	26
Tony Martin	12/1/91	TAMPA BAY	5	106	1	51
Mark Duper	12/15/91	at San Diego	8	106	0	39
O.J. McDuffie	11/10/96	INDIANAPOLIS	6	106	1	36
Charles Jordan	11/30/97	at Oakland	5	106	2	44t
Nat Moore	11/4/84	at N.Y. Jets	5	105	1	37t
Andre Brown	10/29/89	at Buffalo	5	105	1	44t



PLAYER	DATE	OPPONENT	NO.	YDS.	TD	LG
O.J. McDuffie	12/13/98	N.Y. JETS	11	105	1	20
Joe Auer	11/27/66	NEW ENGLAND	5	104	1	22
Karl Noonan	9/14/68	HOUSTON	7	104	1	44
Paul Warfield	9/15/74	at New England	5	104	0	39
Howard Twilley	10/17/76	KANSAS CITY	8	104	0	20
Mark Clayton	12/13/87	at Philadelphia	7	104	2	21
Tony Martin	10/13/91	at Kansas City	4	104	0	54
Paul Warfield	12/15/73	DETROIT	6	103	4	29
Irving Fryar	9/26/93	at Buffalo	7	103	1	36t
Mark Ingram	10/31/93	KANSAS CITY	4	103	1	77t
Irving Fryar	11/7/93	at N.Y. Jets	6	103	1	65t
Irving Fryar	11/27/94	at N.Y. Jets	5	103	0	25
Oronde Gadsden	12/5/99	INDIANAPOLIS	6	103	1	24t
Jack Clancy	10/8/67	KANSAS CITY	6	102	0	28
Larry Seiple	11/2/69	at N.Y. Jets	7	102	2	29t
Nat Moore	11/9/75	N.Y. JETS	4	102	0	63
Nat Moore	12/15/79	N.Y. JETS	5	102	0	34
Tony Nathan	11/20/80	SAN DIEGO	7	102	1	20
Mark Duper	9/28/86	SAN FRANCISCO	7	102	0	24
Mark Duper	10/5/86	at New England	4	102	0	45
Mark Clayton	12/10/89	NEW ENGLAND	6	102	0	34
Mark Clayton	12/24/89	KANSAS CITY	6	102	1	35
O.J. McDuffie	11/29/98	NEW ORLEANS	9	102	3	22t
Tony Martin	12/27/99	N.Y. JETS	6	102	1	32t
Jim Mandich	9/29/74	at San Diego	4	101	0	44
* Tony Nathan	1/4/86	CLEVELAND	10	101	0	39
Tony Nathan	9/28/86	SAN FRANCISCO	10	101	0	18
Mark Duper	10/19/86	L.A. RAIDERS	4	101	0	44
Tony Martin	9/13/99	at Denver	4	101	0	40
Mark Duper	11/1/87	PITTSBURGH	5	100	1	50t
Mark Clayton	9/29/91	at N.Y. Jets	7	100	1	25
Mark Duper	11/16/92	BUFFALO	5	100	0	55
Keith Jackson	9/18/94	N.Y. JETS	6	100	0	35
Charles Jordan	9/14/97	at Green Bay	4	100	1	44

### 100-PLUS RUSHING YARDS

PLAYER	DATE	OPPONENT	NO.	YDS.	TD	LG
* Lamar Smith	12/30/00	INDIANAPOLIS	40	209	2	24
+ Mercury Morris	9/30/73	NEW ENGLAND	15	197	3	70t
Gary Davis	12/17/77	BUFFALO	26	172	1	60t
Troy Stradford	11/22/87	at Dallas	17	169	1	51
Sammie Smith	9/9/90	at New England	23	159	1	27
Lamar Smith	10/23/00	at N.Y. Jets	23	155	2	68t
Karim Abdul-Jabbar	12/22/96	at N.Y. Jets	30	152	1	17t
Abner Haynes	9/17/67	DENVER	12	151	2	65t
Delvin Williams	11/9/80	at Los Angeles	12	151	0	65
Bernie Parmalee	10/16/94	L.A. RAIDERS	30	150	0	26
Lorenzo Hampton	11/24/86	N.Y. JETS	19	148	2	54t
Mark Higgs	9/1/91	at Buffalo	30	146	1	20
** Larry Csonka	1/13/74	vs. Minnesota	33	145	2	14t
Lamar Smith	9/3/00	SEATTLE	27	145	1	36
Mercury Morris	11/11/73	BALTIMORE	12	144	2	53t
Delvin Williams	11/12/78	at Buffalo	26	144	2	26t
Leroy Harris	12/5/77	BALTIMORE	17	140	1	77t
Benny Malone	10/9/77	at Baltimore	12	139	2	62t
Larry Csonka	10/24/71	at N.Y. Jets	20	137	2	21t
Delvin Williams	9/17/78	BUFFALO	24	135	1	18t
Mark Higgs	12/1/91	TAMPA BAY	25	131	1	19t
Andra Franklin	12/5/82	MINNESOTA	28	129	1	12t
Bernie Parmalee	12/12/94	KANSAS CITY	19	127	1	47t
Karim Abdul-Jabbar	11/15/98	at Carolina	25	127	1	30
Mercury Morris	10/5/75	at Green Bay	31	125	0	11
Lamar Smith	11/5/00	at Detroit	24	125	2	46t
Mercury Morris	10/26/75	at Buffalo	20	124	0	35
Karim Abdul-Jabbar	9/15/96	N.Y. JETS	23	124	2	29

PLAYER	DATE	OPPONENT	NO.	YDS.	TD	LG
Larry Csonka	12/2/74	CINCINNATI	24	123	0	24
Sammie Smith	11/5/89	INDIANAPOLIS	25	123	0	25
Bernie Parmalee	10/30/94	at New England	25	123	0	17
Larry Csonka	11/9/69	at Boston	16	121	1	54t
Jim Kiick	10/24/71	at N.Y. Jets	17	121	0	24
Don Nottingham	9/28/75	at New England	16	120	1	40t
Troy Stradford	12/7/87	N.Y. JETS	30	120	3	21
Bernie Parmalee	10/22/95	at N.Y. Jets	24	120	0	25
Benny Malone	10/31/76	NEW ENGLAND	21	119	0	17
Delvin Williams	9/3/78	at N.Y. Jets	11	119	1	58t
Tony Nathan	12/6/81	NEW ENGLAND	17	119	0	24
Larry Csonka	9/17/72	at Kansas City	21	118	1	17t
Benny Malone	10/24/76	at Tampa Bay	22	118	1	28
* Larry Csonka	12/30/73	OAKLAND	29	117	3	15
Mercury Morris	11/7/71	BUFFALO	13	116	1	45
Delvin Williams	10/22/78	at New England	19	116	1	24
Larry Csonka	12/6/70	NEW ENGLAND	21	115	1	30
Karim Abdul-Jabbar	9/1/96	NEW ENGLAND	26	115	1	14
Larry Csonka	11/27/72	ST. LOUIS	16	114	0	20
Larry Csonka	10/15/73	at Cleveland	21	114	2	13
* Larry Csonka	12/21/74	at Oakland	24	114	0	26
Mercury Morris	10/18/75	at N.Y. Jets	16	114	1	49
Mark Higgs	10/24/93	INDIANAPOLIS	17	114	0	31
Mercury Morris	12/3/72	at New England	15	113	0	20
** Larry Csonka	1/14/73	vs. Washington	15	112	0	22
* Andra Franklin	1/8/83	NEW ENGLAND	26	112	1	13
Jim Kiick	11/10/68	at Buffalo	23	111	1	25t
Benny Malone	10/3/76	L.A. RAMS	19	111	1	20
Mark Higgs	9/8/91	INDIANAPOLIS	27	111	0	24
Mark Higgs	9/20/92	L.A. RAMS	23	111	0	12
Troy Stradford	11/1/87	PITTSBURGH	19	110	1	13
Lorenzo Hampton	12/22/86	NEW ENGLAND	13	109	0	20
Larry Csonka	11/30/70	at Atlanta	19	108	1	18
Jim Kiick	9/26/71	at Buffalo	20	108	0	16
Benny Malone	11/3/74	ATLANTA	24	108	1	13
Leroy Harris	11/20/77	at Cincinnati	20	108	0	16
Sammie Smith	12/30/90	INDIANAPOLIS	29	108	1	13
Mark Higgs	11/21/93	NEW ENGLAND	19	108	0	29
Karim Abdul-Jabbar	10/19/97	at Baltimore	22	108	3	15
Karim Abdul-Jabbar	9/6/98	at Indianapolis	23	108	1	16
Karim Abdul-Jabbar	9/20/98	PITTSBURGH	33	108	1	18
Larry Csonka	10/22/72	BUFFALO	18	107	1	21
Mercury Morris	11/19/72	N.Y. JETS	23	107	2	20t
Larry Csonka	11/4/73	at N.Y. Jets	19	107	0	16
Norm Bulaich	9/13/76	at Buffalo	19	107	0	26
Delvin Williams	10/9/78	CINCINNATI	24	107	0	19
Andra Franklin	12/12/82	at New England	23	107	0	15
Mark Higgs	11/8/92	at Indianapolis	20	107	1	22
Jim Kiick	11/2/69	at N.Y. Jets	15	106	0	27
Mercury Morris	11/5/72	at Buffalo	11	106	2	33
* Mercury Morris	12/23/73	CINCINNATI	20	106	1	25
Larry Csonka	9/29/74	at San Diego	21	106	2	14
J.J. Johnson	11/21/99	NEW ENGLAND	31	106	1	14
Benny Malone	10/16/77	N.Y. JETS	22	105	1	15t
Joe Carter	10/14/84	HOUSTON	13	105	1	25
Jim Kiick	10/6/68	at Houston	26	104	0	12
Larry Csonka	11/29/71	CHICAGO	16	104	1	19
Larry Csonka	9/16/73	SAN FRANCISCO	22	104	0	25
Benny Malone	10/27/74	BALTIMORE	19	104	1	23t
Benny Malone	12/8/74	at Baltimore	17	104	0	17
Gary Davis	11/24/77	at St. Louis	20	104	0	16
Karim Abdul-Jabbar	11/3/96	at New England	29	104	2	15
Larry Csonka	9/26/71	at Buffalo	20	103	1	17
Andra Franklin	9/12/82	at N.Y. Jets	28	103	2	18
Bernie Parmalee	11/5/95	at San Diego	19	103	0	40

PLAYER	DATE	OPPONENT	NO.	YDS.	TD	LG
Karim Abdul-Jabbar	11/9/97	N.Y. JETS	25	103	2	13
Larry Csonka	10/8/72	at N.Y. Jets	18	102	0	15
Don Nottingham	10/27/74	BALTIMORE	19	102	1	24
Don Nottingham	10/5/75	at Green Bay	21	102	3	14
Bernie Parmalee	11/26/95	at Indianapolis	20	102	0	15
Andra Franklin	11/1/81	BALTIMORE	23	101	0	15
Mercury Morris	10/28/73	at New England	14	100	1	11
Terry Kirby	9/8/94	N.Y. JETS	15	100	1	30
Lamar Smith	12/3/00	at Buffalo	28	100	0	22

\* Playoff game

\*\* Super Bowl

+ Single-game record by two rushers, 277 yards; includes Larry Csonka 18 for 80.

## OPPONENTS INDIVIDUAL RECORDS

The following individual records relate solely to service against the Miami Dolphins. They include National Football League regular-season statistics only – with the exception of those single-game records marked by “\*” or “\*\*”.

\* Playoff game

\*\* Super Bowl

### RUSHING

#### MOST RUSHING YARDS

##### Career

- 1,620 Thurman Thomas, Buffalo (20 games), 364 attempts
- 1,507 Freeman McNeil, N.Y. Jets (21 games), 281 attempts
- 1,177 O.J. Simpson, Buffalo (17 games), 240 attempts
- 1,065 Eric Dickerson, L.A. Rams, Ind., L.A. Raiders (11 games), 231 attempts
- 912 Lydell Mitchell, S.D., Balt. (12 games), 235 attempts

##### Game

- 203 O.J. Simpson, Buffalo (12/5/76 at Miami), 24 attempts
- 203 Rueben Mayes, New Orleans (12/7/86 at New Orleans), 28 attempts
- 199 Earl Campbell, Houston (11/20/78 at Houston), 28 attempts
- \*199 Terrell Davis, Denver (1/9/99 at Denver), 21 attempts
- 173 Freeman McNeil, N.Y. Jets (11/14/85 at New York), 28 attempts
- 173 Ricky Watters, Philadelphia (10/20/96 at Philadelphia), 25 attempts

#### MOST RUSHING ATTEMPTS

##### Career

- 364 Thurman Thomas, Buffalo (20 games)
- 281 Freeman McNeil, N.Y. Jets (21 games)
- 240 O.J. Simpson, Buffalo (17 games)
- 235 Lydell Mitchell, S.D., Balt. (eight games)
- 231 Eric Dickerson, L.A. Rams, Ind., L.A. Raiders (11 games)

#### Game

- \*\*38 John Riggins, Washington (1/30/83 at Pasadena), 166 yards
- 36 James Jones, Detroit (10/27/85 at Detroit), 114 yards
- 36 Curtis Martin, N.Y. Jets (10/4/98 at New York), 108 yards
- 35 Lydell Mitchell, Baltimore (12/9/73 at Baltimore), 104 yards
- 35 Thurman Thomas, Buffalo (12/17/95 at Buffalo), 148 yards

#### MOST RUSHING TOUCHDOWNS

##### Career

- 8 Jim Nance, Boston, N.Y. Jets (10 games)
- 8 Thurman Thomas, Buffalo (20 games)
- 8 Curtis Martin, N.E., N.Y. Jets (11 games)
- 7 Marcus Allen, Oak./L.A. Raiders, K.C. (eight games)
- 6 Eric Dickerson, L.A. Rams, Ind., L.A. Raiders (11 games)
- 6 Lydell Mitchell, S.D., Balt. (12 games)
- 6 Kenneth Davis, G.B., Buff. (13 games)

##### Game

- 4 Earl Campbell, Houston (11/20/78 at Houston)
- 3 Paul Robinson, Cincinnati (11/17/68 at Cincinnati)
- 3 Don McCauley, Baltimore (11/23/75 at Miami)
- 3 Marcus Allen, L.A. Raiders (12/2/84 at Miami)
- 3 Merrill Hoge, Pittsburgh (11/26/89 at Miami)
- 3 Earnest Byner, Washington (12/2/90 at Washington)
- 3 Rod Bernstine, San Diego (12/15/91 at San Diego)
- 3 Kenneth Davis, Buffalo (12/19/93 at Miami)
- 3 Natrone Means, San Diego (12/27/93 at San Diego)
- 3 Curtis Martin, New England (11/3/96 at New England)



## HIGHEST RUSHING AVERAGE

### Career (minimum 125 attempts)

- 5.4 Freeman McNeil, N.Y. Jets (21 games), 281/1,507 yards
- 5.2 Jim Nance, Bost., N.Y. Jets (10 games), 167/867 yards
- 5.0 O.J. Simpson, Buffalo (17 games), 240/1,177 yards

### Game (minimum 10 attempts)

- 10.4 Curtis Brown, Buffalo (11/12/78 at Buffalo), 11/114 yards
- 10.2 Johnny Hector, N.Y. Jets (12/22/91 at Miami), 13/132 yards
- \*10.1 Earnest Byner, Cleveland (1/4/86 at Miami), 16/161 yards
- 9.8 Robert Holmes, Kansas City (9/28/68 at Miami), 13/128 yards

## MOST 100-YARD RUSHING GAMES

- 7 Eric Dickerson, L.A. Rams, Ind., L.A. Raiders (11 games)
- 6 Thurman Thomas, Buffalo (20 games)
- 5 Freeman McNeil, N.Y. Jets (21 games)
- 5 Jim Nance, Bost., N.Y. Jets (10 games)

## LONGEST RUNS FROM SCRIMMAGE

- \*90t Fred Taylor, Jacksonville (1/15/00 at Jacksonville)
- 81t Earl Campbell, Houston (11/20/78 at Houston)
- 80t Carl Garrett, Boston (11/9/69 at Boston)
- 77t Fred Taylor, Jacksonville (10/12/98 at Jacksonville)
- 76t Robert Holmes, Kansas City (9/28/68 at Miami)
- 75t O.J. Simpson, Buffalo (12/5/76 at Miami)
- \*66t Earnest Byner, Cleveland (1/4/86 at Miami)
- 65t Natrone Means, San Diego (12/27/93 at San Diego)
- 64t Hoyle Granger, Houston (12/23/67 at Miami)
- 64t Lydell Mitchell, Baltimore (10/9/77 at Baltimore)
- 63t Rod Bernstine, San Diego (12/15/91 at San Diego)
- \*62 Terrell Davis, Denver (1/9/99 at Denver)
- 59t Henry Marshall, Kansas City (10/17/76 at Miami)
- 58 Freeman McNeil, N.Y. Jets (9/29/91 at New York)
- 56t Don Woods, San Diego (9/29/74 at San Diego)
- 55t Mosi Tatupu, New England (11/13/83 at New England)

## PASSING

### MOST YARDS PASSING

#### Career

- 4,902 Joe Ferguson, Buff., T.B., Ind. (25 games)
- 4,560 Jim Kelly, Buffalo (20 games)
- 4,209 Drew Bledsoe, New England (16 games)
- 3,837 Ken O'Brien, N.Y. Jets, Phil. (16 games)
- 3,709 Steve Grogan, New England (22 games)

#### Game

- 479 Ken O'Brien, N.Y. Jets (9/21/86 at New York), 29 of 43
- 436 James Harris, L.A. Rams (10/3/76 at Miami), 17 of 29
- \*433 Dan Fouts, San Diego (1/2/82 at Miami), 33 of 53
- 423 Drew Bledsoe, New England (11/23/98 at New England), 28 of 54
- 421 Drew Bledsoe, New England (9/4/94 at Miami), 32 of 51

## MOST PASS ATTEMPTS

### Career

- 723 Joe Ferguson, Buff., T.B., Ind. (25 games)
- 621 Jim Kelly, Buffalo (20 games)
- 600 Drew Bledsoe, New England (16 games)
- 535 Steve Grogan, New England (22 games)
- 489 Ken O'Brien, N.Y. Jets, Phil. (16 games)

### Game

- 59 Vinny Testaverde, N.Y. Jets (10/23/00 at New York), 36 completions
- 56 Dan Fouts, San Diego (11/18/84 at San Diego), 37 completions
- 55 Joe Ferguson, Buffalo (10/9/83 at Miami), 38 completions
- 55 Steve Bono, Kansas City (12/12/94 at Miami), 33 completions
- 54 Drew Bledsoe, New England (11/23/98 at New England), 28 completions

## MOST PASS COMPLETIONS

### Career

- 418 Joe Ferguson, Buff., T.B., Ind. (25 games)
- 388 Jim Kelly, Buffalo (20 games)
- 326 Drew Bledsoe, New England (16 games)
- 303 Ken O'Brien, N.Y. Jets, Phil. (16 games)
- 280 Steve Grogan, New England (22 games)

### Game

- 38 Joe Ferguson, Buffalo (10/9/83 at Miami), 55 attempts
- 37 Dan Fouts, San Diego (11/18/84 at San Diego), 56 attempts
- 36 Vinny Testaverde, N.Y. Jets (10/23/00 at New York), 59 attempts
- \*33 Dan Fouts, San Diego (1/2/82 at Miami), 53 attempts
- 33 Steve Bono, Kansas City (12/12/94 at Miami), 55 attempts
- 33 Troy Aikman, Dallas (10/27/96 at Miami), 41 attempts

## MOST CONSECUTIVE PASS COMPLETIONS

- 15 Steve DeBerg, San Francisco (11/16/80 at Miami)

## MOST TOUCHDOWN PASSES

### Career

- 26 Joe Ferguson, Buff., T.B., Ind. (25 games)
- 25 Ken O'Brien, N.Y. Jets, Phil. (16 games)
- 24 Jim Kelly, Buffalo (20 games)
- 21 Steve Grogan, New England (22 games)
- 21 Drew Bledsoe, New England (16 games)

### Game

- 5 Len Dawson, Kansas City (10/8/67 at Kansas City)

- 5 Babe Parilli, Boston (10/15/67 at Boston)
- 5 Joe Ferguson, Buffalo (10/9/83 at Miami)
- 5 Vinny Testaverde, N.Y. Jets (10/23/00 at New York)
- 4 17 times (last – Jim Harbaugh at Indianapolis, 12/14/97)

#### **MOST PASSES HAD INTERCEPTED**

##### **Career**

- 33 Joe Ferguson, Buff., T.B., Ind. (25 games)
- 25 Richard Todd, N.Y. Jets (14 games)
- 25 Joe Namath, N.Y. Jets (16 games)
- 25 Steve Grogan, New England (22 games)
- 25 Drew Bledsoe, New England (16 games)

##### **Game**

- 6 Joe Namath, N.Y. Jets (10/19/75 at New York), 24 attempts
- 6 Donald Hollas, Oakland (12/6/98 at Oakland), 31 attempts
- \*5 Mike Phipps, Cleveland (12/24/72 at Miami), 23 attempts
- 5 Bill Troup, Baltimore (9/10/78 at Baltimore), 33 attempts
- 5 Ken Stabler, Oakland (12/10/78 at Miami), 36 attempts
- \*5 Dan Fouts, San Diego (1/6/83 at Miami), 34 attempts
- \*5 Richard Todd, N.Y. Jets (1/23/83 at Miami), 37 attempts
- 5 Richard Todd, N.Y. Jets (10/16/83 at New York), 26 attempts
- 5 Drew Bledsoe, New England (11/21/99 at Miami), 34 attempts

#### **HIGHEST COMPLETION PERCENTAGE**

##### **Career (minimum 100 completions)**

- 69.9 Troy Aikman, Dallas (four games), 102 of 146 attempts
- 68.9 Warren Moon, Hou., Minn. (six games), 102 of 148 attempts
- 65.3 Bernie Kosar, Cleveland (seven games), 130 of 199 attempts
- 62.4 Jim Kelly, Buffalo (20 games), 388 of 621 attempts
- 62.4 Dan Fouts, San Diego (six games), 136 of 218 attempts

##### **Game (minimum 12 completions)**

- 86.7 Joe Namath, N.Y. Jets (10/22/67 at Miami), 13 of 15
- 82.6 Warren Moon, Houston (10/1/89 at Houston), 19 of 23
- 80.5 Troy Aikman, Dallas (10/27/96 at Miami), 33 of 41
- 80.0 Babe Parilli, Boston (10/15/67 at Boston), 16 of 20
- 80.0 Chris Chandler, Indianapolis (12/4/88 at Miami), 12 of 15

#### **MOST 300-YARD PASSING GAMES**

##### **Career**

- 5 Drew Bledsoe, New England (16 games)
- 3 Ken O'Brien, N.Y. Jets, Phil. (16 games)
- 3 Joe Ferguson, Buff., T.B., Ind. (25 games)
- 3 Jim Kelly, Buffalo (20 games)

#### **LONGEST PASS PLAYS**

- 93t Mike Livingston to Otis Taylor, 79 yards; lateral to Robert Holmes, 14 yards (10/19/69 at Kansas City)
- 92t Joe Ferguson to Frank Lewis (9/17/78 vs. Buffalo)
- 89t Len Dawson to Otis Taylor (11/13/66 at Kansas City)
- 89t Joe Namath to Richard Caster (10/7/74 at N.Y. Jets)
- 84t Drew Bledsoe to Ben Coates (11/3/96 at New England)
- 83t Jim Kelly to Andre Reed (12/4/94 vs. Buffalo)
- \*82t Daryle Lamonica to Rod Sherman (12/27/70 at Oakland)
- 82t Dan Pastorini to Charlie Joiner (9/24/72 vs. Houston)
- 80t Sam Wyche to Bob Trumpy (11/17/68 vs. Cincinnati)
- 80t Ken Anderson to Isaac Curtis (11/28/83 vs. Cincinnati)
- 80t Warren Moon to Butch Woolfolk (9/8/85 at Houston)
- 80t Mike Pagel to Wayne Capers (11/17/85 at Indianapolis)
- 80t John Friesz to Brian Blades (10/6/96 vs. Seattle)

---

#### **RECEIVING**

---

#### **MOST RECEPTIONS**

##### **Career**

- 122 Andre Reed, Buffalo (28 games)
- 78 Al Toon, N.Y. Jets (14 games)
- 71 Stanley Morgan, N.E., Ind. (23 games)
- 70 Wesley Walker, N.Y. Jets (18 games)
- 67 Thurman Thomas, Buffalo (20 games)

##### **Game**

- 15 Isaac Bruce, St. Louis (12/24/95 at St. Louis), 210 yards
- 14 Al Toon, N.Y. Jets (11/27/88 at New York), 181 yards
- \*13 Kellen Winslow, San Diego (1/2/82 at Miami), 166 yards
- 12 Eric Sievers, San Diego (11/18/84 at Miami), 119 yards
- 12 Michael Irvin, Dallas (10/27/96 at Miami), 186 yards
- 12 Richie Anderson, N.Y. Jets (10/23/00 at New York), 109 yards

#### **MOST RECEIVING YARDS**

##### **Career**

- 1,731 Andre Reed, Buffalo (28 games), 122 receptions
- 1,423 Stanley Morgan, N.E., Ind. (23 games), 71 receptions
- 1,342 Wesley Walker, N.Y. Jets (18 games), 70 receptions
- 1,094 Al Toon, N.Y. Jets (14 games), 78 receptions
- 978 Irving Fryar, N.E., Phil., Wash. (20 games), 61 receptions

## Game

- \*240 Eric Moulds, Buffalo (1/2/99 at Miami), 9 receptions
- 220 Ron Jessie, Los Angeles (10/3/76 at Miami), 7 receptions
- 210 Isaac Bruce, St. Louis (12/24/95 at St. Louis), 15 receptions
- 194 Wesley Walker, N.Y. Jets (9/21/86 at New York), 6 receptions
- 186 Michael Irvin, Dallas (10/27/96 at Miami), 12 receptions

## MOST RECEIVING TOUCHDOWNS

### Career

- 17 Wesley Walker, N.Y. Jets (18 games), 70 receptions
- 13 Irving Fryar, N.E., Phil., Wash. (20 games), 61 receptions
- 10 Andre Reed, Buffalo (28 games), 122 receptions
- 9 Ben Coates, New England, Baltimore (15 games), 61 receptions
- 7 Wayne Chrebet, N.Y. Jets (12 games), 46 receptions

## Game

- 4 Jimmie Giles, Tampa Bay (10/20/85 at Miami)
- 4 Wesley Walker, N.Y. Jets (9/21/86 at New York)
- 4 Irving Fryar, Philadelphia (10/20/96 at Philadelphia)
- 3 Jim Whalen, Boston (10/15/67 at Boston)
- 3 Billy Cannon, Oakland (11/19/67 at Oakland)
- 3 Don Maynard, N.Y. Jets (12/1/68 at New York)
- 3 Morris Owens, Tampa Bay (10/24/76 at Tampa)
- 3 Sammy White, Minnesota (12/11/76 at Miami)
- 3 Cris Carter, Minnesota (9/25/94 at Minnesota)
- 3 Carl Pickens, Cincinnati (10/1/95 at Cincinnati)
- 3 Ken Dilger, Indianapolis (12/14/97 at Indianapolis)
- 3 Ed McCaffrey, Denver (9/13/99 at Denver)

## HIGHEST RECEIVING AVERAGE

### Career (minimum 40 receptions)

- 20.0 Stanley Morgan, N.E., Ind. (23 games), 71/1,423 yards
- 19.2 Wesley Walker, N.Y. Jets (18 games), 70/1,342 yards
- 16.8 Shawn Jefferson, S.D., N.E. (11 games), 40/670 yards
- 16.6 Rob Moore, N.Y. Jets, Ariz. (12 games), 48/799
- 16.0 Irving Fryar, N.E., Phil., Wash. (20 games), 61/978 yards

### Game (minimum three receptions)

- 43.3 Theo Bell, Pittsburgh (11/30/80 at Pittsburgh), 4/173 yards
- 40.0 Butch Woolfolk, Houston (9/8/85 at Houston), 3/120 yards

- 39.0 Richard Caster, N.Y. Jets (10/7/74 at Miami), 3/117 yards
- 38.0 Stanley Morgan, New England (10/21/84 at New England), 3/114 yards

## MOST 100-YARD RECEIVING GAMES

- 5 Al Toon, N.Y. Jets (14 games)
- 5 Andre Reed, Buffalo (28 games)
- 5 Stanley Morgan, N.E., Ind. (23 games)
- 4 Wesley Walker, N.Y. Jets (18 games)
- 3 Otis Taylor, Kansas City (six games)
- 3 Tim Brown, Oakland (eight games)
- 3 Wayne Chrebet, N.Y. Jets (12 games)

## FIELD GOALS

## MOST FIELD GOALS

### Game

- 5 Roy Gerela, Houston (9/28/69 at Houston), 5 attempts
- 5 Dean Biasucci, Indianapolis (9/25/88 at Indianapolis), 6 attempts
- \*5 Steve Christie, Buffalo (1/17/93 at Miami), 6 attempts
- 4 George Blanda, Oakland (9/23/73 at Oakland), 4 attempts
- 4 Rick Danmeier, Minnesota (9/16/79 at Minnesota), 4 attempts
- 4 Matt Bahr, Cleveland (11/10/86 at Cleveland), 5 attempts
- 4 Dean Biasucci, Indianapolis (11/15/87 at Miami), 4 attempts
- 4 Gary Anderson, Pittsburgh (12/18/88 at Pittsburgh), 4 attempts
- 4 Steve Christie, Buffalo (11/16/92 at Miami), 5 attempts
- 4 Jeff Jaeger, Chicago (10/27/97 at Miami), 4 attempts (OT)
- 4 Adam Vinatieri, New England (11/23/98 at New England), 4 attempts

## LONGEST FIELD GOALS

- 59 Steve Christie, Buffalo (9/26/93 at Buffalo)
- 55 Dean Biasucci, Indianapolis (12/30/90 at Miami)
- 55 Matt Bahr, New England (11/12/95 at Miami)
- 54 Steve Christie, Buffalo (11/16/92 at Miami)
- 53 Roger Ruzek, Philadelphia (12/9/90 at Miami)
- 53 David Akers, Philadelphia (10/24/99 at Miami)
- 53 Mike Vanderjagt, Indianapolis (12/5/99 at Miami)
- 52 Jan Stenerud, Kansas City (9/28/68 at Miami)
- 52 Raul Allegre, Indianapolis (12/9/84 at Indianapolis)
- 52 Norm Johnson, Atlanta (10/11/92 at Miami)
- 52 Jason Elam, Denver (12/21/98 at Miami)
- 52 Steve Christie, Buffalo (10/4/99 at Miami)
- 51 Charlie Gogolak, New England (10/17/71 at Miami)



- 51 Bruce Alford, Buffalo (10/12/68 at Miami)
- 51 Dean Biasucci, Indianapolis (9/25/88 at Indianapolis)
- 51 Mike Vanderjagt, Indianapolis (9/6/98 at Indianapolis)
- 51 Ryan Longwell, Green Bay (10/29/00 at Miami)
- 50 John Leyboldt, Buffalo (10/21/73 at Miami)
- 50 Eddie Murray, Detroit (10/27/85 at Detroit)
- 50 Dean Biasucci, Indianapolis (9/20/87 at Indianapolis)
- 50 Dean Biasucci, Indianapolis (9/25/88 at Indianapolis)
- 50 Matt Bahr, Cleveland (10/18/89 at Miami)
- 50 Jim Breech, Cincinnati (12/9/91 at Miami)
- 50 Cary Blanchard, Indianapolis (12/14/97 at Indianapolis)
- \*50 Todd Peterson, Seattle (1/9/00 at Seattle)
- \*50 Mike Vanderjagt, Indianapolis (12/30/00 at Miami)

---

## INTERCEPTIONS

---

### MOST INTERCEPTIONS

#### Career

- 7 Johnny Robinson, Kansas City (six games)
- 6 Raymond Clayborn, N.E., Clev. (16 games)
- 6 Willie Brown, Oakland (10 games)
- 6 Ronnie Lippett, New England (16 games)
- 6 Mike Prior, Ind., G.B. (12 games)

#### Game

- 3 Clarence Duren, San Diego (10/30/77 at Miami), 45 yards
- 3 Jeff Nixon, Buffalo (9/7/80 at Buffalo), 51 yards
- 3 Erik McMillan, N.Y. Jets (10/23/88 at Miami), 57 yards
- 3 Marcus Coleman, N.Y. Jets (10/23/00 at N.Y. Jets), 7 yards

### MOST INTERCEPTION RETURN YARDS

#### Game

- 151 Mike Haynes, L.A. Raiders (12/2/84 at Miami), 2 interceptions

### LONGEST INTERCEPTION RETURNS

- 102t Eddie Anderson, L.A. Raiders (12/14/92 at Miami), Dan Marino
- 100t Aaron Glenn, N.Y. Jets (9/15/96 at Miami), Dan Marino
- 100t Jimmy Hitchcock, New England (11/23/97 at New England), Dan Marino
- 98t Marcus Coleman, N.Y. Jets (12/27/99 at Miami), Dan Marino
- 97t Mike Haynes, L.A. Raiders (12/2/84 at Miami), Dan Marino
- 97t Najee Mustafaa, Cleveland (10/10/93 at Cleveland), Scott Mitchell
- 90t Steve Emtman, Indianapolis (10/25/92 at Miami), Dan Marino
- \*90t Tory James, Oakland (1/6/01 at Oakland), Jay Fiedler

- 87 Victor Green, N.Y. Jets (12/13/98 at Miami), Dan Marino
- 83t Erik McMillan, N.Y. Jets (9/29/91 at New York), Dan Marino
- 79t Rob Kelly, New Orleans (11/29/98 at Miami), Dan Marino
- 78t Dwayne Woodruff, Pittsburgh (12/18/88 at Pittsburgh), Dan Marino
- 76t Dave Grayson, Oakland (9/20/69 at Oakland), Bob Griese
- 73 Ronnie Lippett, New England (9/9/90 at New England), Dan Marino
- 71t Darrol Ray, N.Y. Jets (12/20/80 at Miami), David Woodley
- 70t Ronnie Lott, four yards; lateral to Tom Holmoe, 66 yards, San Francisco (9/20/86 at Miami), Dan Marino
- 68 Freddie Robinson, Indianapolis (11/15/87 at Miami), Don Strock
- 67t Brian Dawkins, Philadelphia (10/24/99 at Miami), Damon Huard
- 67t Omar Stoutmire, N.Y. Jets (12/12/99 at N.Y. Jets), Dan Marino
- 66t Ken Houston, Houston (9/14/68 at Miami), Bob Griese
- 65t Kenny Graham, San Diego (10/11/69 at Miami), Bob Griese
- 64t Bryant Westbrook, Detroit (12/7/97 at Miami), Dan Marino
- 60t Butch Byrd, Buffalo (9/18/66 at Buffalo), Rick Norton
- 60t Larry Whigham, New England (11/23/97 at New England), Dan Marino

---

## LONGEST PLAYS

---

### PUNTS

- 89 Luke Prestridge, New England (10/21/84 at New England)
- 80 Chris Mohr, Buffalo (10/13/96 at Buffalo)
- 73 Rich Camarillo, New England (9/13/87 at New England)
- 73 Josh Miller, Pittsburgh (9/20/98 at Miami)
- 72 Rohn Stark, Indianapolis (9/23/84 at Miami)

### PUNT RETURNS

- 84t Clarence Verdin, Indianapolis (10/25/92 at Miami)
- 83t Billy Johnson, Houston (11/16/75 at Houston)
- 80t Ron Gardin, Baltimore (11/1/70 at Baltimore)
- 75t Dewell Brewer, Indianapolis (12/18/94 at Indianapolis)
- 72t Butch Byrd, Buffalo (9/18/66 at Buffalo)
- 70t Robbie Martin, Indianapolis (11/17/85 at Indianapolis)
- 64t Kevin Williams, Dallas (11/25/93 at Dallas)
- \*56t Wes Chandler, San Diego (1/2/82 at Miami)

### KICKOFF RETURNS

- 102t Harold Hart, Oakland (9/22/75 at Oakland)

- 99t Jim Duncan, Baltimore (11/1/70 at Baltimore)  
 97t Terrence Wilkins, Indianapolis (10/10/99 at Indianapolis)  
 96t Emerson Boozer, N.Y. Jets (11/20/66 at New York)

#### FUMBLE RETURNS

- 100t Chris Martin, Kansas City (10/13/91 at Kansas City), Sammie Smith  
 \*79t Neil Smith, Denver (1/9/99 at Denver), Oronde Gadsden  
 66t Greg Townsend, L.A. Raiders (9/19/83 at L.A. Raiders), David Woodley  
 62t Hugh Douglas, N.Y. Jets (12/22/96 at N.Y. Jets), Stanley Pritchett  
 59t Gabe Northern, Buffalo (10/4/99 at Miami), Dan Marino

- 58t Rick Redman, San Diego (10/2/66 at San Diego), Dick Wood  
 58 Randy McClanahan, Buffalo (11/12/78 at Buffalo), Bob Griese  
 56t Rodney Culver, Indianapolis (9/5/93 at Indianapolis), O.J. McDuffie  
 54t Chris Goode, Indianapolis (10/28/90 at Indianapolis), Tony Paige  
 50 Gary Hogeboom, Indianapolis (9/14/86 at Miami), his own  
 \*\*49t Mike Bass, Washington (1/14/73 at Los Angeles), Garo Yepremian

#### BLOCKED FIELD GOALS

- 78t George Radachowsky, N.Y. Jets (9/24/89 at Miami), Pete Stoyanovich  
 76t Charles Romes, Buffalo (9/2/79 at Buffalo), Uwe von Schamann

## OPPONENTS TOP TENS

### RUSHING

PLAYER	TEAMS	GAMES	NO.	YDS.	AVG.	LG	TD
1. Thurman Thomas	Buffalo	20	364	1620	4.5	30t	8
2. Freeman McNeil	N.Y. Jets	21	281	1507	5.4	58	2
3. O.J. Simpson	Buffalo	17	240	1177	4.9	75t	4
4. Eric Dickerson	L.A. Rams, Indianapolis, L.A. Raiders	11	231	1065	4.6	40	6
5. Lydell Mitchell	San Diego Baltimore	12	235	912	3.9	64t	6
6. Jim Nance	N.Y. Jets, Boston	10	167	867	5.2	30t	8
7. Curtis Martin	New England, N.Y. Jets	11	226	780	3.5	37	8
8. Sam Cunningham	New England	12	167	610	3.7	19	5
9. Joe Cribbs	Buffalo	9	146	607	4.2	62t	3
10. Marcus Allen	L.A. Raiders, K.C.	10	117	603	5.2	52t	7

### PASSING

PLAYER	TEAMS	GAMES	ATT.	COMP.	YDS.	PCT.	TD	INT.
1. Joe Ferguson	Buffalo, Tampa Bay, Indianapolis	25	723	418	4902	57.8	26	33
2. Jim Kelly	Buffalo	20	621	388	4560	62.5	24	19
3. Drew Bledsoe	New England	16	600	326	4209	54.3	21	25
4. Ken O'Brien	N.Y. Jets, Philadelphia	16	489	303	3837	62.0	25	13
5. Steve Grogan	New England	22	535	280	3709	52.3	21	25
6. Joe Namath	N.Y. Jets	16	388	201	2952	51.8	19	25
7. Richard Todd	N.Y. Jets	14	354	203	2718	57.3	18	25
8. Bert Jones	Baltimore, L.A. Rams	13	326	188	2388	57.7	15	6
9. Boomer Esiason	Cincinnati, N.Y. Jets, Arizona	9	282	167	2101	59.2	12	12
10. Jim Plunkett	New England, Oakland	11	274	142	1771	51.8	10	12

### RECEIVING

PLAYER	TEAMS	GAMES	NO.	YDS.	AVG.	LG	TD
1. Andre Reed	Buffalo	28	122	1731	14.2	83t	10
2. Al Toon	N.Y. Jets	14	78	1094	14.0	44t	3
3. Stanley Morgan	New England, Indianapolis	23	71	1423	20.0	76t	6
4. Wesley Walker	N.Y. Jets	18	70	1342	19.2	71t	17
5. Thurman Thomas	Buffalo	20	67	745	11.1	50t	3
6. Bill Brooks	Indianapolis, Buffalo	20	63	658	10.4	47	3
7. Irving Fryar	N.E., Phil., Wash.	20	61	978	16.0	54t	13
8. Ben Coates	New England, Baltimore	15	61	790	13.0	84t	9
9. Lydell Mitchell	San Diego, Baltimore	12	53	430	8.1	18	1
10. Albert Bentley	Indianapolis	10	51	439	8.6	26	2

# OPPONENTS OUTSTANDING PERFORMANCES

## 300-PLUS PASSING YARDS

PLAYER	TEAM	DATE	ATT.	COMP.	YDS.	TD	INT.	LG
Ken O'Brien	N.Y. Jets	9/21/86	43	29	479	4	1	65t
James Harris	L.A. Rams	10/3/76	29	17	436	2	1	58
* Dan Fouts	San Diego	1/2/82	55	33	433	4	1	43
Drew Bledsoe	New England	11/23/98	54	28	423	2	2	49
Drew Bledsoe	New England	9/4/94	51	32	421	4	2	62t
Joe Ferguson	Buffalo	10/9/83	55	38	419	5	1	35
Drew Bledsoe	New England	11/3/96	41	30	419	3	2	84t
Joe Namath	N.Y. Jets	10/1/67	39	23	415	3	1	62
Bernie Kosar	Cleveland	11/10/86	50	32	401	0	0	44
Ken O'Brien	N.Y. Jets	11/10/85	43	26	393	2	0	44
Boomer Esiason	N.Y. Jets	11/27/94	41	26	382	2	2	69
Elvis Grbac	San Francisco	11/20/95	41	31	382	4	0	47t
Jim Kelly	Buffalo	9/1/91	39	29	381	2	1	54t
Dan Fouts	San Diego	11/18/84	56	37	380	4	1	44
Vinny Testaverde	N.Y. Jets	10/23/00	59	36	378	5	3	30t
Steve DeBerg	Tampa Bay	10/20/85	32	19	365	4	1	57
Troy Aikman	Dallas	10/27/96	41	33	363	3	0	61
Brett Favre	Green Bay	9/11/94	51	31	362	2	1	35
* Doug Flutie	Buffalo	1/2/99	36	21	360	1	1	65
Jim Kelly	Buffalo	10/25/87	39	29	359	2	0	34
Dennis Shaw	Buffalo	10/18/70	32	24	358	2	2	48
Brian Sipe	Cleveland	11/18/79	42	23	358	3	0	54
Bert Jones	Baltimore	9/27/81	27	20	357	3	1	67t
Steve Grogan	New England	11/8/81	40	23	355	1	4	76t
Daunte Culpepper	Minnesota	9/10/00	37	23	355	1	3	42
Danny White	Dallas	10/25/81	32	22	354	3	1	38
Steve Grogan	New England	11/29/79	39	21	350	3	2	38
Daryle Lamonica	Oakland	9/21/68	24	15	344	4	0	73t
Mike Tomczak	Pittsburgh	11/20/94	42	26	343	0	0	40
Erik Kramer	Chicago	10/27/97	50	32	343	2	0	54
Ken Anderson	Cincinnati	11/28/83	36	23	342	1	2	80t
Pat Ryan	N.Y. Jets	11/27/88	43	27	341	2	1	35
Tony Eason	New England	9/17/89	49	25	341	1	1	45
* Jim Kelly	Buffalo	1/12/91	29	19	339	3	1	44
Joe Ferguson	Buffalo	10/12/81	29	20	338	3	0	65t
Steve Bartkowski	Atlanta	9/21/80	36	18	332	2	0	53
Joe Ferguson	Buffalo	12/7/77	40	25	331	3	1	27
** Joe Montana	San Francisco	1/20/85	35	24	331	3	0	34
Vinny Testaverde	Baltimore	10/19/97	47	32	331	1	0	34t
Ken O'Brien	N.Y. Jets	9/24/89	37	27	329	3	1	37t
Drew Bledsoe	New England	1/2/94	43	27	329	4	1	42
Bruce Matheson	Seattle	10/4/87	42	20	326	2	3	30
Warren Moon	Minnesota	9/25/94	37	26	326	3	0	44
Neil O'Donnell	N.Y. Jets	9/15/96	44	25	325	3	3	78t
Boomer Esiason	N.Y. Jets	9/12/93	33	22	323	2	1	51
Glenn Foley	N.Y. Jets	11/9/97	48	25	322	1	1	33
Mark Rypien	St. Louis	12/24/95	42	27	320	2	1	31
Jim Harbaugh	Indianapolis	10/8/95	33	25	319	3	0	47t
Neil O'Donnell	N.Y. Jets	10/12/97	37	24	319	2	0	70
Steve Bono	Kansas City	12/12/94	55	33	314	2	3	22t
* Joe Montana	Kansas City	12/31/94	37	26	314	2	1	57t
Dan Fouts	San Diego	10/15/78	30	22	313	1	2	46
Tony Eason	New England	10/21/84	29	19	313	3	0	76t
* Mark Malone	Pittsburgh	1/6/85	36	20	312	3	3	29t
Drew Bledsoe	New England	12/24/00	34	18	312	2	2	59
Richard Todd	N.Y. Jets	10/4/81	39	28	310	4	1	46
Mike Livingston	Kansas City	10/19/69	34	17	308	1	1	93t



PLAYER	TEAM	DATE	ATT.	COMP.	YDS.	TD	INT.	LG
Neil Lomax	St. Louis	9/30/84	37	22	308	1	0	29
* Dan Pastorini	Houston	12/24/78	29	20	306	1	0	34
Jim Kelly	Buffalo	10/4/92	48	25	306	1	4	28
Greg Landry	Baltimore	11/25/79	42	25	304	3	2	31t
Sonny Jurgensen	Washington	10/13/74	39	26	303	2	3	37
Peyton Manning	Indianapolis	9/6/98	37	21	302	1	3	42
Pat Ryan	N.Y. Jets	10/4/87	49	30	301	4	2	35t

### 100-PLUS RECEIVING YARDS

PLAYER	TEAM	DATE	NO.	YDS.	TD	LG
* Eric Moulds	Buffalo	1/2/99	9	240	1	65
Ron Jessie	L.A. Rams	10/3/76	7	220	2	58t
Isaac Bruce	St. Louis	12/24/95	15	210	1	31
Wesley Walker	N.Y. Jets	9/21/86	6	194	4	65t
Michael Irvin	Dallas	10/27/96	12	186	1	61
Stanley Morgan	New England	11/8/81	5	182	1	76t
Al Toon	N.Y. Jets	11/27/88	14	181	0	29
Reggie Rucker	Cleveland	11/18/79	9	177	1	54
Theo Bell	Pittsburgh	11/30/80	4	173	0	45
Johnnie Morton	Detroit	12/7/97	9	171	1	41
Cris Carter	Minnesota	9/10/00	9	168	0	42
* Kellen Winslow	San Diego	1/2/82	13	166	1	31
Tommy Kane	Seattle	12/16/90	10	162	0	25
Ben Coates	New England	9/4/94	8	161	2	62t
Don Maynard	N.Y. Jets	12/1/68	7	160	3	54t
Al Toon	N.Y. Jets	9/24/89	10	159	1	37t
Bake Turner	N.Y. Jets	9/3/78	7	157	0	71
Al Toon	N.Y. Jets	11/10/85	10	156	0	44
Andre Reed	Buffalo	9/1/91	11	154	1	54t
Frank Lewis	Buffalo	9/17/78	5	153	1	92t
* James Lofton	Buffalo	1/12/91	7	149	1	44
Jerry Rice	San Francisco	11/20/95	8	149	2	47t
Stanley Morgan	New England	12/22/86	8	148	2	30t
Marlin Briscoe	Buffalo	10/18/70	7	145	2	46t
Raymond Butler	Baltimore	9/27/81	4	145	2	67t
Keyshawn Johnson	N.Y. Jets	12/12/99	11	144	2	27
Mark Carrier	Tampa Bay	10/30/88	9	142	0	47
* Stephone Paige	Kansas City	1/5/91	8	142	1	33
Jimmy Teal	Seattle	10/4/87	9	137	0	32
Joey Galloway	Seattle	10/6/96	5	137	2	65t
Alfred Jenkins	Atlanta	9/21/80	4	136	0	33
Jeff Graham	N.Y. Jets	9/15/96	5	136	1	78t
* Jimmy Smith	Jacksonville	1/15/00	5	136	2	70t
Ben Coates	New England	11/3/96	5	135	2	84t
Andre Reed	Buffalo	10/13/96	10	134	0	49
Stephone Paige	Kansas City	12/3/89	7	133	1	38t
Fred Biletnikoff	Oakland	9/20/69	9	132	1	13t
Otis Taylor	Kansas City	10/19/69	4	131	0	79
J.J. Birden	Kansas City	12/12/94	10	131	1	22t
Shawn Jefferson	New England	11/23/98	6	131	1	38
Chris Burkett	Buffalo	10/25/87	9	130	1	34
Randy Vataha	New England	12/5/71	7	129	2	51t
* Steve Largent	Seattle	12/29/84	6	128	1	56t
Cris Collinsworth	Cincinnati	11/28/83	8	127	0	48
Jake Reed	Minnesota	9/25/94	9	127	0	21
Andre Reed	Buffalo	12/16/96	6	127	1	67t
Charlie Mitchell	Denver	12/4/66	4	126	1	79t
Wesley Walker	N.Y. Jets	11/26/78	6	126	1	42
Lance Alworth	San Diego	11/12/67	4	125	1	54t
Stanley Morgan	New England	10/5/86	6	125	1	27t
Tim Brown	Oakland	11/30/97	8	125	1	36
Raghib Ismail	Dallas	11/25/99	5	125	1	65t
Marvin Harrison	Indianapolis	12/5/99	8	125	0	36
Stanley Morgan	New England	11/29/79	5	124	1	38t
Rob Moore	N.Y. Jets	9/12/93	6	124	0	51
Rob Moore	N.Y. Jets	11/27/94	7	124	0	35

PLAYER	TEAM	DATE	NO.	YDS.	TD	LG
Jim Whalen	Boston	12/17/67	4	122	0	33
* Fred Biletnikoff	Oakland	12/21/74	8	122	1	20
Dokie Williams	L.A. Raiders	12/2/84	2	122	1	75t
Leonard Thompson	Detroit	10/27/85	7	122	1	38t
Andre Reed	Buffalo	9/11/88	8	122	0	21
* Andre Reed	Buffalo	1/12/91	4	122	2	43
Don Maynard	N.Y. Jets	11/2/69	4	121	2	42t
Wayne Patrick	Buffalo	10/18/70	6	121	0	48
Joe Washington	Baltimore	11/11/79	10	121	0	23
Henry Ellard	L.A. Rams	12/14/86	8	121	1	22
Tony Martin	San Diego	11/5/95	7	121	1	50t
Sammy White	Minnesota	12/11/76	9	120	3	36t
Butch Woolfolk	Houston	9/8/85	3	120	1	80t
Eric Sievers	San Diego	11/18/84	12	119	2	24
Fred Biletnikoff	Oakland	10/4/69	9	119	1	23
Mike Jones	New Orleans	12/7/86	6	119	0	34
Vincent Brisby	New England	11/12/95	6	118	1	47t
Richard Caster	N.Y. Jets	10/7/74	3	117	1	89t
O.J. Simpson	Buffalo	12/7/75	8	117	1	62t
Eric Sievers	New England	12/10/89	6	117	0	41
Carl Pickens	Cincinnati	10/1/95	9	117	3	44t
Paul Coffman	Green Bay	10/28/79	5	116	1	78t
Jimmie Giles	Tampa Bay	10/20/85	7	116	4	39t
Irving Fryar	Philadelphia	10/20/96	8	116	4	38t
Shawn Jefferson	New England	10/25/98	4	116	0	54
Tony Hill	Dallas	12/17/84	6	115	1	66t
Isaac Curtis	Cincinnati	11/28/83	4	114	1	80t
Stanley Morgan	New England	10/21/84	3	114	1	76t
Otis Taylor	Kansas City	11/13/66	4	113	1	89t
Otis Taylor	Kansas City	9/28/68	3	113	1	44
Eric Crabtree	Cincinnati	9/14/69	3	113	2	69t
James Lofton	L.A. Raiders	10/9/88	5	113	0	32
Tim Brown	Oakland	10/31/99	7	113	0	32
Jim Colclough	Boston	12/17/67	3	112	0	52
Mike Barber	Houston	12/24/78	4	112	0	55
Wesley Walker	N.Y. Jets	10/4/81	8	112	2	46
Will Moore	New England	9/10/95	8	112	0	33
Terry Glenn	New England	11/3/96	10	112	0	20
Roy Jefferson	Washington	10/13/74	7	111	1	37t
John Holland	Buffalo	9/13/76	2	111	2	58t
* John Stallworth	Pittsburgh	1/6/85	4	111	2	65t
Al Toon	N.Y. Jets	9/21/86	7	111	0	31
* Ed Podolak	Kansas City	12/25/71	8	110	1	29
Anthony Miller	San Diego	12/27/93	7	110	2	41t
Richie Anderson	N.Y. Jets	10/23/00	12	109	0	19
Wesley Walker	N.Y. Jets	9/3/78	4	108	2	47t
* Charlie Joiner	San Diego	1/2/82	7	108	0	39
Art Monk	N.Y. Jets	11/27/94	5	108	0	69
* Steve Tasker	Buffalo	12/30/95	5	108	1	37t
Dedric Ward	N.Y. Jets	11/9/97	6	108	0	33
Jack Snow	L.A. Rams	10/31/71	5	107	1	51t
Warren Wells	Oakland	9/21/68	3	106	1	73t
Raymond Chester	Baltimore	12/1/76	5	106	0	48
Frank Lewis	Buffalo	10/12/81	5	106	0	30
Tony Hill	Dallas	10/25/81	5	106	0	38
* Wes Chandler	San Diego	1/2/82	6	106	0	47
Andre Reed	Buffalo	12/4/94	3	106	2	83t
Warrick Dunn	Tampa Bay	9/21/97	6	106	1	58t
Bake Turner	N.Y. Jets	12/14/69	4	105	2	34t
Harold Jackson	New England	11/29/79	5	105	1	33
Eddie Brown	Cincinnati	11/8/87	8	105	0	32
Jermaine Lewis	Baltimore	10/19/97	6	105	0	28
Wayne Chrebet	N.Y. Jets	12/13/98	5	105	1	52
Tony Martin	Atlanta	12/27/98	3	105	1	53
Ed McCaffrey	Denver	9/13/99	6	105	3	61t
Art Powell	Oakland	9/2/66	8	104	1	17t

PLAYER	TEAM	DATE	NO.	YDS.	TD	LG
* Elmo Wright	Kansas City	12/25/71	3	104	0	63
Derrick Gaffney	N.Y. Jets	9/30/79	4	104	0	43
Wayne Chrebet	N.Y. Jets	10/12/97	5	104	1	70
Tim Brown	Oakland	12/6/98	9	104	2	27
Wayne Chrebet	N.Y. Jets	10/23/00	6	104	2	28
Gary Garrison	San Diego	10/11/69	4	103	2	40t
* Ken Burrough	Houston	12/24/78	6	103	0	53
Thurman Thomas	Buffalo	9/1/91	8	103	1	50t
* Kimble Anders	Kansas City	12/31/94	6	103	1	57t
Marvin Harrison	Indianapolis	9/6/98	5	102	1	42
Troy Brown	New England	12/24/00	8	102	0	22
Andre Rison	Atlanta	10/11/92	7	101	1	22t
Richard Caster	N.Y. Jets	11/24/74	6	100	2	45t
Al Toon	N.Y. Jets	12/7/87	5	100	1	44t
Lawrence Dawsey	Tampa Bay	12/1/91	8	100	1	17t
Curtis Conway	Chicago	10/27/97	6	100	0	54
Ken Dilger	Indianapolis	12/14/97	5	100	3	43

### 100-PLUS RUSHING YARDS

PLAYER	TEAM	DATE	NO.	YDS.	TD	LG
O.J. Simpson	Buffalo	12/5/76	24	203	1	75t
Rueben Mayes	New Orleans	12/7/86	28	203	2	34t
Earl Campbell	Houston	11/20/78	28	199	4	81t
* Terrell Davis	Denver	1/9/99	21	199	2	62
Freeman McNeil	N.Y. Jets	10/14/85	28	173	0	20
Ricky Watters	Philadelphia	10/20/96	25	173	1	49t
Gerald Riggs	Atlanta	11/30/86	33	172	1	31
Eric Dickerson	Indianapolis	12/4/88	31	169	1	19
** John Riggins	Washington	1/30/83	38	166	1	43t
Thurman Thomas	Buffalo	9/1/91	25	165	1	20
Jim Nance	Boston	12/17/67	24	164	2	29
William Andrews	Atlanta	12/10/83	21	161	1	24t
* Earnest Byner	Cleveland	1/4/86	16	161	2	66t
Hoyle Granger	Houston	12/23/67	21	160	1	23
Wayne Wilson	New Orleans	10/2/83	34	160	0	12
* Thurman Thomas	Buffalo	12/30/95	25	158	1	32
Don Woods	San Diego	9/29/74	18	157	2	56t
Earnest Byner	Washington	12/2/90	32	157	3	21
Marcus Allen	L.A. Raiders	12/2/84	20	155	3	52t
Eric Dickerson	Indianapolis	11/15/87	30	154	1	13
Thurman Thomas	Buffalo	12/23/90	30	154	1	13t
Christian Okoye	Kansas City	10/13/91	23	153	1	38t
Dick Post	San Diego	11/3/68	21	151	0	24
Thurman Thomas	Buffalo	12/3/89	27	148	1	30t
Christian Okoye	Kansas City	12/24/89	32	148	1	13
Thurman Thomas	Buffalo	12/17/95	35	148	1	15
Barry Sanders	Detroit	9/15/91	32	143	0	14
Lydell Mitchell	Baltimore	10/9/77	17	142	1	64t
Curtis Martin	New England	11/12/95	30	142	2	23
* Natrone Means	San Diego	1/8/95	24	139	1	24t
Earl Campbell	Houston	12/4/83	28	138	1	35t
Barry Sanders	Detroit	12/7/97	30	137	1	19
Thurman Thomas	Buffalo	11/18/91	23	135	1	30
* Fred Taylor	Jacksonville	1/15/00	18	135	1	90t
Paul Robinson	Cincinnati	11/17/68	22	134	3	54t
Jim Nance	Boston	11/27/66	23	133	1	27t
Freeman McNeil	N.Y. Jets	11/4/84	20	132	1	52
Johnny Hector	N.Y. Jets	12/22/91	13	132	0	47
Edgerrin James	Indianapolis	12/5/99	23	130	2	41t
Robert Holmes	Kansas City	9/28/68	13	128	1	76t
Joe Washington	Baltimore	10/29/78	20	126	0	29
Floyd Little	Denver	10/27/68	25	126	1	19
Antowain Smith	Buffalo	11/14/99	29	126	0	24
Eric Dickerson	Indianapolis	9/25/88	30	125	0	9
Thurman Thomas	Buffalo	10/9/94	31	125	2	26t
Earnest Jackson	San Diego	11/18/84	28	124	0	16



PLAYER	TEAM	DATE	NO.	YDS.	TD	LG
Eric Dickerson	L.A. Rams	12/14/86	28	124	1	25
Neal Anderson	Chicago	9/4/88	24	123	2	15
Scott Lockwood	New England	12/27/92	30	123	0	23
Tony Dorsett	Dallas	10/25/81	24	122	0	18
Walter Payton	Chicago	12/2/85	23	121	0	15
Larry Kinnebrew	Buffalo	10/29/89	21	121	1	25
Dorsey Levens	Green Bay	9/14/97	21	121	0	23
O.J. Simpson	Buffalo	11/18/73	20	120	0	28
Earl Campbell	Houston	11/5/79	32	120	0	11
* Chuck Muncie	San Diego	1/2/82	24	120	1	19
Jim Braxton	Buffalo	11/18/73	17	119	0	36
Craig James	New England	11/3/85	23	119	0	14
Ronnie Harmon	Buffalo	11/29/87	23	119	0	19
Jerome Bettis	Pittsburgh	11/25/96	27	119	0	14
Natrone Means	San Diego	12/27/93	18	118	3	65t
Edgerrin James	Indianapolis	11/26/00	26	118	0	13
Warren Williams	Pittsburgh	12/18/88	16	117	0	33
* Thurman Thomas	Buffalo	1/12/91	32	117	2	14
Franco Harris	Pittsburgh	11/30/80	28	116	1	9t
Freeman McNeil	N.Y. Jets	9/19/82	13	116	0	48
Freeman McNeil	N.Y. Jets	11/26/84	24	116	0	39
Emerson Boozer	N.Y. Jets	12/13/70	18	114	0	21
Curtis Brown	Buffalo	11/12/78	11	114	1	58t
James Jones	Detroit	10/27/85	36	114	1	8
Jim Nance	Boston	10/15/67	20	113	0	19
Mel Owens	Detroit	12/15/73	27	113	1	10
Horace Ivory	New England	10/22/78	15	113	2	28
* Curt Warner	Seattle	12/31/83	29	113	2	18
Terry Allen	Minnesota	9/25/94	15	113	1	45
Edgerrin James	Indianapolis	12/17/00	32	112	0	15
Jim Nance	Boston	12/8/68	19	111	1	30t
Wilbert Montgomery	Philadelphia	9/24/78	25	111	0	12
Franco Harris	Pittsburgh	11/14/76	22	110	1	26
Rocky Bleier	Pittsburgh	11/14/76	20	110	0	13
Eric Dickerson	Indianapolis	12/30/90	20	110	0	16
Corey Dillon	Cincinnati	10/1/00	22	110	0	19
Jim Nance	Boston	11/30/69	17	109	0	23
Stump Mitchell	St. Louis	9/30/84	20	109	2	19
Joe Cribbs	Buffalo	12/27/82	19	108	1	62t
Curtis Martin	N.Y. Jets	10/4/98	36	108	1	15
Freeman McNeil	N.Y. Jets	11/10/85	26	107	0	13
Eric Dickerson	Indianapolis	12/17/89	21	107	2	17
* Edgerrin James	Indianapolis	12/30/00	21	107	0	34
Lydell Mitchell	Baltimore	11/23/75	26	106	1	32t
Sam Cunningham	New England	9/19/76	21	106	0	15
Eddie George	Tennessee	9/7/97	23	106	1	13t
Raymont Harris	Chicago	10/27/97	25	106	1	9
Franco Harris	Pittsburgh	12/3/73	15	105	1	21t
Marcus Allen	L.A. Raiders	9/19/83	22	105	0	15
* Craig James	New England	1/12/86	22	105	0	21
Lydell Mitchell	Baltimore	12/9/73	35	104	0	9
John Stephens	New England	11/6/88	25	104	1	13t
Rod Bernstine	San Diego	12/15/91	13	104	3	63t
Sammy Winder	Denver	9/29/85	20	103	2	19
Brad Baxter	N.Y. Jets	11/1/92	20	103	0	28
Jamal Anderson	Atlanta	12/27/98	18	103	1	36t
Emmitt Smith	Dallas	11/25/99	31	103	0	28
Eric Dickerson	L.A. Rams	10/30/83	14	101	1	40
* Wendell Hayes	Kansas City	12/25/71	22	100	0	22
Mark van Eeghen	New England	12/12/82	22	100	0	11

\* Playoff game

\*\* Super Bowl

# THE LAST TIME . . .

(regular season)

## KICKOFF RETURNED FOR A TOUCHDOWN

By Dolphins – Marc Logan at Houston (97 yards), 10/1/89

By Opponents – Terrence Wilkins at Indianapolis (97 yards), 10/10/99

## PUNT RETURNED FOR A TOUCHDOWN

By Dolphins – Jeff Ogden vs. Green Bay (81 yards), 10/29/00

By Opponents – Dewell Brewer at Indianapolis (75 yards), 12/18/94

## INTERCEPTED PASS RETURNED FOR A TOUCHDOWN

By Dolphins – Sam Madison vs. Indianapolis (21 yards), 12/5/99

By Opponents – Jamie Duncan of Tampa Bay (31 yards), 12/10/00

## FUMBLE RETURNED FOR A TOUCHDOWN

By Dolphins – Sam Madison vs. Buffalo (20 yards), 10/8/00

By Opponents – Chad Cota of Indianapolis (25 yards), 12/5/99

## OPPONENTS FUMBLE RETURNED FOR A TOUCHDOWN

By Dolphins – Sam Madison vs. Buffalo (20 yards), 10/8/00

By Opponents – Chad Cota of Indianapolis (25 yards), 12/5/99

## BLOCKED FIELD GOAL RETURNED FOR A TOUCHDOWN

By Dolphins – Curtis Johnson vs. Green Bay (47 yards), 12/19/71

By Opponents – George Radachowsky of N.Y. Jets (78 yards), 9/24/89

## BLOCKED PUNT RETURNED FOR A TOUCHDOWN

By Dolphins – Mark Higgs vs. New England (19 yards), 10/18/90

By Opponents – Chris Burkett at N.Y. Jets (11 yards), 9/29/91

## SAFETY SCORED

By Dolphins – Jermaine Haley vs. Buffalo (tackles Jonathan Linton in end zone), 10/8/00

By Opponents – John Thierry of Chicago (sacks Dan Marino in end zone), 10/27/97

## SHUTOUT

By Dolphins – at Miami 23, Seattle 0, 9/3/00

By Opponents – at Dallas 20, Miami 0, 11/25/99

## 200 YARDS RUSHING

By Dolphins – None

By Opponents – Rueben Mayes at New Orleans (203 yards), 12/7/86

## 100 YARDS RUSHING

By Dolphins – Lamar Smith at Buffalo (100 yards), 12/3/00

By Opponents – Edgerrin James of Indianapolis (112 yards), 12/17/00

## 100 YARDS RUSHING IN A HALF

By Dolphins – Lamar Smith at N.Y. Jets (109 yards in first half), 10/23/00

By Opponents – Edgerrin James of Indianapolis (104 yards in first half), 12/5/99

## TWO 100-YARD RUSHERS

By Dolphins – Mercury Morris (125 yards) and Don Nottingham (102 yards) at Green Bay, 10/5/75

By Opponents – Thurman Thomas (148 yards) and Larry Kinnebrew (121 yards) at Buffalo, 10/29/89

## 100 YARDS RUSHING AND RECEIVING

By Dolphins – None

By Opponents – Thurman Thomas at Buffalo (165 rushing yards and 103 receiving yards), 9/1/91

## 400 YARDS PASSING

By Dolphins – Dan Marino at Cincinnati (450 yards), 10/1/95

By Opponents – Drew Bledsoe at New England (423 yards), 11/23/98

## 300 YARDS PASSING

By Dolphins – Dan Marino vs. N.Y. Jets (322 yards), 12/27/99

By Opponents – Drew Bledsoe at New England (312 yards), 12/24/00

## 200 YARDS RECEIVING

By Dolphins – Irving Fryar vs. New England (211 yards), 9/4/94

By Opponents – Isaac Bruce at St. Louis (210 yards), 12/24/95

## 100 YARDS RECEIVING

By Dolphins – Oronde Gadsden at N.Y. Jets, OT (119 yards), 10/23/00

By Opponents – Troy Brown at New England (102 yards), 12/24/00

## 100 YARDS RECEIVING IN A HALF

By Dolphins – Oronde Gadsden at N.Y. Jets (100 yards in first half), 10/23/00

By Opponents – Marvin Harrison of Indianapolis (123 yards in second half), 12/5/99

## **TWO 100-YARD RECEIVERS**

**By Dolphins** – Tony Martin (109 yards) and Oronde Gadsden (103 yards) vs. Indianapolis, 12/5/99  
**By Opponents** – Richie Anderson (109 yards) and Wayne Chrebet (104 yards) at N.Y. Jets, 10/23/00, OT

## **FIVE TOUCHDOWN PASSES**

**By Dolphins** – Dan Marino vs. New England, 9/4/94  
**By Opponents** – Vinny Testaverde at N.Y. Jets, 10/23/00

## **FOUR TOUCHDOWN PASSES**

**By Dolphins** – Dan Marino vs. Denver, 12/21/98  
**By Opponents** – Vinny Testaverde at N.Y. Jets (5), 10/23/00

## **THREE TOUCHDOWN PASSES**

**By Dolphins** – Jay Fiedler at Buffalo, 12/3/00  
**By Opponents** – Vinny Testaverde at N.Y. Jets (5), 10/23/00

## **FOUR TOUCHDOWN RECEPTIONS**

**By Dolphins** – Mark Ingram at N.Y. Jets, 11/27/94  
**By Opponents** – Irving Fryar at Philadelphia, 10/20/96

## **THREE TOUCHDOWN RECEPTIONS**

**By Dolphins** – Lamar Thomas vs. Denver, 12/21/98  
**By Opponents** – Ed McCaffrey at Denver, 9/13/99

## **TWO TOUCHDOWN RECEPTIONS**

**By Dolphins** – Leslie Shepherd at N.Y. Jets, 10/23/00  
**By Opponents** – Marvin Harrison at Indianapolis, 11/26/00

## **FOUR TOUCHDOWNS RUSHING**

**By Dolphins** – None  
**By Opponents** – Earl Campbell at Houston, 11/20/78

## **THREE TOUCHDOWNS RUSHING**

**By Dolphins** – Karim Abdul-Jabbar at New England, 11/23/97  
**By Opponents** – Curtis Martin at New England, 11/3/96

## **TWO TOUCHDOWNS RUSHING**

**By Dolphins** – Lamar Smith at New England, 12/24/00  
**By Opponents** – Bernie Parmalee of N.Y. Jets, 11/19/00

## **FOUR FIELD GOALS**

**By Dolphins** – Olindo Mare at Buffalo, 12/3/00  
**By Opponents** – Adam Vinatieri at New England, 11/23/98

## **THREE FIELD GOALS**

**By Dolphins** – Olindo Mare (4) at Buffalo, 12/3/00  
**By Opponents** – Martin Gramatica of Tampa Bay, 12/10/00

## **THREE INTERCEPTIONS**

**By Dolphins** – Sam Madison vs. Tennessee, 11/7/99  
**By Opponents** – Marcus Coleman at N.Y. Jets, 10/23/00, OT

## **TWO INTERCEPTIONS**

**By Dolphins** – Brian Walker at San Diego, 11/12/00  
**By Opponents** – Marcus Coleman at N.Y. Jets (3), 10/23/00, OT

## **THREE SACKS**

**By Dolphins** – Jason Taylor at Buffalo, 12/3/00  
**By Opponents** – Darrell Russell at Oakland, 10/31/99

## **TWO SACKS**

**By Dolphins** – Jason Taylor at Buffalo (3), 12/3/00; Trace Armstrong at Buffalo, 12/3/00  
**By Opponents** – Mark Thomas of Indianapolis, 12/17/00

## **BLOCKED FIELD GOAL**

**By Dolphins** – Rich Owens at Indianapolis (Mike Vanderjagt, 59 yards), 11/26/00  
**By Opponents** – Flozell Adams at Dallas (Olindo Mare, 47 yards), 11/25/99

## **BLOCKED PUNT**

**By Dolphins** – Kirby Dar Dar at Houston (Reggie Roby), 11/17/96  
**By Opponents** – Terry Wooden at Oakland (Klaus Wilmsmeyer), 12/6/98

## **MISSED POINT AFTER TOUCHDOWN ATTEMPT**

**By Dolphins** – Olindo Mare vs. Baltimore, 9/17/00  
**By Opponents** – John Hall at N.Y. Jets, 12/12/99

## **TWO POINT CONVERSION**

**By Dolphins** – Troy Drayton pass from Craig Erickson at Philadelphia, 10/20/96  
**By Opponents** – Johnnie Morton pass from Stoney Case at Detroit, 11/5/00



# YEAR-BY-YEAR LEADERS

## RUSHING

YEAR	PLAYER	G	NO.	YDS.	AVG.	LG	TD
1966	Joe Auer	14	121	416	3.4	41	4
1967	Abner Haynes	10	56	274	4.9	65t	2
1968	+ Jim Kiick	14	165	621	3.8	25	4
1969	Jim Kiick	14	180	575	3.2	27	9
1970	Larry Csonka	14	193	874	4.5	53	6
1971	Larry Csonka	14	195	1051	5.4	28	7
1972	Larry Csonka	14	213	1117	5.2	45	6
1973	Larry Csonka	14	219	1003	4.6	25	5
1974	Larry Csonka	12	197	749	3.8	24	9
1975	Mercury Morris	14	219	875	4.0	49	4
1976	Benny Malone	14	186	797	4.3	31	4
1977	Benny Malone	14	129	615	4.8	66t	5
1978	Delvin Williams	16	272	1258	4.6	58t	8
1979	Larry Csonka	16	220	837	3.8	22	12
1980	Delvin Williams	15	187	671	3.6	65	2
1981	Tony Nathan	13	147	782	5.3	46	5
1982	Andra Franklin	9	177	701	4.0	25t	7
1983	Andra Franklin	15	224	746	3.3	18	8
1984	Woody Bennett	16	144	606	4.2	23	7
1985	Tony Nathan	16	143	667	4.7	22	5
1986	Lorenzo Hampton	16	189	830	4.5	54t	9
1987	+ Troy Stradford	12	145	619	4.3	51	6
1988	Lorenzo Hampton	16	117	414	3.5	33	9
1989	+ Sammie Smith	13	200	659	3.3	25	6
1990	Sammie Smith	16	226	831	3.7	33	8
1991	Mark Higgs	14	231	905	3.9	24	4
1992	Mark Higgs	16	256	915	3.6	23	7
1993	Mark Higgs	16	186	693	3.7	31	3
1994	Bernie Parmalee	15	216	868	4.0	47t	6
1995	Bernie Parmalee	16	236	878	3.7	40	9
1996	+ Karim Abdul-Jabbar	16	307	1116	3.6	29	11
1997	Karim Abdul-Jabbar	16	283	892	3.2	22	15
1998	Karim Abdul-Jabbar	15	270	960	3.6	45	6
1999	+ J.J. Johnson	13	164	558	3.4	34	4
2000	Lamar Smith	15	309	1139	3.7	68t	14

## RECEIVING

YEAR	PLAYER	G	NO.	YDS.	AVG.	LG	TD
1966	Dave Kocourek	14	27	320	11.9	43	2
1967	+ Jack Clancy	14	67	868	13.0	44	2
1968	Karl Noonan	14	58	760	13.1	50	11
1969	Larry Seiple	13	41	577	14.1	41t	5
1970	Jim Kiick (RB)	14	42	497	11.8	47	0
1971	Paul Warfield	14	43	996	23.2	86t	11
1972	Paul Warfield	12	29	606	20.9	47	3
1973	Marlin Briscoe	14	30	447	14.9	53	2
1974	Nat Moore	13	37	605	16.4	48	2
1975	Nat Moore	14	40	705	17.6	79t	4
1976	Nat Moore	9	33	625	18.9	67t	4
1977	Nat Moore	14	52	765	14.7	73t	12
1978	Nat Moore	16	48	645	13.5	47	10
1979	Nat Moore	16	48	840	17.5	53	6
1980	Tony Nathan (RB)	16	57	588	10.3	61	5
1981	Duriel Harris	15	53	911	17.2	55	2
1982	Tom Vigorito (RB)	9	24	186	7.8	26	0
1983	Tony Nathan (RB)	16	52	461	8.9	25	1
1984	Mark Clayton	15	73	1389	19.0	65t	18
1985	Tony Nathan (RB)	16	72	651	9.0	73	1
1986	Mark Duper	16	67	1313	19.6	85t	11

YEAR	PLAYER	G	NO.	YDS.	AVG.	LG	TD
1987	+ Troy Stradford (RB)	12	48	457	9.5	34	1
1988	Mark Clayton	16	86	1129	13.1	45t	14
1989	Mark Clayton	15	64	1011	15.8	78t	9
1990	Mark Duper	16	52	810	15.6	69t	5
1991	Mark Duper	16	70	1085	15.5	43t	5
	Mark Clayton	16	70	1053	15.0	43t	12
1992	Bobby Humphrey (RB)	16	54	507	9.4	26	1
1993	+Terry Kirby (RB)	16	75	874	11.7	47	3
1994	Irving Fryar	16	73	1270	17.4	54t	7
1995	Terry Kirby (RB)	16	66	618	9.4	46	3
1996	O.J. McDuffie	16	74	918	12.4	36	8
1997	O.J. McDuffie	16	76	943	12.4	55	1
1998	O.J. McDuffie	16	90	1050	11.7	61t	7
1999	Tony Martin	16	67	1037	15.5	69t	5
2000	Oronde Gadsden	16	56	786	14.0	61	6

## PASSING (minimum 150 attempts)

YEAR	PLAYER	G	ATT.	CMP.	YDS.	PCT.	TD	INT.	RATE
1976	Bob Griese	13	272	162	2097	59.6	11	12	78.9
1966	Dick Wood	10	230	83	993	36.1	4	14	30.6
1967	+ Bob Griese	12	331	166	2005	50.2	15	18	61.6
1968	Bob Griese	13	355	186	2473	52.4	21	16	75.7
1969	Bob Griese	9	252	121	1695	48.0	10	16	56.9
1970	Bob Griese	14	245	142	2019	58.0	12	17	72.1
1971	Bob Griese	14	263	145	2089	55.1	19	9	90.9
1972	Earl Morrall	14	150	83	1360	55.3	11	7	91.0
1973	Bob Griese	13	218	116	1422	53.2	17	8	84.3
1974	Bob Griese	13	253	152	1968	60.1	16	15	80.9
1975	Bob Griese	10	191	118	1693	61.8	14	13	86.6
1976	Bob Griese	13	272	162	2097	59.6	11	12	78.9
1977	Bob Griese	14	307	180	2252	58.6	22	13	87.7
1978	Bob Griese	11	235	148	1791	63.0	11	11	82.4
1979	Bob Griese	14	310	176	2160	56.8	14	16	72.0
1980	+ David Woodley	13	327	176	1850	53.8	14	17	63.1
1981	David Woodley	15	366	191	2470	52.2	12	13	69.8
1982	David Woodley	9	179	98	1080	54.7	5	8	63.5
1983	+ Dan Marino	11	296	173	2210	58.4	20	6	96.0
1984	Dan Marino	16	564	362	5084	64.2	48	17	108.9
1985	Dan Marino	16	567	336	4137	59.3	30	21	84.1
1986	Dan Marino	16	623	378	4746	60.7	44	23	92.5
1987	Dan Marino	12	444	263	3245	59.2	26	13	89.2
1988	Dan Marino	16	606	354	4434	58.4	28	23	80.8
1989	Dan Marino	16	550	308	3997	56.0	24	22	76.9
1990	Dan Marino	16	531	306	3563	57.6	21	11	82.6
1991	Dan Marino	16	549	318	3970	57.9	25	13	85.8
1992	Dan Marino	16	554	330	4116	59.6	24	16	85.1
1993	Scott Mitchell	13	233	133	1773	57.1	12	8	84.2
1994	Dan Marino	16	615	385	4453	62.6	30	17	89.2
1995	Dan Marino	14	482	309	3668	64.1	24	15	90.8
1996	Dan Marino	13	373	221	2795	59.2	17	9	87.8
1997	Dan Marino	16	548	319	3780	58.2	16	11	80.7
1998	Dan Marino	16	537	310	3497	57.7	23	15	80.0
1999	Dan Marino	11	369	204	2448	55.3	12	17	67.4
2000	Jay Fiedler	15	357	204	2402	57.1	14	14	74.5

## PUNT RETURNS

YEAR	PLAYER	NO.	YDS.	AVG.	LG	TD
1966	Joe Auer	5	99	19.8	56	0
1967	Abner Haynes	6	37	6.2	20	0
1968	Bob Neff	8	71	8.9	20	0
1969	+ Mercury Morris	25	172	6.9	38	0
1970	+ Jake Scott	27	290	10.7	77t	1
1971	Jake Scott	33	318	9.6	31	0
1972	Charlie Leigh	22	210	9.5	27	0
1973	Jake Scott	22	266	12.1	33	0
1974	Jake Scott	31	346	11.2	30	0

YEAR	PLAYER	NO.	YDS.	AVG.	LG	TD
1975	+ Freddie Solomon	26	320	12.3	50t	1
1976	Freddie Solomon	13	205	15.8	79t	1
1977	Freddie Solomon	32	285	8.9	39	0
1978	+ Jimmy Cefalo	28	232	8.3	26	0
1979	+ Tony Nathan	28	306	10.9	86t	1
1980	Tony Nathan	23	178	7.7	30	0
1981	Tom Vigorito	36	379	10.5	87t	1
1982	Tom Vigorito	20	192	9.6	59t	1
1983	+ Mark Clayton	41	392	9.6	60t	1
1984	Fulton Walker	21	169	8.0	33	0
1985	Tom Vigorito	22	197	9.0	21	0
1986	Craig Ellis	24	149	6.2	17	0
1987	+ Scott Schwedes	24	203	8.5	31	0
1988	Scott Schwedes	24	230	9.6	36	0
1989	Scott Schwedes	18	210	11.7	70t	1
1990	Tony Martin	26	140	5.4	35	0
1991	+ Scott Miller	28	248	8.9	32	0
1992	Scott Miller	24	175	7.3	19	0
1993	+ O.J. McDuffie	28	317	11.3	72t	2
1994	O.J. McDuffie	32	228	7.1	26	0
1995	O.J. McDuffie	24	163	6.8	24	0
1996	O.J. McDuffie	22	212	9.6	19	0
1997	Charles Jordan	26	273	10.5	38	0
1998	Terrell Buckley	29	354	12.2	35	0
1999	Nate Jacquet	28	351	12.5	45	0
2000	Jeff Ogden	19	323	17.0	81t	1

## KICKOFF RETURNS

YEAR	PLAYER	NO.	YDS.	AVG.	LG	TD
1966	Joe Auer	28	698	24.9	95t	1
1967	Bob Neff	15	351	23.4	69	0
1968	Gene Milton	18	408	22.7	74	0
1969	+ Mercury Morris	43	1136	26.4	105t	1
1970	Mercury Morris	28	812	29.0	96t	1
1971	Mercury Morris	15	423	28.2	94t	1
1972	Mercury Morris	14	334	23.9	33	0
1973	Charlie Leigh	9	251	27.9	51	0
1974	+ Nat Moore	22	587	26.7	40	0
1975	+ Freddie Solomon	17	348	20.5	31	0
1976	+ Duriel Harris	17	559	32.9	69	0
1977	Gary Davis	14	414	29.6	73	0
1978	Duriel Harris	29	657	22.7	53	0
1979	+ Tony Nathan	45	1016	22.6	43	0
1980	Don Bessillieu	40	890	22.3	87	0
1981	+ Fulton Walker	38	932	24.5	90t	1
1982	Fulton Walker	20	433	21.7	32	0
1983	Fulton Walker	36	962	26.7	78	0
1984	Fulton Walker	29	617	21.3	41	0
1985	+ Lorenzo Hampton	45	1020	22.7	46	0
1986	Craig Ellis	25	541	21.6	41	0
1987	Lorenzo Hampton	16	304	19.0	32	0
1988	Joe Cribbs	41	863	21.0	44	0
1989	Marc Logan	24	613	25.5	97t	1
1990	Marc Logan	20	367	18.4	35	0
1991	+ Aaron Craver	32	615	19.2	49	0
1992	Mike Williams	19	328	17.3	28	0
1993	+ O.J. McDuffie	32	755	23.6	48	0
1994	O.J. McDuffie	36	767	21.3	46	0
1995	O.J. McDuffie	23	564	24.5	47	0
1996	Irving Spikes	28	681	24.3	59	0
1997	Irving Spikes	24	565	23.5	48	0
1998	+ John Avery	43	1085	25.2	55	0
1999	Brock Marion	62	1524	24.6	93	0
2000	Autry Denson	20	495	24.8	56	0



## INTERCEPTIONS

YEAR	PLAYER	NO.	YDS.	AVG.	LONG	TD
1966	Willie West	8	62	7.8	27	0
1967	Dick Westmoreland	10	127	12.7	29	1
1968	+ Dick Anderson	8	230	28.8	96t	1
1969	+ Lloyd Mumphord	5	102	20.4	51	0
1970	Dick Anderson	8	191	23.9	86	0
1971	Jake Scott	7	34	4.9	21	0
1972	Jake Scott	5	73	14.6	31	0
1973	Dick Anderson	8	163	20.4	38t	2
1974	Jake Scott	8	75	9.4	30	0
1975	Jake Scott	6	60	10.0	38	0
1976	(four players)	(two interceptions)				
1977	Curtis Johnson	4	35	8.8	19	0
1978	Tim Foley	6	12	2.0	8	0
1979	Neal Colzie	5	86	17.2	56	0
	Gerald Small	5	74	14.8	40	0
1980	Gerald Small	7	46	6.6	22	0
1981	Glenn Blackwood	4	124	31.0	39	0
1982	Don McNeal	4	42	10.5	23	1
1983	William Judson	6	60	10.0	29	0
1984	Glenn Blackwood	6	169	28.2	50	0
1985	Glenn Blackwood	6	36	6.0	17	0
1986	(four players)	(two interceptions)				
1987	Paul Lankford	3	44	14.7	44	0
	Glenn Blackwood	3	17	5.7	17	0
1988	+ Jarvis Williams	4	62	15.5	23	0
	William Judson	4	57	14.3	52	0
1989	+ Louis Oliver	4	32	8.0	23	0
1990	Louis Oliver	5	87	17.4	35	0
	Jarvis Williams	5	82	16.4	42t	1
1991	Louis Oliver	5	80	16.0	37	0
1992	Louis Oliver	5	200	40.0	103t	1
1993	J.B. Brown	5	43	8.6	29	0
1994	Troy Vincent	5	113	22.6	58t	1
1995	Troy Vincent	5	95	19.0	69t	1
1996	Terrell Buckley	6	164	27.3	91t	1
1997	Terrell Buckley	4	26	6.5	12	0
1998	Terrell Buckley	8	157	19.6	61	1
	Sam Madison	8	114	14.3	35	0
1999	Sam Madison	7	164	23.4	42	1
2000	Brian Walker	7	80	11.4	31	0

## SCORING\*

YEAR	PLAYER	TDs	RUN	REC.	PATs	FGs	PTS.
1966	Joe Auer	9	5	4	0-0	0-0	54
	Gene Mingo	0	0	0	23-23	10-22	53
1967	Booth Lusteg	0	0	0	18-18	7-12	39
	Jack Harper	4	1	3	0-0	0-0	24
1968	Karl Noonan	11	0	11	0-0	0-0	66
	+ Jim Keyes	0	0	0	30-30	7-16	51
1969	Karl Kremser	0	0	0	26-27	13-22	65
	Jim Klicik	10	9	1	0-0	0-0	60
1970	Garó Yepremian	0	0	0	31-31	22-29	97
1971	Garó Yepremian	0	0	0	33-33	28-40	117
	Paul Warfield	11	0	11	0-0	0-0	66
1972	Garó Yepremian	0	0	0	43-45	24-37	115
	Mercury Morris	12	12	0	0-0	0-0	72
1973	Garó Yepremian	0	0	0	38-38	25-37	113
	Paul Warfield	11	0	11	0-0	0-0	66
1974	Garó Yepremian	0	0	0	43-43	8-15	67
	Larry Csonka	9	9	0	0-0	0-0	54
1975	Garó Yepremian	0	0	0	40-46	13-16	79
	Don Nottingham	12	12	0	0-0	0-0	72
1976	Garó Yepremian	0	0	0	29-31	16-23	77

YEAR	PLAYER	TDs	RUN	REC.	PATs	FGs	PTS.
1977	Nat Moore	13	1	12	0-0	0-0	78
	Garó Yepremian	0	0	0	37-41	10-22	67
1978	Garó Yepremian	0	0	0	41-45	19-23	98
	Nat Moore	10	0	10	0-0	0-0	60
1979	+ Uwe von Schamann	0	0	0	36-40	21-29	99
	Larry Csonka	13	12	1	0-0	0-0	78
1980	Uwe von Schamann	0	0	0	32-32	14-23	74
	Nat Moore	7	0	7	0-0	0-0	42
1981	Uwe von Schamann	0	0	0	37-38	24-31	109
1982	Uwe von Schamann	0	0	0	21-22	15-20	66
	Andra Franklin	7	7	0	0-0	0-0	42
1983	Uwe von Schamann	0	0	0	45-48	18-27	99
	Mark Duper	10	0	10	0-0	0-0	60
1984	Mark Clayton	18	0	18	0-0	0-0	108
	Uwe von Schamann	0	0	0	66-70	9-19	93
1985	+ Fuad Reveiz	0	0	0	50-52	22-27	116
	+ Ron Davenport	13	11	2	0-0	0-0	78
1986	Fuad Reveiz	0	0	0	52-55	14-22	94
	Lorenzo Hampton	12	9	3	0-0	0-0	72
1987	Fuad Reveiz	0	0	0	28-30	9-11	55
	Mark Duper	8	0	8	0-0	0-0	48
1988	Mark Clayton	14	0	14	0-0	0-0	84
	Fuad Reveiz	0	0	0	31-32	8-12	55
1989	+ Pete Stoyanovich	0	0	0	38-39	19-26	95
	Mark Clayton	9	0	9	0-0	0-0	54
1990	Pete Stoyanovich	0	0	0	37-37	21-25	100
	Sammie Smith	9	8	1	0-0	0-0	54
1991	Pete Stoyanovich	0	0	0	28-29	31-37	121
	Mark Clayton	12	0	12	0-0	0-0	72
1992	Pete Stoyanovich	0	0	0	34-36	30-37	124
1993	Pete Stoyanovich	0	0	0	37-37	24-32	109
1994	Pete Stoyanovich	0	0	0	35-35	24-31	107
	Irving Fryar	7	0	7	0-0	0-0	46
1995	Pete Stoyanovich	0	0	0	37-37	27-34	118
	Bernie Parmalee	10	9	1	0-0	0-0	80
1996	Joe Nedney	0	0	0	35-36	18-29	89
	+ Karim Abdul-Jabbar	11	11	0	0-0	0-0	66
1997	Olindo Mare	0	0	0	33-33	28-36	117
	Karim Abdul-Jabbar	16	15	1	0-0	0-0	96
1998	Olindo Mare	0	0	0	33-34	22-27	99
	Oronde Gadsden	7	0	7	0-0	0-0	42
	O.J. McDuffie	7	0	7	0-0	0-0	42
1999	Olindo Mare	0	0	0	27-27	39-46	144
	Oronde Gadsden	6	0	6	0-0	0-0	36
2000	Olindo Mare	0	0	0	33-34	28-31	117
	Lamar Smith	16	14	2	0-0	0-0	96

\* In years where only one player is listed, several players were tied for second with same point total

## TACKLES

YEAR	PLAYER	G	SOLO	ASST.	TOTAL
1966	Willie West	14	95	23	118
1967	Wahoo McDaniel	14	69	49	118
1968	Frank Emanuel	14	82	37	119
1969	Nick Buoniconti	13	79	35	114
1970	Nick Buoniconti	14	96	49	145
1971	Nick Buoniconti	14	86	40	126
1972	Nick Buoniconti	14	72	74	146
1973	Nick Buoniconti	13	91	71	162
1974	Bob Matheson	14	71	32	103
1975	+ Steve Towle	12	90	74	164
1976	Steve Towle	13	131	86	217
1977	Steve Towle	16	75	63	138
1978	Rusty Chambers	16	85	66	151
1979	Rusty Chambers	16	80	98	178
1980	Bob Baumhower	16	88	47	135
1981	Earnie Rhone	16	120	51	171

## 408 • Year-By-Year Leaders

YEAR	PLAYER	G	SOLO	ASST.	TOTAL
1982	Earnie Rhone	9	62	20	82
1983	Bob Brudzinski	16	73	31	104
1984	Mark Brown	16	59	18	77
1985	Mark Brown	15	78	18	96
1986	+ John Offerdahl	15	109	26	135
1987	Jackie Shipp	12	63	16	79
1988	John Offerdahl	16	99	18	117
1989	Barry Krauss	16	100	19	119
1990	John Offerdahl	16	98	18	116
1991	Louis Oliver	16	73	15	88
1992	Bryan Cox	16	84	43	127
1993	Bryan Cox	16	87	35	122
1994	Bryan Cox	16	106	41	147
1995	Bryan Cox	16	104	38	142
1996	+ Zach Thomas	16	131	49	180
1997	Zach Thomas	15	107	42	149
1998	Zach Thomas	16	124	36	160
1999	Zach Thomas	16	117	50	167
2000	Brock Marion	16	85	24	109

## SACKS

**1968:** Mel Branch, 11.0; **1969:** Bill Stanfill, 8.0; **1970:** Bill Stanfill, 6.0; **1971:** Manny Fernandez, 8.0; **1972:** Vern Den Herder, 10.5; **1973:** Bill Stanfill, 18.5; **1974:** Bill Stanfill, 10.0; **1975:** Vern Den Herder, 11.0; **1976:** Don Reese and Bill Stanfill, 4.0; **1977:** +A.J. Duhe, 7.0; **1978:** Vern Den Herder, 11.0; **1979:** Vern Den Herder, 9.0; **1980:** Kim Bokamper and A.J. Duhe, 5.5; **1981:** Bob Baumhower, 9.0; **1982:** Bob Brudzinski, 4.5; **1983:** Doug Betters, 16.0; **1984:** Doug Betters, 14.0; **1985:** Mike Charles, 7.0; **1986:** Mark Brown, 5.0 (47 yards); **1987:** T.J. Turner, 4.0 (34 yards); **1988:** T.J. Turner, 5.0 (22 yards); **1989:** Jeff Cross, 10.0 (94 yards); **1990:** Jeff Cross, 11.5 (95.5 yards); **1991:** Jeff Cross 7.0 (60 yards); **1992:** Bryan Cox 14.0 (115 yards); **1993:** Jeff Cross 10.5 (62 yards); **1994:** Jeff Cross 9.5 (58.5 yards); **1995:** Bryan Cox 7.5 (46 yards); **1996:** Trace Armstrong 12.0 (81.5 yards); **1997:** Trace Armstrong 5.5 (45 yards); **1998:** Trace Armstrong 10.5 (63 yards); **1999:** Rich Owens 8.5 (61 yards); **2000:** Trace Armstrong 16.5 (96.5 yards).

+ Rookie

# DOLPHINS OFFENSE YEAR BY YEAR

YEAR	PLAYS	FIRST DOWNS	RUSH YARDS	PASS YARDS	TOTAL YARDS	NFL RANK* T-R-P	TOTAL POINTS
1966	884	200	1410	2048	3458	22-21-19	213
1967	847	212	1323	2336	3659	17-18-17	219
1968	892	247	1704	2402	4106	12-15-11	276
1969	878	224	1513	2077	3590	23-23-21	233
1970	827	228	2082	1957	4039	11- 3-20	297
1971	804	232	2429	1983	4412	5- 1-19	315
1972	893	291	2960	2076	5036	1- 1-16	385
1973	776	215	2521	1582	4103	9- 3- 1	343
1974	884	272	2191	2084	4275	11- 4-16	327
1975	896	266	2500	2009	4509	11- 4-20	357
1976	874	267	2118	2268	4386	13-13-10	263
1977	866	267	2366	1961	4327	10- 5-16	313
1978	954	270	2366	2469	4835	13-11-15	372
1979	1006	297	2187	2763	4950	16-17-14	341
1980	1015	284	1876	2688	4564	26-17-24	266
1981	1063	306	2173	3149	5322	16-10-16	345
1982	582	165	1344	1314	2658	19- 3-27	198
1983	1033	314	2150	3045	5195	16-13-19	389
1984	1070	387	1918	5018	6936	1-16- 1	513
1985	1039	361	1729	4114	5843	6-18- 2	428
1986	1011	351	1545	4779	6324	2-25- 1	430
1987	1005	331	1662	3876	5538	4-23- 1	362



YEAR	PLAYS	FIRST DOWNS	RUSH YARDS	PASS YARDS	TOTAL YARDS	NFL RANK* T-R-P	TOTAL POINTS
1988	963	321	1205	4516	5721	5-28- 1	319
1989	1011	311	1330	4216	5546	7-27- 3	331
1990	975	303	1535	3512	5047	14-22- 5	336
1991	970	312	1352	3889	5241	7-25- 3	343
1992	998	316	1525	3975	5500	5-24- 2	340
1993	1030	309	1459	4353	5812	2-25- 1	349
1994	1078	344	1658	4420	6078	1-13- 2	389
1995	1034	345	1506	4210	5716	8-21- 4	398
1996	1000	293	1622	3543	5165	14-19-11	339
1997	1028	311	1343	3792	5135	11-29- 2	339
1998	1028	269	1535	3395	4930	16-24-10	321
1999	1071	287	1453	3485	4938	20-22-13t	326
2000	945	251	1894	2567	4461	26-14-27	323

\*1966-69 are AFL-NFL combined rankings

## DOLPHINS DEFENSE YEAR BY YEAR

YEAR	PLAYS	FIRST DOWNS	RUSH YARDS	PASS YARDS	TOTAL YARDS	NFL RANK* T-R-P	TOTAL POINTS
1966	857	237	1510	3101	4611	19- 7-22	362
1967	843	269	2145	2835	4980	22-25-17	407
1968	808	240	2172	2712	4884	23-22-20	355
1969	851	206	1489	2637	4126	10- 9-16	332
1970	808	226	1453	2551	4004	14- 7-22	228
1971	800	214	1661	2000	3661	5- 8- 6	174
1972	770	186	1548	1749	3297	1- 3- 5	171
1973	878	195	1991	1290	3281	3-12- 1	150
1974	807	208	1624	2182	3806	8- 7-16	216
1975	858	224	1768	2021	3789	6- 5- 6	222
1976	892	268	2411	2670	5081	26-22-28	264
1977	901	227	1749	2233	3982	16- 6-24	197
1978	1021	298	2261	2908	5169	23-16-26	254
1979	938	238	1702	2737	4439	4- 2-12	257
1980	1062	309	2018	3206	5224	14-15-15	305
1981	1039	296	2032	3331	5363	15-14-19	275
1982	548	147	1285	1027	2312	1-24- 1	131
1983	992	288	2037	3002	5139	7-13- 8	250
1966	857	237	1510	3101	4611	19- 7-22	362
1984	1051	314	2155	3265	5420	19-22-14	298
1985	1033	314	2256	3511	5767	23-23-22	320
1986	1058	337	2493	3557	6050	26t-27-22	405
1987	1013	314	2198	3247	5445	26-25-21	335
1988	1072	359	2506	3275	5781	26-26-14	380
1989	1045	337	2153	3543	5696	24-25-18	379
1990	968	268	1831	2716	4547	7-16- 3	242
1991	1019	327	2301	3105	5406	25-27-12	349
1992	976	273	1600	2983	4583	10t- 6-14	281
1993	1061	332	1665	3485	5150	20-14-21	351
1994	1000	305	1430	3794	5224	19- 6-25	327
1995	1000	309	1675	3569	5244	16-12-19	332
1996	987	306	1536	3655	5191	18-13-22	325
1997	1004	299	1813	3551	5364	26-17-25	327
1998	944	257	1511	2924	4435	3- 6- 6	265
1999	936	252	1476	2928	4404	5- 8- 5	336
2000	995	289	1736	2900	4636	6-14- 5	226

\*1966-69 are AFL-NFL combined rankings

# DOLPHINS IN OVERTIME

LOCATION	W	L	T	WON TOSS	LOST TOSS
HOME*	7	8	1	8	8
ROAD*	5	8	0	6	7
<b>TOTALS</b>	<b>12</b>	<b>16</b>	<b>1</b>	<b>14</b>	<b>15</b>

\* Home record includes 1-1 mark in playoffs; Road record includes 1-0 mark in playoffs

When they have won the toss, the Dolphins are 8-6 (5-3 home, 3-3 road).

When they have lost the toss, the Dolphins are 4-10-1 (2-5-1 home, 2-5 road).

**\*Dec. 25, 1971 – Miami 27, at Kansas City 24 (2 OT):** Chiefs win toss. Jan Stenerud has 42-yard FG attempt blocked by Nick Buoniconti of Dolphins. Teams trade punts. Garo Yepremian misses FG try from 52 yards. K.C. QB Len Dawson is intercepted by Jake Scott and teams trade punts. Yepremian kicks a 37-yard FG at 7:40 of the second overtime.

**Dec. 14, 1975 – at Baltimore 10, Miami 7:** Dolphins win toss. Miami is forced to punt. Colts drive from their own 4 to the Miami 14. Toni Linhart kicks 31-yard FG at 12:44.

**Oct. 17, 1976 – Kansas City 20, at Miami 17:** Chiefs win toss. Kansas City punts and Miami drives to 20-yard line of Chiefs. Norm Bulaich fumbles into end zone and K.C. recovers for touchback. Chiefs drive to Miami 17 and Jan Stenerud kicks 34-yard FG at 14:48.

**Nov. 18, 1979 – at Cleveland 30, Miami 24:** Browns win toss. Brian Sipe throws 39-yard TD pass to Reggie Rucker at 1:59.

**Nov. 20, 1980 – San Diego 27, at Miami 24:** Chargers win toss. San Diego is forced to punt, but Woodrow Lowe intercepts David Woodley at the Miami 40 and returns it to the 12 of the Dolphins. Rolf Benirschke kicks 28-yard FG for Chargers at 7:14.

**Dec. 8, 1980 – at Miami 16, New England 13:** Dolphins win toss. Miami drives from its own 13 to the 5 of New England with the big play being a 54-yard pass to Duriel Harris from David Woodley. Uwe von Schamann kicks 23-yard FG at 3:20.

**Oct. 4, 1981 – at Miami 28, N.Y. Jets 28 (tie):** Jets win toss. Teams trade punts twice. Pat Leahy of Jets misses 48-yard FG attempt near end of OT period.

**Nov. 8, 1981 – Miami 30, at New England 27:** Dolphins win toss. Miami punts, but Bob Brudzinski intercepts Steve Grogan at New England 45 and returns it to 26 of the Pats. Thirteen yards is tacked on for unnecessary roughness on tackle of Brudzinski, before Uwe von Schamann kicks 30-yard FG at 7:09.

**\*Jan. 2, 1981 – San Diego 41, at Miami 38:** Chargers win toss. Rolf Benirschke misses 27-yard FG for San Diego and Uwe von Schamann of Miami has 34-yard FG blocked by Leroy Jones of Chargers. Benirschke kicks 29-yard FG at 13:52.

**Oct. 9, 1983 – Buffalo 38, at Miami 35:** Dolphins win toss. Uwe von Schamann misses FGs of 52 and 43 yards for Miami. Joe Danelo kicks 36-yard FG at 13:58.

**Nov. 18, 1984 – at San Diego 34, Miami 28:** Chargers win toss. Buford McGee runs for 25-yard TD at 3:17.

**Sept. 21, 1986 – at N.Y. Jets 51, Miami 45:** Jets win toss. Ken O'Brien throws a 43-yard TD pass to Wesley Walker at 2:35.

**Dec. 14, 1986 – Miami 37, at L.A. Rams 31:** Dolphins win toss. Dan Marino throws a 20-yard TD pass to Mark Duper at 3:04.

**Oct. 18, 1987 – at N.Y. Jets 37, Miami 31:** Jets win toss. Both teams exchange punts, then interceptions before Jets take over on another Dolphin interception. Pat Ryan passes eight yards to Eddie Hunter with :34 left in OT (at 14:26).

**Oct. 25, 1987 – Buffalo 34, at Miami 31:** Bills win toss. Scott Norwood kicks 27-yard FG at 4:12.

**Oct. 8, 1989 – at Miami 13, Cleveland 10:** Browns win toss. Cleveland drives to Miami 26-yard line, but Matt Bahr misses 44-yard FG. Miami drives 55 yards and Pete Stoyanovich kicks 35-yard FG at 6:28.

**Dec. 9, 1990 – at Miami 23, Philadelphia 20:** Eagles win toss. Both teams exchange punts, then Eagles' Jeff Feagles boots 23-yard punt. Miami drives 35 yards and Pete Stoyanovich kicks 39-yard FG at 12:32.

**Nov. 24, 1991 – Miami 16, at Chicago 13:** Dolphins win toss. Pete Stoyanovich kicks 27-yard FG at 4:11.

**Dec. 22, 1991 – N.Y. Jets 23, at Miami 20:** Dolphins win toss. Miami is forced to punt. Raul Allegre kicks 30-yard FG at 6:15.

**Dec. 27, 1992 – Miami 16, at New England 13:** Patriots win toss. New England is forced to punt. Pete Stoyanovich kicks 35-yard FG at 6:43.

**Jan. 2, 1994 – at New England 33, Miami 27:** Dolphins win toss. Miami is forced to punt. Dolphins intercept pass but are forced to punt. Drew Bledsoe passes 36 yards to Michael Timpson for touchdown at 10:14.

**Oct. 16, 1994** – at Miami 20, L.A. Raiders 17: Dolphins win toss. Pete Stoyanovich kicks 29-yard FG at 5:46.

**Nov. 20, 1994** – at Pittsburgh 16, Miami 13: Steelers win toss. Pittsburgh stopped on fourth down. Dolphins forced to punt. Gary Anderson kicks 39-yard FG at 10:19.

**Oct. 8, 1995** – Indianapolis 27, at Miami 24: Colts win toss. Cary Blanchard kicks 27-yard FG at 4:58.

**Sept. 7, 1997** – at Miami 16, Tennessee 13: Dolphins win toss. Olindo Mare kicks 29-yard FG at 12:45.

**Oct. 27, 1997** – Chicago 36, at Miami 33: Dolphins win toss. Both teams exchange punts, then Dan Marino is sacked and fumbles on Dolphins 17-yard line. Jeff Jaeger kicks 35-yard FG at 5:35.

**Oct. 25, 1998** – at Miami 12, New England 9: Dolphins win toss. Olindo Mare kicks 43-yard FG at 10:24.

**Oct. 23, 2000** – at N.Y. Jets 40, Miami 37: Dolphins win toss. Marcus Coleman intercepts Jay Fiedler pass then fumbles and Oronde Gadsden recovers. Coleman intercepts Fiedler again. John Hall kicks 40-yard field goal at 8:13.

**\*Dec. 30, 2000** – at Miami 23, Indianapolis 17: Dolphins win toss. Miami forced to punt. Mike Vanderjagt misses 49-yard field goal wide right. Lamar Smith scores on 17-yard touchdown run at 3:34.

**\*Playoff Game**

## LARGEST COMEBACKS

### DOLPHINS

MARGIN	SCORE/ QUARTER	FINAL SCORE	DATE	OPPONENT
1. 24 points	0-24 (3rd)	34-27	12/15/74	NEW ENGLAND
2. 18 points	3-21 (2nd)	24-21	1/4/86	CLEVELAND*
18 points	3-21 (2nd)	24-21	11/14/71	PITTSBURGH
4. 17 points	0-17 (3rd)	21-17	11/10/68	at Buffalo
17 points	3-20 (2nd)	31-23	11/12/89	at N.Y. Jets
17 points	7-24 (3rd)	28-24	11/27/94	at N.Y. Jets
17 points	0-17 (2nd)	28-20	10/29/00	GREEN BAY

**NOTE:** Miami's largest fourth-quarter comeback was from a 16-point deficit (0-16 to 21-16) against New Orleans on September 28, 1980.

### OPPONENTS

MARGIN	SCORE/ QUARTER	FINAL SCORE	DATE	OPPONENT
1. 23 points	7-30 (4th)	40-37 (OT)	10/23/00	at N.Y. Jets
2. 21 points	0-21 (2nd)	34-31 (OT)	10/25/87	BUFFALO
21 points	3-24 (3rd)	27-24 (OT)	10/8/95	INDIANAPOLIS
4. 18 points	10-28 (2nd)	45-28	10/9/77	at Baltimore
5. 15 points	6-21 (3rd)	22-21	1/9/95	at San Diego*
15 points	18-33 (4th)	36-33 (OT)	10/27/97	CHICAGO
7. 14 points	0-14 (3rd)	21-24	10/27/68	at Denver
14 points	0-14 (3rd)	31-28	10/3/76	L.A. RAMS
14 points	14-28 (4th)	34-28 (OT)	11/18/84	at San Diego
14 points	7-21 (2nd)	28-21	9/13/87	NEW ENGLAND
14 points	0-14 (1st)	40-21	11/15/87	at Indianapolis
14 points	0-14 (2nd)	34-14	11/26/89	PITTSBURGH
14 points	0-14 (1st)	35-31	9/1/91	at Buffalo

\* Playoff Game

# DOLPHINS' 10 LARGEST MARGINS

## ... OF VICTORY

	MARGIN	SCORE	DATE	OPPONENT
1.	52 points	52-0	11/12/72	NEW ENGLAND
2.	44 points	44-0	11/11/73	BALTIMORE
3.	43 points	43-0	10/19/75	at N.Y. Jets
4.	42 points	42-0	9/10/78	at Baltimore
	42 points	45-3	11/24/86	N.Y. JETS
	42 points	42-0	10/11/87	KANSAS CITY
7.	41 points	55-14	11/24/77	at St. Louis
8.	38 points	45-7	12/20/70	BUFFALO
	38 points	41-3	10/17/71	NEW ENGLAND
	38 points	52-14	9/3/95	N.Y. JETS

## ... OF DEFEAT

	MARGIN	SCORE	DATE	OPPONENT
1.	55 points	62-7	1/15/00	at Jacksonville*
2.	45 points	48-3	9/28/68	KANSAS CITY
3.	41 points	41-0	10/8/67	at Kansas City
	41 points	41-0	12/14/97	at Indianapolis
5.	35 points	35-0	11/1/70	at Baltimore
	35 points	42-7	10/13/91	at Kansas City
	35 points	38-3	1/9/99	at Denver*
8.	34 points	58-24	9/18/66	at Buffalo
	34 points	44-10	10/2/66	at San Diego
	34 points	34-0	10/12/80	at New England

\* Playoff Game

# DOLPHINS HOME & AWAY

YEAR	HOME	PCT.	ROAD	PCT.	OVERALL	PCT.
1966	2-5	.286	1-6	.143	3-11	.214
1967	4-3	.571	0-7	.000	4-10	.286
1968	1-5-1	.214	4-3	.571	5-8-1	.393
1969	2-3-1	.417	1-7*	.125	3-10-1	.250
1970	6-1	.857	4-3	.571	10-4	.714
1971	6-1	.857	4-2-1	.643	10-3-1	.750
1972	7-0	1.000	7-0	1.000	14-0	1.000
1973	7-0	1.000	5-2	.714	12-2	.857
1974	7-0	1.000	4-3	.571	11-3	.786
1975	5-2	.714	5-2	.714	10-4	.714
1976	3-4	.429	3-4	.429	6-8	.429
1977	6-1	.857	4-3	.571	10-4	.714
1978	7-1	.875	4-4	.500	11-5	.688
1979	6-2	.750	4-4	.500	10-6	.625
1980	5-3	.625	3-5	.375	8-8	.500
1981	6-1-1	.813	5-3	.625	11-4-1	.719
1982	4-0	1.000	3-2	.600	7-2	.778
1983	7-1	.875	5-3	.625	12-4	.750
1984	7-1	.875	7-1	.875	14-2	.875
1985	8-0	1.000	4-4	.500	12-4	.750
1986	4-4	.500	4-4	.500	8-8	.500
1987	4-3	.571	4-4	.500	8-7	.533
1988	4-4	.500	2-6	.250	6-10	.375
1989	4-4	.500	4-4	.500	8-8	.500



YEAR	HOME	PCT.	ROAD	PCT.	OVERALL	PCT.
1990	7-1	.875	5-3	.625	12-4	.750
1991	5-3	.625	3-5	.375	8-8	.500
1992	6-2	.750	5-3	.625	11-5	.688
1993	4-4	.500	5-3	.625	9-7	.563
1994	6-2	.750	4-4	.500	10-6	.625
1995	5-3	.625	4-4	.500	9-7	.563
1996	4-4	.500	4-4	.500	8-8	.500
1997	6-2	.750	3-5	.375	9-7	.563
1998	7-1	.875	3-5	.375	10-6	.625
1999	5-3	.625	4-4	.500	9-7	.563
2000	5-3	.625	6-2	.750	11-5	.688
<b>TOTALS</b>	<b>182-77-3</b>	<b>.700</b>	<b>137-128-1</b>	<b>.517</b>	<b>319-205-4</b>	<b>.608</b>

\*Includes 38-23 loss to Boston at Tampa

## DOLPHINS MONTH-BY-MONTH

(Regular Season)

YEAR	SEPTEMBER	OCTOBER	NOVEMBER	DECEMBER	RECORD
1966	0-3	2-2	0-4	1-2	3-11
1967	1-1	0-4	1-3	2-2	4-10
1968	0-3	2-1-1	2-2	1-2	5-8-1
1969	0-3	1-2-1	1-4	1-1	3-10-1
1970	1-1	3-1	3-2	3-0	10-4
1971	1-0-1	4-1	4-0	1-2	10-3-1
1972	2-0	5-0	4-0	3-0	14-0
1973	2-1	4-0	4-0	2-1	12-2
1974	2-1	3-1	3-1	3-0	11-3
1975	1-1	4-0	2-2	3-1	10-4
1976	2-1	2-3	1-3	1-1	6-8
1977	2-0	3-2	3-1	2-1	10-4
1978	2-2	4-1	2-2	3-0	11-5
1979	4-1	2-2	3-2	1-1	10-6
1980	3-1	1-3	2-3	2-1	8-8
1981	4-0	1-2-1	2-2	4-0	11-4-1
1982	2-0	0-0	1-1	4-1*	7-2
1983	3-1	3-2	3-1	3-0	12-4
1984	5-0	4-0	3-1	2-1	14-2
1985	3-1	2-2	3-1	4-0	12-4
1986	1-3	2-2	3-2	2-1	8-8
1987	1-1	1-3	3-2	3-1	8-7
1988	1-3	4-1	0-4	1-2	6-10
1989	1-2	3-2	3-1	1-3	8-8
1990	3-1	3-0	3-1	3-2	12-4
1991	2-3	1-2	3-1	2-2	8-8
1992	3-0	3-1	2-3	3-1	11-5
1993	2-1	4-0	3-1	0-5+	9-7
1994	3-1	3-1	2-2	2-2	10-6
1995	3-0	2-3	1-3	3-1	9-7
1996	3-1	1-3	2-2	2-2	8-8
1997	2-2@	3-1	3-2	1-2	9-7
1998	3-0	2-2	3-2	2-2	10-6
1999	2-0	4-1	2-2	1-4^	9-7
2000	3-1	3-1	3-1	2-2	11-5
<b>TOTALS</b>	<b>73-40-1</b>	<b>89-52-3</b>	<b>83-64</b>	<b>74-49</b>	<b>319-205-4</b>

\* Includes January 2, 1983, 34-7 win at Baltimore; + Includes January 2, 1994, 33-27 loss at New England; @ Includes August 31, 1997, 16-10 win over Indianapolis; ^ includes January 2, 2000 21-10 loss at Washington.

# PRIME TIME DOLPHINS

YEAR	DATE	OPPONENT	SCORE		NETWORK	ATTENDANCE
1970	Mon., Nov. 30	at Atlanta	20-7	W	ABC	53,303
1971	Mon., Nov. 29	CHICAGO	34-3	W	ABC	73,071
1972	Mon., Nov. 27	ST. LOUIS	31-10	W	ABC	78,190
1973	Mon., Oct. 15	at Cleveland	17-9	W	ABC	72,070
1973	Mon., Dec. 3	PITTSBURGH	30-26	W	ABC	68,901
1974	Mon., Oct. 7	N.Y. JETS	21-17	W	ABC	61,527
1974	Mon., Dec. 2	CINCINNATI	24-3	W	ABC	71,962
1975	Mon., Sept. 22	OAKLAND	21-31	L	ABC	78,744
1975	Mon., Dec. 1	NEW ENGLAND	20-7	W	ABC	61,963
1976	Mon., Sept. 13	at Buffalo	30-21	W	ABC	77,683
1976	Mon., Nov. 22	BALTIMORE	16-17	L	ABC	62,104
1977	Mon., Dec. 5	BALTIMORE	17-6	W	ABC	68,977
1978	Mon., Oct. 9	CINCINNATI	21-0	W	ABC	54,729
1978	Mon., Nov. 20	at Houston	30-35	L	ABC	50,290
1978	Mon., Dec. 18	NEW ENGLAND	23-3	W	ABC	72,071
1979	Mon., Oct. 8	at Oakland	3-13	L	ABC	52,419
1979	Mon., Nov. 5	HOUSTON	6-9	L	ABC	70,273
1979	Thur., Nov. 29	NEW ENGLAND	39-24	W	ABC	69,174
1980	Mon., Oct. 27	at N.Y. Jets	14-17	L	ABC	53,046
1980	Thur., Nov. 20	SAN DIEGO	24-27	L (OT)	ABC	63,013
1980	Mon., Dec. 8	NEW ENGLAND	16-13	W (OT)	ABC	63,292
1981	Thur., Sept. 10	PITTSBURGH	30-10	W	ABC	74,190
1981	Mon., Oct. 12	at Buffalo	21-31	L	ABC	78,576
1981	Mon., Nov. 30	PHILADELPHIA	13-10	W	ABC	67,797
1982	Mon., Nov. 29	at Tampa Bay	17-23	L	ABC	54,854
1982	Mon., Dec. 27	BUFFALO	27-10	W	ABC	73,924
1983	Mon., Sept. 19	at L.A. Raiders	14-27	L	ABC	57,796
1983	Mon., Nov. 28	CINCINNATI	38-14	W	ABC	74,506
1983	Fri., Dec. 16	N.Y. JETS	34-14	W	ABC	59,975
1984	Mon., Sept. 17	at Buffalo	21-17	W	ABC	65,455
1984	Mon., Nov. 26	N.Y. JETS	28-17	W	ABC	74,884
1984	Mon., Dec. 17	DALLAS	28-21	W	ABC	74,139
1985	Mon., Oct. 14	at N.Y. Jets	7-23	L	ABC	73,807
1985	Mon., Dec. 2	CHICAGO	38-24	W	ABC	75,594
1985	Mon., Dec. 16	NEW ENGLAND	30-27	W	ABC	69,489
1986	Mon., Nov. 10	at Cleveland	16-26	L	ABC	77,949
1986	Mon., Nov. 24	N.Y. JETS	45-3	W	ABC	70,206
1986	Mon., Dec. 22	NEW ENGLAND	27-34	L	ABC	74,516
1987	Sun., Nov. 22	at Dallas	20-14	W	ESPN	56,519
1987	Mon., Dec. 7	N.Y. JETS	37-28	W	ABC	62,592
1987	Sun., Dec. 20	WASHINGTON	23-21	W	ESPN	65,715
1987	Mon., Dec. 28	NEW ENGLAND	10-24	L	ABC	61,192
1988	Mon., Nov. 14	BUFFALO	6-31	L	ABC	67,091
1988	Sun., Nov. 20	NEW ENGLAND	3-6	L	ESPN	53,526
1988	Mon., Dec. 12	CLEVELAND	38-31	W	ABC	61,884
1989	Sun., Dec. 10	NEW ENGLAND	31-10	W	ESPN	55,918
1990	Thur., Oct. 18	NEW ENGLAND	17-10	W	TNT	62,630
1990	Mon., Nov. 19	L.A. RAIDERS	10-13	L	ABC	70,553
1990	Sun., Dec. 9	PHILADELPHIA	23-20	W (OT)	ESPN	67,034
1991	Sun., Nov. 10	NEW ENGLAND	30-20	W	ESPN	56,065
1991	Mon., Nov. 18	BUFFALO	27-41	L	ABC	71,062
1991	Mon., Dec. 9	CINCINNATI	37-13	W	ABC	60,616
1992	Mon., Sept 14	at Cleveland	27-23	W	ABC	74,765
1992	Mon., Nov. 16	BUFFALO	20-26	L	ABC	70,629
1992	Mon., Dec. 14	L.A. RAIDERS	20-7	W	ABC	67,098
1992	Sun., Dec. 20	N.Y. JETS	19-17	W	ESPN	68,275
1993	Mon., Oct. 4	WASHINGTON	17-10	W	ABC	68,568
1993	Sun., Oct. 24	INDIANAPOLIS	41-27	W	TNT	57,301
1993	Mon., Dec 13	PITTSBURGH	20-21	L	ABC	70,232
1993	Mon., Dec. 27	at San Diego	20-45	L	ABC	60,311
1994	Sun., Oct. 2	at Cincinnati	23-7	W	TNT	55,056
1994	Sun., Dec. 4	BUFFALO	31-42	L	ESPN	69,358
1994	Mon., Dec. 12	KANSAS CITY	45-28	W	ABC	71,578

YEAR	DATE	OPPONENT	SCORE		NETWORK	ATTENDANCE
1994	Sun., Dec. 25	DETROIT	27-20	W	ESPN	70,980
1995	Mon., Sept. 18	PITTSBURGH	23-10	W	ABC	72,874
1995	Sun., Nov. 5	at San Diego	24-14	W	ESPN	61,996
1995	Mon., Nov. 20	SAN FRANCISCO	20-44	L	ABC	73,080
1995	Mon., Dec. 11	KANSAS CITY	13-6	W	ABC	70,321
1996	Sun., Sept. 8	at Arizona	38-10	W	TNT	55,444
1996	Mon., Sept. 23	at Indianapolis	6-10	L	ABC	60,891
1996	Mon., Nov. 25	PITTSBURGH	17-24	L	ABC	73,489
1996	Mon., Dec. 16	BUFFALO	16-14	W	ABC	67,016
1997	Sun., Sept. 21	at Tampa Bay	21-31	L	TNT	73,314
1997	*Mon., Oct. 27	CHICAGO	33-36	L (OT)	ABC	73,156
1997	Mon., Nov. 17	BUFFALO	30-13	W	ABC	74,155
1997	Sun., Dec. 7	DETROIT	33-30	W	ESPN	72,266
1997	Mon., Dec. 22	NEW ENGLAND	12-14	L	ABC	74,379
1998	Mon., Oct. 12	at Jacksonville	21-28	L	ABC	74,051
1998	Mon., Nov. 23	at New England	23-26	L	ABC	58,729
1998	Sun., Dec. 13	N.Y. JETS	16-21	L	ESPN	74,369
1998	Mon., Dec. 21	DENVER	31-21	W	ABC	74,363
1999	Mon., Sept. 13	at Denver	38-21	W	ABC	75,623
1999	Mon., Oct. 4	BUFFALO	18-23	L	ABC	74,073
1999	Sun., Nov. 7	TENNESSEE	17-0	W	ESPN	74,109
1999	Mon., Dec. 27	N.Y. JETS	31-38	L	ABC	74,230
2000	Sun., Sept. 17	BALTIMORE	19-6	W	ESPN	73,464
2000	Mon., Oct. 23	at N.Y. Jets	37-40	L (OT)	ABC	78,389

**TOTALS: 35-29 Monday Night (29-16 home, 6-13 road); 18-5 Other (14-4 home, 4-1 road)**

\* Game originally scheduled for Sun., Oct. 26 postponed to Mon., Oct. 27 due to Game 7 of World Series

## DOLPHINS' 10 LARGEST CROWDS

1966-96 = actual attendance

1997-00 = paid attendance

### HOME (Pro Player Stadium, 1987-00)

ATTENDANCE	DATE	OPPONENT	RESULT
1. 75,283	10/27/96	Dallas	10-29 L
2. 74,379	12/22/97	New England	12-14 L
3. 74,369	12/13/98	N.Y. Jets	16-21 L
4. 74,363	12/21/98	Denver	31-21 W
5. 74,320	11/19/00	N.Y. Jets	3-20 L
6. 74,307	12/10/00	Tampa Bay	13-16 L
7. 74,295	11/21/99	New England	27-17 W
8. 74,230	12/27/99	N.Y. Jets	31-38 L
9. 74,155	11/17/97	Buffalo	30-13 W
10. 74,109	11/7/99	Tennessee	17-0 W

### HOME (Orange Bowl, 1966-86)

ATTENDANCE	DATE	OPPONENT	RESULT
1. 78,939	1/2/72	Baltimore	21-0 W
2. 78,914	11/19/72	N.Y. Jets	28-24 W
3. 78,744	9/22/75	Oakland	21-31 L
4. 78,196	12/24/72	Cleveland	20-14 W
5. 77,596	10/15/72	San Diego	24-10 W
6. 76,801	11/27/72	St. Louis	31-10 W
7. 76,696	12/16/72	Baltimore	16-0 W
8. 76,029	1/6/85	Pittsburgh	45-28 W
9. 75,770	12/23/73	Cincinnati	34-16 W
10. 75,594	12/2/85	Chicago	38-24 W

### ROAD

ATTENDANCE	DATE	OPPONENT	RESULT
1. 103,667	1/30/83	*Washington (at Pasadena)	17-27 L

ATTENDANCE	DATE	OPPONENT	RESULT
2. 85,462	1/14/73	*Washington (at L.A.)	14-7 W
3. 84,059	1/20/85	*San Francisco (at Stanford)	16-38 L
4. 80,591	1/16/72	*Dallas (at New Orleans)	3-24 L
5. 80,374	11/18/79	Cleveland	24-30 L
6. 80,368	10/4/92	Buffalo	37-10 W
7. 80,252	9/1/91	Buffalo	31-35 L
8. 80,235	12/23/90	Buffalo	14-24 L
9. 80,208	10/29/89	Buffalo	17-31 L
10. 79,829	9/17/72	Kansas City	20-10 W

\*Super Bowl

## ATTENDANCE

7 home, 7 away from 1966-1977; 8 home, 8 away from 1979-1981, 1983-86, 1988-00; 4 home, 5 away in 1982; 7 home, 8 away in 1987

### TICKETS DISTRIBUTED, REGULAR SEASON

YEAR	HOME TOTAL	HOME AVERAGE	ROAD TOTAL	ROAD AVERAGE	TICKETS DIST.
1966	183,934	26,276	243,276	34,754	427,210
1967	202,874	28,982	256,029	36,576	458,903
1968	216,734	30,962	252,271	36,039	469,005
1969	242,815	34,687	280,957	40,137	523,772
1970	440,141	62,877	348,918	49,845	789,059
1971	482,879	68,982	413,194	59,028	896,073
1972	557,881	79,697	421,503	60,215	979,384
1973	551,270	78,753	474,477	67,782	1,025,747
1974	537,418	76,774	409,643	58,520	947,061
1975	487,758	69,680	424,325	60,618	912,083
1976	400,109	57,158	431,595	61,656	831,704
1977	370,282	52,898	405,979	57,997	776,261
1978	488,068	61,009	434,188	54,274	922,256
1979	498,080	62,260	498,262	62,283	996,342
1980	423,500	52,938	463,890	57,986	887,390
1981	515,103	64,388	468,204	58,526	983,307
1982	247,173	61,975	235,044	47,008	482,217
1983	527,358	65,920	490,497	61,312	1,017,855
1984	542,722	67,840	488,166	61,021	1,030,888
1985	560,447	70,055	514,831	64,354	1,075,278
1986	538,683	67,335	556,232	69,529	1,094,915
1987	476,610	68,087	451,943	56,493	928,553
1988	535,851	66,981	533,744	66,178	1,069,595
1989	492,455	61,557	504,448	63,056	996,903
1990	532,931	66,616	528,665	66,083	1,057,287
1991	507,935	63,492	527,132	65,892	1,035,067
1992	543,995	67,999	539,319	67,415	1,083,314
1993	570,676	71,335	540,515	67,564	1,111,191
1994	593,480	74,185	517,482	64,685	1,110,962
1995	601,954	75,244	528,517	65,940	1,130,471
1996	600,849	75,106	514,408	64,301	1,115,257

### ACTUAL, REGULAR SEASON

YEAR	HOME TOTAL	HOME AVERAGE	ROAD TOTAL	ROAD AVERAGE	ALL ACTUAL
1966	177,349	25,336	237,423	33,918	414,772
1967	189,815	27,116	238,289	34,041	428,104
1968	208,987	29,856	237,849	33,978	446,836
1969	226,348	32,335	264,191	37,742	490,539
1970	413,422	59,060	334,422	47,774	747,844
1971	464,658	66,380	403,174	57,596	867,832
1972	544,162	77,737	414,056	59,151	880,058

*Dolphins' 10 Largest Crowds/Attendance • 417*



YEAR	HOME TOTAL	HOME AVERAGE	ROAD TOTAL	ROAD AVERAGE	TICKETS DIST.
1973	442,482	63,212	437,554	62,508	880,036
1974	457,768	65,395	397,324	56,761	855,092
1975	453,353	64,765	401,731	57,390	855,084
1976	358,817	51,260	418,727	59,818	777,544
1977	339,698	48,528	383,253	54,750	722,951
1978	465,251	58,156	421,856	52,732	887,107
1979	455,137	56,892	475,116	59,390	930,253
1980	384,829	48,104	439,024	54,878	823,853
1981	489,292	61,161	459,962	57,495	949,254
1982	239,346	59,837	205,948	43,390	445,294
1983	487,939	60,992	451,995	56,499	939,934
1984	524,874	65,609	471,050	58,883	995,924
1985	542,228	67,812	491,990	61,499	1,034,218
1986	467,288	58,411	529,603	66,200	996,891
1987	394,672	56,382	392,118	49,015	786,790
1988	469,276	58,660	470,243	58,780	939,519
1989	447,663	55,958	481,003	60,125	928,666
1990	510,359	63,794	508,113	63,514	1,018,472
1991	476,858	59,607	496,006	62,001	972,864
1992	512,576	64,072	505,503	63,188	1,018,079
1993	537,920	67,240	519,542	64,943	1,057,462
1994	558,057	69,757	506,381	63,298	1,064,438
1995	560,917	70,115	501,583	62,698	1,062,500
1996	545,918	68,240	476,379	59,547	1,022,297

## PAID, REGULAR SEASON

YEAR	HOME TOTAL	HOME AVERAGE	ROAD TOTAL	ROAD AVERAGE	PAID TOTAL
1997	574,811	71,851	522,208	65,276	1,097,019
1998	581,784	72,723	546,530	68,316	1,128,314
1999	592,161	74,020	547,485	68,436	1,139,646
2000	589,909	73,738	528,974	66,121	1,118,883

## SEASON TICKETS, PRESEASON

YEAR	SEASON TICKETS	PRESEASON HOME	PRESEASON ROAD	PRESEASON TOTAL
1966	12,503	1- 36,366	3- 55,154	4- 91,520
1967	13,050	2- 86,693	3- 39,414	5-126,107
1968	14,924	3-145,257	2- 27,003	5-172,260
1969	17,478	3-140,514	3- 67,759	6-208,273
1970	26,161	4-246,176	2- 46,008	6-292,184
1971	44,834	4-237,753	2- 92,344	6-330,097
1972	69,303	3-222,821	3-161,100	6-383,921
1973	74,961	4-313,411	2-104,550	6-417,961
1974	67,322	3-193,442	3-157,681	6-351,123
1975	49,026	4-213,186	2-107,190	6-320,376
1976	44,494	2-102,338	4-227,598	6-329,936
1977	34,838	2- 81,517	4-218,777	6-300,294
1978	41,456	2- 97,461	*3-142,278	5-239,739
1979	41,140	2- 94,095	2-118,327	4-212,422
1980	38,385	2- 83,331	2-115,230	4-198,561
1981	37,574	2- 82,792	2-102,272	4-185,064
1982	39,208	2- 91,938	2-115,581	4-207,519
1983	42,039	1- 38,735	3-160,308	4-199,043
1984	43,187	1- 46,705	3-147,125	4-193,830
1985	46,435	2- 78,686	2- 78,501	4-157,187
1986	50,729	2- 96,581	2-104,500	4-201,081
1987	63,096	2-129,687	2-113,016	4-242,703
1988	53,839	2-101,065	≠3-152,384	5-253,449
1989	44,869	2- 92,833	2-108,150	4-200,983
1990	45,570	2- 89,586	2-108,853	4-198,439
1991	47,148	2- 94,038	#3-175,064	5-269,102
1992	43,846	2- 92,939	‡3-183,934	5-276,873
1993	47,996	2- 93,129	2-111,181	4-204,310
1994	48,809	2- 98,466	3-161,412	5-259,878
1995	53,606	2-100,301	2-101,174	4-201,475
1996	60,808	2-106,739	2- 90,898	4-197,637

YEAR	SEASON TICKETS	PRESEASON HOME	PRESEASON ROAD	PRESEASON TOTAL
1997	55,373	2-115,182	@ 3-198,742	5-313,924
1998	56,002	2-121,099	2-117,457	4-238,556
1999	60,042	2-121,038	2-124,347	4-245,385
2000	58,113	2-118,990	2-92,826	4-211,816

\* includes 18,355 in Hall of Fame game at Canton, Ohio.

≠ includes 70,535 in American Bowl game in London, England

# includes 51,122 in American Bowl game in Tokyo, Japan

‡ includes 60,813 in American Bowl game in Berlin, Germany

@ includes 104,629 in American Bowl game in Mexico City, Mexico

## HISTORICAL HIGHLIGHTS

### 1965

- March 3 – Minneapolis lawyer Joseph Robbie meets AFL Commissioner Joe Foss in Washington, and Foss advises Robbie to apply for an expansion franchise in Miami.
- May 6 – Joseph Robbie meets Miami Mayor Robert King High to ascertain the availability of the Orange Bowl stadium, and the mayor agrees to invite the AFL to Miami.
- June 7 – AFL Executive Committee votes to expand in 1966 at a meeting in Monmouth Park, N.J.
- Aug. 16 – AFL awards its first expansion franchise to Joseph Robbie and television star Danny Thomas for \$7.5 million.
- Nov. 27 – Miami picks Kentucky QB Rick Norton and Illinois RB Jim Grabowski in first round of AFL's college draft. Tulsa WR Howard Twilley is selected in 12th round.
- Dec. 16 – Miami Dolphins, Ltd. organizes as a Florida limited partnership. Joseph Robbie becomes Managing General Partner and Danny Thomas Sports, Inc., becomes the other general partner.

### 1966

- Jan. 15 – Miami picks 31 players from eight teams in AFL expansion draft. One of the draftees, T Norm Evans of Houston, would play 10 seasons at right tackle.
- Jan. 29 – George Wilson becomes first head coach after eight years coaching the Detroit Lions (57-46-6 and NFL champions in 1957) and one year as a Washington assistant.
- June 8 – AFL merges into NFL with Pete Rozelle as commissioner. An AFL-NFL championship game is scheduled for the next January followed by a common draft.
- July 5 – Dolphins open first training camp at St. Petersburg Beach as 83 players report.
- Aug. 7 – Training camp moves to St. Andrews School in Boca Raton, Fla.
- Sept. 2 – Joe Auer returns opening kickoff 95 yards for Dolphin TD in first regular-season game, but Oakland wins, 23-14, at Orange Bowl before 26,776 spectators.
- Oct. 16 – Dolphins end string of nine losses (four in pre-season) by defeating Denver, 24-7, with a George Wilson, Jr. screen pass to Billy Joe turning into a 67-yard TD. Only 23,393 spectators were at Orange Bowl.
- Dec. 18 – QB John Stofa passes for four TDs, capped by 14-yard strike to Joe Auer with 38 seconds remaining, for 29-28 victory over Houston at Orange Bowl before 20,045 spectators.

### 1967

- March 14 – Miami picks Purdue QB Bob Griese in first round of common draft. Griese is the fourth player selected.
- June 1 – Joseph Robbie and W. H. Keland purchase the interest of Danny Thomas and agree to equalize present holdings in Miami Dolphins, Ltd., whenever either acquires outside holdings.
- Aug. 19 – Record crowd of 50,822 sees first interleague game, which Atlanta wins, 27-17.
- Sept. 17 – QB John Stofa breaks his right ankle shortly after scoring a TD, and rookie Bob Griese

directs 35-21 victory over Denver at Orange Bowl. RB Abner Haynes gains 151 yards in season opener. Griese throws 68-yard TD pass to Joe Auer.

- Nov. 26 – Dolphins end eight-game losing streak by defeating Buffalo, 17-14, on a fourth-down, 31-yard TD pass from Bob Griese to Howard Twilley with 1:01 remaining.
- Dec. 27 – Miami trades QB John Stofa to expansion club Cincinnati for 1968 draft picks in first and second rounds

---

## 1968

---

- Jan. 30 – Miami picks Syracuse FB Larry Csonka in first round of draft. Csonka is the eighth player selected.
- Aug. 17 – Dolphins gain first interleague victory, 23-7 over Philadelphia at Orange Bowl.
- Aug. 31 – AFL-record crowd of 68,125 at Orange Bowl sees Coach Don Shula's Baltimore Colts win interleague game, 22-13. WR Jack Clancy (67 catches as rookie) injures left knee, putting him out for season.
- Nov. 24 – Rookie strong safety Dick Anderson returns interception 96 yards for TD in 34-10 victory over Boston at Fenway Park.
- Dec. 8 – QB Bob Griese sets then-club records with 2,473 yards, 186 completions and 21 TDs for season after directing 38-7 victory over Boston at Orange Bowl. Griese misses final game due to bruised knee.

---

## 1969

---

- Jan. 28 – Miami picks Georgia DE Bill Stanfill in first round of draft. Stanfill is the 11th player selected.
- March 24 – Miami obtains all-time AFL middle linebacker Nick Buoniconti from Boston in trade for QB Kim Hammond and LB John Bramlett.
- May 10 – Pro football realignment for 1970 places Dolphins in AFC East with Boston, Buffalo, New York Jets and NFL's Baltimore.
- May 16 – Joseph Robbie becomes majority owner of Dolphins when he is joined by five Miami businessmen in purchasing the interest of W. H. Keland.
- July 2 – Miami obtains G Larry Little, a native of Miami, from San Diego in trade for CB Mack Lamb.
- Sept. 14 – QB Bob Griese passes for a then-record 327 yards and rookie Mercury Morris returns kickoff 105 yards for TD, but Dolphins lose season opener, 27-21 at Cincinnati.
- Oct. 26 – Dolphins notch first victory after 0-4-1 start as LB Nick Buoniconti helps restrict rookie O.J. Simpson to 12 yards on 10 carries. Miami wins 24-6 over Buffalo at Orange Bowl.
- Nov. 9 – Only 8,374 spectators brave a downpour at Boston College and FB Larry Csonka splashes 54 yards for TD in 17-16 victory over Patriots. QB Bob Griese injures right knee, putting him out for final five games.

---

## 1970

---

- Jan. 27 – Miami obtains WR Paul Warfield from Cleveland in trade for 1970 first-round draft pick.
- Feb. 18 – Don Shula, 40, becomes head coach and vice president after seven years coaching the Baltimore Colts (71-23-4). He succeeds George Wilson, who coached the Dolphins for four years (15-39-2).
- April 11 – Dolphins join scouting combine BLESTO-V.
- April 13 – NFL Commissioner Pete Rozelle gives the Dolphins' 1971 first-round draft pick to Baltimore as compensation for loss of Don Shula.
- April 20 – Don Shula completes coaching staff with Mike Scarry (defensive line), Monte Clark (offensive line), Bill Arnsparger (defensive coordinator), Howard Schnellenberger (offensive coordinator), Carl Taseff (offensive backs) and holdover Tom Keane (defensive backs).
- April 25 – Don Shula meets 47 players for indoctrination camp at University of Miami.
- July 12 – Rookies report to new training headquarters at Biscayne College in North Miami.
- Aug. 29 – Record crowd of 76,712 sees fourth consecutive pre-season victory, 20-13 over Baltimore.
- Oct. 3 – Dolphins post first-ever victory over Oakland, 20-13, as WR Paul Warfield catches two TD passes.
- Oct. 10 – Dolphins post first-ever victory over New York Jets, 20-6, and QB Joe Namath (93-161 for 1,506 yards and 12 TDs in eight previous meetings), 20-6.

- Nov. 22 – Dolphins reverse a 35-0 loss by defeating Baltimore, 34-17 at Orange Bowl, as free safety Jake Scott returns punt 77 yards for TD.
- Dec. 20 – Dolphins extend winning streak to six games and clinch playoff berth with 45-7 victory over Buffalo at Orange Bowl.

---

## 1971

---

- Sept. 1 – Miami obtains LB Bob Matheson from Cleveland in trade for 1972 second-round pick and Matheson later becomes key to the 53 Defense.
- Oct. 17 – QB Bob Griese sets NFL record with three consecutive passes for TDs in first quarter of 41-3 victory over New England at Orange Bowl.
- Nov. 7 – Dolphins post first-ever shutout, 34-0 over Buffalo at Orange Bowl, although Bills gained 364 yards.
- Nov. 14 – QB Bob Griese, despite illness, rallies Dolphins from 21-3 deficit to a 24-21 victory over Pittsburgh at Orange Bowl with record 86-yard TD pass to Paul Warfield.
- Dec. 19 – Record regular-season crowd of 74,215 paid sees Dolphins win AFC East title by defeating Green Bay, 27-6. FB Larry Csonka becomes club's first 1,000-yard rusher with 1,051 yards, and placekicker Garo Yepremian leads NFL with 117 points.
- Dec. 25 – Dolphins win longest game (82 minutes, 40 seconds) in pro football history, 27-24 at Kansas City, as Garo Yepremian kicks 37-yard field goal in second overtime of AFC semifinal playoff.

---

## 1972

---

- Jan. 2 – Dolphins stymie Baltimore, 21-0, for first AFC Championship before 78,629 spectators at Orange Bowl. Colts are scoreless for first time in 97 games and strong safety Dick Anderson returns interception 62 yards for clinching TD.
- Jan. 16 – Dallas rushes for 252 yards in defeating Dolphins 24-3 in Super Bowl VI before 81,035 spectators at Tulane Stadium in New Orleans.
- April 25 – Dolphins claim 16-year pro QB Earl Morrall, age 38, on waivers from Baltimore.
- Oct. 1 – Dolphins end season ticket sale at record 69,303.
- Oct. 15 – QB Earl Morrall replaces injured Bob Griese (broken right leg, dislocated ankle) at Orange Bowl and finishes 24-10 victory over San Diego for 5-0 record.
- Nov. 12 – Don Shula becomes first NFL coach to win 100 regular-season games in 10 seasons as Dolphins smother New England, 52-0, with 501 total yards at Orange Bowl.
- Dec. 16 – Dolphins achieve NFL's first 14-0 regular-season record and break NFL rushing record with 2,960 yards by defeating Baltimore 16-0 at Orange Bowl.
- Dec. 31 – QB Bob Griese comes off bench in 7-7 battle in third quarter after 10-game absence and rallies Dolphins to 21-17 victory at Pittsburgh to repeat as AFC Champions.

---

## 1973

---

- Jan. 14 – Dolphins cap a perfect season in Super Bowl VII at Los Angeles by defeating Washington 14-7 for NFL's first unbeaten, untied record. A 28-yard TD pass from Bob Griese to Howard Twilley and interceptions by LB Nick Buoniconti and safety Jake Scott are key plays.
- April 18 – Dolphins surpass NFL record with 74,961 season ticket sales. Kansas City held old record of 72,855 in 1972.
- Sept. 30 – RB Mercury Morris sets single-game rushing record of 197 yards on 15 carries with three TDs (24, 70, 35) in 44-23 win over New England at Orange Bowl.
- Nov. 11 – Dolphins shut out Baltimore for fourth consecutive time, 44-0, as CB Tim Foley returns two blocked punts for TDs at Orange Bowl.
- Dec. 15 – WR Paul Warfield catches four TD passes (21, 7, 16, 4) from Bob Griese in first half of 34-7 victory over Detroit at Orange Bowl. Dolphins compile best two-year record (26-2) in NFL history.
- Dec. 30 – Dolphins rush for 266 yards in defeating Oakland 27-10 for unprecedented third straight AFC Championship at Orange Bowl.

---

## 1974

---

- Jan. 13 – Dolphins overpower Minnesota 24-7 in Super Bowl VIII at Rice Stadium in Houston for



second consecutive NFL Championship. FB Larry Csonka gains 145 yards on 33 carries as Dolphins outscore three playoff foes, 85-33.

- Jan. 20 – Garo Yepremian kicks five field goals for AFC, including 42- yarder with 21 seconds remaining, for 15-13 victory in Pro Bowl at Kansas City.
- March 31 – FB Larry Csonka, WR Paul Warfield and RB Jim Kiick sign \$3.3 million package deal in Toronto to play for John Bassett in World Football League.
- July 1 – NFL Players Association declares strike, and Dolphin Managing General Partner Joseph Robbie charges NFLPA with search and destroy mission.
- July 10 – Chicago Tribune Charities cancels July 26 College All-Star Game with Dolphins due to strike.
- July 17 – Seven veterans cross picket line: C Jim Langer, S Jake Scott, TE Jim Mandich, LB Bob Matheson, QB Earl Morrall and RBs Don Nottingham and Mercury Morris.
- Aug. 14 – Strike ends after seven weeks.
- Nov. 17 – Dolphins outlast Buffalo 35-28 at Orange Bowl on 23-yard TD by Don Nottingham with 19 seconds remaining; third time in season that Dolphins score winning points with less than 20 seconds to play.
- Dec. 2 – FB Larry Csonka gains 100 yards for 19th time with 123 yards in 24-3 victory over Cincinnati at Orange Bowl; is Miami's seventh consecutive win on Monday night TV.
- Dec. 15 – Dolphins rally from 24-point deficit to defeat New England 34-27 for 31st consecutive victory (excluding pre-season) at Orange Bowl. QB Earl Morrall passes for 288 yards as Miami closes with 11-3 record.
- Dec. 21 – Raiders spoil Dolphins' bid for third consecutive NFL Championship, 28-26, in AFC semifinal at Oakland on 8-yard TD pass from Ken Stabler to Clarence Davis with 26 seconds remaining.

---

## 1975

---

- Sept. 22 – Winning streak at Orange Bowl stops at 31 games after 31-21 loss to Oakland.
- Oct. 19 – Dolphins intercept Jets QB Joe Namath six times in 43-0 victory at New York.
- Oct. 22 – World Football League folds after losing \$30 million, but three ex-Dolphins remain under contract to John Bassett.
- Nov. 23 – QB Bob Griese suffers torn tendons in right foot during third quarter of 33-17 loss to Baltimore at Orange Bowl.
- Dec. 7 – Third-string QB Don Strock directs 31-21 victory over Buffalo at Orange Bowl for 12th consecutive win over Bills.
- Dec. 14 – Dolphins suffer 10-7 loss in overtime at Baltimore on 31-yard FG by Toni Linhart and miss qualifying for playoffs for first time in six years under Don Shula.

---

## 1976

---

- Jan. 22 – Prescription Athletic Turf (grass) approved for Orange Bowl stadium at a cost of \$244,500.
- March 30 – Seattle selects Dolphin original T Norm Evans in expansion draft; Tampa Bay selects LBs Bruce Elia and Doug Swift, who retires to enter medical school.
- Sept. 26 – Dolphins face QB Joe Namath of New York Jets for last time and post 16-0 shutout at Orange Bowl.
- Oct. 17 – WR Howard Twilley, last of Dolphin originals, surpasses 3,000 career yards with eight catches for 104 yards in 20-17 overtime loss to Kansas City at Orange Bowl.
- Dec. 5 – WR Freddie Solomon gains 252 yards in three-TD spectacular that includes 79-yard punt return, 53-yard pass play and 59-yard flanker reverse in 45-27 victory over Buffalo Bills at Orange Bowl.

---

## 1977

---

- March 14 – Dolphins agree to 10-year lease for use of Orange Bowl with three-year cancellation notice. New lease doubles rent to \$45,000 per game, but is less than City of Miami's proposed 10 percent of gross ticket sales.
- May 2 – QB Earl Morrall, age 43, who spent five seasons with the Dolphins, retires after a 21-year career. Morrall passed for 20,809 career yards and guided the Dolphins through most of undefeated 1972 season.
- Sept. 11 – QB Bob Griese, forced to wear eyeglasses because of problems with contact lenses, passes for two TDs in 27-21 pre-season victory at New York Giants.

- Nov. 24 – QB Bob Griese becomes first NFL quarterback since 1972 to throw six TD passes in a game, and Dolphins set records of 55 points and 503 yards in 55-14 rout on Thanksgiving Day at St. Louis.
- Dec. 5 – Rookie RB Leroy Harris gallops 77 yards for longest TD run in Dolphin history, capping a 17-6 victory over Baltimore at Orange Bowl.
- Dec. 15 – Maxwell Club of Philadelphia names QB Bob Griese as its Pro Player of Year.

---

## 1978

---

- Feb. 17 – Chuck Connor, 40, becomes Director of Player Personnel after three years of scouting for BLESTO. He succeeds Bobby Beathard, who resigned Feb. 7 to become general manager of the Washington Redskins.
- April 17 – Dolphins acquire RB Delvin Williams from San Francisco 49ers in exchange for WR Freddie Solomon, S Vern Roberson and picks in the first and fifth rounds of 1978 draft.
- Aug. 25 – QB Bob Griese suffers torn ligaments in left knee during 24-20 pre-season victory at Tampa Bay, and backup Don Strock guides Dolphins to 5-2 record before Griese returns as starter Oct. 22.
- Nov. 5 – A 17-point blitz in first quarter and five quarterback sacks enable Dolphins to upset defending Super Bowl champion Dallas Cowboys, 23-16 at Orange Bowl.
- Nov. 12 – Delvin Williams becomes first 1,000-yard rusher of 1978 with 144 yards and two TDs in 25-24 triumph at Buffalo, marking 18th straight win over Bills. Williams sets Dolphin record of 1,258 yards rushing in season.
- Dec. 10 – LB Larry Gordon intercepts three passes in 23-6 rout of Oakland Raiders at Orange Bowl to clinch wild-card berth in playoffs.
- Dec. 18 – Garo Yepremian ties NFL record with 16th consecutive field goal, capping 23-3 victory over New England and boosting Dolphins to 11-5 record.

---

## 1979

---

- Jan. 8 – Howard Schnellenberger, receivers and passing game coach, is named head coach at the University of Miami.
- Feb. 22 – FB Larry Csonka, 32, re-signs with Dolphins as a free agent after four-year absence in World Football League (1975) and with NFL's New York Giants (1976-78).
- Oct. 14 – Tony Nathan escapes on record 86-yard punt return for TD as Dolphins defeat Buffalo, 17-7, for 20th consecutive win in series.
- Nov. 29 – QB Bob Griese, benched in favor of Don Strock for second straight game, rallies Dolphins to 26 points in second half for 39-24 victory over New England as FB Larry Csonka scores three TDs.
- Dec. 9 – QB Bob Griese completes 17 of 22 passes for 229 yards in 28-10 win at Detroit which clinches AFC East title.
- Dec. 30 – Pittsburgh overpowers Dolphins with 20-point first quarter in 34-14 playoff victory at Pittsburgh, and Steelers eventually win Super Bowl XIV.

---

## 1980

---

- Sept. 5 – Don Shula signs four-year contract through 1983 season, canceling old pact which had one year remaining.
- Sept. 21 – QB Bob Griese wins his 100th game, coming off bench and passing for two TDs in fourth quarter for 20-17 victory at Atlanta.
- Nov. 9 – Rookie QB David Woodley passes for three TDs and runs for another two TDs in stunning 35-14 upset of defending National Conference champion Los Angeles Rams at Anaheim.

---

## 1981

---

- Feb. 5 – Six-time All-Pro guard Larry Little, 35, retires following a 14-year career which included 12 years with the Dolphins. He ended with 152 career starts.
- June 25 – QB Bob Griese, the 14th passer in football history to eclipse 25,000 yards, retires following a 14-year career with the Dolphins. He had presided over 101 of the 135 victories in the club's history (101-62-3) and was consensus All-Pro in 1971 and 1977. The six-time Pro Bowl quarterback held records of 1,926 completions in 3,429

attempts, 25,092 yards and 56.2 percent passing accuracy. He guided Miami to Super Bowl triumphs in 1972 and 1973.

- July 1 – Dolphin linebacker Rusty Chambers is killed in an automobile accident in Hammond, La.
- Sept. 10 – Rookie Tom Vigorito rambles 87 yards for record punt-return TD as Dolphins crush Pittsburgh 30-10 before 74,190 fans, the largest Orange Bowl crowd since 1975.
- Sept. 27 – Coach and son clash as Shula Bowl I has Don Shula opposed by Baltimore rookie punt returner David Shula. Dolphins outlast Colts 31-28 for fourth straight win in Baltimore.
- Oct. 4 – Wide receiver Nat Moore sets Dolphin record (since broken) with 210 receiving yards (on seven catches) as Miami and New York Jets play to 28-28 tie.
- Nov. 1 – Shula Bowl II, as the Dolphins defeat the Colts and David Shula 27-0 in Miami.
- Nov. 8 – Don Shula captures 200th NFL coaching victory when linebacker Bob Brudzinski intercepts pass in overtime to set up Uwe von Schamann for 30-yard field goal in 30-27 triumph at New England.

---

## 1982

---

- Jan. 2 – Dolphins overcome 24-0 deficit but succumb in overtime, 41-38, to San Diego in highest-scoring playoff game in history. Rolf Benirschke ends four-hour struggle with 29-yard field goal. It is the first game in NFL history where two quarterbacks, Miami reliever Don Strock and San Diego star Dan Fouts, both passed for more than 400 yards. Orange Bowl crowd of 73,735 comprised fourth sell-out of season.
- Sept. 21 – NFLPA calls players strike with games not resuming until November 21.
- Dec. 12 – In one of the most bizarre incidents in Miami Dolphin history, a work release parolee (Mark Henderson) cleared a space on the snow-frozen turf at New England's Sullivan Stadium that enabled the Patriots to kick a late fourth-quarter field goal and win the game 3-0 before 25,716 fans.
- Dec. 27 – The incredible record of not having won in 16 years in the Orange Bowl continued as the Dolphins scored 20 unanswered points in the second half to defeat the Buffalo Bills 27-10.

---

## 1983

---

- Jan. 8 – For the first time in nine years, the Dolphins win a playoff game, defeating the New England Patriots 28-13 before 68,842 fans.
- Jan. 16 – The Dolphins choke off the San Diego Chargers famed offense and defeat them 34-13 before 71,383 fans. The Chargers were held to only 247 yards in total offense, 203 yards below their league-leading average.
- Jan. 23 – A.J. Duhe sets an AFC playoff record with three interceptions, including one for a 35-yard touchdown romp, as the Dolphins defeat the New York Jets for the third time in one season to win the AFC crown, 14-0.
- Jan. 30 – In Pasadena, California, the Dolphins appear in their fourth Super Bowl, and in spite of leading with only 10 minutes to play, they lose 27-17 to Washington before a sell out crowd of 103,667 and a TV audience estimated at 115 million. Fulton Walker sets a Super Bowl record with a 98-yard kickoff return for a touchdown as he returns four kickoffs for a total of 190 yards.
- April 26 – The Dolphins select quarterback Dan Marino in the first-round of the 1983 draft (27th player overall).
- June 25 – Starting linebacker Larry Gordon dies of a rare heart disease while jogging in Arizona at the age of 28. Gordon had been the Dolphins' first-round draft choice in 1976 out of Arizona State.
- Oct. 9 – Quarterback Dan Marino and wide receiver Mark Duper make their first-ever starts for the Miami Dolphins, with Marino passing for 322 yards and Duper netting seven catches for 202 yards. The offensive explosion produces 971 total yards between the Dolphins and Bills, with Buffalo winning the Orange Bowl encounter, 38-35 in overtime.
- Nov. 28 – Dolphin Owner Joseph Robbie announces the signing of Head Coach Don Shula to a multi-year contract.
- Dec. 2 – Bill Arnsparger, the Dolphins' Assistant Head Coach and mastermind of the team's defense, resigns to become the head coach at Louisiana State University. His resignation is effective at the end of the season.
- Dec. 16 – With starting QB Dan Marino sidelined for the second consecutive game, relief pitcher Don Strock again steps in to help lead Miami to a 34-14 Orange Bowl win over the Jets. Safety Mike Kozlowski breaks open a close game when he returns two

interceptions for touchdowns in a 61-second span in the fourth quarter. WR Mark Duper catches four passes for 71 yards to become the first Dolphin receiver to go over the 1,000-yard mark in a single season.

- Dec. 27 – The Dolphins name 54-year-old Chuck Studley as their Defense Coach to replace Bill Arnsparger. Studley had spent the 1983 season as defensive coordinator and then interim head coach of the Houston Oilers.

---

## 1984

---

- March 5 – Miami Dolphin Owner Joseph Robbie announces plans to build a new multi-purpose stadium in north Dade County. Mr. Robbie also announces acquisition of the land and discusses possible stadium funding.
- June 24 – Running back David Overstreet is killed in an automobile accident in Winona, Texas.
- Oct. 7 – The Dolphins beat Pittsburgh 31-7 to move Head Coach Don Shula into third place on the NFL's list for all-time winningest coaches.
- Oct. 21 – Wide receiver Nat Moore catches a 19-yard TD pass from QB Dan Marino for the 58th touchdown of his Dolphin career. That surpasses Larry Csonka's all-time club record of 57.
- Nov. 11 – The Dolphins remain the NFL's only unbeaten team as they improve their record to 11-0 (16 straight regular-season wins) with a 24-23 victory over Philadelphia. DE Doug Betters' block of an Eagle PAT with 1:52 remaining in the game seals the win.
- Dec. 2 – The Dolphins lose a 45-34 decision to the Raiders, but QB Dan Marino breaks the all-time NFL record for TD passes in a season with his 37th. He also shatters Dolphin single-game records for most yards passing (470), most completions (35) and most attempts (57).
- Dec. 17 – Miami ends the regular season with the best record in the AFC (14-2) following a 28-21 victory over Dallas. WR Mark Clayton catches three touchdown passes to give him 18 for the season as he eclipses the all-time NFL mark in that category. Dan Marino becomes the first-ever NFL quarterback to pass for over 5,000 yards in a season as he ends up with 5,084. Both Clayton (73-1,389) and WR Mark Duper (71-1,306) surpass prior Dolphin records for receptions and reception yardage in one season.
- Dec. 20 – QB Dan Marino is named as the NFL's Most Valuable Player by the Associated Press.

---

## 1985

---

- Jan. 6 – The Dolphins defeat the Steelers 45-28 in the AFC Championship game in Miami to earn a berth in Super Bowl XIX.
- Jan. 8 – Joseph Robbie gives the go-ahead to prepare final plans and specifications to construct the new 75,000-seat Dolphin Stadium.
- Jan. 20 – The Dolphins drop a 38-16 decision to the San Francisco 49ers in Super Bowl XIX before 84,059 fans at Stanford Stadium in Palo Alto, California.
- Feb. 15 – Miami names 42-year-old Mel Phillips as its new defensive backfield coach. Phillips comes to the Dolphins after five seasons in the same capacity for the Detroit Lions.
- March 14 – Following a presentation led by Joseph Robbie to NFL owners at the league meetings in Phoenix, Miami is selected as the site for Super Bowl XXIII (1989).
- Sept. 29 – In a game billed nationally as "Marino-Elway I," Miami's Dan Marino wins this one over Denver, 30-26, completing 25 of 43 passes for three TDs and a season-best 390 yards. Veteran WR Nat Moore also produces his top performance of 1985 with the 12th 100-plus yard game of his career. WR Vince Heflin's first-ever NFL TD, a 46-yard catch, proves to be the game-winner.
- Oct. 9 – The Dolphins acquire All-Pro linebacker Hugh Green from Tampa Bay in exchange for a first- and second-round draft pick in 1986.
- Nov. 10 – Wide receiver Mark Duper, in his first game back after being sidelined for seven weeks with a broken leg, establishes a new Dolphin record by gaining 217 reception yards. In addition, his 50-yard scoring catch from Dan Marino with less than a minute remaining gives the Dolphins a 21-17 win over the Jets and the start of an eight-game winning streak.
- Dec. 1 – Owner Joseph Robbie officially breaks ground on the new 75,000-seat Dolphin Stadium.
- Dec. 2 – Led by a swarming defense that produces six sacks and three interceptions, the Dolphins administer the only defeat to be suffered by the eventual Super Bowl champion Chicago Bears, 38-24. A season-high Orange Bowl crowd of 75,594 witness the Monday night affair.
- Dec. 31 – Owner Joseph Robbie obtains the construction loan and is granted permanent financing for the new Dolphin Stadium.



---

## 1986

---

- Jan. 4 – The Dolphins rally from a 21-3 deficit to defeat the Cleveland Browns 24-21 in an AFC divisional playoff game. Miami is led offensively by Tony Nathan's 10 receptions for 101 yards and rookie Ron Davenport's two touchdowns.
- Jan. 12 – Despite 20 tackles by LB Bob Brudzinski, the Dolphins commit six turnovers and lose 31-14 to the New England Patriots in the AFC Championship game before 74,978 fans in the Orange Bowl. It marks Miami's first loss in an AFC title game in six tries.
- Jan. 21 – Dolphin C Dwight Stephenson is named the recipient of the NFL's Man of the Year award at a press conference in New Orleans. The award is in recognition of Stephenson's outstanding performance on the playing field and in the community.
- Jan. 22 – The Dolphins announce the retirement of Defensive Line Coach Mike Scarry, a member of Don Shula's staff since 1970. Dan Sekanovich, formerly of the Jets and Falcons, is named to replace him.
- Feb. 19 – Miami appoints Receivers and Quarterbacks Coach David Shula to the position of Assistant Head Coach. In addition, the club names Mike Westhoff as the Special Teams/Tight Ends Coach.
- June 3 – Owner Joseph Robbie plants a ceremonial 30-foot Royal Palm tree to begin a million dollar beautification project near Dolphin Stadium.
- Sept. 6 – Dan Marino signs a multi-year contract to remain as QB of the Dolphins. Two days before, Marino's wife, Claire, had given birth to the couple's first child – Daniel Charles.
- Sept. 21 – Miami suffers a heart-breaking 51-45 overtime loss to the N.Y. Jets in the Meadowlands as Dan Marino reaches 1,500 career attempts to qualify as the NFL's top-ranked passer of all-time. Marino finishes the afternoon 30 of 50 for 448 yards and six TDs. The six TDs are a personal high for Marino and tie the team record held by Bob Griese. Mark Duper (154) and Mark Clayton (174) each have over 100 yards receiving in the game. Standout LB Hugh Green suffers a knee injury which sidelines him for the season.
- Oct. 12 – In what was billed as "Marino-Kelly I," the Dolphins and Dan Marino (24 of 41 for 337 yards) defeat the Buffalo Bills and Jim Kelly (20 of 28 for 218 yards, two INTs) 27-14 at the Orange Bowl.
- Nov. 24 – The N.Y. Jets enter the Orange Bowl with a nine-game winning streak and the league's best record at 10-1. They leave with a 45-3 loss as Lorenzo Hampton rushes for 148 yards and two TDs on 19 carries (7.8 average) including a 54-yard TD run. Hampton's 100 yards snap a streak of 36 regular-season games (41 overall) for Miami without a 100-yard rusher. Marino completes a personal-high 80.6 percent of his passes (29 of 36) for 288 yards and four TDs.
- Nov. 25 – Less than 24 hours after the memorable 45-3 win over the Jets, General Manager Mike Robbie announces at a press conference that Don Shula has signed a multi-year contract to remain as head coach.
- Dec. 14 – Dan Marino sets an NFL career record with the seventh 400-yard game of his career as he passes for 403 yards in a thrilling 37-31 overtime win in Anaheim, Calif., over the playoff-bound L.A. Rams. Marino completes 29 of 46 with five TDs, including a 20-yarder to Mark Duper in OT to win the game. Marino is named AFC Offensive Player of the Week for his efforts.
- Dec. 22 – The Dolphins play their final game in the Orange Bowl – a 34-27 loss to the New England Patriots. New England captures the AFC East title with the win. The Dolphins finish 21 years in the Orange Bowl with an impressive 110-38-3 (.738) regular-season record. Marino sets NFL single-season records for completions (378) and attempts (623).

---

## 1987

---

- Jan. 8 – Four former Dolphins – Bob Griese, Larry Csonka, Jim Langer and Larry Little – are among a group of 14 finalists under consideration for the 1987 class of enshrinees for the Pro Football Hall of Fame, it is announced by the Hall of Fame in Canton, Ohio.
- Jan. 10 – John Offerdahl is named Old Spice NFL Rookie of the Year
- Jan. 20 – Tom Olivadotti, an assistant for the Cleveland Browns, is named Defensive Coach for Miami. He is put in charge of the overall defense with the prime responsibility of pass defense. Chuck Studley is re-assigned as Linebacker Coach, with prime responsibility of run defense. Linebacker Coach Bob Matheson resigns.
- Jan. 27 – Former Dolphin greets Larry Csonka and Jim Langer are among a group of seven named to the Pro Football Hall of Fame. They join Paul Warfield as the only members of the franchise to earn the honor, with induction scheduled for August 8.

- Aug. 16 – The Dolphins play host to the Chicago Bears in the first game ever played in Joe Robbie Stadium. The date marks the 22nd anniversary of the Dolphin franchise. The Bears put a damper on the festive evening with a 10-3 preseason victory before 63,451. QB Dan Marino (dislocated ring finger on right hand) and LB John Offerdahl (torn right bicep) suffer injuries. Marino is out for three weeks; Offerdahl will miss the first six regular-season games.
- Sept. 22 – NFL Players Association goes on strike; the Dolphins' home contest with New York Giants (first regular-season game in Joe Robbie Stadium) on September 27 is cancelled because of strike.
- Oct. 4 – The Dolphins' "replacement" team takes the field for the first time, traveling to Seattle to meet the Seahawks. The Dolphins lose, 24-20.
- Oct. 11 – Miami's replacement team records a 42-0 shutout victory over the Kansas City Chiefs in the first regular-season game played in Joe Robbie Stadium. Safety Liffort Hobley (two interceptions, 55-yard fumble recovery for a TD, four tackles, two passes defended) is named AFC defensive player of the week for his efforts. Don Shula and Joe Robbie are given game balls by the replacement team following the contest in honor of Miami's first win in the new stadium. The next week (October 18), the replacement team loses its last game, 37-31 in overtime, to the N.Y. Jets at the Meadowlands.
- Oct. 25 – After four missed weeks of action (one game cancellation, three replacement games), the regular Dolphin players return to action. Miami loses 34-31 in overtime at home to the Buffalo Bills. The 21-point comeback by Buffalo is the best ever by an opponent against a Dolphins team.
- Nov. 1 – Don Shula wins his 250th regular-season game as the Dolphins defeat Pittsburgh 35-24 at Joe Robbie Stadium.
- Nov. 29 – The Dolphins suffer their first shutout loss (27-0 at Buffalo) since December 12, 1982 – the famous snowplow game at New England (3-0). The game also sees the end of Dan Marino's streak of 30 straight games with at least one touchdown pass. His string is second all-time to Johnny Unitas' 47.
- Dec. 20 – Miami picks up its final win of 1987 with a 23-21 victory over Washington at Joe Robbie Stadium. The Dolphins lose the following week (December 28) in the '87 finale to New England, 24-10, at home. The Redskins, meanwhile, go on to win Super Bowl XXII, 42-10 over Denver.
- Dec. 30 – RB Troy Stradford is named NFL Offensive Rookie of the Year by the Associated Press.

---

## 1988

---

- Jan. 14 – It is announced that former Dolphins QB Bob Griese is among a group of 15 finalists under consideration for the 1988 class of enshrinees in the Pro Football Hall of Fame in Canton, Ohio.
- Feb. 29 – Former Dolphin Larry Seiple is named receivers coach. Seiple, who had been out of pro coaching for a year, had been receivers coach at Detroit (1980-84) and Tampa Bay (1985-86).
- July 11 – Training camp opens for the Dolphins at St. Thomas University as Head Coach Don Shula welcomes 109 players – the largest group of players in Shula's tenure as Dolphin head coach.
- July 31 – The Dolphins make their first ever trip abroad and take on the San Francisco 49ers at Wembley Stadium in London for the third-annual American Bowl. Miami comes from behind to defeat the 49ers, 27-21, before 70,535 British fans to open the pre-season.
- Sept. 18 – Miami registers its first win of the season in a 24-17 triumph over the Green Bay Packers. It marks Miami's 18th win in 23 home openers, including 13 straight years, and a 17-2 record under Don Shula. Dan Marino goes over the 20,000-yard mark in career passing yardage and becomes only the 45th quarterback in NFL history to do so.
- Oct. 9 – The Dolphins reverse history by defeating the Raiders, 24-17, at the Los Angeles Memorial Coliseum. It marks Miami's first win ever against the Raiders in their home stadium and the Dolphins' first victory over the Raiders in 10 years. The game is played in 96 degree heat - the warmest game in Dolphins' history.
- Oct. 16 – Miami wins its third consecutive game of the season as the Dolphins defeat the San Diego Chargers, 31-28. Quarterback Dan Marino throws for 329 yards and moves into sole possession of second-place on the NFL's career 300-yard passing games list with his 27th such game (behind only Dan Fouts with 51).
- Oct. 23 – Dan Marino records the second-best single-game passing yardage total in NFL history – 521 yards (Norm Van Brocklin holds the single-game record of 554 yards) and completes 35 of a team record 60 attempts, all to no avail as the N.Y. Jets defeat the Dolphins, 44-30, at Joe Robbie Stadium.

- Oct. 30 – Shula Bowl III – Head Coach Don Shula and his assistant head coach and son, David Shula, are on the opposite side of the field of Mike Shula, a coaches' assistant for Tampa Bay, as the Dolphins defeat the Bucs, 17-14, in Tampa Stadium.
- Dec. 12 – Dan Marino becomes the first quarterback in NFL history to pass for over 4,000 yards four times in a career in the Dolphins' 37-31 win over Cleveland. He also throws for his 193rd career touchdown, setting a new Dolphin record and surpassing the total of former quarterback Bob Griese, who had previously held the mark. Marino tops the record that took Griese 14 seasons to accomplish in only six-plus seasons. Also, receiver Mark Clayton surpasses Nat Moore in the record books as he catches a pass in his 37th consecutive game.

---

## 1989

---

- Jan. 22 – Joe Robbie Stadium hosts Super Bowl XXIII only two-and-a-half years after its initial opening. San Francisco comes back in the final minutes of the game to defeat the Cincinnati Bengals, 20-16. The game marks the first time since Super Bowl XIII (January 21, 1979) that the NFL's championship game is played in Miami.
- Jan. 23 – Dolphin Linebackers Coach Chuck Studley resigns after five seasons with Miami.
- Jan. 25 – Former Miami Hurricanes defensive coordinator Dave Wannstedt joins the Dolphins coaching staff as linebackers coach.
- Feb. 27 – David Shula, the Dolphins' assistant head coach and passing game coordinator, and Dave Wannstedt, the team's linebackers coach, resign their position to accept new posts with the Dallas Cowboys.
- March 1 – George Hill is named the new linebackers coach for the Dolphins, while John Sandusky, the Dolphins' offensive line coach, is promoted to assistant head coach.
- March 6 – Gary Stevens, formerly of the University of Miami, is named quarterbacks/pass offense coach for the Dolphins.
- May 15 – Chuck Connor, the Dolphins director of player personnel for 11 seasons, announces his resignation to join the Atlanta Falcons as director of pro scouting.
- June 12 – Tom Heckert, formerly a college scout with the Tampa Bay Buccaneers and Cleveland Browns, is named Miami's Director of College Scouting.
- Sept. 10 – Jim Kelly scores on a two-yard run on the game's last play to give the Buffalo Bills a 27-24 win over the Dolphins. The loss dropped Miami's record in season openers to 10-13-1 and in home openers to 18-5-1 and it also snapped a 13-game winning streak in home openers, which had been the NFL's longest active home opener winning streak.
- Sept. 17 – In Miami's 24-10 win at New England, Dan Marino throws his 200th career touchdown pass, becoming the 13th player in NFL history to throw for 200 TDs. It was just his 89th career game, and he reaches the 200 touchdown pass mark faster than any quarterback in NFL history.
- Oct. 8 – In Miami's 13-10 overtime win vs. Cleveland, Dan Marino goes over 25,000 yards passing in his career, becoming the 25th player in NFL history to reach the 25,000 yards passing milestone. Marino also breaks Bob Griese's Dolphin team record of 25,092 career passing yards.
- Nov. 5 – Sammie Smith rushes for 123 yards in Miami's 19-13 win over the Indianapolis Colts, the third best single game rushing total ever by a Dolphin rookie. It also breaks a 27-game streak in which the Dolphins did not have a running back gain 100 or more yards.
- Nov. 12 – Pete Stoyanovich kicks a team-record 59-yard field goal in a 31-23 victory over the New York Jets, a kick that also tied the third longest field goal in NFL history.
- Nov. 19 – Miami defeats Dallas 17-14 in Shula Bowl IV, as Don Shula extends his record to 4-0 in Shula vs. Shula contests. This time Shula was opposed by son Dave, the Assistant Head Coach of the Cowboys. The win also was the Dolphins' sixth win in their last seven games and moved them into a first-place tie with the Buffalo Bills atop the AFC East.
- Dec. 3 – Dan Marino goes over 3,000 yards passing for the year in Miami's 26-21 loss at Kansas City. It was his sixth season passing for 3,000 yards and he ties Dan Fouts' NFL record of six 3,000 yard seasons.
- Dec. 24 – The Dolphins are eliminated from playoff contention with a 27-24 loss to the Kansas City Chiefs in the season finale at Joe Robbie Stadium. The game is played in 40-degree weather, the coldest home game in the history of the Dolphins.

---

## 1990

---

- Jan. 7 – Joseph Robbie, founder and owner of the Dolphins and the driving force behind the construction of Joe Robbie Stadium, dies of respiratory failure at age 73.
- Jan. 12 – The Miami Dolphins and Robbie Stadium Corporation undergo an organization

realignment to ensure continued administration of both entities by the Robbie family. Tim Robbie becomes President of the Dolphins, Dan and Janet Robbie are named Executive Vice Presidents of the team, while Eddie Jones is named Executive Vice President and General Manager of the club. In addition, J. Michael Robbie is named Executive Vice President of Robbie Stadium Corporation.

- Jan. 19 – Dolphin President Tim Robbie announces that the Dolphins have signed Don Shula to a three-year contract to remain as head coach.
- Jan. 27 – Former Dolphin great Bob Griese is among a group of seven named to the Pro Football Hall of Fame. The Dolphin quarterback becomes the fourth player in Miami history to earn the honor with induction scheduled for August 4.
- Feb. 7 – Monte Clark, former San Francisco and Detroit Head Coach and Dolphin Assistant Coach, is named Miami's Director of Pro Personnel, while Charley Winner is given expanded duties and is named the club's Director of Player Personnel.
- March 7 – H. Wayne Huizenga, Chairman of the Board and Chief Executive Officer of Blockbuster Video, purchases fifty percent of the Robbie Stadium Corporation (the parent company of Joe Robbie Stadium) as well as a fifteen percent limited partnership in the Miami Dolphins.
- Sept. 9 – Sammie Smith rushes for an opening-day record 159 yards and a touchdown as the Dolphins break a five-year losing streak in season openers with a 27-24 win at the New England Patriots.
- Sept. 16 – Team founder Joe Robbie is the first enshrinee on the "Dolphin Honor Roll" at Joe Robbie Stadium. In addition, the Dolphins end a six-game losing streak to the Buffalo Bills and move into undisputed first place in the AFC East for the first time since Week 15 of the 1985 season with a 30-7 triumph. It is also Don Shula's 200th career regular season win as head coach of the Dolphins.
- Oct. 18 – In Miami's 17-10 win over the New England Patriots, Don Shula coaches in his 400th career regular season game as a head coach in the NFL.
- Nov. 19 – During halftime of Miami's 13-10 loss to the Los Angeles Raiders, the team's four Hall of Fame enshrinees, Larry Csonka, Bob Griese, Jim Langer and Paul Warfield, are inducted into the "Dolphin Honor Roll."
- Nov. 25 – Miami improves its record to 9-2 and clinches the team's first winning season since 1987 with a 30-13 win over the Cleveland Browns. Also, Dan Marino goes over 30,000 yards passing in his career, becoming the 11th player in NFL history to reach the 30,000-yard mark. It is just his 114th career game, and he reaches the 30,000-yard plateau faster than any quarterback in NFL history.
- Dec. 9 – The Dolphins earn a 23-20 overtime win over the Philadelphia Eagles and clinch the team's first playoff berth since 1985.
- Dec. 16 – In Miami's 24-17 win over the Seattle Seahawks, Dan Marino goes over 3,000 yards passing for the year. It is his seventh season passing for 3,000 yards and he ties Joe Montana's NFL record of seven 3,000-yard seasons.
- Dec. 19 – Richmond Webb becomes the first rookie offensive tackle – and second rookie offensive lineman overall – to be selected to the NFL's annual Pro Bowl contest.
- Dec. 23 – Dan Marino throws his 20th touchdown pass of the season in Miami's 24-14 loss at the Buffalo Bills. It is his eighth season with 20 or more touchdown passes and he ties Johnny Unitas' NFL record of eight 20-plus touchdown seasons.

---

## 1991

---

- Jan. 5 – The Dolphins return to the playoffs after a four-year absence with a 17-16 win over the Kansas City Chiefs in Joe Robbie Stadium. In the contest, Pete Stoyanovich sets an NFL playoff record with a 58-yard field goal.
- Jan. 12 – Miami drops a 44-34 playoff decision at the Buffalo Bills. The teams combine for 78 points – the highest scoring non-overtime playoff game in history. The only higher scoring playoff was Miami's 41-38 overtime loss to the San Diego Chargers on Jan. 2, 1982.
- Jan. 24 – Monte Clark, the Dolphins director of pro personnel, announces his resignation.
- Jan. 27 – Larry Csonka is named to the NFL's all-time Super Bowl Silver Anniversary team.
- Feb. 2 – Richmond Webb is named NFL Rookie of the Year by The Sporting News.
- March 8 – Mike Shula joins Dolphins as a Coaches' Assistant.
- March 26 – The Robbie Family and Wayne Huizenga purchase 107 acres of land adjacent to Joe Robbie Stadium for additional parking and future development.
- May 23 – At the NFL owners meetings in Minneapolis, Joe Robbie Stadium is selected as the site for Super Bowl XXIX (1995).
- Aug. 3 – The Dolphins make the longest road trip in team history as they travel 14,912 round-trip miles to Tokyo to battle the Los Angeles Raiders at the Tokyo Dome in American Bowl



- '91. Miami comes from behind to defeat the Raiders, 19-17, before 51,122 Japanese fans.
- Aug. 20 – Dan Marino signs a five-year contract extension to remain as quarterback of the Miami Dolphins.
- Sept. 22 – Don Shula captures the 300th win of his coaching career with Miami's 16-13 win over the Green Bay Packers. With career coaching win number 300, Shula joins the immortal George Halas (324 wins) as the only NFL coaches to win 300 or more games.
- Nov. 10 – In Miami's 30-20 win over New England, both Mark Duper and Mark Clayton surpass Nat Moore's team record of 7,547 career receiving yards. Duper is the first to move past Moore with a 17-yard reception in the first quarter, while Clayton passes Moore with a 32-yard touchdown catch in the fourth quarter.
- Nov. 18 – During halftime of Miami's 41-27 loss to the Buffalo Bills, former Dolphin great middle linebacker Nick Buoniconti is inducted into the Dolphin Honor Roll.
- Nov. 24 – The Dolphins record a 16-13 overtime win at Chicago in 27-degree snowy weather, only the second win ever for the Dolphins in their nine games in which the temperature has been 27 degrees or colder.
- Dec. 1 – Dan Marino sets an NFL record as he goes over 3,000 yards passing in a season for the eighth time in his career in Miami's 33-14 win over Tampa Bay. Marino entered the 1991 campaign with seven such seasons and was tied with Joe Montana for the record.
- Dec. 9 – Miami defeats Cincinnati 37-13 in Shula Bowl V as Don Shula extends his record to 5-0 in Shula vs. Shula contests. This time, Shula teamed with son Mike, a Dolphins coaches assistant, and was opposed by son David, the receivers coach for the Bengals. In the contest, Dan Marino set an NFL record by throwing his 20th touchdown pass of the season. It is his ninth season with 20 or more touchdown passes. He entered 1991 with eight such seasons and was tied with Johnny Unitas for the record. Also, Mark Clayton breaks Nat Moore's team record for career TDs (75) and career receiving scores (74) with a 16-yard TD reception in the fourth quarter to give Clayton his 76th career score (75 catch, one punt return) and 75th receiving TD.
- Dec. 15 – Pete Stoyanovich breaks Garo Yepremian's single-season team record of 28 field goals in Miami's 38-30 loss to the San Diego Chargers. Stoyanovich boots his 29th of the year with a 24-yarder in the first quarter. He would go on to hit on 31 field goals during the 1991 season which tied for the league high with Washington's Chip Lohmiller.
- Dec. 22 – The Dolphins drop a 23-20 overtime decision to the New York Jets in a winner-take-all battle for the AFC's final wild card spot. Miami takes a 20-17 lead with just 44 seconds left in regulation on a one-yard scoring toss from Dan Marino to Ferrell Edmunds. However, the Jets move the ball and tie the game at 20-20 on a 44-yard field goal by Raul Allegre with no time left on the clock. New York wins the game in overtime on a 30-yard field goal by Allegre.

---

## 1992

---

- Feb. 1 – Former Dolphin All-Pro center Dwight Stephenson rejoins Miami as assistant offensive line coach.
- Feb. 3 – Hall of Fame defensive tackle Joe Greene is named as the Dolphins' defensive line coach. Greene replaced Dan Sekanovich, who announced his resignation.
- May 20 – Dolphins sign a long-term agreement to build a new training facility at Nova University in Davie, to be ready by the start of the 1993 training camp.
- June 1 – Charley Winner announces his retirement as Miami's Director of Player Personnel. Winner, who had served 37 years in the NFL as a coach and administrator, originally joined the Dolphins in 1981.
- June 4 – Tom Heckert is named as the Dolphins' Director of Player Personnel. Heckert had worked the previous three years as Miami's Director of College Scouting.
- June 12 – Tom Braatz, a 27-year NFL executive with the Atlanta Falcons and Green Bay Packers, is named as Miami's Director of College Scouting.
- July 17 – Don Shula signs a two-year contract extension to continue as the Dolphins' Head Coach through the 1994 season. The extension takes effect at the conclusion of Shula's current contract which expires following the 1992 season.
- Aug. 16 – The Dolphins travel 9,908 round-trip miles and earn a 31-27 preseason win over the Denver Broncos before a crowd of 60,813 fans at Berlin's Olympic Stadium. The game marks the third time overall and second consecutive season that the Dolphins have travelled abroad to play a preseason contest and the win improves Miami's record to 3-0 in games played on foreign soil. The Dolphins join the L.A. Rams as only teams which have recorded wins in contests played in each of the three American Bowl sites (London, Tokyo and Berlin).
- Aug. 31 – Miami's season opening contest, scheduled for September 6 at Joe Robbie Stadium against the New England Patriots, is rescheduled for October 18, the National Football

League announces. The date change is made in the aftermath of Hurricane Andrew, which struck the South Florida area on August 25. Both teams originally were off that weekend, based on the NFL's 16-games-over-17-weeks schedule which allows each team one bye during the season. The Patriots and Dolphins will have their Open Week on September 6, which marks the beginning of the 1992 regular season.

- Sept. 29 – The Dolphins dip into the free agent market and sign perennial all-pro tight end Keith Jackson.
- Oct. 4 – The Dolphins improve to 4-0 and take over sole possession of first place in the AFC East for the first time in 34 weeks with a 37-10 win over the Buffalo Bills at Rich Stadium. The win snaps Miami's six-game losing streak to the Bills at Rich Stadium. The Dolphins' last triumph in Buffalo was a 34-24 win on November 16, 1986. With the win, Miami moves ahead of the second-place Bills (4-1) in the AFC East for the first time since the second week of the 1990 season. Individually, safety Louis Oliver records three interceptions and returns one of his INTs for a 103-yard touchdown. Oliver's return ties for the NFL's all-time longest interception return with a 103-yard return by San Diego's Vencie Glenn against Denver on November 29, 1987.
- Oct. 18 – Dan Marino throws four touchdown passes as Miami earns a 38-17 win over the Patriots at Joe Robbie Stadium in a game that is rescheduled from September 6 due to the effects of Hurricane Andrew. Marino throws four-or-more touchdowns in a game for the 17th time in his career and ties the all-time NFL record for most career games with four or more touchdown passes with Johnny Unitas.
- Nov. 8 – The Dolphins record a 28-0 win at the Indianapolis Colts. Miami's shutout is the first by the team since October 11, 1987, when the Dolphins posted a 42-0 win over the Kansas City Chiefs in a replacement contest at Joe Robbie Stadium. In addition, it is the first Dolphin shutout in a non-replacement game since December 22, 1985, in a 28-0 win over the Buffalo Bills in the Orange Bowl and the first road shutout since September 4, 1983, in a 12-0 win at the Buffalo Bills in Rich Stadium.
- Nov. 16 – During halftime ceremonies of Miami's 26-20 loss to the Buffalo Bills, the 1972 Miami Dolphins team, holders of the only perfect season in NFL history and winners of Super Bowl VII, are honored and inducted into the Dolphin Honor Roll.
- Dec. 14 – Miami reverses history by earning a 20-7 win over the Los Angeles Raiders on Monday Night Football at Joe Robbie Stadium. The contest marks the Dolphins' first win over the Raiders in a game played in Miami since a 23-6 triumph on December 10, 1978, in the Orange Bowl.
- Dec. 20 – The Dolphins clinch the team's second trip to the playoffs in the last three seasons with a 19-17 come-from-behind win over the New York Jets at Joe Robbie Stadium. In the contest, Dolphins quarterback Dan Marino throws the 290th touchdown pass of his NFL career and ties Johnny Unitas for second place on the NFL's all-time touchdown pass list.
- Dec. 23 – Dan Marino is named to his team-record seventh Pro Bowl team. He breaks the former team record of six Pro Bowl appearances which he shared with Bob Griese, Bob Kuechenberg and Jim Langer. In addition, Marino is named as a starter in the NFL's annual all-star game for the fifth time in his career and he ties the team record held by Jim Langer.
- Dec. 27 – The Dolphins clinch the AFC East title with a 16-13 overtime win over the New England Patriots at Foxboro Stadium. Miami closes the regular season with an 11-5 record and coupled with Buffalo's 27-3 loss at Houston later in the day, the Dolphins win the team's first division championship since 1985. In addition, the win marks the 300th regular season victory of Dolphins' Head Coach Don Shula's coaching career.

---

## 1993

---

- Jan. 10 – The Dolphins earn a 31-0 win over the San Diego Chargers in the AFC Divisional Playoffs before a crowd of 71,224 at Joe Robbie Stadium. Miami's 31-point margin of victory is the largest by the team in a playoff game. The previous largest margin of victory in the post-season by the Dolphins was three 21-point wins as Miami had a 21-0 win over the Baltimore Colts on Jan. 2, 1972; a 34-13 win over the San Diego Chargers on Jan. 16, 1983; and a 31-10 win over the Seattle Seahawks on Dec. 29, 1984.
- Jan. 17 – The 1992 season comes to a close. Miami suffers five turnovers (two interceptions and three fumbles) as the team drops a 29-10 decision to the Buffalo Bills in the AFC Championship contest before a crowd of 72,703 at Joe Robbie Stadium. The attendance of 72,703 marks the largest crowd to witness a Dolphin game at JRS. The previous high was 71,224 which was set the previous week on January 10 to witness the Dolphins' 31-0 win over San Diego in an AFC Divisional Playoff game.
- Jan. 26 – Kim Helton is named the team's offensive line coach. John Sandusky, who served as assistant head coach/offensive line, remains with the team as assistant head coach

and assumes the responsibility of coaching the tight ends. In addition, assistant offensive line coach Dwight Stephenson resigns to pursue his interests in the construction and real estate business.

- Jan. 30 – Former Dolphins great Larry Little is among a group of five named to the Pro Football Hall of Fame. The former Dolphin guard becomes the fifth player in Miami history to earn the honor, joining RB Larry Csonka, QB Bob Griese, C Jim Langer and WR Paul Warfield.
- Feb. 7 – The Dolphin coaching staff leads the AFC to a 23-20 overtime win over the NFC in the Pro Bowl contest played in Honolulu, Hawaii.
- Feb. 11 – Mike Shula resigns as a coaches assistant and is named as tight end coach of the Chicago Bears.
- Feb. 22 – Tony Nathan, who spent the past five years as a coaches' assistant on the Miami Dolphins coaching staff, is promoted to offensive backs coach. In addition, Carl Taseff, who served as the team's offensive backs coach since joining the Dolphins in 1970, will become more active in other areas of the football operation, including personnel scouting and evaluation, and will maintain a continued involvement in various coaching responsibilities.
- May 21 – Kim Helton resigns as offensive line coach to become head coach at the University of Houston. John Sandusky, who served as offensive line coach from 1976-92, resumes his offensive line coaching responsibilities.
- June 1 – Rich McGeorge is named as assistant offensive line/tight ends coach of the Dolphins.
- June 4 – Dolphins hold last practice session at St. Thomas University, which had served as host to team's training facility since July 12, 1970.
- July 11 – Ribbon cutting ceremonies officially open the Dolphins' new training facility on campus of Nova University in Davie, Fla.
- Sept. 12 – Dan Marino surpasses the 40,000-yard passing mark during Miami's 24-14 loss to the N.Y. Jets. He joins Fran Tarkenton (47,003), Dan Fouts (43,040) and Johnny Unitas (40,239) as the only quarterbacks to gain 40,000 passing yards. Marino attains the 40,000-yard mark in only 153 regular-season games and accomplishes the feat faster than any QB in league history. The previous record for fastest ascent to 40,000 yards was 168 games by Dan Fouts.
- Oct. 10 – Scott Mitchell comes off the bench and replaces an injured Dan Marino (torn Achilles in right foot) and throws a pair of touchdown passes to lead the Dolphins to a 24-14 win at the Cleveland Browns. Mitchell enters the game just before halftime and completes 10 of 16 passes for 118 yards with two touchdowns and an interception. Mitchell is named as AFC Offensive Player of the Week for his performance against the Browns. Marino is placed on Injured Reserve on October 13 and misses the remainder of the season.
- Oct. 24 – Dan Marino misses his first starting assignment in 145 consecutive non-replacement regular season games as Miami earns a 41-27 win over Indianapolis. The game marks the first career NFL start at quarterback for Scott Mitchell as he hits on 12 of 19 passes for 190 yards with a touchdown. Mitchell becomes the eighth player to start at quarterback for the Dolphins since Don Shula was named head coach in 1970.
- Oct. 31 – Don Shula wins the 324th game of his coaching career and ties George Halas for the all-time record for most wins by an NFL head coach as Miami earns a 30-10 win over the Kansas City Chiefs. Shula achieves the coaching milestone in his 31st year (482nd game) of his NFL coaching career as compared to 40 seasons (506 games) for Halas to accomplish the feat. On the field, Scott Mitchell throws for 344 yards and three touchdowns and becomes the first Dolphin quarterback other than Dan Marino to pass for over 300 yards and throw three or more touchdown passes since David Woodley gained 408 yards and threw three scores on October 25, 1981, at the Dallas Cowboys.
- Nov. 14 – The Dolphins endure another quarterback injury as Scott Mitchell suffers a separated shoulder during Miami's 19-14 win at Philadelphia. The win enables Don Shula to record the 325th triumph of his coaching career as he becomes the winningest coach in NFL history surpassing George Halas. In the contest, Doug Pederson replaces Mitchell and enters the game in the third quarter with Miami trailing 14-13. He guides the Dolphins to a pair of field goals and the defense holds the Eagles scoreless in the second half to garner the victory.
- Nov. 21 – Steve DeBerg becomes the third player to start at quarterback for the Dolphins in 1993 as he throws for 252 yards and a pair of touchdowns to lead Miami to a 17-13 win over New England. DeBerg, the NFL's oldest player, had joined the team just 11 days prior to the Pats game and was forced into his first start in place of the injured Scott Mitchell.
- Nov. 25 – The Dolphins post a come-from-behind 16-14 win over the defending and eventual Super Bowl champion Dallas Cowboys on Thanksgiving Day on a sleet covered field

at Texas Stadium. Miami improves 3-0 on Thanksgiving as the team had posted victories at St. Louis (55-14 on November 24, 1977) and at Dallas (14-7 on November 22, 1973). In the contest, Miami trails 14-13 with just 15 seconds left in regulation and Pete Stoyanovich's 41-yard field goal attempt for the win is blocked by the Cowboys' Jimmie Jones. However, Dallas' Leon Lett attempts to pick up the loose ball and fumbles and Miami's Jeff Dellenbach recovers the ball on the one-yard line with three seconds remaining. Stoyanovich converts on his second chance and boots a 19-yard field goal on the game's final play to win the contest. The win improves Miami's record to an NFL best 9-2, but the team will fail to win another game during the remainder of the season.

- Dec. 5 – Miami drops a 19-14 decision to the New York Giants at Joe Robbie Stadium. The Dolphins fall to 12-1 at home against teams in the NFC East since the NFL merger in 1970 and 11-1 at home against opponents from the NFC since the team moved to Joe Robbie Stadium in 1987. The last team to defeat the Dolphins in an inter-conference game played in Miami was the Atlanta Falcons who earned a 20-14 win on November 30, 1986, in the Orange Bowl.
- Dec. 13 – During halftime ceremonies of Miami's 21-20 loss to Pittsburgh, former Dolphin great and Hall of Famer Larry Little is honored and inducted into the Dolphin Honor Roll.
- Dec. 14 – Don Shula is named Sports Illustrated Sportsman of the Year. He is the first professional coach to receive the honor.

---

## 1994

---

- Jan. 2 – The Dolphins lose by a 33-27 count in overtime at New England. It is the fifth consecutive loss for the Dolphins and the team is eliminated from the playoffs later in the day as the Raiders rally from a 17-point deficit to win over Denver and qualify for the playoffs.
- Jan. 24 – The trustees of the Miami Dolphins sign a definitive agreement with H. Wayne Huizenga to purchase the Robbie family's interests in the Dolphin franchise. The agreement also includes an option for Huizenga to purchase the Robbies' interest in Joe Robbie Stadium.
- Feb. 8 – Joel Collier joins the Dolphins as a staff assistant, replacing Carl Taseff.
- March 16 – John Gamble is named as the Dolphins' strength coach.
- March 23 – The National Football League clubs approve transfer of the majority interests in the Miami Dolphins from the Robbie family to H. Wayne Huizenga at the annual league meetings in Orlando, Fla.
- June 28 – H. Wayne Huizenga's purchase of the Robbie Family's remaining 85% of the Miami Dolphins as well as their 50% share of the Joe Robbie Stadium is finalized. The closing leaves Huizenga with 100% ownership of both the Dolphins and Stadium.
- July 8 – The Dolphins and WIOD Radio (610 AM) announce the hiring of Bill Zimpfer as the team's play-by-play announcer and "Voice of the Dolphins." Zimpfer replaces Rick Weaver, who had served as play-by-play announcer for the Dolphins since 1970 and announced his retirement at the club's annual awards dinner on May 6, 1993. Zimpfer joins former Dolphin tight end and color analyst Jim Mandich in the broadcast booth.
- July 21 – H. Wayne Huizenga announces that he has entered into a new agreement with Head Coach Don Shula that extends through the 1996 season. Under the new contract extension, Shula assumes the position of Vice President/Head Coach, and also adds an ownership interest in the team.
- Sept. 4 – Dan Marino throws for 473 yards and five touchdowns to lead the Dolphins to a 39-35 win over the New England Patriots at Joe Robbie Stadium. Marino sets an NFL record by throwing for four or more touchdown passes in a game for the 18th time in his career, breaking his tie with Johnny Unitas, and also throws the 300th touchdown pass of his career to join Fran Tarkenton (343 touchdowns) as the only quarterbacks in NFL history with 300-plus career touchdowns.
- Oct. 2 – Shula Bowl VI makes sports history as it marks the first time in the history of the four major American professional sports (football, baseball, hockey and basketball) that a father and son battle as head coaches with Don Shula and the Dolphins taking on his son, Head Coach David Shula, and the Cincinnati Bengals. The elder Shula improves to 6-0 when coaching against teams which feature one of his sons as a coach with a 23-7 win over the Bengals.
- Oct. 16 – Bernie Parmalee receives two game balls – one for offense and one for special teams – for his performance in Miami's 20-17 overtime win against the Los Angeles Raiders. Parmalee rushes for 150 yards on 30 carries and adds a pair of tackles and a fumble recovery on special teams. In addition, the Dolphins reverse history in the all-time



- series against the Raiders as Miami records wins in consecutive games against the Raiders for the first time in the history of the series. Miami earned a 20-7 win over the Raiders on December 14, 1992, in the last meeting between the two teams.
- Oct. 30 – The Dolphins earn a 23-3 win at the New England Patriots to sweep the season series over the Patriots for the fifth time in the last six years and win for the 11th time in the last 12 games played between the two teams. The win improves Miami to 6-0 in games following a bye weekend. In addition, Bernie Parmalee gains 123 rushing yards and ties the all-time team record for consecutive 100-yard performances. His 273 rushing yards in consecutive games surpasses the previous best of 258 yards rushing by Mercury Morris who accomplished the feat with 197 yards against New England on September 30, 1973, and 61 yards at the New York Jets on October 7, 1973.
  - Nov. 13 – Chicago's Kevin Butler boots a 40-yard field goal with 54 seconds left in regulation and James Williams deflects a Dolphins field goal attempt with just seven seconds remaining in the game to give the Bears a 17-14 win over the Dolphins in Shula Bowl VII. Miami Head Coach Don Shula battles his son and Bears tight ends coach Mike Shula in the contest and it marks the first time that the elder Shula lost a game in which one of his sons, David or Mike, were either players or assistant coaches on the opposing NFL team.
  - Nov. 27 – Mark Ingram catches four touchdown passes, including the game winner with just 22 seconds left in regulation, to lead the Dolphins to a come-from-behind 28-24 win over the New York Jets at Giants Stadium. The Dolphins trail by an 18-point margin midway through the third period (24-6) before rebounding to outscore the Jets by a 22-0 edge to win the game. Ingram's four touchdowns and 24 points in the game tie the team's single-game records with Paul Warfield's four touchdowns (all receiving) and 24 points against Detroit on December 15, 1973.
  - Dec. 7 – Don Shula suffers a torn Achilles' tendon in his right leg and undergoes surgery on the injury on December 9 by Dr. Peter Indelicato and Dr. Dan Kanell. He misses a regular season practice for the first time in his 25 seasons with the team. Shula returns to practice on December 10 and coaches for the remainder of the season on a golf cart.
  - Dec. 12 – Bernie Parmalee rushes for 127 yards and scores a pair of touchdowns (one rushing and one receiving) as the Dolphins clinch a playoff spot with a 45-28 win over the Kansas City Chiefs at Joe Robbie Stadium. In the contest, Dolphins Head Coach Don Shula wins his 318th career regular season game and ties George Halas (318 regular season coaching wins) for the all-time record for most career regular season wins by an NFL coach. Center Dwight Stephenson is inducted into the Dolphin Honor Roll during halftime ceremonies.
  - Dec. 25 – The Dolphins earn a 27-20 win over the Detroit Lions and clinch the AFC East title. Miami and the New England Patriots both finish with 10-6 records, however the Dolphins win the division title by virtue of a two-game head-to-head sweep over New England during the 1994 season. Dolphins Head Coach Don Shula wins the 319th regular season game of his coaching career and surpasses George Halas (318 regular season coaching wins) for the all-time record for most career regular season wins by an NFL coach. Miami plays on Christmas Day for the second time in team history with the only other Christmas game for the Dolphins being the longest game in NFL history as Miami earned a 27-24 playoff win in double overtime at Kansas City on December 25, 1971.
  - Dec. 27 – Defensive tackle Tim Bowens is named NFL Defensive Rookie of the Year by the Associated Press. He becomes the first Dolphins player to win A.P.'s defensive rookie award since A.J. Duhe in 1977.
  - Dec. 31 – Dan Marino throws a pair of touchdown passes to lead the Dolphins to a 27-17 win in a First-Round playoff contest against the Kansas City Chiefs at Joe Robbie Stadium. The game is billed as Marino-Montana III and the duel between the two future Hall of Famers lives up to its pregame hype. Marino completes 22 of 29 passes for 257 yards with two touchdowns and no interceptions and Montana counters by hitting on 26 of 37 passes for 314 yards with two scores and an interception. Marino sets an NFL playoff record as he throws for a touchdown pass in his 11th consecutive post-season game and moves past a tie with Montana (San Francisco/Kansas City) and Ken Stabler (Oakland) for the longest all-time streak in NFL post-season history.

---

## 1995

---

- Jan. 9 – Natrone Means rushes for 139 yards and a touchdown to lead the San Diego Chargers to a 22-21 win over the Miami Dolphins in an AFC Divisional Playoff contest at Jack Murphy Stadium. San Diego took a 22-21 lead with just 35 seconds left in regulation as Stan Humphries threw an eight-yard touchdown pass to wide receiver Mark Seay. The Dolphins had one final chance to win the game as Dan Marino drove

the team to the Chargers' 30-yard line but Pete Stoyanovich's 48-yard field goal attempt with eight seconds left was wide right.

- Jan. 18 – Assistant head coach/offensive line John Sandusky announces his retirement. A veteran of over three decades of NFL coaching (he concluded his 36th season in 1994), Sandusky was one of only two coaches to serve as offensive line coach on a Don Shula coached team. Sandusky was offensive line coach with the Colts (1963-69) and Dolphins (1976-94) under Shula, while Monte Clark coached the offensive line with the Dolphins under Shula from 1970-75.
- Feb. 6 – Monte Clark is named as the team's offensive line coach. Clark enters his third tour of duty with the Dolphins, re-joining the team after having served as head offensive line coach at Stanford University during 1993-94.
- Feb. 9 – Dolphins Executive Vice President and General Manager Eddie Jones signs a two-year contract to remain in that capacity through the 1996 season.
- May 19 – The Miami Dolphins sign a two-year agreement with WCMQ radio (1210 AM) to be the Spanish radio outlet for Dolphins games. WCMQ replaces WQBA radio, which had been the team's Spanish station for the previous 13 seasons.
- Sept. 3 – The Dolphins open the season with an explosive offensive display in a 52-15 win over the N.Y. Jets at Joe Robbie Stadium. The 52 points are the second-highest single-game total in team history (behind 55 points at St. Louis on November 24, 1977). In addition, the game is played in 94-degree weather, making it the warmest home game in team history.
- Oct. 1 – The Shula coaching family again makes sports history as father and son battle as head coaches with Don Shula and the Dolphins taking on his son, Head Coach David Shula, and the Cincinnati Bengals. The elder Shula improves to 7-1 when coaching against teams which feature one of his sons as a coach with a 26-23 win at the Bengals.
- Oct. 8 – Dan Marino passes Fran Tarkenton (3,686 completions) to become the NFL's all-time leader in career pass completions with a six-yard toss to fullback Keith Byars during the Dolphins' 27-24 overtime loss at Joe Robbie Stadium. In the contest, Marino suffers knee and hip injuries which force him to miss the next two games (at New Orleans and at the N.Y. Jets).
- Oct. 30 – The Dolphins earn their first home win over the Buffalo Bills since the 1990 season with a 23-6 triumph at Joe Robbie Stadium. Miami's last home win against Buffalo was a 30-7 victory on September 10, 1990. The game marks the first time that the Dolphins have held the Bills without a touchdown since Miami dropped a 9-6 decision at Rich Stadium on September 11, 1988.
- Nov. 12 – Dan Marino becomes the NFL's all-time career passing yardage leader as he jumps past Fran Tarkenton (47,003 career yards) with a nine-yard pass to Irving Fryar in the first quarter of the Dolphins' 34-17 loss to the New England Patriots at Joe Robbie Stadium.
- Nov. 26 – Dan Marino tosses a six-yard touchdown pass to fullback Keith Byars with 1:03 remaining in the first half for his 343rd career scoring pass and becomes the NFL's all-time touchdown pass leader (surpassing Fran Tarkenton's 342 TDs) during Miami's 36-28 loss at Indianapolis.
- Dec. 11 – Guard/Tackle Bob Kuechenberg is inducted into the Dolphin Honor Roll during half-time ceremonies of Miami's 13-6 win over Kansas City at Joe Robbie Stadium. In the contest, Dan Marino breaks the last of Fran Tarkenton's major passing records (6,467 career attempts) with an incomplete pass attempt to wide receiver Randal Hill in the fourth quarter. In addition, the game is a sellout and marks the second consecutive season and fourth time overall (also 1972-73) that every home game has been sold out and it is just the second time in team history (also 1973) that every game has been sold out before the television blackout deadline.
- Dec. 24 – The Dolphins post a 41-22 win at St. Louis to finish the regular season with a 9-7 record and clinch a playoff berth for the second consecutive season later in the day as the Denver Broncos come from behind late in the contest to win at Oakland and eliminate the Raiders from playoff consideration.
- Dec. 30 – Miami's season ends following a 37-22 loss in an AFC First-Round Playoff Contest in Buffalo. The game is an offensive shootout as the teams combine for an NFL post-season record of 1,038 yards. Dan Marino leads the Dolphins by completing 33 of a career-high 64 pass attempts for 422 yards and a pair of scores, while WR O.J. McDuffie sets team playoff records with 11 catches for 154 yards.

---

## 1996

---

- Jan. 5 – Don Shula, the winningest coach in the history of the NFL, moves from his role as

head coach of the team as he assumes another role within the Dolphins organization. He continues to serve as a partner to owner H. Wayne Huizenga and becomes Vice Chairman of the Board of Directors in addition to his status as a part-owner of the team. Shula leaves the sidelines with an overall record 347-173-6 in his 33 years as a head coach, including the last 26 years with the Dolphins (1970-95). He won Super Bowl titles with Miami in 1972 and 1973, posting a combined 32-2 record in those two seasons, and his 1972 team went 17-0, the only undefeated season in NFL annals.

- Jan. 11 – Jimmy Johnson signs a four-year contract to become head coach of the Dolphins, becoming the third head coach in club history, joining George Wilson (1966-69) and Don Shula (1970-95). Johnson joins the team with one of the most successful coaching records in football on both the professional and collegiate levels before spending the previous two years as an NFL analyst for FOX Sports. He is the first head coach in football history to win both a Super Bowl title (Dallas, 1992 and 1993) and a national collegiate championship (Univ. of Miami, 1987).
- Jan. 16 – Dolphins owner H. Wayne Huizenga announces that Eddie Jones has been named President and Chief Operating Officer of the team, and Jimmy Johnson has been named as the club's General Manager/Head Coach. Jones had spent the last six seasons with the team as the club's Executive Vice President and General Manager.
- Jan. 17 – The Dolphins name Cary Godette (defensive line), Pat Jones (tight ends) and Bill Lewis (defense nickel package) to the coaching staff. Prior to joining the Dolphins, Godette, who replaces Joe Greene, had served as defensive line coach for the Carolina Panthers in 1995, Jones was head coach at Oklahoma State University from 1984-94, and Lewis was head coach at Georgia Tech University from 1992-94.
- Jan. 19 – Kippy Brown joins the Dolphins coaching staff as running backs coach, replacing Tony Nathan. Brown had served as running backs coach with the Tampa Bay Buccaneers (1995) and N.Y. Jets (1990-92).
- Jan. 24 – Bob Ackles is named as the Dolphins Director of Football Operations. Ackles joins the team after serving as Director of Football Administration for the Philadelphia Eagles in 1995 and working three years with the Arizona Cardinals as Director of College Scouting (1992-93) and Assistant General Manager (1994).
- Feb. 16 – The Dolphins name Larry Beightol as assistant head coach/offensive line, replacing Monte Clark. In addition to his coaching the offensive line, Beightol also assumes additional administrative responsibilities involving the entire football staff. Beightol joins the Dolphins after having served as offensive line coach with the Houston Oilers (1995), N.Y. Jets (1990-94), San Diego Chargers (1989), Tampa Bay Buccaneers (1987-88) and Atlanta Falcons (1985-86).
- March 1 – The Dolphins name Kevin O'Neill as head athletic trainer and Brad Roll as assistant strength and conditioning coach.
- April 23 – Dan Marino, who broke every significant passing record in NFL history during the 1995 season, signs a three-year contract through the 1998 season to remain as quarterback of the Miami Dolphins.
- April 26 – The Jimmy Johnson era officially begins as the Dolphins take the field for the first time in mini-camp under the new Dolphins head coach.
- Aug. 26 – Pro Player, a sports apparel company, enters into a ten-year agreement with Joe Robbie Stadium, home of the Dolphins since 1987, to re-name the stadium Pro Player Park. The deal is worth \$2 million annually over the term of the contract.
- Sept. 1 – The Dolphins defeat the New England Patriots, 24-10 at Pro Player Park, in Jimmy Johnson's debut as head coach. Of the three head coaches in team history, Johnson is the only one to record a victory in his initial game. Also, rookie running back Karim Abdul-Jabbar rushes for 115 yards and a TD on 26 carries in Miami's victory over the Patriots, the first Dolphin rookie since Sammie Smith on November 5, 1989, against Indianapolis to rush for 100 yards. He also becomes the first player in Dolphins history to rush for 100 yards in his NFL debut.
- Sept. 10 – Pro Player Park is re-named Pro Player Stadium.
- Sept. 15 – On his 35th birthday, quarterback Dan Marino throws for 257 yards and three touchdowns as the Dolphins defeat the New York Jets, 36-27, at Pro Player Stadium. One of the scoring passes is a 74-yard strike to rookie fullback Stanley Pritchett, the longest completion to a Dolphins running back in team history. The win marks the third straight year and fourth time in the last five campaigns that Miami has opened the regular season with three consecutive victories.
- Oct. 27 – Quarterback Dan Marino plays in his 191st regular season game, against Dallas at Pro Player Stadium. In the process, he breaks Bob Kuechenberg's club career record for regular season games played of 190. The game is witnessed by 75,651 fans, the highest attendance figure in Pro Player Stadium history. The previous high was 75,129

for Super Bowl XXIII between San Francisco and Cincinnati on January 22, 1989. The former record for a Dolphins game was 73,080 for a November 20, 1995 contest against San Francisco.

- Oct. 29 – WQAM Radio (560 AM) signs a five-year contract for broadcast rights to the Dolphins, Florida Marlins and Florida Panthers. Dolphins football will be aired on WQAM through the year 2001. The Dolphins' flagship station had been WIOD Radio since the team's inception in 1966.
- Oct. 31 – At the NFL fall meetings in New Orleans, the league awards the 1999 Super Bowl to the city of Miami. The game will be played at Pro Player Stadium.
- Nov. 10 – A 36-yard completion to O.J. McDuffie in the second quarter puts quarterback Dan Marino over the 50,000-yard mark for his career, the first quarterback in NFL history to reach that plateau. His eight-yard completion to Fred Barnett in the second quarter is the 4,000th completion of Marino's career, also making him the first quarterback in league history to achieve that feat. These accomplishments occur in a 37-13 victory over Indianapolis at Pro Player Stadium.
- Nov. 17 – The Dolphins defeat the Houston Oilers, 23-20 at the Astrodome, the 50th career regular season victory for head coach Jimmy Johnson.
- Nov. 25 – At halftime of a 24-17 loss to the Pittsburgh Steelers on Monday Night Football at Pro Player Stadium, former Head Coach Don Shula is inducted into the Dolphin Honor Roll. In that game, running back Karim Abdul-Jabbar rushes for 57 yards on 16 attempts, breaking the club's rookie rushing record of 711 formerly held by Andra Franklin (1981).
- Dec. 16 – On Monday Night Football, the Dolphins record a 16-14 victory over Buffalo at Pro Player Stadium, marking the first time since 1986 that Miami has swept the season series from the Bills. It's also the first time since December 22, 1985, that the Dolphins have defeated Buffalo in the month of December or January, snapping a seven-game losing streak against Buffalo in such games.
- Dec. 22 – In a season-ending 31-28 win at the New York Jets, running back Karim Abdul-Jabbar rushes for 152 yards and a TD on 30 carries. His performance is the fifth-highest single-game total in franchise history, and the second-most by a rookie. It is his fourth 100-yard rushing game of the year, establishing a new club rookie standard, also tying for the second-best mark in team annals. In the process, he also surpasses the 1,000-yard rushing plateau for the season, the sixth Dolphins player to achieve that feat and the first since Delvin Williams in 1978. Abdul-Jabbar's 1,116 rushing yards is the third-best single-season total in team history. He scores on a 17-yard run in the third quarter, his 11th rushing touchdown of the year, tying Ron Davenport's club rookie record, first achieved in 1985.

---

## 1997

---

- Jan. 14 – Miami Dolphins unveil a modified team logo and new uniforms for the 1997 season. The basic logo and team colors remain the same. The sunburst on the logo is more prominently displayed with the elimination of the hashmarks around the sun's perimeters, while the dolphin's features are accentuated by navy highlights. The home and road jerseys added a script "Dolphins" below the collar, and several subtle accents were added to the uniform to highlight and strengthen the team's traditional colors.
- Jan. 25 – Former head coach Don Shula (1970-95), the NFL's all-time winningest coach with 347 victories, is selected for induction into the Pro Football Hall of Fame in Canton, Ohio.
- March 11 – At the NFL spring meetings in Palm Desert, Calif., the NFL Owners approve limited cross ownership, finalizing H. Wayne Huizenga's ownership of the Dolphins.
- March 21 – Eddie Jones signs a two-year contract extension, which runs through 1998, to remain as the team's president and chief operating officer.
- April 17 – Les Koenning, wide receivers coach at Texas A&M the previous three seasons, is named as an offensive assistant.
- April 18 – The Dolphins unveil the first "official" mascot in team history during a press conference at the team's training facility. He makes his public debut on April 19 at the team's Draft Day party at Pro Player Stadium.
- June 3 – Doug Blevins is named as the team's kicking coach.
- June 4 – "T.D." is picked as the name of the Dolphins official team mascot, it is announced at the team's annual Awards Banquet. Sarah Fernandez and her two sons, Nelson and Vincent, win the "Name the Mascot" contest, and receive two tickets to Super Bowl XXXII in San Diego.



- June 13 – Dan Marino signs a one-year contract extension through the 1999 season.
- July 26 – Don Shula becomes the sixth former Dolphin to be enshrined into the Pro Football Hall of Fame in Canton, Ohio. He is inducted along with Mike Haynes, Wellington Mara and Mike Webster.
- Aug. 16 – The Dolphins travel to Mexico City and earn a 38-19 preseason win over the Denver Broncos before a crowd of 104,629 fans at Estadio Guillermo Canedo. The attendance is the most to ever witness a Dolphins game, surpassing the previous high of 103,667 that saw Miami's 27-17 loss to the Washington Redskins in Super Bowl XVII on January 30, 1983, in the Rose Bowl. The game marks the fourth time overall that the Dolphins have travelled abroad to play a preseason contest and the win improves Miami's record to 4-0 in games played on foreign soil. Miami's previous American Bowl games had been in London (1988), Tokyo (1991) and Berlin (1992). The Dolphins became the first NFL team to win four American Bowl contests, and they also became the first team to win an American Bowl matchup in each of the three continents in which the games have been played.
- Aug. 31 – The Dolphins defeat the Indianapolis Colts, 16-10, at Pro Player Stadium in their 1997 season-opener. It's the Dolphins' first-ever regular season game in month of August. It also marks their sixth consecutive opening-day victory.
- Oct. 5 – The Dolphins defeat the Kansas City Chiefs, 17-14, at Pro Player Stadium, marking the 300th victory in franchise history, including playoffs. The Dolphins become the second team from the old AFL to reach the 300-win plateau. The Oakland Raiders were the first.
- Oct. 27 – After the Dolphins built a 33-18 fourth-quarter lead, the Chicago Bears stormed back for 18 unanswered points, including a Jeff Jaeger 35-yard field goal with 5:35 remaining in overtime, to come away with a 36-33 victory on a Monday night at Pro Player Stadium. It equaled the fourth-largest comeback win ever against Miami. The game originally was scheduled to be played on Sunday, October 26, but was pushed back due to Game 7 of the Marlins-Indians World Series.
- Nov. 17 – At halftime of a 30-13 win over the Buffalo Bills on Monday Night Football at Pro Player Stadium, the Dolphins honor the 25th anniversary of the 1972 Dolphins team, holders of the only perfect season in NFL history and winners of Super Bowl VII.
- Nov. 23 – RB Karim Abdul-Jabbar scores three rushing touchdowns in a 27-24 loss to the Patriots in Foxboro. His third touchdown of the game came on a one-yard run in the fourth quarter. It was his 13th rushing TD of the year, a new Dolphins record. His 12 rushing scores had been tied with Mercury Morris, Don Nottingham and Larry Csonka.
- Nov. 30 – The Dolphins record a 33-15 victory over the Raiders at the Oakland-Alameda County Coliseum. It's the first-ever win by Miami against the Raiders in Oakland after Miami had dropped each of their previous eight meetings there.
- Dec. 14 – The Dolphins are shut out, 41-0, by the Indianapolis Colts in the RCA Dome. The shutout snaps a streak of 162 consecutive games - the second longest active streak in the NFL at the time - in which the Dolphins had scored. The last time Miami had been held scoreless was on November 29, 1987, in a 27-0 loss at the Buffalo Bills.
- Dec. 22 – In the season finale against New England at Pro Player Stadium, left tackle Richmond Webb starts his 110th consecutive regular season game, a new Dolphins record. His 109 straight starts were tied with Jim Langer.
- Dec. 28 – The Dolphins drop a 17-3 decision to the New England Patriots in Foxboro in an AFC First-Round Playoff game, Miami's first postseason appearance under Head Coach Jimmy Johnson.

---

## 1998

---

- Jan. 24 – Former Dolphins center Dwight Stephenson (1980-87) is among a group of five who are elected into the Pro Football Hall of Fame.
- Feb. 11 – Dolphins Head Coach Jimmy Johnson announces the following changes to the team's coaching staff: Kippy Brown, the Dolphins' running backs coach for the last two years, is named as offensive coordinator, replacing Gary Stevens; Larry Seiple, formerly the club's wide receiver coach, handles the quarterbacks; Joel Collier, a defensive assistant since 1994, coaches the running backs; Robert Ford, tight ends coach with the Dallas Cowboys since 1991, takes over as Miami's wide receivers coach; and Randy Shannon, an assistant at the University of Miami (Fla.), serves as a defensive assistant on the staff.
- March 23 – Jimmy Johnson signs a one-year contract extension to remain the Dolphins General Manager and Head Coach through the year 2000. Johnson originally signed a four-year contract with the club on January 21, 1996.

- Aug. 1 – Center Dwight Stephenson becomes the seventh former Dolphin to be enshrined into the Pro Football Hall of Fame in Canton, Ohio. He is inducted along with Anthony Munoz, Mike Singletary, Tommy McDonald and Paul Krause.
- Sept. 6 – The Dolphins defeat the Indianapolis Colts, 24-15, at the RCA Dome, marking Miami's seventh straight opening day victory.
- Sept. 20 – The Dolphins shut out the Pittsburgh Steelers, 21-0, at Pro Player Stadium. It marks Miami's first shutout under Head Coach Jimmy Johnson and their first since November 8, 1992, when they defeated the Colts, 28-0, at the RCA Dome.
- Nov. 29 – In a 30-10 victory over the New Orleans Saints at Pro Player Stadium, quarterback Dan Marino throws three touchdown passes, all to O.J. McDuffie. The second one, a seven-yard strike in the fourth quarter, was the 400th TD pass of Marino's career, the first quarterback in NFL history ever to reach that plateau.
- Dec. 21 – The Dolphins record a 31-21 victory over the Denver Broncos at Pro Player Stadium in front of an ABC Monday Night Football audience. The win is Miami's 34th on Monday night, as they surpassed Oakland as the winningest team in MNF history.
- Dec. 27 – In a season-ending 38-16 loss to the Falcons in Atlanta, wide receiver O.J. McDuffie catches five passes for 82 yards. His second reception of the afternoon, a 28-yard catch in the second quarter, is his 87th of the season, surpassing Mark Clayton (86 in 1988) as the Dolphins' single-season reception leader. McDuffie finishes the year with an NFL-high 90 receptions, the first Dolphin ever to lead the league in this category.

---

## 1999

---

- Jan. 2 – The Dolphins defeat the Buffalo Bills, 24-17, in an AFC First-Round Playoff game at Pro Player Stadium. It represents Miami's first-ever playoff win under Head Coach Jimmy Johnson, and their first since December 31, 1994, when they posted a 27-17 victory over the Kansas City Chiefs in a First-Round contest at Pro Player Stadium.
- Jan. 14 – Dave Wannstedt, head coach with the Chicago Bears from 1993-98, is named the Dolphins' assistant head coach.
- Jan. 21 – Paul Boudreau is named offensive line coach, replacing Larry Beightol.
- Mar. 2 – Eddie Jones signs a three-contract to remain as the team's President and Chief Operating Officer.
- June 15 – Dan Marino signs a two-year contract extension through 2001.
- Sept. 13 – The Dolphins defeat the two-time defending Super Bowl champion Denver Broncos, 38-21, in a season-opening Monday night game at Mile High Stadium. The win was the 300th during the regular season in Dolphins history.
- Oct. 17 – Dan Marino completes an eight-yard pass to Tony Martin in the first quarter against the New England Patriots at Foxboro Stadium. The completion, the first and only one of the game for Marino, puts him over the 60,000-yard passing plateau for his career, the only quarterback in NFL history to attain that mark. Marino leaves the game following the next series with a shoulder injury.
- Oct. 24 – Against Philadelphia on October 24 at Pro Player Stadium, Dan Marino sits out the first of five straight games with a shoulder injury. The Eagles games snaps a string of 46 straight games in which Marino had started, the third-longest current streak among NFL signal callers at the time. Prior to this game, the last time Marino missed a game was on October 20, 1996, also against the Eagles, at Veterans Stadium.
- Dec. 5 – Former wide receiver Nat Moore becomes the 12th member of the Dolphin Honor Roll during halftime ceremonies against the Indianapolis Colts at Pro Player Stadium.
- Dec. 12 – Kicker Olindo Mare accounts for two field goals against the Jets at Giants Stadium. His first field goal of the game, a 24-yarder, was his 32nd of the season, breaking Pete Stoyanovich's club single-season records of 31, which Stoyanovich had set in 1991.
- Dec. 21 – Cornerback Sam Madison, kicker Olindo Mare and linebacker Zach Thomas are named to the AFC Pro Bowl squad, the first selection for all three. Madison becomes the first cornerback in team history to be voted to the Pro Bowl squad.
- Dec. 27 – Kicker Olindo Mare boots a 37-yard field goal against the Jets in a Monday night game at Pro Player Stadium. The field goal was his 38th of the season, as he became the NFL's single-season field goal leader, surpassing John Kasay, who had amassed 37 field goals with Carolina in 1996.

---

## 2000

---

- Jan. 9 – The Dolphins defeat the Seattle Seahawks, 20-17, in an AFC First-Round Playoff

- game at the Kingdome, the final football game at the stadium. The win was Miami's first road playoff victory since they defeated the Pittsburgh Steelers in the 1972 AFC Championship Game at Three Rivers Stadium. Quarterback Dan Marino completes 17 of 30 passes for 196 yards with one touchdown and no interceptions in the victory, in which he guided a late drive that led to the game-winning touchdown with 4:48 remaining.
- Jan. 15 – The Dolphins drop a 62-7 decision to the Jacksonville Jaguars in an AFC Divisional Playoff game at ALLTEL Stadium. The contest would be the final one in the career of quarterback Dan Marino.
  - Jan. 16 – Jimmy Johnson, the Dolphins' General Manager/Head Coach since 1996, retires. Dave Wannstedt, the team's Assistant Head Coach in 1999, is named Head Coach.
  - Jan. 24 – Jim Bates is named defensive coordinator, replacing George Hill. Clarence Brooks is named defensive line coach, replacing Cary Godette.
  - Feb. 1 – Chan Gailey, the Head Coach with the Dallas Cowboys from 1998-99, is named offensive coordinator, replacing Kippy Brown. Randy Shannon, a defensive assistant with the Dolphins from 1998-99, is promoted to linebackers coach.
  - Feb. 7 – Mike Shula, the offensive coordinator with the Tampa Bay Buccaneers from 1996-99, re-joins the Dolphins as quarterbacks coach, replacing Larry Seiple. Shula previously had served as an assistant on Miami's coaching staff from 1991-92. Judd Garrett is named as an offensive assistant, and Robert Nunn is named as a defensive assistant.
  - Feb. 10 – Quarterback Dan Marino, the Dolphins' first-round draft choice in 1983 and the NFL's all-time leading passer, voids the final two years of his contract, thus becoming a free agent.
  - Mar. 7 – The Dolphins sign 12-year veteran running back Thurman Thomas to a three-year contract as a free agent. Thomas, who played with Buffalo for each of the first 12 years of his career and was a member of four Bills Super Bowl teams, is the all-time leading rusher against the Dolphins.
  - Mar. 13 – Dan Marino announces his retirement from professional football.
  - Apr. 14 – The Dolphins unveil Dan Marino's permanent encased locker at the team's Nova Southeastern University training facility, the first of its kind in club history.
  - Apr. 28 – The Dave Wannstedt era officially begins as the Dolphins take the field for the first time in minicamp under the new Dolphins head coach.
  - May 3 – The Dolphins name Rick Spielman as Vice President-Player Personnel. Spielman had served as Director of Pro Personnel with the Chicago Bears since 1997.
  - June 12 – Huizenga Holdings, Inc., the private company that represents many of the non-publicly traded business interests of the Huizenga family, announce that it retained the investment banking firm of Morgan Stanley Dean Whitter to explore strategic alternatives regarding the financial structure of the Miami Dolphins and Pro Player Stadium. Alternatives include the potential of additional investors in the team and the stadium, as well as naming rights for the stadium.
  - Aug. 21 – The portion of N.W. 199 Street in front of Pro Player Stadium is re-named "Dan Marino Boulevard". The new address for the Dolphins' home becomes 2269 Dan Marino Boulevard.
  - Aug. 23 – More than 50,000 fans show up at Pro Player Stadium for the public tribute to Dan Marino. The night's festivities include appearances by the five other members of the famed quarterback "Class of '83" – John Elway, Jim Kelly, Todd Blackledge, Tony Eason and Ken O'Brien – as well as former Dolphins Head Coach Don Shula and former Steelers quarterback Terry Bradshaw. The band "Hootie and the Blowfish" provide the musical entertainment, while the four-hour event concludes with a gala fireworks display.
  - Sept. 3 – Jay Fiedler opens at quarterback in the Dolphins' season-opener against Seattle at Pro Player Stadium. Fiedler is the first quarterback to start on opening day for the Dolphins other than Dan Marino since 1983. Fiedler completes 15 of 24 passes for 134 yards with one touchdown and no interceptions in the Dolphins' 23-0 win, the third shutout victory on opening day in franchise history and the first since 1983.
  - Sept. 17 – The Dolphins defeat the eventual Super Bowl champion Baltimore Ravens, 19-6, in a game that was played through a steady rain at Pro Player Stadium. At halftime of the game, former quarterback Dan Marino has his jersey No. 13 retired, the second Dolphin ever to receive that honor. He also becomes the 13th member of the Dolphin Honor Roll.
  - Oct. 8 – For the first time since September 21, 1997 at Tampa Bay, the Dolphins wear their white jerseys with white pants in a 22-13 victory over Buffalo at Pro Player Stadium.

- Oct. 23 – On a Monday night at the Meadowlands, the Dolphins hold a commanding 30-7 fourth-quarter lead over the New York Jets. The Jets, however, post 30 of the 37 points scored in the fourth quarter to send the game into overtime, where John Hall ended the four hour, ten minute epic with a 40-yard field goal, 6:47 into the extra period. It was the largest comeback win ever against the Dolphins, while it also marked the longest game in the 31-year history of ABC Monday Night Football.
- Dec. 10 – In a 16-13 loss to Tampa Bay at Pro Player Stadium, running back Lamar Smith rushes for 79 yards and surpasses the 1,000-yard rushing plateau for the season. Smith becomes the first Dolphin to accomplish the feat since Karim Abdul-Jabbar in 1996 and the fifth player overall to do it.
- Dec. 24 – The Dolphins earn a 27-24 victory over the Patriots on Christmas Eve at Foxboro Stadium to claim the 16th AFC East title in club history and the first since 1994. Thirty-five minutes following the apparent conclusion of the game, both teams were summoned back onto the field after it was determined that three seconds still remained with the Patriots having the ball at their own 40. Michael Bishop's final pass attempt of the game fell incomplete at about the Dolphins' 25.
- Dec. 30 – The Dolphins erase a 14-0 third-quarter deficit by scoring 23 of the next 26 points en route to a 23-17 overtime win against the Colts in an AFC First-Round Playoff game at Pro Player Stadium. It marked the second-largest comeback win in Dolphins postseason annals. The winning points were scored on a 17-yard run by running back Lamar Smith with 3:34 to play in the first overtime. It capped a day in which Smith set an NFL playoff record with 40 rushing attempts. His 209 rushing yards is the second-highest figure in NFL playoff history and the most-ever by a Dolphin (regular season or postseason).

---

## 2001

---

- Jan. 6 – The Raiders defeat the Dolphins, 27-0, in a Divisional Playoff game in Oakland. It is the first time that Miami has been shutout in 38 postseason contests.
- Jan. 15 – Keith Armstrong is named special teams coach, replacing Mike Westhoff, and Tony Wise is hired as offensive line coach, replacing Paul Boudreau.
- Jan. 27 – Former inebacker Nick Buoniconti, who anchored Miami's "No-Name" defense, leading the Dolphins to two straight Super Bowl victories, becomes the eighth former Dolphin to be elected into the Pro Football Hall of Fame, and the first defensive player.
- Feb. 2 – Head Coach Dave Wannstedt signs a one-year contract extension through the 2003 season.
- Mar. 1 – Bob Sanders is named linebackers coach, replacing Randy Shannon, who became the defensive coordinator at the University of Miami.
- Apr. 30 – Offensive tackle Richmond Webb, the Dolphins first-round draft choice in 1990 and a seven-time Pro Bowl selection, officially ends his tenure with the Dolphins when he signs a three-year contract with the Cincinnati Bengals as an unrestricted free agent.
- May 9 – Vice President of Player Personnel Rick Spielman signs a one-year contract extension through the 2003 season. In addition, Ron Labadie is promoted to Director of College Scouting, after serving as the Dolphins' midwest scout since 1990. Tom Braatz, the team's Director of College Scouting since 1992, is named as a scout, and John Crea is named as the Dolphins' midwest area scout.
- June 4 – George Paton is named Director of Pro Personnel, replacing Tom Heckert, Jr., who was named Director of Player Personnel with the Philadelphia Eagles.
- Aug. 4 – Former linebacker Nick Buoniconti is inducted into the Pro Football Hall of Fame, the eighth Dolphin and first defensive player to earn that honor.



### DOLPHIN FACT

Since the 1970 AFL-NFL merger, a total of 135 Dolphins players have been selected to appear in the AFC-NFC Pro Bowl. Over the course of those 31 seasons, 88 offensive players, 41 defensive players and six special teams players have been chosen. The only seasons since 1970 that the Dolphins did not have a player selected to the Pro Bowl were 1980 and 1997.



# 2000 DOLPHINS PLAYOFF STATISTICS

## PLAYOFF RESULTS (1-1)

DATE	OPPONENT	SCORE	W/L	ATTENDANCE
Dec. 30	INDIANAPOLIS	23-17 (OT)	W	73,193
Jan. 6	at Oakland	0-27	L	61,998

## TEAM STATISTICS

	DOLPHINS	OPPONENTS
TOTAL FIRST DOWNS.....	36	34
Rushing.....	16	16
Passing.....	18	15
Penalty.....	2	3
3rd Down: Made/Att.....	10/29	10/27
3rd Down Pct.....	34.5	37.0
4th Down: Made/Att.....	2/6	0/1
POSSESSION AVG.....	30:15	29:45
TOTAL NET YARDS.....	638	560
Average Per Game.....	319.0	280.0
Total Plays.....	140	121
Average Per Play.....	4.6	4.6
NET YARDS RUSHING.....	298	239
Average Per Game.....	149.0	119.5
Total Rushes.....	65	68
NET YARDS PASSING.....	340	321
Average Per Game.....	170.0	160.5
Sacked/Yards Lost.....	4/21	3/16
Gross Yards.....	361	337
Attempts/Completions.....	71/37	50/29
Completion Percentage.....	52.1	58.0
Had Intercepted.....	6	0
PUNTS/AVERAGE.....	9/38.1	9/45.0
NET PUNTING AVERAGE.....	9/35.2	9/31.0
PENALTIES/YARDS.....	15/110	7/50
FUMBLES/BALL LOST.....	1/1	1/1
TOUCHDOWNS.....	3	4
Rushing.....	2	1
Passing.....	1	2
Returns.....	0	1

Score By Quarters	1	2	3	4	OT	Total
DOLPHINS.....	0	0	7	10	6	23
OPPONENTS.....	13	21	7	3	0	44

## RUSHING

	NO.	YDS.	AVG.	LG	TD
L. Smith.....	48	213	4.4	24	2
Fiedler.....	10	55	5.5	11	0
Denson.....	3	12	4.0	7	0
Johnson.....	3	12	4.0	5	0
Martin.....	1	6	6.0	6	0
DOLPHINS.....	65	298	4.6	24	2
OPPONENTS.....	68	239	3.5	34	1

## PASSING

	ATT.	COMP.	YDS.	PCT.	TD	INT.	LG	SACK/ LOST	RATING
Fiedler.....	71	37	361	52.1	1	6	33	4/21	36.2
DOLPHINS.....	71	37	361	52.1	1	6	33	4/21	36.2
OPPONENTS..	50	29	337	58.0	2	0	32	3/16	91.8

## RECEIVING

	NO.	YDS.	AVG.	LG	TD
Denson .....	8	60	7.5	14	0
McDuffie .....	7	100	14.3	19	0
Gadsden .....	5	71	14.2	33	0
Martin.....	4	48	12.0	15	0
L. Smith .....	4	22	5.5	8	0
Shepherd .....	4	20	5.0	11	0
Johnson .....	3	25	8.3	11	0
Weaver .....	1	9	9.0	9t	1
Ogden .....	1	6	6.0	6	0
<b>DOLPHINS.....</b>	<b>37</b>	<b>361</b>	<b>9.8</b>	<b>33</b>	<b>1</b>
<b>OPPONENTS.....</b>	<b>29</b>	<b>337</b>	<b>11.6</b>	<b>32</b>	<b>2</b>

## INTERCEPTIONS

	NO.	YDS.	AVG.	LG	TD
<b>DOLPHINS.....</b>	<b>0</b>	<b>0</b>	<b>-</b>	<b>-</b>	<b>0</b>
<b>OPPONENTS.....</b>	<b>6</b>	<b>125</b>	<b>20.8</b>	<b>90t</b>	<b>1</b>

## PUNTING

	NO.	YDS.	AVG.	NET	TB	IN 20	LG	BLK
Turk .....	9	343	38.1	35.2	0	2	53	0
<b>DOLPHINS.....</b>	<b>9</b>	<b>343</b>	<b>38.1</b>	<b>35.2</b>	<b>0</b>	<b>2</b>	<b>53</b>	<b>0</b>
<b>OPPONENTS.....</b>	<b>9</b>	<b>405</b>	<b>45.0</b>	<b>31.0</b>	<b>1</b>	<b>1</b>	<b>57</b>	<b>0</b>

## PUNT RETURNS

	RET.	FC	YDS.	AVG.	LG	TD
Ogden .....	6	0	96	16.0	45	0
McDuffie.....	1	0	10	10.0	10	0
<b>DOLPHINS.....</b>	<b>7</b>	<b>0</b>	<b>106</b>	<b>15.1</b>	<b>45</b>	<b>0</b>
<b>OPPONENTS.....</b>	<b>3</b>	<b>1</b>	<b>26</b>	<b>8.7</b>	<b>24</b>	<b>0</b>

## KICKOFF RETURNS

	NO.	YDS.	AVG.	LG	TD
Denson .....	6	147	24.5	32	0
Williams .....	3	59	19.7	24	0
<b>DOLPHINS.....</b>	<b>9</b>	<b>206</b>	<b>22.9</b>	<b>32</b>	<b>0</b>
<b>OPPONENTS.....</b>	<b>3</b>	<b>63</b>	<b>21.0</b>	<b>28</b>	<b>0</b>

## FIELD GOALS

	1-19	20-29	30-39	40-49	50+	TOTALS
Mare .....	0/0	0/0	1/2	0/0	0/0	1/2
<b>DOLPHINS.....</b>	<b>0/0</b>	<b>0/0</b>	<b>1/2</b>	<b>0/0</b>	<b>0/0</b>	<b>1/2</b>
<b>OPPONENTS.....</b>	<b>0/0</b>	<b>1/1</b>	<b>3/3</b>	<b>0/1</b>	<b>1/2</b>	<b>5/7</b>

## SCORING

	TDR	TDP	TDRt	PAT	FG	S	2-PT	TP
L. Smith .....	2	0	0	0/0	0/0	0	0	12
Weaver.....	0	1	0	0/0	0/0	0	0	6
Mare .....	0	0	0	2/2	1/2	0	0	5
<b>DOLPHINS.....</b>	<b>2</b>	<b>1</b>	<b>0</b>	<b>2/2</b>	<b>1/2</b>	<b>0</b>	<b>0</b>	<b>23</b>
<b>OPPONENTS.....</b>	<b>1</b>	<b>2</b>	<b>1</b>	<b>3/3</b>	<b>5/7</b>	<b>0</b>	<b>1</b>	<b>44</b>

## TWO-POINT CONVERSIONS

**DOLPHINS 0-0, OPPONENTS 1-1**

## SACKS

Armstrong 1.0, Bromell 1.0, Jones 1.0.

**DOLPHINS 3.0, OPPONENTS 4.0**

## 2000 PLAYOFF DEFENSIVE STATISTICS

PLAYER	TOTAL TACK.	SOLO	ASST.	SACKS/YARDS	QB HURRIES	INT./YARDS	FUM. REC.	FUM. FOR.	PASS DEF.
Thomas	19	14	5		1				
Rodgers	17	13	4		1				1
Walker	13	7	6						1
Jones	12	7	5	1/6					1
Gardener	11	5	6		2				
Marion	11	10	1						
Surtain	9	5	4						
Taylor	9	7	2		2				
Madison	8	6	2						1
Bowens	7	7	0						
Mixon	7	3	4						
Bromell	4	3	1	1/0				1	
Wilson	4	4	0						1
Armstrong	3	2	1	1/10			1		
Gamble	3	2	1		1				
Haley	1	0	1						

**NOTE:** special teams and miscellaneous tackles not included above.

**MISCELLANEOUS TACKLES:** Gadsden (2): 2 at Oak., 1/6/01; Dixon (1): 1 vs. Ind., 12/30; McDuffie (1): 1 vs. Ind., 12/30; R. Webb (1): 1 at Oak., 1/6/01.

### SACK CHART:

Armstrong: 1 Sack – at Oak., 1/6/01, 1-10 yds.

Bromell: 1 Sack – at Oak., 1/6/01, 1-0 yds.

Jones: 1 Sack – at Oak., 1/6/01, 1-6 yds

## 2000 PLAYOFF SPECIAL TEAMS STATISTICS

PLAYER	TOTAL TACK.	SOLO	ASST.	FUM. REC.	FUM. FOR.	BLKD KICKS
Gamble	2	2	0			
Izzo	2	2	0			
Russell	2	1	1			
Walker	2	2	0			
Freeman	1	1	0			
Rodgers	1	1	0			
Turk	1	1	0			
Wilson	1	1	0			



### DOLPHIN FACT

The Dolphins owned a mark of 7-4 (5-3 at home and 2-1 on the road) in 2000 in games where the attendance was greater than 70,000. Overall since the club's inception in 1966, the Dolphins have a 92-63 (.594) record in regular season games where the attendance was greater than 70,000— 68-29 (.701) at home, 25-32 (.439) on the road and 1-2 (.333) in Super Bowls.

# 2000 PLAYOFF STATISTICAL BESTS

## DOLPHINS INDIVIDUAL

YARDS RUSHING .....	209	Lamar Smith vs. Indianapolis, 12/30
RUSHING ATTEMPTS.....	40	Lamar Smith vs. Indianapolis, 12/30
RUSHING TOUCHDOWNS .....	2	Lamar Smith vs. Indianapolis, 12/30
YARDS PASSING .....(gross)	185	Jay Fiedler vs. Indianapolis, 12/30
PASS ATTEMPTS .....	37	Jay Fiedler at Oakland, 1/6/01
PASS COMPLETIONS .....	19	Jay Fiedler vs. Indianapolis, 12/30
COMPLETION PERCENTAGE .....	55.9	Jay Fiedler vs. Indianapolis, 12/30 (19-34)
TOUCHDOWN PASSES .....	1	Jay Fiedler vs. Indianapolis, 12/30
PASSES HAD INTERCEPTED .....	3	Jay Fiedler vs. Indianapolis, 12/30 Jay Fiedler at Oakland, 1/6/01
RECEPTIONS.....	6	Autry Denson at Oakland, 1/6/01
RECEIVING YARDS .....	57	O.J. McDuffie vs. Indianapolis, 12/30
RECEIVING TOUCHDOWNS .....	1	Jed Weaver vs. Indianapolis, 12/30
TOTAL YARDS FROM SCRIMMAGE ...	227	Lamar Smith vs. Indianapolis, 12/30
FIELD GOALS .....	1	Olindo Mare vs. Indianapolis, 12/30
TACKLES .....	12	Zach Thomas at Oakland, 1/6/01
INTERCEPTIONS .....		None
SACKS .....	1	T. Armstrong at Oakland, 1/6/01 L. Bromell at Oakland, 1/6/01 R. Jones at Oakland, 1/6/01
LONGEST RUN FROM SCRIMMAGE .	24	Lamar Smith vs. Indianapolis, 12/30
LONGEST PASS RECEPTION .....	33	Oronde Gadsden at Oakland, 1/6/01
LONGEST INTERCEPTION RETURN .....		None
LONGEST FUMBLE RETURN .....	0	Trace Armstrong at Oakland, 1/6/01
LONGEST PUNT RETURN .....	45	Jeff Ogden at Oakland, 1/6/01
LONGEST KICKOFF RETURN .....	32	Autry Denson at Oakland, 1/6/01
LONGEST PUNT .....	53	Matt Turk vs. Indianapolis, 12/30
MOST PUNTS .....	6	Matt Turk at Oakland, 1/6/01
LONGEST FIELD GOAL .....	38	Olindo Mare vs. Indianapolis, 12/30
LONGEST FIELD GOAL ATTEMPT .....	38	Olindo Mare vs. Indianapolis, 12/30

## OPPONENTS INDIVIDUAL

YARDS RUSHING .....	107	Edgerrin James, Indianapolis, 12/30
RUSHING ATTEMPTS.....	21	Edgerrin James, Indianapolis, 12/30
RUSHING TOUCHDOWNS .....	1	Tyrone Wheatley at Oakland, 1/6/01
YARDS PASSING (gross) .....	194	Peyton Manning, Indianapolis, 12/30
PASS ATTEMPTS .....	32	Peyton Manning, Indianapolis, 12/30
PASS COMPLETIONS .....	17	Peyton Manning, Indianapolis, 12/30
COMPLETION PERCENTAGE .....	66.7	Rich Gannon at Oakland, 1/6/01, (12-18)
TOUCHDOWN PASSES .....	1	Peyton Manning, Indianapolis, 12/30
PASSES HAD INTERCEPTED .....	1	Rich Gannon at Oakland, 1/6/01
RECEPTIONS.....		None
RECEIVING YARDS .....	5	Marvin Harrison, Indianapolis, 12/30
RECEIVING TOUCHDOWNS .....	5	Jerome Pathon, Indianapolis, 12/30
.....	69	Jerome Pathon, Indianapolis, 12/30
TOTAL YARDS FROM SCRIMMAGE ...	1	Jerome Pathon, Indianapolis, 12/30
FIELD GOALS .....	1	James Jett at Oakland, 1/6/01
TACKLES .....	140	Edgerrin James, Indianapolis, 12/30
INTERCEPTIONS .....	3	Mike Vanderjagt, Indianapolis, 12/30
SACKS .....	13	Mike Peterson, Indianapolis, 12/30
	2	Chad Cota, Indianapolis, 12/30
	2	Tory James at Oakland, 1/6/01
	1	Ellis Johnson, Indianapolis, 12/30
	1	Tony Bryant at Oakland, 1/6/01
	1	Roderick Coleman at Oakland, 1/6/01
LONGEST RUN FROM SCRIMMAGE .	34	Edgerrin James, Indianapolis, 12/30
LONGEST PASS RECEPTION .....	32	Terry Kirby at Oakland, 1/6/01



LONGEST INTERCEPTION RETURN.....	90t Tony Bryant at Oakland, 1/6/01
LONGEST FUMBLE RETURN.....	0 Charles Woodson at Oakland, 1/6/01
LONGEST PUNT RETURN.....	24 Darrien Gordon at Oakland, 1/6/01
LONGEST KICKOFF RETURN.....	28 David Dunn at Oakland, 1/6/01
LONGEST PUNT.....	57 Hunter Smith, Indianapolis, 12/30
MOST PUNTS.....	5 Shane Lechler at Oakland, 1/6/01
LONGEST FIELD GOAL.....	50 Mike Vanderjagt, Indianapolis, 12/30
LONGEST FIELD GOAL ATTEMPT.....	58 Sebastian Janikowski at Oakland, 1/6/01

## DOLPHINS TEAM

	HIGHS	LOWS
TOTAL FIRST DOWNS.....	26 vs. Indianapolis, 12/30	10 at Oakland, 1/6/01
TOTAL NET YARDS.....	434 vs. Indianapolis, 12/30	204 at Oakland, 1/6/01
TOTAL OFFENSIVE PLAYS.....	84 vs. Indianapolis, 12/30	56 at Oakland, 1/6/01
NET YARDS RUSHING.....	258 vs. Indianapolis, 12/30	40 at Oakland, 1/6/01
RUSHING ATTEMPTS.....	48 vs. Indianapolis, 12/30	17 at Oakland, 1/6/01
NET YARDS PASSING.....	176 vs. Indianapolis, 12/30	164 at Oakland, 1/6/01
PASS ATTEMPTS.....	37 at Oakland, 1/6/01	34 vs. Indianapolis, 12/30
PASS COMPLETIONS.....	19 vs. Indianapolis, 12/30	18 at Oakland, 1/6/01
TIMES SACKED.....	2 vs. Indianapolis, 12/30	
	2 at Oakland, 1/6/01	
PASSES HAD INTERCEPTED ..	3 vs. Indianapolis, 12/30	
	3 at Oakland, 1/6/01	
PUNTS.....	6 at Oakland, 1/6/01	3 vs. Indianapolis, 12/30
PENALTIES.....	8 at Oakland, 1/6/01	7 vs. Indianapolis, 12/30
YARDS PENALIZED.....	55 vs. Indianapolis, 12/30	
	55 at Oakland, 1/6/01	
FUMBLES.....	1 at Oakland, 1/6/01	0 vs. Indianapolis, 12/30
FUMBLES LOST.....	1 at Oakland, 1/6/01	0 vs. Indianapolis, 12/30
TIME OF POSSESSION.....	43:40 vs. Indianapolis, 12/30	22:36 at Oakland, 1/6/01

## OPPONENTS TEAM

	HIGHS	LOWS
TOTAL FIRST DOWNS.....	20 at Oakland, 1/6/01	14 Indianapolis, 12/30
TOTAL NET YARDS.....	293 Indianapolis, 12/30	267 at Oakland, 1/6/01
TOTAL OFFENSIVE PLAYS.....	66 at Oakland, 1/6/01	55 Indianapolis, 12/30
NET YARDS RUSHING.....	140 at Oakland, 1/6/01	99 Indianapolis, 12/30
RUSHING ATTEMPTS.....	45 at Oakland, 1/6/01	23 Indianapolis, 12/30
NET YARDS PASSING.....	194 Indianapolis, 12/30	127 at Oakland, 1/6/01
PASS ATTEMPTS.....	32 Indianapolis, 12/30	18 at Oakland, 1/6/01
PASS COMPLETIONS.....	17 Indianapolis, 12/30	12 at Oakland, 1/6/01
TIMES SACKED.....	3 at Oakland, 1/6/01	0 Indianapolis, 12/30
PASSES HAD INTERCEPTED ..	0 Indianapolis, 12/30	
	0 at Oakland, 1/6/01	
PUNTS.....	5 at Oakland, 1/6/01	4 Indianapolis, 12/30
PENALTIES.....	6 at Oakland, 1/6/01	1 Indianapolis, 12/30
YARDS PENALIZED.....	40 at Oakland, 1/6/01	10 Indianapolis, 12/30
FUMBLES.....	1 at Oakland, 1/6/01	0 Indianapolis, 12/30
FUMBLES LOST.....	1 at Oakland, 1/6/01	0 Indianapolis, 12/30
TIME OF POSSESSION.....	37:24 at Oakland, 1/6/01	27:46 Indianapolis, 12/30

## IN THE PLAYOFFS MIAMI WAS:

0-0 when leading after the 1st quarter	0-1 in road games
0-0 when leading after the 2nd quarter	0-0 when playing in domes
0-0 when leading after the 3rd quarter	1-1 when playing outdoors
1-1 when behind after the 1st quarter	0-0 when playing on artificial turf
1-1 when behind after the 2nd quarter	1-1 when playing on natural grass
1-1 when behind after the 3rd quarter	0-0 after winning the coin toss
0-0 when Miami scores first	1-1 after losing the coin toss
1-1 when opponent scores first	1-0 when scoring 21 points or more
0-0 when tied at halftime	1-0 when yielding 20 points or less
1-0 in home games	1-0 in overtime contests

## DRIVE ENGINEERING

	DRIVES	TD	FG	MFG	PUNT	BLK PUNT	FBL	INT	DWNS	HLF	GAME	END OF REG	PTS
Dolphins	24	3	1	1	9	0	1	6	3	0	0	0	23
Opponents	24	3	5	2	9	0	1	0	1	1	1	1	37

## INSIDE THE TWENTY-YARD LINE

	NO	TD	FG	MFG	INT	FMBL	DWN	GAME	HLF	PTS	TD%
Dolphins	6	3	1		1		1			23	50.0
Opponents	7	3	4							34	42.9

## GOAL-TO-GO SITUATIONS

	NO	TD	FG	MFG	INT	FMBL	DWN	GAME	HLF	PTS
Dolphins	2	2								14
Opponents	1	1	1		0					10

## GIVEAWAYS - TAKEAWAYS

**TAKEAWAYS:** 1, resulting in 0 TDs, 0 FGs, 0 MFGs, 0 PUNTS, 0 INTs, 0 FUMBLES, 0 HALFS, 0 GAMES, 1 DOWNS = **0 POINTS**

**GIVEAWAYS:** 4, resulting in 3 TDs, 1 FG, 0 MFGs, 1 PUNT, 0 INTs, 0 FUMBLES, 0 HALFS, 1 GAME, 1 DOWNS = **25 POINTS**

GAME	TAKEAWAYS			GIVEAWAYS			DIFF	W/L
	FMBL	INT	TOT	FMBL	INT	TOT		
12/30 INDIANAPOLIS	0	0	(0)	0	3	(3)	-3	W
1/6/01 at Oakland	1	0	(1)	1	3	(4)	-3	L
<b>POSTSEASON TOTALS</b>	<b>1</b>	<b>0</b>	<b>(1)</b>	<b>1</b>	<b>6</b>	<b>(7)</b>	<b>-6</b>	<b>1-1</b>

## BLOCKS

	FGs	PATs	PUNTS	TOTAL
By Dolphins	0	0	0	0
By Opponents	0	0	0	0

## THIRD DOWN EFFICIENCY

3rd DOWN AND											
	1	2	3	4	5	6	7	8	9	10+	TOTAL
Miami	4-5	0-1	3-4	0-2	0-0	0-4	2-2	0-2	1-3	0-6	10-29
Oppo.	1-2	2-6	0-0	1-2	2-2	0-2	3-5	0-3	0-2	1-3	10-27

## DOLPHINS LONG PLAYS

### PASSING (25-yards and more)

33 J. Fiedler to O. Gadsden, at Oakland (1/6/01)

### RUSHING (15-yards and more)

24 L. Smith vs. Indianapolis (12/30)  
19 L. Smith vs. Indianapolis (12/30)  
17 L. Smith vs. Indianapolis (12/30)  
17 L. Smith vs. Indianapolis (12/30)  
17t L. Smith vs. Indianapolis (12/30)

## OPPONENTS LONG PLAYS

### PASSING (25-yards and more)

32 R. Gannon to T. Kirby, at Oakland (1/6/01)  
30 P. Manning to M. Harrison, Indianapolis (12/30)  
25 P. Manning to J. Pathon, Indianapolis (12/30)

### RUSHING (15-yards and more)

34 E. James, Indianapolis (12/30)  
17 T. Kirby, at Oakland (1/6/01)  
16 E. James, Indianapolis (12/30)

## DOLPHINS BIG GAMES

### 100-YARD RUSHERS

209 L. Smith, vs. Ind. (12/30)

### 100-YARD RECEIVERS

None

### 300-YARD PASSERS

None

## OPPONENTS BIG GAMES

### 100-YARD RUSHERS

107 Edgerrin James, Ind. (12/30)

### 100-YARD RECEIVERS

None

### 300-YARD PASSERS

None

# PLAYOFF HISTORY

## 1970 AFC PLAYOFF

**RAIDERS 21, DOLPHINS 14**  
December 27, 1970

**Oakland-Alameda County Coliseum**  
**Oakland, CA**

Oakland quarterback Daryle Lamonica unloaded an 82-yard touchdown pass to Rod Sherman with 9:34 left to play as Oakland spoiled the Dolphins' first appearance in the playoffs, 21-14, on a field oozing with mud. The Dolphins, who had won six consecutive games to finish the season 10-4 and gain a wild-card berth, took a 7-0 lead in the second quarter when Bob Griese fired a 16-yard strike to Paul Warfield in the end zone. Lamonica matched that TD with a 22-yard toss to Fred Biletnikoff only 1:50 before halftime. Raider right cornerback Willie Brown intercepted a wet and wobbly pass by Griese and fled 50 yards along the sideline for the tie-breaking TD. It came minutes after Jake Scott recovered an Oakland fumble at the Miami 10-yard line. The heave to Sherman was insurance. Only three plays earlier, Dolphin kicker Garo Yepremian missed a 24-yard field goal attempt for the second time in the game. Oakland's George Blanda also missed a 23-yarder.

<b>MIAMI</b>	<b>0</b>	<b>7</b>	<b>0</b>	<b>7</b>	<b>-</b>	<b>14</b>
<b>OAKLAND</b>	<b>0</b>	<b>7</b>	<b>7</b>	<b>7</b>	<b>-</b>	<b>21</b>

<b>M</b> - Warfield, 16 pass from Griese (Yepremian kick)	2/19	2- 3:31
<b>O</b> - Biletnikoff, 22 pass from Lamonica (Blanda kick)	8/62	2-13:10
<b>O</b> - Brown, 50 interception return (Blanda kick)		3-12:26
<b>O</b> - Sherman, 82 pass from Lamonica (Blanda kick)	3/80	4- 5:26
<b>M</b> - W. Richardson, 7 pass from Griese (Yepremian kick)	9/69	4-10:32

**ATT. - 54,041**

	<b>Miami</b>	<b>Oakland</b>
First Downs Total-Rush.-Pass.-Pen.	16-5-9-2	12-5-7-0
Total Yards-Plays-Average	242-63-3.5	301-52-5.8
Rushes-Yards-Average	33-118-3.6	36-114-3.2
Net Yards Passing-Times Thrown-Yards Lost	124-3-31	187-0-0
Passes Attempted-Completed-Intercepted	27-13-1	16-8-0
Punts/Number-Average	5-39.2	4-32.2
Penalties/Number-Yards	0-0	4-30
Fumbles/Number-Lost	2-0	4-2

### INDIVIDUAL STATISTICS

**RUSHING** - Miami: Kiick 14-64; Morris 8-29; Csonka 10-23; Griese 1-2.

Oakland: Hubbard 18-58; Smith 9-37; Dixon 8-31; Banaszak 1-(-6).

**PASSING** - Miami: Griese 27-13-1, 155 yards, 2 TDs.

Oakland: Lamonica 16-8-0, 187 yards, 2 TDs.

**RECEIVING** - Miami: Warfield 4-62, 1 TD; Kiick 4-34; W. Richardson 2-30, 1 TD; Morris 2-15; Twilley 1-14.

Oakland: Biletnikoff 3-46, 1 TD; Chester 2-47; Sherman 1-82, 1 TD; Smith 1-9; Dixon 1-3.

**INTERCEPTIONS** - Miami: None.

Oakland: Brown 1-50, 1 TD.

**SACKS** - Miami: None.

Oakland: Hilton 1; Curtis 1; Miller 1.

**MISSED FIELD GOALS** - Miami: Yepremian 24(WR), 24(S).

Oakland: Blanda 23(S).

## 1971 AFC PLAYOFF

**DOLPHINS 27, CHIEFS 24 (2 OTs)**  
December 25, 1971

**Kansas City Municipal Stadium**  
**Kansas City, MO**

Garo Yepremian ended 82 minutes and 40 seconds of an epic struggle by booting a 37-yard field goal with 7:40 elapsed in the second overtime, lifting the Dolphins past Kansas City, 27-24, on

Christmas Day. The Dolphins battled from behind three times to tie the AFC West champions, the third time on Bob Griese's five-yard pass to tight end Marv Fleming with 96 seconds remaining in regulation. Kansas City running back Ed Podolak, who amassed 350 yards of all-purpose running, returned the ensuing kickoff 78 yards to the Dolphin 22 where Curtis Johnson missed a desperation tackle. With 35 seconds on the clock, Jan Stenerud missed a 32-yard field-goal try. Stenerud had a 42-yarder blocked by Nick Buoniconti in the fifth quarter, and Yepremian was short with a 45-yard effort. But Larry Csonka crashed 29 yards to the Chiefs 36, and that put Yepremian, the NFL's scoring leader, in position to win it. Goal posts were on the goal line; in 1974 the uprights were moved to the end line.

MIAMI	0	10	7	7	0	3	-	27
KANSAS CITY	10	0	7	7	0	0	-	24

KC - FG Stenerud 24	9/40	1- 6:06
KC - Podolak, 7 pass from Dawson (Stenerud kick)	6/35	1-11:31
M - Csonka, 1 run (Yepremian kick)	9/80	2- 2:22
M - FG Yepremian 14	4/5	2-14:47
KC - Otis, 1 run (Stenerud kick)	14/75	3- 9:44
M - Kiick, 1 run (Yepremian kick)	8/71	3-14:00
KC - Podolak, 3 run (Stenerud kick)	6/91	4- 8:14
M - Fleming, 5 pass from Griese (Yepremian kick)	9/71	4-13:24
M - FG Yepremian 37	6/40	2nd OT- 7:40

ATT. - 45,822

	Miami	Kansas City
First Downs/Total-Rush.-Pass.-Pen.	22-6-14-2	23-13-10-0
Total Yards-Plays-Average	407-78-5.2	451-71-6.4
Rushes-Yards-Average	43-144-3.4	44-213-4.8
Net Yards Passing-Times Thrown-Yards Lost	263-0-0	238-1-8
Passes Attempted-Completed-Intercepted	35-20-2	26-18-2
Punts/Number-Average	6-40.0	2-51.0
Penalties/Number-Yards	5-26	6-44
Fumbles/Number-Lost	1-0	3-2

#### INDIVIDUAL STATISTICS

**RUSHING** - Miami: Csonka 24-86, 1 TD; Kiick 15-56, 1 TD; Griese 2-9; Warfield 2-(-7).

Kansas City: Hayes 22-100; Podolak 17-85, 1 TD; Wright 2-15; Otis 3-13, 1 TD.

**PASSING** - Miami: Griese 35-20-2, 263 yards, 1 TD.

Kansas City: Dawson 26-18-2, 246 yards, 1 TD.

**RECEIVING** - Miami: Warfield 7-140; Twilley 5-58; Fleming 4-37, 1 TD; Kiick 3-24; Mandich 1-4.

Kansas City: Podolak 8-110, 1 TD; Wright 3-104; Taylor 3-12; Hayes 3-6; Frazier 1-14.

**INTERCEPTIONS** - Miami: Scott 1-13; Johnson 1-0.

Kansas City: Lanier 1-7; Lynch 1-0.

**SACKS** - Miami: Fernandez 0.5; Heinz 0.5.

Kansas City: None.

**MISSED FIELD GOALS** - Miami: Yepremian 52(S).

Kansas City: Stenerud 29(WR), 31(WR), 42(B).

### 1971 AFC CHAMPIONSHIP

**DOLPHINS 21, COLTS 0**

January 2, 1972

**Orange Bowl**

Miami, FL

Three lightning plays and a persistent defense propelled the Dolphins into Super Bowl VI with a 21-0 rout of Baltimore before an all-time Orange Bowl record crowd of 78,939. Strong safety Dick Anderson intercepted a Johnny Unitas pass which was deflected by Curtis Johnson, and behind a wall of six open-field blocks, Anderson weaved 62 yards for a third-quarter touchdown. "My eyes were popping as I ran," Anderson said. "I've never seen so many people land on their heads." Before Anderson's convoy made it 14-0, the Dolphins staggered the defending Super Bowl champions when Bob Griese and Paul Warfield hooked up for a 75-yard TD pass. Warfield applied the clincher when he escaped 50 yards with a Griese pass, setting up a five-yard TD slam by fullback Larry Csonka. The Colts had not been held scoreless for 97 games over seven seasons. They were stopped at the Dolphin nine in the second quarter. Jim O'Brien missed two field-goal attempts and had another blocked by Lloyd Mumphord.

BALTIMORE	0	0	0	0	-	0
MIAMI	7	0	7	7	-	21

M - Warfield, 75 pass from Griese (Yepremian kick)	2/80	1- 8:21
M - Anderson, 62 interception return (Yepremian kick)		3-10:21
M - Csonka, 5 run (Yepremian kick)	6/74	4- 6:56

ATT. - 78,939



First Downs Total-Rush.-Pass.-Pen.	<b>Baltimore</b> 16-6-10-0	<b>Miami</b> 13-8-4-1
Total Yards-Plays-Average	302-68-3.1	286-45-6.4
Rushes-Yards-Average	30-89-2.9	35-144-4.1
Net Yards Passing-Times Thrown-Yards Lost	213-2-11	142-2-16
Passes Attempted-Completed-Intercepted	36-20-3	8-4-1
Punts/Number-Average	3-45.3	6-42.7
Penalties/Number-Yards	1-5	2-27
Fumbles/Number-Lost	1-0	0-0

#### INDIVIDUAL STATISTICS

**RUSHING** – Miami: Kiick 18-66; Csonka 15-63, 1 TD; Griese 1-12; Morris 1-3.

Baltimore: McCauley 15-50; Nottingham 11-33; Nowatzke 2-5; Unitas 2-1.

**PASSING** – Miami: Griese 8-4-1, 158 yards, 1 TD.

Baltimore: Unitas 36-20-3 224 yards, 0 TDs.

**RECEIVING** – Miami: Warfield 2-125, 1 TD; Twilley 2-33.

Baltimore: Hinton 6-98; Nottingham 4-26; Perkins 3-19; Havrilak 2-31; McCauley 2-24; Mitchell 1-14; Mackey 1-6; Matte 1-6.

**INTERCEPTIONS** – Miami: Anderson 1-62, 1 TD; Kolen 1-11; Scott 1-0.

Baltimore: Logan 1-0.

**SACKS** – Miami: Heinz 2.

Baltimore: Smith 1; M. Curtis 1.

**MISSED FIELD GOALS** – Miami: None.

Baltimore: O'Brien 46(WR), 48(S), 35(B).

### SUPER BOWL VI

**COWBOYS 24, DOLPHINS 3**  
**January 16, 1972**

**Tulane Stadium**  
**New Orleans, LA**

A 252-yard rushing attack and sharp passing by Roger Staubach spurred the Dallas Cowboys to a 24-3 victory over the Dolphins at Tulane Stadium. Duane Thomas pranced 95 yards on 19 carries, fullback Walt Garrison added 74 yards on 14 carries and Staubach passed twice for touchdowns to Lance Alworth and Mike Ditka. Staubach, who was sacked twice in the first quarter, bounced back to complete 12 of 19 passes, and he scrambled from the Dolphin pass rush five times. The Dolphins were frustrated all day; in the first quarter, Larry Csonka lost a fumble and Bob Griese was chased by tackle Bob Lilly for a 29-yard loss. Griese also fumbled away a snap at the Dallas 16 in the fourth period. Although it was an intriguing 10-3 at halftime, the Cowboys marched 71 yards in eight plays after the kickoff, and Thomas swept three yards for the TD.

<b>DALLAS</b>	<b>3</b>	<b>7</b>	<b>7</b>	<b>7</b>	<b>-</b>	<b>24</b>
<b>MIAMI</b>	<b>0</b>	<b>3</b>	<b>0</b>	<b>0</b>	<b>-</b>	<b>3</b>

<b>D</b> – Alworth, 7 pass from Staubach (Clark kick)	10/76	2-13:45
<b>M</b> – FG Yepremian 31	5/44	2-14:56
<b>D</b> – D. Thomas, 3 run (Clark Kick)	8/71	3- 5:17
<b>D</b> – Ditka, 7 pass from Staubach (Clark kick)	3/9	4- 3:18

**ATT.** – 80,591

	<b>Dallas</b>	<b>Miami</b>
First Downs Total-Rush.-Pass.-Pen.	23-15-8-0	10-3-7-0
Total Yards-Plays-Average	352-69-5.1	185-44-4.2
Rushes-Yards-Average	48-252-5.3	20-80-4.0
Net Yards Passing-Times Thrown-Yards Lost	100-2-19	105-1-29
Passes Attempted-Completed-Intercepted	19-12-0	23-12-1
Punts/Number-Average	5-37.2	5-40.0
Penalties/Number-Yards	3-15	0-0
Fumbles/Number-Lost	1-1	2-2

#### INDIVIDUAL STATISTICS

**RUSHING** – Miami: Csonka 9-40; Kiick 10-40; Griese 1-0.

Dallas: Thomas 19-95, 1 TD; Garrison 14-74; Hill 7-25; Staubach 5-18; Ditka 1-17; Hayes 1-16; Reeves 1-7.

**PASSING** – Miami: Griese 23-12-1, 134 yards, 0 TDs.

Dallas: Staubach 19-12-0, 119 yards, 2 TDs.

**RECEIVING** – Miami: Warfield 4-39; Kiick 3-21; Csonka 2-18; Fleming 1-27; Twilley 1-20; Mandich 1-9.

Dallas: Thomas 3-17; Alworth 2-28, 1 TD; Ditka 2-28, 1 TD; Hayes 2-23; Garrison 2-11; Hill 1-12.

**INTERCEPTIONS** – Miami: None

Dallas: Howley 1-14.

**SACKS** – Miami: Fernandez 1; Riley 1.

Dallas: Lilly 1.

**MISSED FIELD GOALS** – Miami: Yepremian 49(S).

Dallas: None.

## 1972 AFC PLAYOFF

**DOLPHINS 20, BROWNS 14**  
**December 24, 1972**

**Orange Bowl**  
**Miami, FL**

On the ropes in the fourth quarter after an unprecedented 14 victories, the Dolphins responded to a poised Earl Morrall and drove 80 yards for a touchdown with 4:56 to play for a 20-14 victory over the Cleveland Browns. Morrall, the NFL's leading passer after replacing the injured Bob Griese 10 weeks earlier, had completed only four passes for 38 yards. But he threw 15 and 35 yards to Paul Warfield, reaching the Browns 20, and a pass interference call against linebacker Billy Andrews put the ball at the eight. Halfback Jim Kiick then bulled eight yards up the middle on a trap for the winning points. The triumph was sealed with a minute to play when Dolphin linebacker Doug Swift intercepted Cleveland QB Mike Phipps at the Dolphin 20. Despite stealing five of Phipps' passes, the Dolphins were stung by a 27-yard TD pass to Fair Hooker and trailed 14-13 with 8:11 to play.

<b>CLEVELAND</b>	<b>0</b>	<b>0</b>	<b>7</b>	<b>7</b>	<b>-</b>	<b>14</b>
<b>MIAMI</b>	<b>10</b>	<b>0</b>	<b>0</b>	<b>10</b>	<b>-</b>	<b>20</b>

<b>M</b> - Babb, 5 recovery of blocked punt (Yepremian kick)		1- 5:28
<b>M</b> - FG Yepremian 40	11/51	1-12:30
<b>C</b> - Phipps, 5 run (Cockroft kick)	5/44	3- 7:22
<b>M</b> - FG Yepremian 46	8/32	4- 1:28
<b>C</b> - Hooker, 27 pass from Phipps (Cockroft kick)	11/90	4- 6:49
<b>M</b> - Kiick, 8 run (Yepremian kick)	6/80	4-10:06

**ATT. - 78,196**

	<b>Cleveland</b>	<b>Miami</b>
First Downs Total-Rush.-Pass.-Pen.	15-9-6-0	17-11-4-2
Total Yards-Plays-Average	283-57-5.0	272-64-4.3
Rushes-Yards-Average	32-165-5.2	47-198-4.2
Net Yards Passing-Times Thrown-Yards Lost	118-2-13	74-4-14
Passes Attempted-Completed-Intercepted	23-9-5	13-6-0
Punts/Number-Average	6-34.7	5-42.0
Penalties/Number-Yards	3-25	3-25
Fumbles/Number-Lost	2-0	2-2

### **INDIVIDUAL STATISTICS**

**RUSHING** - Miami: Morris 15-72; Kiick 14-50, 1 TD; Warfield 2-41; Csonka 12-32; Morrall 4-3.

Cleveland: Scott 16-94; Phipps 8-47, 1 TD; Brown 4-13; Kelly 4-11.

**PASSING** - Miami: Morrall 13-6-0, 88 yards, 0 TDs.

Cleveland: Phipps 23-9-5, 131 yards, 1 TD.

**RECEIVING** - Miami: Twilley 3-33; Warfield 2-50; Kiick 1-5.

Cleveland: B. Scott 4-30; Hooker 3-53, 1 TD; Kelly 1-27; Morin 1-21.

**INTERCEPTIONS** - Miami: Swift 2-12; Anderson 2-12; Johnson 1-33.

Cleveland: None.

**SACKS** - Miami: Fernandez 1; Stanfill 1.

Cleveland: Roman 2; Sherk 1; Johnson 1.

**MISSED FIELD GOAL** - Miami: Yepremian 46(S), 53(S).

Cleveland: None.

## 1972 AFC CHAMPIONSHIP

**DOLPHINS 21, STEELERS 17**  
**December 31, 1972**

**Three Rivers Stadium**  
**Pittsburgh, PA**

Quarterback Bob Griese, playing 11 weeks after he had broken his right leg, ignited a third-quarter touchdown drive with a 52-yard pass to Paul Warfield, and the Dolphins overtook the Pittsburgh Steelers, 21-17, in unusually warm 63-degree weather. Griese was given the nod in the second half after Earl Morrall had flipped a nine-yard touchdown pass to Larry Csonka for a 7-7 halftime deadlock. Punter Larry Seiple broke loose on a daring 37-yard run on fourth down to set up that TD. Trailing 10-7, Griese directed TD drives of 80 and 49 yards with Jim Kiick blasting two and three yards for the scores. Steeler quarterback Terry Bradshaw, who closed the gap with four straight completions on a 71-yard TD drive, was intercepted by Nick Buoniconti at midfield with 2½ minutes to play. In addition to Seiple's dash, the Dolphins converted fourth-down situations on both Griese-led drives.

<b>MIAMI</b>	<b>0</b>	<b>7</b>	<b>7</b>	<b>7</b>	<b>-</b>	<b>21</b>
<b>PITTSBURGH</b>	<b>7</b>	<b>0</b>	<b>3</b>	<b>7</b>	<b>-</b>	<b>17</b>

<b>P</b> - Mullins, recovery of Bradshaw fumble (Gerela kick)	10/48	1-10:45
<b>M</b> - Csonka, 9 pass from Morrall (Yepremian kick)	9/80	2- 3:03
<b>P</b> - FG Gerala 14	9/73	3- 4:04

<b>M</b> – Kiick, 2 run (Yepremian kick)	11/80	3-11:39
<b>M</b> – Kiick, 3 run (Yepremian kick)	11/49	4- 7:35
<b>P</b> – Young, 12 pass from Bradshaw (Gerela kick)	4/71	4- 9:39

**ATT. – 50,350**

	<b>Miami</b>	<b>Pittsburgh</b>
First Downs Total-Rush.-Pass.-Pen.	19-11-6-2	13-6-6-1
Total Yards-Plays-Average	314-65-4.8	250-48-5.2
Rushes-Yards-Average	49-193-3.9	26-128-4.9
Net Yards Passing-Times Thrown-Yards Lost	121-0-0	122-2-15
Passes Attempted-Completed-Intercepted	16-10-1	20-10-2
Punts/Number-Average	4-35.5	4-51.3
Penalties/Number-Yards	2-19	4-30
Fumbles/Number-Lost	0-0	2-0

#### INDIVIDUAL STATISTICS

**RUSHING** – Miami: Morris 16-76; Csonka 24-68; Seiple 1-37; Kiick 8-12, 2 TDs.

Pittsburgh: Harris 16-76; Fuqua 8-47; Bradshaw 2-5.

**PASSING** – Miami: Morrall 11-7-1, 51 yards, 1 TD; Griese 5-3-0, 70 yards, 0 TDs.

Pittsburgh: Bradshaw 10-5-2, 80 yards, 1 TD; Hanratty 10-5-0, 57 yards, 0 TDs.

**RECEIVING** – Miami: Fleming 5-50; Warfield 2-63; Csonka 1-9, 1 TD; Mandich 1-5; Morris 1-(-6).

Pittsburgh: Young 4-54, 1 TD; Shanklin 2-49; Harris 2-3; McMakin 1-22; Brown 1-9.

**INTERCEPTIONS** – Miami: Buoniconti 1-6; Kolen 1-5.

Pittsburgh: Edwards 1-28.

**SACKS** – Miami: Stanfill 1-5; Den Herder 0.5.

Pittsburgh: None.

**MISSED FIELD GOALS** – Miami: None.

Pittsburgh: Gerela 48(B).

### SUPER BOWL VII

**DOLPHINS 14, REDSKINS 7**  
January 14, 1973

**Memorial Coliseum**  
**Los Angeles, CA**

"This is the ultimate," Coach Don Shula said quietly after his unbeaten Dolphins dominated the Washington Redskins, 14-7, to cap a perfect season. It was Shula's first Super Bowl triumph in three tries. A record Super Bowl paid crowd of 90,182 saw the Dolphins surge to a 14-0 halftime lead even as one touchdown was nullified by an offside penalty. Miami intercepted three of Bill Kilmer's passes, and Manny Fernandez scuttled the Redskin running game with 17 tackles. An original Dolphin, Howard Twilley, eluded cornerback Pat Fischer to snare a 28-yard touchdown pass from Bob Griese in the first quarter. Griese's 57-yard TD bomb to Paul Warfield was erased by the penalty, but a 32-yard interception return by linebacker Nick Buoniconti set up the Dolphins' second score. Safety Jake Scott thwarted Kilmer with an end zone interception and 55-yard runback. The Redskins finally scored on a bizarre 49-yard fumble recovery by Mike Bass after a blocked field goal and attempted pass by kicker Garo Yepremian. Scott was named MVP.

<b>MIAMI</b>	<b>7</b>	<b>7</b>	<b>0</b>	<b>0</b>	<b>-</b>	<b>14</b>
<b>WASHINGTON</b>	<b>0</b>	<b>0</b>	<b>0</b>	<b>7</b>	<b>-</b>	<b>7</b>

<b>M</b> – Twilley, 28 pass from Griese (Yepremian kick)	6/63	1-14:59
<b>M</b> – Kiick, 1 run (Yepremian kick)	5/27	2-14:42
<b>W</b> – Bass, 49 fumble recovery (Knight kick)		4-12:53

**ATT. – 85,462**

	<b>Miami</b>	<b>Washington</b>
First Downs Total-Rush.-Pass.-Pen.	12-7-5-0	16-9-7-0
Total Yards-Plays-Average	253-50-5.1	228-66-3.5
Rushes-Yards-Average	37-184-5.0	36-141-3.9
Net Yards Passing-Times Thrown-Yards Lost	69-2-19	87-2-17
Passes Attempted-Completed-Intercepted	11-8-1	28-14-3
Punts/Number-Average	7-43.0	5-31.2
Penalties/Number-Yards	3-35	3-25
Fumbles/Number-Lost	2-1	1-0

#### INDIVIDUAL STATISTICS

**RUSHING** – Miami: Csonka 15-112; Kiick 12-38, 1 TD; Morris 10-34.

Washington: Brown 22-72; Harraway 10-37; Kilmer 2-18; C.Taylor 1-8; Smith 1-6.

**PASSING** – Miami: Griese 11-8-1, 88 yards, 1 TD.

Washington: Kilmer 28-14-3, 104 yards, 0 TDs.

**RECEIVING** – Miami: Warfield 3-36; Kiick 2-6; Twilley 1-28, 1 TD; Mandich 1-19; Csonka 1-(-1).

Washington: Jefferson 5-50; Brown 5-26; C.Taylor 2-20; Smith 1-11; Harraway 1-(-3).

**INTERCEPTIONS** – Miami: Scott 2-63; Buoniconti 1-32.

Washington: Owens 1-0.

**SACKS** – Miami: Fernandez 1; Stanfill 1.

Washington: Talbert 1; Biggs 1.

**MISSED FIELD GOALS** – Miami: Yepremian 42(B).

Washington: Knight 32 (WR).

## 1973 AFC PLAYOFF

**DOLPHINS 34, BENGALS 16**  
December 23, 1973

**Orange Bowl**  
**Miami, FL**

A defense which had allowed only 15 touchdowns all season kept the Cincinnati Bengals out of the end zone while the Dolphins hammered 241 yards on the ground for a convincing 34-16 victory. Mercury Morris scooted 106 yards on 20 carries and Bob Griese completed 11 of 18 passes, including TDs of 13 yards to Paul Warfield and seven yards to Jim Mandich. Garo Yepremian converted long field goals of 50 and 46 yards in the second half to widen the winning margin. The Dolphins led 21-3 when a lapse just before halftime gave life to the Bengals. Safety Neal Craig intercepted Griese and returned it 45 yards for a score, and Horst Muhlmann booted field goals of 46 and 12 yards – the second coming after Morris fumbled a kickoff – to make it 21-16.

<b>CINCINNATI</b>	<b>3</b>	<b>13</b>	<b>0</b>	<b>0</b>	<b>–</b>	<b>16</b>
<b>MIAMI</b>	<b>14</b>	<b>7</b>	<b>10</b>	<b>3</b>	<b>–</b>	<b>34</b>

<b>M</b> – Warfield, 13 pass from Griese (Yepremian kick)	10/80	1- 5:23
<b>C</b> – FG Muhlmann 24	10/55	1- 9:22
<b>M</b> – Csonka, 1 run (Yepremian kick)	12/80	1-14:39
<b>M</b> – Morris, 4 run (Yepremian kick)	7/75	2- 7:23
<b>C</b> – Craig, 45 interception return (Muhlmann kick)		2-11:34
<b>C</b> – FG Muhlmann 46	6/29	2-14:52
<b>C</b> – FG Muhlmann 12	1/0	2-14:56
<b>M</b> – Mandich, 7 pass from Griese (Yepremian kick)	7/72	3- 5:18
<b>M</b> – FG Yepremian 50	7/16	3-10:12
<b>M</b> – FG Yepremian 46	8/32	4- 3:40

**ATT.** – 75,770

	<b>Cincinnati</b>	<b>Miami</b>
First Downs Total-Rush.-Pass.-Pen.	11-5-6-0	27-18-9-0
Total Yards-Plays-Average	194-50-3.9	400-71-5.6
Rushes-Yards-Average	20-97-4.9	52-241-4.6
Net Yards Passing-Times Thrown-Yards Lost	97-3-16	159-0-0
Passes Attempted-Completed-Intercepted	27-14-1	19-11-2
Punts/Number-Average	7-36.3	2-49.0
Penalties/Number-Yards	2-19	1-5
Fumbles/Number-Lost	0-0	2-1

### INDIVIDUAL STATISTICS

**RUSHING** – Miami: Morris 20-106, 1 TD; Csonka 20-71, 1 TD; Kiick 10-51; Leigh 1-8; Nottingham 1-5.

Cincinnati: Clark 7-40; Anderson 3-26; Johnson 2-17; Elliot 7-15; Curtis 1-(-1).

**PASSING** – Miami: Griese 18-11-1, 159 yards, 2 TDs; Briscoe 1-0-1, 0 yards, 0 TDs.

Cincinnati: Anderson 27-14-1, 113 yards, 0 TDs.

**RECEIVING** – Miami: Warfield 4-95, 1 TD; Mandich 3-28, 1 TD; Kiick 3-19; Briscoe 1-17.

Cincinnati: Elliott 9-53; Joiner 2-33; Clark 2-18; Curtis 1-9.

**INTERCEPTIONS** – Miami: Anderson 1-19.

Cincinnati: Craig 1-45, 1 TD; Casanova 1-0.

**SACKS** – Miami: Matheson 2; Stanfill 1.

Cincinnati: None.

**MISSED FIELD GOALS** – Miami: None.

Cincinnati: None.

## 1973 AFC CHAMPIONSHIP

**DOLPHINS 27, RAIDERS 10**  
December 30, 1973

**Orange Bowl**  
**Miami, FL**

A relentless running attack with Larry Csonka and Mercury Morris accounting for 203 of the 266 yards powered the Dolphins to a 27-10 triumph over the Oakland Raiders for a third straight American Conference title. Csonka, a 237-pound battering ram who had his third consecutive 1,000-yard season, scored three touchdowns with his 117 yards on 29 carries. The Dolphins covered 64 and 63 yards exclusively on the ground for a 14-0 halftime lead. Then as the Raiders battled within 17-10, Bob Griese directed ground assaults of 63 yards, culminating in a field goal, and 40 yards, ending in Csonka's third TD. Defensively, safety Dick Anderson forced a fourth-down fumble by Marv Hubbard at midfield, and the Dolphins took possession with a 20-10 lead and six minutes to play. Oakland had stopped Miami's 18-game winning streak, 12-7, three months earlier.



<b>OAKLAND</b>	<b>0</b>	<b>0</b>	<b>10</b>	<b>0</b>	<b>-</b>	<b>10</b>
<b>MIAMI</b>	<b>7</b>	<b>7</b>	<b>3</b>	<b>10</b>	<b>-</b>	<b>27</b>

<b>M</b> - Csonka, 11 run (Yepremian kick)	8/64	1- 5:13
<b>M</b> - Csonka, 2 run (Yepremian kick)	15/63	2-14:43
<b>O</b> - FG Blanda 21	11/63	3- 5:11
<b>M</b> - FG Yepremian 42	3/8	3- 7:33
<b>O</b> - Siani, 25 pass from Stabler (Blanda kick)	10/79	3-12:22
<b>M</b> - FG Yepremian 26	11/63	4- 5:18
<b>M</b> - Csonka, 2 run (Yepremian kick)	10/42	4-13:11

ATT. - 75,105

	<b>Oakland</b>	<b>Miami</b>
First Downs Total-Rush.-Pass.-Pen.	15-4-9-2	21-18-2-1
Total Yards-Plays-Average	236-49-4.8	292-60-4.9
Rushes-Yards-Average	26-107-4.1	53-266-5.0
Net Yards Passing-Times Thrown-Yards Lost	129-0-0	26-1-8
Passes Attempted-Completed-Intercepted	23-15-1	6-3-1
Punts/Number-Average	2-51.0	1-39.0
Penalties/Number-Yards	3-35	3-26
Fumbles/Number-Lost	1-0	1-0

### INDIVIDUAL STATISTICS

**RUSHING** - Miami: Csonka 29-117, 3 TDs; Morris 14-86; Griese 3-39; Kiick 6-12; Nottingham 1-12.  
Oakland: Hubbard 10-54; C. Smith 10-35; Davis 4-15; Banaszak 2-3.

**PASSING** - Miami: Griese 6-3-1, 34 yards, 0 TDs.  
Oakland: Stabler 23-15-1, 129 yards, 1 TD.

**RECEIVING** - Miami: Warfield 1-27; Briscoe 1-6; Kiick 1-1.  
Oakland: C. Smith 5-43; Siani 3-45, 1 TD; Biletnikoff 2-15; Hubbard 2-11; Moore 2-9; Davis 1-6.

**INTERCEPTIONS** - Miami: Matheson 1-29.  
Oakland: Brown 1-0.

**SACKS** - Miami: None.  
Oakland: Sistrunk 1.

**MISSED FIELD GOALS** - Miami: None.  
Oakland: Blanda 41(WL).

## SUPER BOWL VIII

**DOLPHINS 24, VIKINGS 7**  
**January 13, 1974**

**Rice Stadium**  
**Houston, TX**

Winning for the 32nd time in 34 games, the Dolphins repeated as Super Bowl champions and proved themselves "Best Ever" with a 24-7 rout of the Minnesota Vikings at Rice Stadium. There was no doubt from the beginning. The Dolphins swept 62 yards in 10 plays with the opening kickoff, scoring on Larry Csonka's five-yard smash. Minnesota punted, and the onslaught resumed with a 56-yard, 10-play Dolphin drive capped by Jim Kiick's one-yard plunge. It was 17-0 before the Vikings crossed their 40, and a fourth-down fumble by Minnesota's Oscar Reed was recovered by safety Jake Scott at the Dolphin six-yard line. A brilliant, diving catch by Paul Warfield netted 27 yards on a third-quarter TD drive that hiked the score to 24-0. Csonka finished with his best-ever total of 145 yards on 33 carries. The Dolphins rushed for 703 yards and outscored opponents 85-33 in the three-game playoff blitz. Csonka's yardage was a Super Bowl record and he was named MVP.

<b>MINNESOTA</b>	<b>0</b>	<b>0</b>	<b>0</b>	<b>7</b>	<b>-</b>	<b>7</b>
<b>MIAMI</b>	<b>14</b>	<b>3</b>	<b>7</b>	<b>0</b>	<b>-</b>	<b>24</b>

<b>MI</b> - Csonka, 5 run (Yepremian kick)	10/62	1- 9:33
<b>MI</b> - Kiick, 1 run (Yepremian kick)	10/56	1-13:38
<b>MI</b> - FG Yepremian 28	7/44	2- 8:58
<b>MI</b> - Csonka, 2 run (Yepremian kick)	7/43	3- 6:16
<b>MN</b> - Tarkenton, 4 run (Cox kick)	10/57	4- 1:35

ATT. - 68,142

	<b>Minnesota</b>	<b>Miami</b>
First Downs Total-Rush.-Pass.-Pen.	14-5-8-1	21-13-4-4
Total Yards-Plays-Average	238-54-4.4	259-61-4.2
Rushes-Yards-Average	24-72-3.0	53-196-3.7
Net Yards Passing-Times Thrown-Yards Lost	166-2-16	63-1-10
Passes Attempted-Completed-Intercepted	28-18-1	7-6-0
Punts/Number-Average	5-42.2	3-39.6
Penalties/Number-Yards	7-65	1-4
Fumbles/Number-Lost	2-1	0

## INDIVIDUAL STATISTICS

**RUSHING** – Miami: Csonka 33-145, 2 TDs; Morris 11-34; Kiick 7-10, 1 TD; Griese 2-7.

Minnesota: Reed 11-32; Foreman 7-18; Tarkenton 4-17, 1 TD; Marinaro 1-3; B. Brown 1-2.

**PASSING** – Miami: Griese 7-6-0, 73 yards, 0 TDs.

Minnesota: Tarkenton 28-18-1, 182 yards, 0 TDs.

**RECEIVING** – Miami: Warfield 2-33; Mandich 2-21; Briscoe 2-19.

Minnesota: Foreman 5-27; Gilliam 4-44; Voight 3-46; Marinaro 2-39; B. Brown 1-9; Kingsriter 1-9; Lash 1-9; Reed 1-(-1).

**INTERCEPTIONS** – Miami: Johnson 1-10.

Minnesota: None.

**SACKS** – Miami: Fernandez 1; Den Herder 1.

Minnesota: Paige 1.

**MISSED FIELD GOALS** – Miami: None.

Minnesota: None.

## 1974 AFC PLAYOFF

**RAIDERS 28, DOLPHINS 26**

**December 21, 1974**

**Oakland-Alameda County Coliseum**

**Oakland, CA**

Oakland quarterback Ken Stabler, falling in the clutches of Vern Den Herder, unloaded a wobbly eight-yard pass that Clarence Davis wrestled from three defenders in the end zone, and the Raiders scored a stunning 28-26 victory over the defending champion Dolphins. Stabler, who had spent the last of his timeouts, appeared to have thrown an interception. But running back Davis clutched the football when bodies were untangled with 26 seconds remaining. It was the fourth TD pass for lefthander Stabler and his second "freak" score. Four minutes earlier Cliff Branch fell while catching a pass at the Dolphin 27, but defender Henry Stuckey also slipped, and Branch got up and escaped for a 72-yard TD. The Dolphins, trailing by two points, went ahead with 2:08 remaining as rookie Benny Malone broke two tackles on a 23-yard touchdown run along the sideline.

<b>MIAMI</b>	<b>7</b>	<b>3</b>	<b>6</b>	<b>10</b>	<b>-</b>	<b>26</b>
<b>OAKLAND</b>	<b>0</b>	<b>7</b>	<b>7</b>	<b>14</b>	<b>-</b>	<b>28</b>

<b>M</b> – N. Moore, 89 kickoff return (Yepremian kick)		1- 0:15
<b>O</b> – C. Smith, 31 pass from Stabler (Blanda kick)	7/78	2- 7:21
<b>M</b> – FG Yepremian 3	11/47	2-13:59
<b>O</b> – Biletnikoff, 13 pass from Stabler (Blanda kick)	9/60	3- 6:55
<b>M</b> – Warfield, 16 pass from Griese (kick failed)	5/65	3- 8:22
<b>M</b> – FG Yepremian 46	8/53	4- 3:10
<b>O</b> – Branch, 72 pass from Stabler (Blanda kick)	2/83	4-10:23
<b>M</b> – Malone, 23 run (Yepremian kick)	4/68	4-12:52
<b>O</b> – Davis, 8 pass from Stabler (Blanda kick)	8/68	4-14:34

**ATT. – 52,817**

	<b>Miami</b>	<b>Oakland</b>
First Downs/Total-Rush.-Pass.-Pen.	18-10-6-2	19-8-11-0
Total Yards-Plays-Average	294-57-5.2	411-64-6.4
Rushes-Yards-Average	41-213-5.2	32-135-4.2
Net Yards Passing-Times Thrown-Yards Lost	81-2-20	276-2-17
Passes Attempted-Completed-Intercepted	14-7-1	30-20-1
Punts/Number-Average	6-33.2	7-42.7
Penalties/Number-Yards	3-15	3-59
Fumbles/Number-Lost	0-0	0-0

## INDIVIDUAL STATISTICS

**RUSHING** – Miami: Csonka 24-114; Malone 14-83, 1 TD; Griese 2-14; Kiick 1-2.

Oakland: Davis 12-59; Hubbard 14-55; Banaszak 3-14; Stabler 3-7.

**PASSING** – Miami: Griese 14-7-1, 101 yards, 1 TD.

Oakland: Stabler 30-20-1, 293 yards, 4 TDs.

**RECEIVING** – Miami: Warfield 3-47, 1 TD; N. Moore 2-40; Nottingham 1-9; Kiick 1-5.

Oakland: Biletnikoff 8-122, 1 TD; Branch 3-84, 1 TD; Moore 3-22; C. Smith 2-35, 1 TD; C. Davis 2-16, 1 TD; Hubbard 1-9; Pitts 1-5.

**INTERCEPTIONS** – Miami: Anderson 1-14.

Oakland: Villapiano 1-5.

**SACKS** – Miami: Den Herder 1; Fernandez 1.

Oakland: Sistrunk 1; Jones 1.

**MISSED FIELD GOALS** – Miami: None.

Oakland: None.

## 1978 AFC WILD-CARD PLAYOFF

**OILERS 17, DOLPHINS 9**  
**December 24, 1978**

**Orange Bowl**  
**Miami, FL**

The Houston Oilers amassed a 455-209 margin in total yardage, and aided by five Dolphin turnovers, gained a 17-9 victory in a battle of AFC wild-card entries at the Orange Bowl. Toni Fritsch kicked a 35-yard field goal with 7:25 remaining to snap a 7-7 tie that existed since the first quarter. An interception by linebacker Greg Bingham led to a clinching 50-yard touchdown drive capped by Earl Campbell's one-yard dive with 1:55 to go. Campbell, the NFL rushing leader with 1,450 yards as a rookie, had been checked for only 16 yards on 13 carries in the first half. Dolphin quarterback Bob Griese, playing with very sore ribs, connected with tight end Andre Tillman for a 13-yard TD after Earnie Rhone had recovered a fumbled punt at the Houston 21. But Griese completed only 13 of 28 passes. Twice the Dolphins lost the ball inside the Oiler 10-yard line when the game was tied. Houston's Dan Pastorini wore a flak jacket to protect three broken ribs, and he passed for 261 of his 306-yard total in the first half.

<b>HOUSTON</b>	<b>7</b>	<b>0</b>	<b>0</b>	<b>10</b>	<b>-</b>	<b>17</b>
<b>MIAMI</b>	<b>7</b>	<b>0</b>	<b>0</b>	<b>2</b>	<b>-</b>	<b>9</b>

<b>M</b> - Tillman, 13 pass from Griese (Yepremian kick)	2/21	1- 9:58
<b>H</b> - Wilson, 13 pass from Pastorini (Fritsch kick)	10/71	1-14:57
<b>H</b> - FG Fritsch 35	10/53	4- 7:35
<b>H</b> - Campbell, 1 run (Fritsch kick)	10/50	4-13:05
<b>M</b> - Safety, Pastorini runs out of end zone		4-14:49

**ATT. - 70,036**

	<b>Houston</b>	<b>Miami</b>
First Downs/Total-Rush.-Pass.-Pen.	23-9-14-0	14-6-7-1
Total Yards-Plays-Average	455-77-5.9	209-57-3.7
Rushes-Yards-Average	45-165-3.7	25-91-3.6
Net Yards Passing-Times Thrown-Yards Lost	290-2-16	118-2-19
Passes Attempted-completed-Intercepted	30-20-0	30-12-3
Punts/Number-Average	5-44.0	5-48.6
Penalties/Number-Yards	5-37	1-5
Fumbles/Number-Lost	3-1	2-2

### **INDIVIDUAL STATISTICS**

**RUSHING** - Miami: L. Harris 9-43; Williams 13-41; N. Moore 1-7; Bulaich 2-0.

Houston: Campbell 26-84, 1 TD; Wilson 14-76; Poole 1-12; Coleman 1-2; Pastorini 3-(-9).

**PASSING** - Miami: Griese 28-11-2, 114 yards, 1 TD; Strock 2-1-1, 23 yards, 0 TDs.

Houston: Pastorini 29-20-0, 306 yards, 1 TD; Barber 1-0-0, 0 yards, 0 TDs.

**RECEIVING** - Miami: D. Harris 4-42; N. Moore 2-28; Tillman 2-24, 1 TD; Bulaich 2-14; L. Harris 1-21; Williams 1-8.

Houston: Burrough 6-103; Wilson 5-40, 1 TD; Barber 4-112; Woods 2-22; Campbell 1-13; Caster 1-11; Coleman 1-5.

**INTERCEPTIONS** - Miami: None.

Houston: Bingham 1-4, Reinfeldt 1-0, Sternrick 1-0.

**SACKS** - Miami: Bokamper 2.

Houston: Washington 1; Bethea 1.

**MISSED FIELD GOALS** - Miami: Yepremian 38(WL).

Houston: Fritsch 28(B).

## 1979 AFC PLAYOFF

**STEELERS 34, DOLPHINS 14**  
**December 30, 1979**

**Three Rivers Stadium**  
**Pittsburgh, PA**

Launching a drive to their fourth Super Bowl title in six years, the Pittsburgh Steelers scored touchdowns on their first three possessions and coasted to a 34-14 victory at Three Rivers Stadium. Miami managed only 25 yards rushing against the Steel Curtain and was stopped twice in the second quarter after achieving a first down inside the Steeler 10-yard line. The Dolphins got as close as 20-7 with a seven-yard TD pass from Bob Griese to Duriel Harris in the third period, but Pittsburgh responded with a 69-yard TD drive. The Steelers marched 62, 62 and 56 yards for their first-quarter scores when quarterback Terry Bradshaw completed 8 of 10 passes, including touchdowns to John Stallworth and Lynn Swann, who was standing alone in the end zone. Don Strock directed a 13-play, 76-yard TD drive after relieving Griese in the fourth quarter.

<b>MIAMI</b>	<b>0</b>	<b>0</b>	<b>7</b>	<b>7</b>	<b>-</b>	<b>14</b>
<b>PITTSBURGH</b>	<b>20</b>	<b>0</b>	<b>7</b>	<b>7</b>	<b>-</b>	<b>34</b>

<b>P</b> - Thornton, 1 run (Bahr kick)	13/62	1- 7:02
<b>P</b> - Stallworth, 17 pass from Bradshaw (kick blocked)	9/62	1-11:03

**456 • Playoff History**

<b>P</b> – Swann, 20 pass from Bradshaw (Bahr kick)	6/56	1-14:09
<b>M</b> – Harris, 7 pass from Griese (von Schamann kick)	2/11	3- 3:55
<b>P</b> – Bleier, 1 run (Bahr kick)	12/69	3- 8:58
<b>P</b> – Harris, 5 run (Bahr kick)	9/43	4- 5:56
<b>M</b> – Csonka, 1 run (von Schamann kick)	13/76	4-11:53

**ATT. – 50,214**

	<b>Miami</b>	<b>Pittsburgh</b>
First Downs Total-Rush.-Pass.-Pen.	16-2-11-3	27-14-12-1
Total Yards-Plays-Average	249-65-3.8	379-72-5.3
Rushes-Yards-Average	22-25-1.1	40-159-3.9
Net Yards Passing-Times Thrown-Yards Lost	224-3-19	220-1-10
Passes Attempted-Completed-Intercepted	40-22-2	31-21-0
Punts/Number-Average	4-36.3	2-29.5
Penalties Number-Yards	4-35	8-41
Fumbles/Number-Lost	0-0	3-3

#### INDIVIDUAL STATISTICS

**RUSHING** – Miami: Csonka 10-20, 1 TD; Davis 2-12; Griese 1-1; Williams 8-1; Roberts 1-(-9).  
Pittsburgh: Harris 21-83, 1 TD; Thornton 12-52, 1 TD; Hawthorne 2-15; Bleier 4-13, 1 TD; Anderson 1-(-4).  
**PASSING** – Miami: Griese 26-14-1, 118 yards, 1 TD; Strock 14-8-1, 125 yards, 0 TDs.  
Pittsburgh: Bradshaw 31-21-0, 230 yards, 2 TDs.  
**RECEIVING** – Miami: Williams 6-26; Moore 5-93; Harris 3-61, 1 TD; Nathan 3-27; Davis 2-24; Hardy 2-12; Torrey 1-0.  
Pittsburgh: Stallworth 6-86, 1 TD; Harris 5-32; Smith 4-41; Swann 3-37, 1 TD; Thornton 3-34.  
**INTERCEPTIONS** – Miami: None.  
Pittsburgh: Winston 1-3; Woodruff 1-0.  
**SACKS** – Miami: Barisich 0.5; Den Herder 0.5.  
Pittsburgh: Dunn 1.5; Greene 1; Lambert 0.5.  
**MISSED FIELD GOALS** – Miami: None.  
Pittsburgh: None.

### 1981 AFC PLAYOFF

**CHARGERS 41, DOLPHINS 38 (OT)**  
**January 2, 1982**

**Orange Bowl**  
**Miami, FL**

A record-setting showcase of the passing game resulted in NFL playoff marks for most points (79), most total yards (1,036) and most drama as the San Diego Chargers outlasted the Dolphins 41-38 in overtime. "The Miracle That Died" was the Miami Herald headline after the Dolphins rallied behind reserve quarterback Don Strock to overcome a 24-point deficit. The Pro Football Hall of Fame voted the contest as the "NFL's Game of the '80s." Strock completed 29 of 43 passes for 403 yards and four touchdowns, spurring the Dolphins to a 38-31 lead. A 12-yard sweep by Tony Nathan on the first play of the fourth quarter put the Dolphins on top. But Charger quarterback Dan Fouts, who passed for an NFL record 4,802 yards during the season, led an 82-yard drive capped by a 9-yard pass to James Brooks to tie the game with 58 seconds remaining. Five players had more than 100 yards in receptions, topped by Charger tight end Kellen Winslow with 13 catches for 166 yards. Fouts, who finished with 433 yards on 33 of 53 marksmanship, hooked up with Charlie Joiner for 39 yards to the Dolphin 10-yard line. Rolf Benirschke then kicked a 29-yard field goal to end the struggle after 13:52 of overtime. Benirschke had missed a 27-yard attempt eight minutes earlier, and Miami's Uwe von Schamann had two attempts blocked – a 43-yarder on the last play of regulation and a 35-yarder after 11:27 of overtime. It was the first game in NFL history in which two quarterbacks passed for more than 400 yards.

<b>SAN DIEGO</b>	<b>24</b>	<b>0</b>	<b>7</b>	<b>7</b>	<b>3</b>	<b>–</b>	<b>41</b>
<b>MIAMI</b>	<b>0</b>	<b>17</b>	<b>14</b>	<b>7</b>	<b>0</b>	<b>–</b>	<b>38</b>

<b>SD</b> – FG Benirschke 32	9/64	1- 5:11
<b>SD</b> – Chandler, 56 punt return (Benirschke kick)		1- 7:36
<b>SD</b> – Muncie, 1 run (Benirschke kick)	7/29	1-11:02
<b>SD</b> – Brooks, 8 pass from Fouts (Benirschke kick)	3/11	1-13:29
<b>M</b> – FG von Schamann 34	10/63	2- 6:29
<b>M</b> – Rose, 1 pass from Strock (von Schamann kick)	7/39	2-12:15
<b>M</b> – Nathan, 25 run after lateral from Harris who caught 15 pass from Strock (von Schamann kick)	4/63	2-15:00
<b>M</b> – Rose, 15 pass from Strock (von Schamann kick)	8/74	3- 4:10
<b>SD</b> – Winslow, 25 pass from Fouts (Benirschke kick)	6/60	3-10:45
<b>M</b> – Hardy, 50 pass from Strock (von Schamann kick)	6/83	3-13:32
<b>M</b> – Nathan, 12 run (von Schamann kick)	2/15	4- 0:07
<b>SD</b> – Brooks, 9 pass from Fouts (Benirschke kick)	10/82	4-14:02
<b>SD</b> – FG Benirschke 29	6/74	OT-13:52

**ATT. – 73,735**



	San Diego	Miami
First Downs Total-Rush.-Pass.-Pen.	34-10-21-3	25-3-21-1
Total Yards-Plays-Average	564-85-6.6	472-79-6.0
Rushes-Yards-Average	29-149-5.1	28-78-2.8
Net Yards Passing-Times Thrown-Yards Lost	415-2-18	394-3-29
Passes Attempted-Completed-Intercepted	54-33-1	48-31-2
Punts/Number-Average	4-40.3	5-42.0
Penalties/Number-Yards	9-55	7-50
Fumbles/Number-Lost	3-3	2-1

#### INDIVIDUAL STATISTICS

**RUSHING** – Miami: Nathan 14-48, 1 TD; Woodley 1-10; Hill 3-8; Vigorito 1-6; Franklin 9-6.

San Diego: Muncie 24-120, 1 TD; Brooks 3-19; Fouts 2-10.

**PASSING** – Miami: Strock 43-29-1, 403 yards, 4 TDs; Woodley 5-2-1, 20 yards, 0 TDs.

San Diego: Fouts 53-33-1, 433 yards, 3 TDs; Muncie 1-0-0, 0 yards, 0 TDs.

**RECEIVING** – Miami: Nathan 9-114, 1 TD; Harris 6-106; Hardy 5-89, 1 TD; Rose 4-37, 2 TDs; Cefalo 3-62; Vigorito 2-12; Hill 2-3.

San Diego: Winslow 13-166, 1 TD; Joiner 7-108; Chandler 6-106; Brooks 4-31, 2 TDs; Muncie 2-5; Scales 1-17.

**INTERCEPTIONS** – Miami: L. Blackwood 1-8.

San Diego: Edwards 1-35; Buchanan 1-0.

**SACKS** – Miami: Bokamper 2.

San Diego: Johnson 2; Jones 1.

**MISSED FIELD GOALS** – Miami: von Schamann 43(S), 34(B).

San Diego: Benirschke 55(WR), 27(WL).

### 1982 AFC PLAYOFF (first round)

**DOLPHINS 28, PATRIOTS 13**

January 8, 1983

Orange Bowl

Miami, FL

For the first time in nine years, the Miami Dolphins won a playoff game, defeating the New England Patriots 28-13. Dolphin QB David Woodley had one of his finest games, completing 16 of 19 passes for 246 yards and two TDs. He was a perfect 8-8 in the second half. The Dolphins had not experienced a playoff win since January 13, 1974, when they downed Minnesota in Super Bowl VIII. The Dolphins took command in the second quarter, putting together back-to-back TD drives of 76 and 79 yards that turned a 3-0 deficit into a 14-3 halftime advantage. The four Miami TDs came on a pair of two-yard passes from David Woodley to tight end Bruce Hardy, a one-yard run by Andra Franklin and Woody Bennett's two-yard burst up the middle. Franklin finished with 112 yards on 26 carries, but lost the ball three times on fumbles. Two of those fumbles resulted in John Smith field goals of 23 and 42 yards for New England.

<b>NEW ENGLAND</b>	<b>0</b>	<b>3</b>	<b>3</b>	<b>7</b>	<b>-</b>	<b>13</b>
<b>MIAMI</b>	<b>0</b>	<b>14</b>	<b>7</b>	<b>7</b>	<b>-</b>	<b>28</b>

<b>NE</b> – FG Smith 23	8/24	2- 3:07
<b>M</b> – Hardy, 2 pass from Woodley (von Schamann kick)	9/76	2- 8:24
<b>M</b> – Franklin, 1 run (von Schamann kick)	9/79	2-12:52
<b>NE</b> – FG Smith 42	8/38	3- 7:56
<b>M</b> – Bennett, 2 run (von Schamann kick)	11/74	3-13:59
<b>M</b> – Hardy, 2 pass from Woodley (von Schamann kick)	8/62	4- 6:05
<b>NE</b> – Hasselbeck, 22 pass from Grogan (Smith kick)	6/80	4- 9:38

ATT. - 68,842

	New England	Miami
First Downs/Total-Rush.-Pass.-Pen.	14-6-8-0	27-12-14-1
Total Yards-Plays-Average	237-52-4.6	448-66-6.8
Rushes-Yards-Average	18-77-4.3	45-214-4.8
Net Yards Passing-Times Thrown-Yards Lost	160-4-29	234-2-12
Passes Attempted-Completed-Intercepted	30-16-2	19-16-0
Punts/Number-Average	5-43.6	1-51.0
Penalties/Number-Yards	4-27	2-15
Fumbles/Number-Lost	1-1	3-3

#### INDIVIDUAL STATISTICS

**RUSHING** – Miami: Franklin 26-112, 1 TD; Nathan 12-71; Woodley 1-16; Bennett 5-10, 1 TD; Vigorito 1-5.

New England: van Eeghen 9-40; Collins 7-35; Tatupu 1-4; Morgan 1-(-2).

**PASSING** – Miami: Woodley 19-16-0, 246 yards, 2 TDs.

New England: Grogan 30-16-2, 189 yards, 1 TD.

**RECEIVING** – Miami: Nathan 5-68; Hardy 3-23, 2 TDs; Rose 2-47; Vigorito 2-40; Cefalo 2-27; Harris 1-36; Diana 1-5.

New England: Hasselbeck 7-87, 1 TD; Dawson 4-49; Collins 1-17; Toler 1-16; Brown 1-8; Johnson 1-7; van Eeghen 1-5.

**INTERCEPTIONS** – Miami: McNeal 1-16; Small 1-0.

New England: None.

**SACKS** – Miami: Rhone 1, Bokamper 1; Baumhower 1; Duhe 1.

New England: Owens 2.

**MISSED FIELD GOALS** – Miami: von Schamann 52(WR).

New England: None.

## **1982 AFC PLAYOFF (second round)**

**DOLPHINS 34, CHARGERS 13**

**January 16, 1983**

**Orange Bowl**

**Miami, FL**

The Dolphins choked off the famed Charger offense and won 34-13. The Dolphin defense stopped the San Diego offense, holding it to a total of 247 yards – 203 yards below its league-leading average - while holding the Chargers scoreless in the second half. Dolphin defenders intercepted QB Dan Fouts five times, sacked him three times and held the Chargers to 15 completions for 191 yards – their lowest output since a January, 1982, playoff game in the ice at Cincinnati. The Dolphin offense kept Fouts and Company on the sideline by utilizing ball control that produced 80 plays to San Diego's 54 and an overwhelming time of possession advantage; the Dolphins had the ball for 40:46 to the Chargers' 19:14. Dolphin QB David Woodley guided his team to a 214-yard ground attack while connecting on 17-22 passes for 195 yards and two TDs. Woodley opened the scoring with a three-yard pass to Nat Moore in the first quarter and made it 14-0 by directing Miami 89 yards on 13 plays. Charger kickoff returner Hank Bauer fumbled a kickoff which was recovered by Uwe von Schamann at the Charger 23-yard line. Seven plays later, Woodley hit tight end Ronnie Lee on a six-yard look-in pass for the score. On the next kickoff, Dolphin rookie Rich Diana recovered a fumble by the Chargers' James Brooks, but this time Miami had to settle for a 29-yard von Schamann field goal. The Chargers scored two late TDs, one on a 28-yard pass from Fouts to Charlie Joiner and the other on Chuck Muncie's one-yard dive that ended the San Diego scoring. Von Schamann added a second field goal shortly before the end of the first half and Woodley scored on a seven-yard QB draw early in the fourth quarter.

<b>SAN DIEGO</b>	<b>0</b>	<b>13</b>	<b>0</b>	<b>0</b>	<b>–</b>	<b>13</b>
<b>MIAMI</b>	<b>7</b>	<b>20</b>	<b>0</b>	<b>7</b>	<b>–</b>	<b>34</b>

<b>M</b> – Moore, 3 pass from Woodley (von Schamann kick)	5/26	1- 6:52
<b>M</b> – Franklin, 3 run (von Schamann kick)	13/89	2- 1:28
<b>M</b> – Lee, 6 pass from Woodley (von Schamann kick)	7/23	2- 4:31
<b>M</b> – FG von Schamann 24	7/30	2- 7:15
<b>SD</b> – Joiner, 28 pass from Fouts (kick failed)	3/28	2-11:14
<b>M</b> – FG von Schamann 23	7/70	2-13:55
<b>SD</b> – Muncie, 1 run (Benirschke kick)	5/76	2-14:38
<b>M</b> – Woodley, 7 run (von Schamann kick)	8/62	4- 0:42

**ATT.** – 71,383

	<b>San Diego</b>	<b>Miami</b>
First Downs/Total-Rush.-Pass.-Pen.	17-5-9-3	29-15-11-3
Total Yards-Plays-Average	247-54-4.6	413-80-5.2
Rushes-Yards-Average	17-79-4.6	56-214-3.8
Net Yards Passing-Times Thrown-Yards Lost	168-3-23	199-1-16
Passes Attempted-Completed-Intercepted	34-15-5	23-18-1
Punts/Number-Average	4-41.3	3-40.3
Penalties/Number-Yards	7-62	6-70
Fumbles/Number-Lost	3-2	2-1

### **INDIVIDUAL STATISTICS**

**RUSHING** – Miami: Franklin 23-96, 1 TD; Nathan 19-83; Woodley 3-14, 1 TD; Bennett 7-14; Orosz 1-11; Vigorito 1-2; Jensen 2-(-6).

San Diego: Muncie 11-62, 1 TD; Brooks 3-9; Fouts 2-3; Capelletti 1-5.

**PASSING** – Miami: Woodley 22-17-1, 195 yards, 2 TDs; Nathan 1-1-0, 20 yards, 0 TDs.

San Diego: Fouts 34-15-5, 191 yards, 1 TD.

**RECEIVING** – Miami: Nathan 8-55; Hardy 3-45; Cefalo 2-69; Vigorito 2-22; Harris 1-15; Lee 1-6, 1 TD; Moore 1-3, 1 TD.

San Diego: Muncie 6-53; Chandler 2-38; Brooks 2-25; Sievers 2-21; Joiner 1-28, 1 TD; Winslow 1-18; Holohan 1-8.

**INTERCEPTIONS** – Miami: G. Blackwood 2-19; McNeal 1-20; Small 1-16; L. Blackwood 1-(-1).

San Diego: Fox 1-18.

**SACKS** – Miami: Duhe 2; Bokamper 1.

San Diego: Ferguson 1.

**MISSED FIELD GOALS** – Miami: None.

San Diego: None.

## 1982 AFC CHAMPIONSHIP

**DOLPHINS 14, JETS 0**  
January 23, 1983

**Orange Bowl**  
**Miami, FL**

For the third time in as many games in 1982, the Miami Dolphins defeated the New York Jets, this time on a rainy, mud-soaked Orange Bowl field. The Dolphins set an AFC Championship Game record by holding the Jets to 139 total yards. A.J. Duhe set an AFC playoff record with three interceptions, including one he returned for a 35-yard TD. The Dolphins set an NFL record by being the first team to have defeated the same team three times in a season – two times during the regular season and once in a playoff game. On nine occasions since the AFL-NFL merger, teams had met three times in a season – but no team had won all three games. Before a crowd of 67,396, the Dolphins' Woody Bennett rumbled seven yards up the middle to score the only points the Dolphins would need. That came in the third quarter after the teams had trudged through a scoreless first half on the soggy Prescription Athletic Turf.

<b>N.Y. JETS</b>	<b>0</b>	<b>0</b>	<b>0</b>	<b>0</b>	<b>–</b>	<b>0</b>
<b>MIAMI</b>	<b>0</b>	<b>0</b>	<b>7</b>	<b>7</b>	<b>–</b>	<b>14</b>

M – Bennett, 7 run (von Schamann kick)	7/48	3- 2:05
M – Duhe, 35 interception return (von Schamann kick)		4- 2:08

**ATT. – 67,396**

	<b>N.Y. Jets</b>	<b>Miami</b>
First Downs Total-Rush.-Pass.-Pen.	10-2-6-2	13-7-5-1
Total Yards-Plays-Average	139-65-2.1	198-66-3.0
Rushes-Yards-Average	24-62-2.6	41-138-3.4
Net Yards Passing-Times Thrown-Yards Lost	77-4-26	60-4-27
Passes Attempted-Completed-Intercepted	37-15-5	21-9-3
Punts/Number-Average	10-35.7	10-33.3
Penalties/Number-Yards	6-42	3-15
Fumbles/Number-Lost	1-0	3-1

### **INDIVIDUAL STATISTICS**

**RUSHING** – Miami: Woodley 8-46; Franklin 13-44; Nathan 7-24; Bennett 13-24, 1 TD.

N.Y. Jets: McNeil 17-46; Todd 4-10; Augustyniak 2-5; Dierking 1-1.

**PASSING** – Miami: Woodley 21-9-3, 87 yards, 0 TDs.

N.Y. Jets: Todd 37-15-5, 103 yards, 0 TDs.

**RECEIVING** – Miami: Vigorito 3-29; Harris 2-28; Nathan 2-4; Rose 1-20; Lee 1-6.

N.Y. Jets: Harper 4-14; Jones 3-35; Barkum 2-20; Augustyniak 2-12; McNeil 1-9; Gaffney 1-7; Dierking 1-6; Walker 1-0.

**INTERCEPTIONS** – Miami: Duhe 3-36, 1 TD; Small 1-8; G. Blackwood 1-4.

N.Y. Jets: Schroy 2-1; Buttle 1-0.

**SACKS** – Miami: Bokamper 2, Brudzinski 1, Baumhower 1.

N.Y. Jets: Gastineau 2, Lyons 1, Neil 1.

**MISSED FIELD GOALS** – Miami: None.

N.Y. Jets: None.

## SUPER BOWL XVII

**REDSKINS 27, DOLPHINS 17**  
January 30, 1983

**Rose Bowl**  
**Pasadena, CA**

The Washington Redskins, behind the power running of John Riggins, came from behind to win Super Bowl XVII in the famed Rose Bowl, beating Miami 27-17. Before the second-largest crowd for a Super Bowl – 103,667 fans – the Redskins took the lead for the first time with a little more than 10 minutes left on the clock. The game was marked by a Super Bowl record performance by Fulton Walker, who returned four kickoffs 190 yards, including a 98-yard TD that gave Miami a 17-10 halftime lead. It was the first kickoff returned for a TD in Super Bowl history and the longest kickoff return in playoff history. Riggins ran up 166 yards on 38 carries, both Super Bowl records. On a short-yardage play – fourth-and-one from the Redskin 43 with 10:01 to play – Riggins broke a tackle and scored on a 43-yard run. Riggins accounted for 181 total yards, five more yards than the entire Miami offense could manage in the game. In the first quarter, Miami jumped to a quick lead with a 76-yard David Woodley to Jimmy Cefalo pass for a TD.

<b>MIAMI</b>	<b>7</b>	<b>10</b>	<b>0</b>	<b>0</b>	<b>–</b>	<b>17</b>
<b>WASHINGTON</b>	<b>0</b>	<b>10</b>	<b>3</b>	<b>14</b>	<b>–</b>	<b>27</b>

M – Cefalo, 76 pass from Woodley (von Schamann kick)	2/80	1- 6:49
W – FG Moseley 31	7/32	2- 0:21
M – FG von Schamann 20	13/50	2- 9 :00
W – Garrett, 4 pass from Theismann (Moseley kick)	11/80	2-13:09
M – Walker, 98 kickoff return (von Schamann kick)		2-13:22

**460 • Playoff History**

W - FG Moseley 20	6/61	3- 6:51
W - Riggins, 43 run (Moseley kick)	4/52	4- 4:59
W - Brown, 6 pass from Theismann (Moseley kick)	12/41	4-13:05

ATT. - 103,667

	Miami	Washington
First Downs Total-Rush.-Pass.-Pen.	9-7-2-0	24-14-9-1
Total Yards-Plays-Average	176-47-3.7	400-78-5.1
Rushes-Yards-Average	29-96-3.3	52-276-5.3
Net Yards Passing-Times Thrown-Yards Lost	80-1-17	124-3-19
Passes Attempted-Completed-Intercepted	17-4-1	23-15-2
Punts/Number-Average	6-37.8	4-42.0
Penalties/Number-Yards	4-55	5-36
Fumbles/Number-Lost	2-1	0-0

#### INDIVIDUAL STATISTICS

**RUSHING** - Miami: Franklin 16-49; Nathan 7-26; Woodley 4-16; Vigorito 1-4; Harris 1-1.

Washington: Riggins 38-166, 1 TD; Garrett 1-44; Harmon 9-40; Theismann 3-20; Walker 1-6.

**PASSING** - Miami: Woodley 14-4-1, 97 yards, 1 TD; Strock 3-0-0, 0 yards, 0 TDs.

Washington: Theismann 23-15-2, 143 yards, 2 TDs.

**RECEIVING** - Miami: Cefalo 2-82, 1 TD; Harris 2-15.

Washington: Brown 6-60, 1 TD; Warren 5-28; Garrett 2-13, 1 TD; Walker 1-27; Riggins 1-15.

**INTERCEPTIONS** - Miami: Duhe 1-0; L. Blackwood 1-0.

Washington: Murphy 1-0.

**SACKS** - Miami: Baumhower 1; Gordon 1; Rhone 1.

Washington: Manley 1.

**MISSED FIELD GOALS** - Miami: None.

Washington: None.

### 1983 AFC PLAYOFF

**SEAHAWKS 27, DOLPHINS 20**  
December 31, 1983

**Orange Bowl**  
Miami, FL

The Miami Dolphins saw their season end on a sour note as they lost a 27-20 decision to the Seattle Seahawks in the first round of the AFC playoffs. Before 71,032 fans in the Orange Bowl, Dolphin rookie quarterback Dan Marino returned from his December 4 knee injury. On their second possession, the Dolphins launched a 12-play, 80-yard drive ending with a 19-yard TD pass from Marino to tight end Dan Johnson (PAT missed). A 59-yard return by Zachary Dixon on the ensuing kickoff led to a six-yard scoring toss from Seattle's Dave Krieg to Cullen Bryant with the extra point, giving the Seahawks a one point lead. Miami immediately retaliated, using a 17-yard Marino to Mark Duper hook-up to pave the way for a 32-yard circus catch by Duper for the touchdown. Early in the third quarter, a David Overstreet fumble in Seattle territory set the Seahawks up for a 55-yard TD march featuring a 28-yard completion from Krieg to Paul Johns, and culminating in a one-yard run by Curt Warner. Norm Johnson's 27-yard field goal early in the fourth quarter gave Seattle a 17-13 lead. The Dolphins managed to regain the lead at 20-17 following a Gerald Small interception (18-yard return) and Woody Bennett's two-yard run with only 3:43 remaining. However, the lead was shortlived as the Seahawks came right back to score on Warner's short run following a pair of Krieg to Steve Largent completions for a total of 56 yards. Miami's Fulton Walker then fumbled the Seattle kickoff, thus leading to a 37-yard Johnson field goal. Another Walker kickoff fumble iced the game for the Seahawks, who were participating in the playoffs for the first time in their eight-year history.

SEATTLE	0	7	7	13	-	27
MIAMI	0	13	0	7	-	20

M - Johnson, 19 pass from Marino (kick failed)	12/80	2- 2:23
S - C. Bryant, 6 pass from Krieg (N. Johnson kick)	6/38	2- 5:41
M - Duper, 32 pass from Marino (von Schamann kick)	7/74	2- 9:17
S - Warner, 1 run (N. Johnson kick)	8/55	3- 8:34
S - FG N. Johnson 27	9/40	4- 4:18
M - Bennett, 2 run (von Schamann kick)	3/16	4-11:17
S - Warner, 2 run (N. Johnson kick)	5/66	4-13:12
S - FG N. Johnson 37	4/8	4-13:45

ATT. - 71,032

	Seattle	Miami
First Downs Total-Rush.-Pass.-Pen.	21-12-9-0	21-9-11-1
Total Yards-Plays-Average	334-72-4.6	321-56-5.7
Rushes-Yards-Average	42-151-3.6	30-128-4.3
Net Yards Passing-Times Thrown-Yards Lost	183-1-9	193-0-0
Passes Attempted-Completed-Intercepted	29-15-1	26-15-2
Punts/Number-Average	4-38.0	4-35.5



	<b>Seattle</b>	<b>Miami</b>
Penalties/Number-Yards	2-15	5-30
Fumbles/Number-Lost	0-0	3-3

#### INDIVIDUAL STATISTICS

**RUSHING** – Miami: Overstreet 9-50; Bennett 7-31, 1 TD; Franklin 6-28; Nathan 8-19.

Seattle: Warner 29-113, 2 TDs; C. Bryant 5-22; Hughes 4-21; Krieg 4-(-5).

**PASSING** – Miami: Marino 25-15-2, 193 yards, 2 TDs; Clayton 1-0-0, 0 yards, 0 TDs.

Seattle: Krieg 28-15-1, 192 yards, 1 TD; Zorn 1-0-0, 0 yards, 0 TDs.

**RECEIVING** – Miami: Duper 9-117, 1 TD; Johnson 2-29, 1 TD; Moore 2-26; Rose 1-15; Nathan 1-6.

Seattle: Warner 5-38; Johns 4-60; Largent 2-56; Doornink 2-26; C. Bryant 2-12, 1 TD.

**INTERCEPTIONS** – Miami: Small 1-18.

Seattle: Harris 1-0; Justin 1-0.

**SACKS** – Miami: Baumhower 1.

Seattle: None.

**MISSED FIELD GOALS** – Miami: None.

Seattle: N. Johnson 48(B).

### 1984 AFC PLAYOFF

**DOLPHINS 31, SEAHAWKS 10**

**December 29, 1984**

**Orange Bowl**

**Miami, FL**

The Miami Dolphins, led by quarterback Dan Marino's three touchdown passes and a defense that shut out the opposition in three of four quarters, defeated the Seattle Seahawks 31-10 before 73,469 fans in the Orange Bowl. The Dolphins moved in front on their second possession and stayed there. Running back Tony Nathan keyed the 68-yard drive by gaining 38 yards on four carries, including the touchdown on a 14-yard run. A 26-yard Marino to Mark Clayton completion was the long play of the scoring march. A 32-yard interception return by Seattle's John Harris and a 25-yard pass from Dave Krieg to Steve Largent paved the way for Norm Johnson's 27-yard field goal that cut Miami's lead to 7-3. The Dolphins, however, came right back to score on their next series as a 20-yard reception by Woody Bennett preceded Marino's 34-yard scoring hook-up with Jimmy Cefalo. The Seahawks made it 14-10 at halftime when Largent scored on a 56-yard catch-and-run play. After Miami's defense had stopped Seattle on the Dolphin 24-yard line to open the second half, the Dolphins embarked on a 13-play, 76-yard TD drive that included a Bruce Hardy touchdown catch from three yards out. After the Seahawks' Jeff West managed just a seven-yard punt, Clayton made an acrobatic catch on a tipped ball in the end zone for a 33-yard TD. Miami closed out the scoring on Uwe von Schamann's 37-yard field goal in a drive that featured a 32-yard Marino to Hardy pass.

<b>SEATTLE</b>	<b>0</b>	<b>10</b>	<b>0</b>	<b>0</b>	<b>-</b>	<b>10</b>
<b>MIAMI</b>	<b>7</b>	<b>7</b>	<b>14</b>	<b>3</b>	<b>-</b>	<b>31</b>

<b>M</b> – Nathan, 14 run (von Schamann kick)	8/68	1-10:51
<b>S</b> – FG Johnson 27	7/29	2- 1:24
<b>M</b> – Cefalo, 34 pass from Marino (von Schamann kick)	4/60	2- 4:07
<b>S</b> – Largent, 56 pass from Krieg (Johnson kick)	4/70	2-11:37
<b>M</b> – Hardy, 3 pass from Marino (von Schamann kick)	13/76	3-10:35
<b>M</b> – Clayton, 33 pass from Marino (von Schamann kick)	2/33	3-12:35
<b>M</b> – FG von Schamann 37	8/69	4- 3:32

**ATT.** – 73,469

	<b>Seattle</b>	<b>Miami</b>
First Downs Total-Rush.-Pass.-Pen.	8-2-6-0	22-8-12-2
Total Yards-Plays-Average	267-55-4.9	405-70-5.8
Rushes-Yards-Average	18-51-2.8	36-143-4.0
Net Yards Passing-Times Thrown-Yards Lost	216-2-18	262-0-0
Passes Attempted-completed-Intercepted	35-20-0	34-21-2
Punts/Number-Average	7-37.0	3-37.0
Penalties/Number-Yards	4-20	1-5
Fumbles/Number-Lost	1-1	0-0

#### INDIVIDUAL STATISTICS

**RUSHING** – Miami: Nathan 18-76, 1 TD; Bennett 11-41; P. Johnson 6-22; Carter 1-4.

Seattle: Doornink 10-35; Hughes 7-14; Krieg 1-2.

**PASSING** – Miami: Marino 34-21-2, 262 yards, 3 TDs.

Seattle: Krieg 35-20-0, 234 yards, 1 TD.

**RECEIVING** – Miami: Clayton 5-75, 1 TD; Nathan 4-20; Hardy 3-48, 1 TD; Duper 3-32; Cefalo 2-43, 1 TD; Moore 2-11; Bennett 1-20; Rose 1-13.

Seattle: Largent 6-128, 1 TD; Doornink 6-23; Turner 3-38; Skansi 2-31; Hughes 1-8; C. Young 1-5; Krieg 1-1.

**INTERCEPTIONS** – Miami: None.

Seattle: Harris 2-45.

**SACKS** – Miami: Betters 1; Brudzinski 1.

Seattle: None.

**MISSED FIELD GOALS** – Miami: von Schamann 43(WR), 37(WL).

Seattle: N. Johnson 41(WL).

## **1984 AFC CHAMPIONSHIP**

**DOLPHINS 45, STEELERS 28**

**January 6, 1985**

**Orange Bowl**

**Miami, FL**

The Miami Dolphins, led by Dan Marino's 421 yards passing (four touchdowns) and Mark Duper's 148 yards receiving, advanced to Super Bowl XIX by defeating the Pittsburgh Steelers 45-28 in the AFC Championship Game before 76,029 fans in the Orange Bowl. The Dolphins scored on their first offensive series as they moved 67 yards in four plays following a William Judson interception, with the TD coming on a 40-yard pass from Marino to Mark Clayton. Pittsburgh's first score came on Rich Erenberg's seven-yard run that had been set up by Walter Abercrombie's 38 yards gained in the 66-yard march. A 26-yard Uwe von Schamann field goal preceded a 65-yard toss from the Steelers' Mark Malone to John Stallworth that gave Pittsburgh a 14-10 lead. The Dolphins then scored two TDs in the final 2:52 of the first half, the first score coming on a 41-yard reception by Duper. After Lyle Blackwood's interception, Marino hit TE Joe Rose for a 28-yard gain before Tony Nathan gave the Dolphins a 24-14 lead on a two-yard run. Miami then scored on its first three second-half possessions, leading off with Marino's 36-yard scoring strike to Duper. The Steelers closed the gap to 31-21 on Malone's 19-yarder to Stallworth (33-yarder to Louis Lipps in drive). Completions to Duper (41 yards), Nathan (20 yards) and Nat Moore (28 yards) then led to a one-yard TD dive by Woody Bennett. Moore then caught a six-yard touchdown pass before Wayne Capers closed out the scoring with a 29-yard TD reception.

<b>PITTSBURGH</b>	<b>7</b>	<b>7</b>	<b>7</b>	<b>7</b>	<b>–</b>	<b>28</b>
<b>MIAMI</b>	<b>7</b>	<b>17</b>	<b>14</b>	<b>7</b>	<b>–</b>	<b>45</b>

<b>M</b> – Clayton 40 pass from Marino (von Schamann kick)	4/67	1- 7:15
<b>P</b> – Erenberg, 7 run (Anderson kick)	7/66	1-11:30
<b>M</b> – FG von Schamann 26	8/55	2- 5:56
<b>P</b> – Stallworth, 65 pass from Malone (Anderson kick)	3/71	2-12:08
<b>M</b> – Duper, 41 pass from Marino (von Schamann kick)	5/77	2-13:30
<b>M</b> – Nathan, 2 run (von Schamann kick)	5/35	2-14:24
<b>M</b> – Duper, 36 pass from Marino (von Schamann kick)	4/78	3- 1:48
<b>P</b> – Stallworth, 19 pass from Malone (Anderson kick)	9/72	3- 7:05
<b>M</b> – Bennett, 1 run (von Schamann kick)	10/80	3-13:20
<b>M</b> – Moore, 6 pass from Marino (von Schamann kick)	9/66	4- 3:55
<b>P</b> – Capers, 29 pass from Malone (Anderson kick)	5/84	4-14:35

**ATT.** – 76,029

	<b>Pittsburgh</b>	<b>Miami</b>
First Downs/Total-Rush.-Pass.-Pen.	22-8-14-0	28-10-18-0
Total Yards-Plays-Average	455-68-6.7	569-71-8.0
Rushes-Yards-Average	32-143-4.5	38-134-3.5
Net Yards Passing-Times Thrown-Yards Lost	312-0-0	435-0-0
Passes Attempted-Completed-Intercepted	36-20-3	33-22-1
Punts/Number-Average	3-43.7	2-42.5
Penalties/Number-Yards	3-30	3-25
Fumbles/Number-Lost	2-1	1-1

### **INDIVIDUAL STATISTICS**

**RUSHING** – Miami: Nathan 19-64, 1 TD; P. Johnson 10-39; Bennett 8-33, 1 TD; Strock 1-(-2).

Pittsburgh: Abercrombie 15-68; Pollard 11-48; Erenberg 6-27, 1 TD.

**PASSING** – Miami: Marino 32-21-1, 421 yards, 4 TDs; Nathan 1-1-0, 14 yards, 0 TDs.

Pittsburgh: Malone 36-20-3, 312 yards, 3 TDs.

**RECEIVING** – Miami: Nathan 8-114; Duper 5-148, 2 TDs; Clayton 4-95, 1 TD; Moore 2-34, 1 TD; Hardy 2-16; Rose 1-28.

Pittsburgh: Erenberg 5-59; Stallworth 4-111, 2 TDs; Lipps 3-45; Sweeney 3-42; Pollard 3-13; Capers 1-29, 1 TD; Abercrombie 1-13.

**INTERCEPTIONS** – Miami: Judson 1-34; G. Blackwood 1-4; L. Blackwood 1-4.

Pittsburgh: Shell 1-18.

**SACKS** – Miami: None.

Pittsburgh: None.

**MISSED FIELD GOALS** – Miami: von Schamann 52(S).

Pittsburgh: Anderson 53(WR).

## SUPER BOWL XIX

**49ERS 38, DOLPHINS 16**  
**January 20, 1985**

**Stanford Stadium**  
**Palo Alto, CA**

The Miami Dolphins, unable to score in the game's final two quarters, dropped a 38-16 decision to the San Francisco 49ers in Super Bowl XIX before 84,059 fans in Stanford Stadium. The Dolphins were outgained in the contest by a 537-314 margin with the 49ers maintaining possession for 37:11. Miami opened the scoring on its first possession as Uwe von Schamann converted a 37-yard field goal (key play – Dan Marino's 25-yard completion to Tony Nathan). San Francisco jumped ahead 7-3 when QB Joe Montana led the Niners on an eight-play, 78-yard drive that culminated in a 33-yard TD toss to Carl Monroe. The Dolphins scored their only touchdown of the game on their next series as two Marino completions to Mark Clayton (18, 13 yards) and a 21-yarder to Dan Johnson paved the way for Johnson's two-yard scoring catch. Touchdown runs of eight and two yards by Roger Craig and Montana's six-yard scamper gave San Francisco a 28-10 lead. Von Schamann then connected on field goals of 31 and 30 yards in the final 12 seconds of the first half to close the Dolphin deficit to 28-16. The 49ers upped their lead on their initial second-half possession on Ray Wersching's 27-yard field goal, before closing out the scoring on Craig's 16-yard scoring reception (key play – 40-yard Montana to Wendell Tyler pass play).

<b>MIAMI</b>	<b>10</b>	<b>6</b>	<b>0</b>	<b>0</b>	<b>–</b>	<b>16</b>
<b>SAN FRANCISCO</b>	<b>7</b>	<b>21</b>	<b>10</b>	<b>0</b>	<b>–</b>	<b>38</b>

<b>M</b> – FG von Schamann 37	7/45	1- 7:36
<b>SF</b> – Monroe, 33 pass from Montana (Wersching kick)	8/78	1-11:48
<b>M</b> – Johnson, 2 pass from Marino (von Schamann kick)	6/70	1-14:15
<b>SF</b> – Craig, 8 pass from Montana (Wersching kick)	4/47	2- 3:26
<b>SF</b> – Montana, 6 run (Wersching kick)	6/55	2- 8:02
<b>SF</b> – Craig, 2 run (Wersching kick)	9/52	2-12:55
<b>M</b> – FG von Schamann 31	12/72	2-14:48
<b>M</b> – FG von Schamann 30	1/0	2-15:00
<b>SF</b> – FG Wersching 27	10/43	3- 4:48
<b>SF</b> – Craig, 16 pass from Montana (Wersching kick)	5/70	3- 8:42

**ATT. – 84,059**

	<b>Miami</b>	<b>San Francisco</b>
First Downs Total-Rush.-Pass.-Pen.	19-2-17-0	31-16-15-0
Total Yards-Plays-Average	314-63-5.0	537-76-7.1
Rushes-Yards-Average	9-25-2.8	40-211-5.3
Net Yards Passing-Times Thrown-Yards Lost	289-4-29	326-1-5
Passes Attempted-Completed-Intercepted	50-29-2	35-24-0
Punts/Number-Average	6-39.3	3-32.7
Penalties/Number-Yards	1-10	2-10
Fumbles/Number-Lost	1-0	2-2

### **INDIVIDUAL STATISTICS**

**RUSHING** – Miami: Nathan 5-18; Bennett 3-7; Marino 1-0.

San Francisco: Tyler 13-65; Montana 5-59, 1 TD; Craig 15-58, 1 TD; Harmon 5-20; Solomon 1-5; Cooper 1-4.

**PASSING** – Miami: Marino 50-29-2, 318 yards, 1 TD.

San Francisco: Montana 35-24-0, 331 yards, 3 TDs.

**RECEIVING** – Miami: Nathan 10-83; Clayton 6-92; Rose 6-73; Johnson 3-28, 1 TD; Moore 2-17; Cefalo 1-14; Duper 1-11.

San Francisco: Craig 8-82, 2 TDs; Clark 5-72; Francis 5-60; Tyler 4-70; Monroe 1-33, 1 TD; Solomon 1-14.

**INTERCEPTIONS** – Miami: None.

San Francisco: Wright 1-0; Williamson 1-0.

**SACKS** – Miami: Betters 1.

San Francisco: Board 2; Johnson 1; Tuiaosopo 1.

**MISSED FIELD GOALS** – Miami: None.

San Francisco: None.

## 1985 AFC PLAYOFF

**DOLPHINS 24, BROWNS 21**  
**January 4, 1986**

**Orange Bowl**  
**Miami, FL**

Most people had not given them much of a chance to win, but the 8-8 Cleveland Browns nearly upset the 12-4 Dolphins in the Orange Bowl. It would take two Ron Davenport touchdowns in the final 17 minutes to send Miami to a 24-21 victory and the AFC Championship Game against New England the following week. Fuad Revez put the Dolphins on the board early with a 51-yard field goal on Miami's first drive of the game. But Cleveland came back to score 21 unanswered points, and held a 21-3 advantage midway through the third quarter. Cleveland rookie quarterback Bernie

Kosar, who had played two college seasons in the Orange Bowl for the University of Miami, hit Ozzie Newsome with a 16-yard touchdown pass for the Browns first points of the day. Earnest Byner (16-161) ran in from 21 yards out just before the half, and then he broke a 66-yard touchdown jaunt 3:38 into the second half. Just like that, the improbable began to look possible. Dan Marino connected with Nat Moore for a six-yard touchdown pass just over six minutes later and Miami had closed the margin to 21-10. Then it was time for Davenport (6-48) to show his stuff. First, he hit the hole for a 31-yard touchdown run late in the third period and then he closed the scoring and put Miami up for good, going over from one yard out with just 1:57 remaining in the game.

<b>CLEVELAND</b>	<b>7</b>	<b>7</b>	<b>7</b>	<b>0</b>	<b>-</b>	<b>21</b>
<b>MIAMI</b>	<b>3</b>	<b>0</b>	<b>14</b>	<b>7</b>	<b>-</b>	<b>24</b>

<b>M</b> - FG Reveiz 51	5/25	1- 4:26
<b>C</b> - Newsome, 16 pass from Kosar (Bahr kick)	10/82	1-13:36
<b>C</b> - Byner, 21 run (Bahr kick)	8/55	2-14:02
<b>C</b> - Byner, 66 run (Bahr kick)	4/80	3- 3:38
<b>M</b> - N. Moore, 6 pass from Marino (Reveiz kick)	13/74	3- 9:47
<b>M</b> - Davenport, 31 run (Reveiz kick)	5/48	3-13:19
<b>M</b> - Davenport, 1 run (Reveiz kick)	9/73	4-13:03

**ATT. - 75,128**

	<b>Cleveland</b>	<b>Miami</b>
First Downs Total-Rush.-Pass.-Pen.	17-11-5-1	20-6-13-1
Total Yards-Plays-Average	313-57-5.5	330-64-5.2
Rushes-Yards-Average	37-251-6.8	19-92-4.8
Net Yards Passing-Times Thrown-Yards Lost	62-1-4	238-0-0
Passes Attempted-Completed-Intercepted	19-10-1	45-25-1
Punts/Number-Average	6-37.2	5-41.6
Penalties/Number-Yards	6-49	2-20
Fumbles/Number-Lost	1-0	1-0

#### **INDIVIDUAL STATISTICS**

**RUSHING** - Miami: Davenport 6-48, 2 TDs; Nathan 7-21; Bennett 4-17; Carter 2-6.

Cleveland: Byner 16-161, 2 TDs; Mack 13-56; Dickey 6-28; Kosar 2-6.

**PASSING** - Miami: Marino 45-25-1, 238 yards, 1 TD.

Cleveland: Kosar 19-10-1, 66 yards, 1 TD.

**RECEIVING** - Miami: Nathan 10-101; Hardy 5-51; N. Moore 4-29, 1 TD; Johnson 2-17; Rose 1-17; Clayton 1-15; Bennett 1-6; Carter 1-2.

Cleveland: Byner 4-25; Newsome 2-22, 1 TD; Holt 2-2; Cl. Weathers 1-12; Fontenot 1-5.

**INTERCEPTIONS** - Miami: Lankford 1-2.

Cleveland: Rogers 1-45.

**SACKS** - Miami: Moore 1.

Cleveland: None.

**MISSED FIELD GOALS** - Miami: Reveiz 47(S).

Cleveland: None.

### **1985 AFC CHAMPIONSHIP**

**PATRIOTS 31, DOLPHINS 14**

**January 12, 1986**

**Orange Bowl**

**Miami, FL**

The New England Patriots garnered a bid to their first Super Bowl by snapping an 18-game losing streak to the Dolphins in Miami with a 31-14 triumph at the Orange Bowl. The Patriots' only previous victory in Miami came in the first meeting between the two teams in 1966. New England backs Craig James (22-105) and Robert Weathers (16-87) combined for 192 yards rushing and quarterback Tony Eason was on target with a 10-12 performance for 71 yards as the Pats set up a Super Bowl date with the Chicago Bears. After New England got on the board first with a Tony Franklin 23-yard field goal, the Dolphins stormed back for their only lead of the afternoon when Dan Marino passed 10 yards to Dan Johnson early in the second quarter. Eason brought New England right back with three touchdown tosses, and the Pats led 24-7 after three quarters. Miami's last score of the day came early in the fourth quarter when Tony Nathan grabbed a 10-yard TD pass from Marino. New England fullback Mosi Tatupu ended the game's scoring with a one-yard TD jaunt midway through the fourth quarter.

<b>NEW ENGLAND</b>	<b>3</b>	<b>14</b>	<b>7</b>	<b>7</b>	<b>-</b>	<b>31</b>
<b>MIAMI</b>	<b>0</b>	<b>7</b>	<b>0</b>	<b>7</b>	<b>-</b>	<b>14</b>

<b>M</b> - FG Reveiz 51	5/25	1- 4:26
<b>NE</b> - FG Franklin 23	6/14	1- 6:40
<b>M</b> - Johnson, 10 pass from Marino (Reveiz kick)	11/80	2- 0:21
<b>NE</b> - Collins, 4 pass from Eason (Franklin kick)	8/66	2- 4:50
<b>NE</b> - D. Ramsey, 1 pass from Eason (Franklin kick)	7/36	2- 9:35

**Playoff History • 465**



<b>NE</b> – Weathers, 2 pass from Eason (Franklin kick)	6/25	3- 3:02
<b>M</b> – Nathan, 10 pass from Marino (Revez kick)	1/10	4- 0:32
<b>NE</b> – Tatupu, 1 run (Franklin kick)	9/45	4- 7:26

**ATT. – 74,978**

	<b>New England</b>	<b>Miami</b>
First Downs Total-Rush.-Pass.-Pen.	21-15-6-0	18-3-15-0
Total Yards-Plays-Average	326-71-4.6	302-62-4.9
Rushes-Yards-Average	59-255-4.3	13-68-5.2
Net Yards Passing-Times Thrown-Yards Lost	71-0-0	234-1-14
Passes Attempted-Completed-Intercepted	12-10-0	48-20-2
Punts/Number-Average	5-40.2	4-41.3
Penalties/Number-Yards	2-15	4-35
Fumbles/Number-Lost	2-2	5-4

#### **INDIVIDUAL STATISTICS**

**RUSHING** – Miami: Carter 6-56; Davenport 3-6; Nathan 2-4; Bennett 1-2; Marino 1-0.

New England: C. James 22-105; Weathers 16-87; Collins 12-61; Tatupu 6-9, 1 TD; Eason 3-(-7).

**PASSING** – Miami: Marino 48-20-2, 248 yards, 2 TDs.

New England: Eason: 12-10-0, 71 yards, 3 TDs.

**RECEIVING** – Miami: Nathan 5-57, 1 TD; Hardy 3-52; Duper 3-45; Clayton 3-41; Davenport 3-23; Johnson 1-10, 1 TD; N. Moore 1-10; Rose 1-10.

New England: D. Ramsey 3-18, 1 TD; Collins 3-15, 1 TD; Morgan 2-30; Tatupu 1-6; Weathers 1-2, 1 TD.

**INTERCEPTIONS** – Miami: None.

New England: Marion 1-21; Clayborn 1-0.

**SACKS** – Miami: None.

New England: Veris 1.

**MISSED FIELD GOALS** – Miami: Reveiz 31(WR).

New England: Franklin 41(WL).

### **1990 AFC FIRST ROUND PLAYOFF**

**DOLPHINS 17, CHIEFS 16**  
**January 5, 1991**

**Joe Robbie Stadium**  
**Miami, FL**

Dan Marino threw two fourth quarter touchdown passes to lead the Dolphins to a dramatic come-from-behind 17-16 playoff win over the Kansas City Chiefs before a crowd of 67,276 at Joe Robbie Stadium. In the final period, Marino hit on all eight of his pass attempts for 101 yards and two touchdowns. It was the 16th time in his career that Marino has engineered a fourth quarter comeback. Including the third quarter, Marino hit on his last ten pass attempts to lead the Dolphins back from a 13-3 deficit to a 17-16 win. The Chiefs opened the scoring in the first quarter when Charles Washington blocked a Reggie Roby punt and returned the ball to Miami's 37-yard line. However, Miami's defense stiffened and held the Chiefs to a 27-yard field goal by Nick Lowery. Miami kicker Pete Stoyanovich tied the score at 3-3 in the second period by booting an NFL playoff record 58-yard field goal. Stoyanovich's kick broke the previous record of 54 yards by Detroit's Eddie Murray on December 24, 1983, against San Francisco and it was the second-longest kick of Stoyanovich's career. The Chiefs took a 10-3 halftime lead by scoring on a 26-yard touchdown strike from Steve DeBerg to Stephone Paige. The Chiefs extended their lead to 16-3 on a pair of third quarter field goals by Lowery from 25 and 38 yards. In the fourth quarter, the Dolphins closed the score to 16-10 as Marino hit fullback Tony Paige with a one-yard touchdown pass. The key play in the drive was a two-yard run by Sammie Smith on a fourth-and-two from Kansas City's 45-yard line. The Dolphins forced the Chiefs to punt on their next possession and received the ball on their own 15-yard line with 10:39 left in the game. The Dolphins converted three third downs and drove to the Chiefs' 12-yard line with 3:28 left in the contest before Marino hit Mark Clayton with a 12-yard touchdown pass to give Miami a 17-16 lead. However, the Chiefs had a chance to win the game as they drove from their own 22-yard line to the Dolphin 34 before Lowery's 52-yard field goal attempt was just short.

<b>KANSAS CITY</b>	<b>3</b>	<b>7</b>	<b>6</b>	<b>0</b>	<b>-</b>	<b>16</b>
<b>MIAMI</b>	<b>0</b>	<b>3</b>	<b>0</b>	<b>14</b>	<b>-</b>	<b>17</b>

<b>KC</b> – FG Lowery 27	9/28	1- 9:56
<b>M</b> – FG Stoyanovich 58	9/40	2- 0:05
<b>KC</b> – Paige, 26 pass from DeBerg (Lowery kick)	4/61	2-13:06
<b>KC</b> – FG Lowery 25	11/63	3-10:14
<b>KC</b> – FG Lowery 38	4/8	3-12:10
<b>M</b> – Paige, 1 pass from Marino (Stoyanovich kick)	10/66	4- 2:42
<b>M</b> – Clayton, 12 pass from Marino (Stoyanovich kick)	11/85	4-11:32

**ATT. – 67,276**

	Kansas City	Miami
First Downs/Total-Rush.-Pass.-Pen.	16-4-11-1	23-7-14-2
Total Yards-Plays-Average	367-55-6.7	311-64-4.8
Rushes-Yards-Average	24-103-4.3	32-98-3.1
Net Yards Passing-Times Thrown-Yards Lost	264-1-5	213-2-8
Passes Attempted-Completed-Intercepted	30-17-1	30-19-0
Punts/Number-Average	4-35.0	3-39.7
Penalties/Number-Yards	4-35	2-22
Fumbles/Number-Lost	0-0	2-2

#### INDIVIDUAL STATISTICS

**RUSHING** – Miami: Smith 20-82; Logan 7-17; Paige 1-2; Marino 4-(-3).

Kansas City: Okoye 13-83; Word 9-13; McNair 2-7.

**PASSING** – Miami: Marino 30-19-0, 221 yards, 2 TDs.

Kansas City: DeBerg 30-17-1, 269 yards, 1 TD.

**RECEIVING** – Miami: Clayton 5-66, 1 TD; Paige 5-30, 1 TD; Duper 3-36; Edmunds 2-49; Smith 2-22; Jensen 1-11; Martin 1-7.

Kansas City: Paige 8-142, 1 TD; McNair 3-22; Harry 2-59; Roberts 2-26; R. Thomas 1-15; Hayes 1-5.

**INTERCEPTIONS** – Miami: Williams 1-0.

Kansas City: None.

**SACKS** – Miami: Griggs 1.

Kansas City: Smith 1.5; Cooper 0.5.

**MISSED FIELD GOALS** – Miami: Stoyanovich 57(S).

Kansas City: Lowery 52(S).

### 1990 AFC DIVISIONAL PLAYOFF

#### BILLS 44, DOLPHINS 34

January 12, 1991

Rich Stadium  
Orchard Park, NY

The Miami Dolphins saw the 1990 season come to an end with a 44-34 loss to the Buffalo Bills in an AFC Divisional Playoff contest in the snow and ice at Rich Stadium. The game was an offensive shootout as the teams combined for 78 points, 48 first downs, 923 total net yards, 662 passing yards, 261 rushing yards, nine touchdowns and five field goals. Individually, Dan Marino (23 of 49 for 323 yards with three TDs and two INTs) and Jim Kelly (19-29-339-3-1) both passed for over 300 yards. Kelly became the only quarterback to throw for over 300 yards against the Dolphin defense in 1990. Mark Duper (three catches for 113 yards and a score) and Buffalo's Andre Reed (4-122-2) and James Lofton (7-149-1) all went over the 100-yard receiving mark. On the ground, the Bills' Thurman Thomas (32 carries for 117 yards and two TDs) and Miami's Sammie Smith (21-99) led the way. Buffalo dominated the first quarter and jumped out to a 13-3 lead. The Bills scored on their first possession as Kelly hit Reed with a 40-yard touchdown strike and the Dolphins answered the score with a 49-yard field goal to close the score to 7-3. Buffalo added a pair of Scott Norwood field goals – from 24 and 22 yards – to close the first quarter scoring. The Bills struck first in the second quarter on a five-yard run by Thomas to lead 20-3. Miami answered the score on its next possession as Marino and Duper combined for a 64-yard touchdown. The Bills came right back and scored as Kelly threw 13 yards for a score to Lofton to take a 27-10 lead. On their next possession Miami was forced to punt, however the Bills' Al Edwards fumbled the punt and Reggie Roby recovered for Miami on Buffalo's 47-yard line. Miami drove down to the two-yard line where Marino ran in for the score to narrow Buffalo's lead to 27-17 at the half. The Dolphins and Buffalo exchanged third quarter field goals as Stoyanovich hit from 22 yards and Norwood connected from 28 yards. Miami closed the score to 30-27 early in the fourth quarter as Marino threw a two-yard touchdown pass to offensive guard Roy Foster. It was the first reception and touchdown of Foster's career as he became the first offensive or defensive lineman to score an offensive touchdown in a post-season contest since Chicago Bears' defensive tackle William Perry rumbled in from a yard out in Super Bowl XX on January 26, 1986. However, the Bills struck back for 14 quick points to put the game away. First, Thomas scored his second touchdown of the game on a five-yard run. On the ensuing kickoff, Miami returner Marc Logan fumbled the ball and Norwood recovered for Buffalo on the Dolphins' 29-yard line. Two plays later, Kelly and Reed combined for a 26-yard scoring toss and a 44-27 lead. The Dolphins scored the final touchdown of the game with just 1:15 remaining as Marino hit Tony Martin with an eight-yard touchdown pass.

MIAMI	3	14	3	14	–	34
BUFFALO	13	14	3	14	–	44

B – Reed, 40 pass from Kelly (Norwood kick)	5/76	1- 1:54
M – FG Stoyanovich 49	10/40	1- 8:00
B – FG Norwood 24	6/57	1-10:11
B – FG Norwood 22	9/33	1-14:09
B – Thomas, 5 run (Norwood kick)	5/67	2- 2:56
M – Duper, 64 pass from Marino (Stoyanovich kick)	4/80	2- 5:06
B – Lofton, 13 pass from Kelly (Norwood kick)	11/68	2- 9:49

<b>M</b> – Marino, 2 run (Stoyanovich kick)	7/47	2-14:49
<b>M</b> – FG Stoyanovich 22	8/62	3- 4:57
<b>B</b> – FG Norwood 28	9/37	3-13:22
<b>M</b> – Foster, 2 pass from Marino (Stoyanovich kick)	6/43	4- 0:55
<b>B</b> – Thomas, 5 run (Norwood kick)	10/63	4- 4:32
<b>B</b> – Reed, 26 pass from Kelly (Norwood kick)	2/29	4- 5:08
<b>M</b> – Martin, 8 pass from Marino (Stoyanovich kick)	15/91	4-13:45

**ATT.** – 77,087

	<b>Miami</b>	<b>Buffalo</b>
First Downs/Total-Rush.-Pass.-Pen.	24-9-13-2	24-7-16-1
Total Yards-Plays-Average	430-76-5.6	493-66-7.5
Rushes-Yards-Average	27-107-3.9	37-154-4.2
Net Yards Passing-Times Thrown-Yards Lost	323-0-0	339-0-0
Passes Attempted-Completed-Intercepted	49-23-2	29-19-1
Punts/Number-Average	2-40.0	1-47.0
Penalties/Number-Yards	4-32	4-30
Fumbles/Number-Lost	1-1	3-1

#### **INDIVIDUAL STATISTICS**

**RUSHING** – Miami: Smith 21-99; Logan 5-6; Marino 1-2, 1 TD.

Buffalo: Thomas 32-117, 2 TDs; Kelly 5-37.

**PASSING** – Miami: Marino 49-23-2, 323 yards, 3 TDs.

Buffalo: Kelly: 29-19-1, 339 yards, 3 TDs.

**RECEIVING** – Miami: Clayton 4-82; Martin 4-44, 1 TD; Jensen 4-38; Duper 3-113, 1 TD; Edmunds 3-21; Logan 2-6; Smith 1-9; Paige 1-6; Foster 1-2, 1 TD.

Buffalo: Lofton 7-149, 1 TD; Reed 4-122, 2 TDs; Thomas 3-38; McKeller 3-15; Edwards 1-12; Davis 1-3.

**INTERCEPTIONS** – Miami: Williams 1-0.

Buffalo: Odomes 1-9; Kelso 1-0.

**SACKS** – Miami: None.

Buffalo: None.

**MISSED FIELD GOALS** – Miami: None.

Buffalo: None.

## **1992 AFC DIVISIONAL PLAYOFF**

### **DOLPHINS 31, CHARGERS 0**

January 10, 1993

**Joe Robbie Stadium**

**Miami, FL**

Miami cornerback Troy Vincent recorded a pair of interceptions and quarterback Dan Marino threw three touchdown passes to lead the Miami Dolphins to a 31-0 win over the San Diego Chargers in the AFC Divisional Playoffs before a crowd of 71,224 at Joe Robbie Stadium. Miami's 31-point margin of victory was the largest by the team in a playoff game. The previous largest margin of victory in the post-season by the Dolphins was three 21-point wins as Miami had a 21-0 win over the Baltimore Colts on January 2, 1972 in the Orange Bowl, a 34-13 win over the San Diego Chargers on January 16, 1983 in the Orange Bowl and a 31-10 win over the Seattle Seahawks on December 29, 1984 in the Orange Bowl. Overall, the Miami defense totaled four interceptions (also safety Louis Oliver and linebacker Bryan Cox), a forced fumble (by cornerback Stephen Braggs), a fumble recovery (by linebacker Dwight Hollier) and a sack (by defensive end Jeff Hunter). The Dolphins held the Chargers to just ten first downs (three rushing and seven passing), 202 yards of total offense (70 rushing and 132 passing) and three of 15 on third down conversions. The Chargers' 15 possessions ended in seven punts, four interceptions, twice on downs, once on a lost fumble and once at the end of the first half. Following a scoreless first quarter, the Dolphins exploded for 21 points in the second quarter to take a 21-0 lead at the half. Miami's 21 points in the second quarter was the most scored by the Dolphins in any quarter of a playoff game in team history. The previous team high for points in a quarter was 20 points which was scored by Miami in the second quarter against San Diego on January 6, 1983. Miami opened the scoring following a Vincent interception which gave the team possession on San Diego's 48-yard line. Marino led the Dolphins on a nine-play, 48-yard drive which was capped-off as Marino tossed a one-yard scoring pass to fullback Tony Paige. The Dolphins increased their lead to 14-0 later in the period as the team again gained possession of the ball following a Vincent interception and drove 37 yards and scored on a nine-yard connection from Marino to tight end Keith Jackson. Miami scored the final points of the first half as Marino again connected with Jackson and the tight end made a diving 30-yard reception in the end zone for the score. Jackson became just the fourth player in team history to record two touchdown receptions for the Dolphins in a playoff contest. Miami and San Diego played to a scoreless third quarter before the Dolphins scored the game's final ten points in the fourth quarter. Miami increased its lead to 24-0 early in the final stanza as kicker Pete Stoyanovich booted a 22-yard field goal. The Dolphins scored the final points of the game as running back Aaron Craver scored on a 25-yard run to increase the margin to 31-0.

<b>SAN DIEGO</b>	<b>0</b>	<b>0</b>	<b>0</b>	<b>0</b>	<b>-</b>	<b>0</b>
<b>MIAMI</b>	<b>0</b>	<b>21</b>	<b>0</b>	<b>10</b>	<b>-</b>	<b>31</b>

M - Paige, 1 pass from Marino (Stoyanovich kick)	9/48	2- 8:30
M - Jackson, 9 pass from Marino (Stoyanovich kick)	2/37	2-13:14
M - Jackson, 30 pass from Marino (Stoyanovich kick)	4/42	2-14:33
M - FG Stoyanovich 22	12/60	4- :57
M - Craver, 25 run (Stoyanovich kick)	6/53	4- 6:41

ATT. - 71,224

	<b>San Diego</b>	<b>Miami</b>
First Downs/Total-Rush.-Pass.-Pen.	10-3-7-0	18-9-9-0
Total Yards-Plays-Average	202-62-3.3	324-69-4.7
Rushes-Yards-Average	16-70-4.4	40-157-3.9
Net Yards Passing-Times Thrown-Yards Lost	132-1-8	167-0-0
Passes Attempted-Completed-Intercepted	45-18-4	29-17-0
Punts/Number-Average	7-46.3	8-41.0
Penalties/Number-Yards	4-39	0-0
Fumbles/Number-Lost	3-1	3-1

#### INDIVIDUAL STATISTICS

**RUSHING** - Miami: Craver 8-72, 1 TD; Humphrey 23-71; Parmalee 5-18; Clayton 1-0; Mitchell 1-(-1); Saxon 2-(-3).

San Diego: Bieniemy 4-26; Butts 7-25; Humphries 1-10; Harmon 4-9.

**PASSING** - Miami: Marino 29-17-0, 167 yards, 3 TDs.

San Diego: Humphries 44-18-4, 140 yards, 0 TDs; Kidd 1-0-0, 0 yards, 0 TDs.

**RECEIVING** - Miami: Paige 5-14, 1 TD; Jackson 4-53, 2 TDs; Humphrey 4-30; Duper 3-57; Raper 1-13.

San Diego: Harmon 9-73; Walker 3-33; Lewis 2-12; Miller 2-12; Jefferson 1-10; Butts 1-0.

**INTERCEPTIONS** - Miami: Vincent 2-2; Oliver 1-21; Cox 1-7.

San Diego: None.

**SACKS** - Miami: Hunter 1.

San Diego: None.

**MISSED FIELD GOALS** - Miami: None.

San Diego: None.

### 1992 AFC CHAMPIONSHIP

**BILLS 29, DOLPHINS 10**  
January 17, 1993

**Joe Robbie Stadium**  
**Miami, FL**

The Miami Dolphins suffered five turnovers (two interceptions and three fumbles) as the team dropped a 29-10 decision to the Buffalo Bills in the AFC Championship Game before a crowd of 72,703 at Joe Robbie Stadium. Buffalo opened the scoring midway through the opening period as defensive end Bruce Smith sacked Miami quarterback Dan Marino and forced a fumble which was recovered by Bills linebacker Darryl Talley on the Dolphins' 47-yard line. Buffalo scored off the takeaway as Steve Christie converted on a 21-yard field goal. Miami tied the score at 3-3 later in the period as Pete Stoyanovich converted on a 51-yard field goal attempt. The Bills took a 10-3 lead early in the second period as quarterback Jim Kelly threw a 17-yard touchdown pass to running back Thurman Thomas. On Miami's next possession, Marino's pass attempt was batted in the air by Buffalo defensive end Phil Hansen and intercepted by Hansen on the Dolphins' 17-yard line. The Bills increased their lead to 13-3 as Christie kicked on a 33-yard field goal. Buffalo took a 20-3 lead early in the third quarter by capitalizing on another Miami turnover as kick returner Mike Williams fumbled the second half kickoff and Buffalo's Carwell Gardner recovered the ball on the Dolphins' 25-yard line. The Bills scored four plays later as running back Kenneth Davis ran into the end zone for a two-yard touchdown. Buffalo increased its lead to 26-3 as Christie hit on a pair of field goals from 21 and 31 yards. Miami closed the score to 26-10 as Marino connected with wide receiver Mark Duper on a 15-yard touchdown pass. With the TD pass, Marino extended his streak to ten consecutive playoff games with one or more touchdown passes which is tied with the Raiders' Ken Stabler (1973-77) for the NFL's all-time record for consecutive post-season games with a touchdown pass. In addition, Duper's touchdown reception was his fifth post-season touchdown catch and broke the team's playoff record for career touchdown receptions. Duper was tied with wide receiver Paul Warfield (four TDs on 34 career playoff catches) and tight end Bruce Hardy (four TDs on 26 catches). Buffalo closed the scoring later in the period as Christie converted his fifth field goal of the game with a 38-yarder.

<b>BUFFALO</b>	<b>3</b>	<b>10</b>	<b>10</b>	<b>6</b>	<b>-</b>	<b>29</b>
<b>MIAMI</b>	<b>3</b>	<b>0</b>	<b>0</b>	<b>7</b>	<b>-</b>	<b>10</b>

B - FG Christie 21	6/43	1- 9:17
M - FG Stoyanovich 51	7/39	1-13:03
B - Thomas, 17 pass from Kelly (Christie kick)	7/64	2- :40
B - FG Christie 33	4/2	2- 2:59



<b>B</b> - Davis, 2 run (Christie kick)	5/24	3- 1:58
<b>B</b> - FG Christie 21	15/67	3- 11:33
<b>B</b> - FG Christie 31	5/39	4- :04
<b>M</b> - Duper, 15 pass from Marino (Stoyanovich kick)	9/62	4- 7:28
<b>B</b> - FG Christie 38	7/23	4- 12:23

**ATT. - 72,703**

	<b>Buffalo</b>	<b>Miami</b>
First Downs/Total-Rush.-Pass.-Pen.	20-10-8-2	15-1-14-0
Total Yards-Plays-Average	358-73-4.9	276-60-4.6
Rushes-Yards-Average	48-182-3.8	11-33-3.0
Net Yards Passing-Times Thrown-Yards Lost	176-1-1	243-4-25
Passes Attempted-Completed-Intercepted	24-17-2	45-22-2
Punts/Number-Average	2-34.5	4-37.0
Penalties/Number-Yards	3-20	5-40
Fumbles/Number-Lost	1-0	4-3

#### **INDIVIDUAL STATISTICS**

**RUSHING** - Miami: Humphrey 8-22; Craver 2-13; Marino 1-(-2).

Buffalo: Thomas 20-96; Davis 19-61, 1 TD; Lamb 1-16; Reed 2-6; Kelly 3-4; Gardner 3-(-1).

**PASSING** - Miami: Marino 45-22-2, 268 yards, 1 TD.

Buffalo: Kelly 24-17-2, 177 yards, 1 TD.

**RECEIVING** - Miami: Jackson 5-71; Humphrey 5-41; Martin 3-55; Clayton 3-32; Duper 2-36, 1 TD; Banks 2-18; Craver 2-15.

Buffalo: Thomas 5-70, 1 TD; Davis 4-52; Reed 3-25; Lofton 2-19; McKeller 1-11; Metzelaars 1-6; Gardner 1-(-6).

**INTERCEPTIONS** - Miami: Brown 1-32; Oliver 1-0.

Buffalo: Hicks 1-31; Hansen 1-0.

**SACKS** - Miami: Coleman 1.

Buffalo: Smith 1.5; Hansen 1; Bennett 1; Talley 0.5.

**MISSED FIELD GOALS** - Miami: None.

Buffalo: Christie 38(WL).

### **1994 AFC FIRST-ROUND PLAYOFF**

**DOLPHINS 27, CHIEFS 17**  
**December 31, 1994**

**Joe Robbie Stadium**  
**Miami, FL**

Dan Marino threw a pair of touchdown passes to lead the Dolphins to a 27-17 win in a First-Round playoff contest against the Kansas City Chiefs before a crowd of 69,757 at Joe Robbie Stadium. The game was billed as Marino-Montana III and the duel between the two future Hall of Famers lived up to the pregame hype. Marino completed 22 of 29 passes for 257 yards with two touchdowns and no interceptions and Montana countered by hitting on 26 of 37 passes for 314 yards with two scores and an interception. The first half was an offensive shootout which was tied at 17-17 with neither team being forced to punt. Kansas City opened the scoring as Montana tossed a one-yard touchdown pass to tight end Derrick Walker. Miami answered the score on its first possession as Bernie Parmalee scored on a one-yard run. The Chiefs came right back to close the first quarter scoring at 14-7 as Montana threw a short pass to fullback Kimble Anders who turned the play into a 57-yard catch and run for the touchdown. Miami cut the score to 14-10 early in the second quarter as Pete Stoyanovich booted a 40-yard field goal. Kansas City upped their lead to 17-10 later in the quarter as Lin Elliott booted a 21-yard field goal. The Dolphins closed the first half scoring as Marino tossed a one-yard touchdown pass to tight end Ronnie Williams. The scoring pass set an NFL record as it marked Marino's 11th consecutive post-season game with a touchdown toss. He moved past a tie with Montana (San Francisco/Kansas City) and Ken Stabler (Oakland) for the longest all-time streak of playoff games with a touchdown pass in NFL history. The Dolphins dominated the second half and outscored the Chiefs by a 10-0 margin. Miami took their first lead of the ballgame at 24-17 on the first drive of the third quarter as Marino and Irving Fryar connected on a seven-yard touchdown pass. Miami increased its lead to 27-17 on a 40-yard field goal late in the third period. The Dolphins forced a pair of turnovers by the Chiefs in Miami territory to preserve the win. First, cornerback J.B. Brown intercepted a Montana aerial on the goal line to stop a drive and then safety Michael Stewart forced and recovered a fumble by Marcus Allen on the Dolphins' 34-yard line.

<b>KANSAS CITY</b>	<b>14</b>	<b>3</b>	<b>0</b>	<b>0</b>	<b>-</b>	<b>17</b>
<b>MIAMI</b>	<b>7</b>	<b>10</b>	<b>10</b>	<b>0</b>	<b>-</b>	<b>27</b>

<b>KC</b> - Walker, 1 pass from Montana (Elliott kick)	11/80	1- 6:28
<b>M</b> - Parmalee, 1 run (Stoyanovich kick)	10/72	1-12:40
<b>KC</b> - Anders, 57 pass from Montana (Elliott kick)	4/83	1-15:20
<b>M</b> - FG Stoyanovich 40	7/35	2- 2:45
<b>KC</b> - FG Elliott, 21	12/69	2- 8:48

M	- R. Williams, 1 pass from Marino (Stoyanovich kick)	13/80	2-14:38
M	- Fryar, 7 pass from Marino (Stoyanovich kick)	6/64	3- 3:02
M	- FG Stoyanovich 40	10/59	3-13:24

ATT. - 69,757

	Kansas City	Miami
First Downs/Total-Rush.-Pass.-Pen.	24-7-17-0	22-7-13-2
Total Yards-Plays-Average	414-60-6.9	381-61-6.2
Rushes-Yards-Average	23-100-4.3	31-132-4.3
Net Yards Passing-Times Thrown-Yards Lost	314-0-0	249-1-8
Passes Attempted-Completed-Intercepted	37-26-1	29-22-0
Punts/Number-Average	2-40.0	3-43.3
Penalties/Number-Yards	4-15	6-50
Fumbles/Number-Lost	3-1	0-0

#### INDIVIDUAL STATISTICS

**RUSHING** - Miami: Parmalee 18-57, 1 TD; Spikes 9-49; McDuffie 1-19; Marino 2-4; Craver 1-3.

Kansas City: Allen 14-64; Anders 5-17; Hill 2-14; Montana 2-5.

**PASSING** - Miami: Marino 29-22-0, 257 yards, 2 TDs.

Kansas City: Montana 37-26-1, 314 yards, 2 TDs.

**RECEIVING** - Miami: Fryar 6-71, 1 TD; Craver 4-35; Parmalee 2-34; K. Jackson 2-29; M. Williams 2-28; McDuffie 2-25; Saxon 2-24; Miller 1-10; R. Williams 1-1, 1 TD.

Kansas City: K. Anders 6-103, 1 TD; Allen 5-49; Birden 4-56; Cash 3-38; Walker 3-27, 1 TD; Dawson 3-21; Hill 1-11; Davis 1-9.

**INTERCEPTIONS** - Miami: Brown 1-24.

Kansas City: None.

**SACKS** - Miami: None.

Kansas City: Thomas 1.

**MISSED FIELD GOALS** - Miami: None.

Kansas City: None.

### 1994 AFC DIVISIONAL PLAYOFF

**CHARGERS 22, DOLPHINS 21**  
January 8, 1995

**Jack Murphy Stadium**  
**San Diego, CA**

Natrone Means rushed for 139 yards and a touchdown to lead the Chargers to a 22-21 win over the Miami Dolphins in an AFC Divisional Playoff contest before a crowd of 63,381 at Jack Murphy Stadium. San Diego had the first scoring threat of the game as they drove down to Miami's 26-yard line, but Miami's Marco Coleman forced a fumble by Means to stop the drive. Following the takeaway, the Dolphins opened the scoring as Dan Marino capped a nine-play, 79-yard drive with an eight-yard scoring pass to tight end Keith Jackson. The Chargers closed the score to 7-3 on their next possession as John Carney booted a 20-yard field goal. Prior to the field goal attempt, San Diego had a first-and-goal from the Dolphins' six-yard line but the Miami defense stiffened and held the Chargers out of the end zone. The Dolphins increased their lead to 14-3 on their next possession as Marino and Jackson connected again in the end zone for a nine-yard touchdown pass. Jackson's two touchdown receptions in the contest tied Miami's all-time single-game playoff record, which was accomplished five previous times. San Diego answered the touchdown with another field goal as Carney connected on a 21-yard effort. Once again, San Diego had a first-and-goal on Miami's six-yard line and the Dolphin defense limited the Chargers to a field goal. Miami closed the first half scoring as Marino threw a 16-yard touchdown pass to Mike Williams with just 27 seconds left in the first half to take a 21-6 lead. San Diego opened the third quarter with a long drive which was halted when Means was held for no gain on a fourth-and-one play from Miami's one-yard line and the Dolphins took possession of the ball. However, on Miami's first play following the goal line stand, Dolphins running back Bernie Parmalee was tackled in the end zone for a safety to bring the score to 21-8. Following a free kick by Miami's John Kidd, the Chargers got the ball on their own 46-yard line and drove for a 24-yard touchdown run by Means to cut the score to 21-15. Miami had the ball for just one play — the safety by Parmalee — in the entire third quarter. San Diego took a 22-21 lead with just 35 seconds left in regulation as Stan Humphries threw an eight-yard touchdown pass to wide receiver Mark Seay. The Dolphins had one final chance to win the game as Marino drove the team down to the Chargers' 30-yard line but Pete Stoyanovich's 48-yard field goal attempt with just eight seconds remaining was wide right.

<b>MIAMI</b>	<b>7</b>	<b>14</b>	<b>0</b>	<b>0</b>	<b>-</b>	<b>21</b>
<b>SAN DIEGO</b>	<b>0</b>	<b>6</b>	<b>9</b>	<b>7</b>	<b>-</b>	<b>22</b>

M	- K. Jackson, 8 pass from Marino (Stoyanovich kick)	9/79	1-12:36
SD	- FG Carney 20	15/72	2- 4:24
M	- K. Jackson, 9 pass from Marino (Stoyanovich kick)	6/52	2- 7:39
SD	- FG Carney 21	9/70	2-12:13
M	- M. Williams, 16 pass from Marino (Stoyanovich kick)	9/70	2-14:33

**Playoff History • 471**

<b>SD</b> – SAFETY – Parmalee tackled in end zone by Davis		3- 8:06
<b>SD</b> – Means, 24 run (Carney kick)	8/54	3-12:18
<b>SD</b> – Seay, 8 pass from Humphries (Carney kick)	10/61	4-14:25

**ATT. – 63,381**

	<b>Miami</b>	<b>San Diego</b>
First Downs/Total-Rush.-Pass.-Pen.	17-2-12-3	28-12-15-1
Total Yards-Plays-Average	282-47-6.0	466-85-5.5
Rushes-Yards-Average	8-26-3.3	40-202-5.1
Net Yards Passing-Times Thrown-Yards Lost	256-1-6	264-2-12
Passes Attempted-Completed-Intercepted	38-24-0	43-28-2
Punts/Number-Average	5-45.2	2-43.5
Penalties/Number-Yards	7-47	5-67
Fumbles/Number-Lost	1-0	2-1

#### **INDIVIDUAL STATISTICS**

**RUSHING** – Miami: Parmalee 7-16; Craver 1-10.

San Diego: Means 24-139 1 TD; Bieniemy 4-33; Culver 6-14; Harmon 3-12; Jefferson 1-3; Humphries 2-1.

**PASSING** – Miami: Marino 38-24-0, 262 yards, 3 TDs.

San Diego: Humphries 43-28-2, 276 yards, 1TD.

**RECEIVING** – Miami: K. Jackson 8-109, 2 TDs; Fryar 5-70; McDuffie 5-46; Craver 2-8; Parmalee 2-8;

M. Williams 1-16, 1 TD; Saxon 1-5.

San Diego: Harmon 7-57; Seay 6-61, 1 TD; Martin 5-62; Jefferson 3-44; Means 3-16; Culver 2-23; Pupunu 2-13.

**INTERCEPTIONS** – Miami: Smith 1-14; Stewart 1-0.

San Diego: None.

**SACKS** – Miami: Coleman 2.

San Diego: Team 1.

**MISSED FIELD GOALS** – Miami: Stoyanovich 48(WR).

San Diego: None.

### **1995 AFC FIRST-ROUND PLAYOFF**

**BILLS 37, DOLPHINS 22**  
**December 30, 1995**

**Rich Stadium**  
**Orchard Park, NY**

The Buffalo Bills cruised out to a 24-0 halftime lead enroute to a 37-22 victory in an AFC First Round Playoff game in front of 73,103 fans at Rich Stadium. The contest proved to be the last game for Don Shula as head coach of the Dolphins. The Bills, led by running back Thurman Thomas' 158 yards, grounded out an AFC Playoff record 341 rushing yards, breaking the old mark of 318 set by the San Diego Chargers against Boston in 1963. Miami quarterback Dan Marino tied an NFL postseason record, with current teammate Bernie Kosar while he was a member of the Cleveland Browns in 1986, with 64 passing attempts and completed 33 (tied for second-highest in NFL postseason) of them for 422 yards (third-highest in NFL postseason). The two teams set a new NFL postseason record with 1,038 combined total net yards, breaking the old mark of 1,036 by the Dolphins and the San Diego Chargers in an overtime game in 1981. The Bills took an early 7-0 lead when Thomas scored on a one-yard touchdown run. Buffalo kicker Steve Christie put the Bills ahead 10-0 at the midway point of the first quarter with a 48-yard field goal. Buffalo needed just four plays to go 68 yards and took a 17-0 advantage when fullback Darick Holmes ran 21 yards for a touchdown with 9:54 left in the half. On the Dolphins' next possession, they drove to the Buffalo 40-yard line but Marino was hit by Bills defensive end Phil Hansen as he threw and the tipped ball was intercepted by linebacker Marlo Perry. It took Buffalo just 49 seconds to make the score 24-0 as Kelly connected with Steve Tasker on a 37-yard touchdown pass to cap a short three-play, 62-yard drive midway through the second quarter. The Bills added to their lead in the third quarter by driving 55 yards on ten plays and extended their lead to 27-0 when Christie booted a 23-yard field goal late in the third quarter. Miami got on the board when they took their next possession and drove 67 yards on nine plays and made the score 27-7 when Marino hit wide receiver O.J. McDuffie on a five-yard touchdown pass. The Bills increased their lead to 34-7 when they culminated a 61-yard drive with a 44-yard touchdown run by fullback Tim Tindale with 9:31 remaining in the game. The Dolphins cut the lead to 34-14 on their next possession as Marino connected with wide receiver Randal Hill on a 45-yard touchdown to close out a seven-play, 68-yard drive. The Bills answered with an eight-play, 44-yard drive that saw Christie kick a 42-yard field goal to make the score 37-14. Miami then took its next possession and marched 73 yards on eight plays and cut the lead to 37-22 when running back Terry Kirby ran one-yard for the score and a two-point conversion from Marino to McDuffie was good. The Dolphins than attempted an onside kick and safety Michael Stewart recovered at the Buffalo 49-yard line. However, Miami's last threat of the game was stopped when Marino was intercepted by Bills cornerback Ken Irvin at Buffalo's 13-yard line with 1:51 left in the game. McDuffie set a new club postseason record (tied with nine others for sixth-highest all-time in NFL postseason) with 11 receptions for 154 yards (a new Dolphin postseason record, surpassing Mark Duper's 148 yards vs. Pittsburgh in 1985).

<b>MIAMI</b>	<b>0</b>	<b>0</b>	<b>0</b>	<b>22</b>	<b>-</b>	<b>22</b>
<b>BUFFALO</b>	<b>10</b>	<b>14</b>	<b>3</b>	<b>10</b>	<b>-</b>	<b>37</b>

<b>B</b> - Thomas, 1 run (Christie kick)	7/58	1- 5:02
<b>B</b> - FG Christie 48	6/26	1- 7:58
<b>B</b> - Holmes, 21 run (Christie kick)	4/68	2- 5:06
<b>B</b> - Tasker, 37 pass from Kelly (Christie kick)	3/62	2- 7:39
<b>B</b> - FG Christie 23	10/55	3-13:57
<b>M</b> - McDuffie, 5 pass from Marino (Stoyanovich kick)	9/67	4- 1:07
<b>B</b> - Tindale, 44 run (Christie kick)	3/61	4- 5:29
<b>M</b> - R. Hill, 45 pass from Marino (Stoyanovich kick)	7/68	4- 6:59
<b>B</b> - FG Christie 42	8/44	4-10:24
<b>M</b> - Kirby, 1 run (Marino pass to McDuffie)	8/73	4-12:51

**ATT. - 73,103**

	<b>Miami</b>	<b>Buffalo</b>
First Downs/Total-Rush.-Pass.-Pen.	26-5-20-1	27-18-9-0
Total Yards-Plays-Average	502-80-6.3	536-74-7.2
Rushes-Yards-Average	14-70-5.0	52-341-6.6
Net Yards Passing-Times Thrown-Yards Lost	432-0-0	195-0-0
Passes Attempted-Completed-Intercepted	66-34-3	22-12-2
Punts/Number-Average	3-38.3	4-34.5
Penalties/Number-Yards	4-15	5-29
Fumbles/Number-Lost	2-1	1-0

#### **INDIVIDUAL STATISTICS**

**RUSHING** - Miami: Byars 4-22; Kidd 1-18; Parmalee 5-13; McDuffie 1-9; Kirby 2-8, 1 TD; Marino 1-0. Buffalo: Thomas 25-158, 1 TD; Holmes 15-87, 1 TD; Tindale 4-68, 1 TD; Brooks 2-28; Tasker 2-7; Kelly 3-(-3); Copeland 1-(-4).

**PASSING** - Miami: Marino 64-33-3, 422 yards, 2 TDs; Kosar 1-1-0, 10 yards, 0 TDs; McDuffie 1-0-0, 0 yards, 0 TDs.

**RECEIVING** - Miami: McDuffie 11-154, 1 TD; Kirby 8-68; Parmalee 4-51; Byars 4-30; Fryar 3-29; Hill 2-59, 1 TD; Clark 2-41.

Buffalo: Tasker 5-108, 1 TD; Thomas 3-42; Cline 2-32; Brooks 2-13.

**INTERCEPTIONS** - Miami: Atkins 1-26; Vincent 1-0.

Buffalo: Perry 1-3; Johnson 1-2; Irvin 1-0.

**SACKS** - Miami: None.

Buffalo: None.

**MISSED FIELD GOALS** - Miami: Stoyanovich 53(S).

Buffalo: None.

## **1997 AFC FIRST-ROUND PLAYOFF**

**PATRIOTS 17, DOLPHINS 3**  
**December 28, 1997**

**Foxboro Stadium**  
**Foxboro, MA**

The New England Patriots recorded their third win of the 1997 season over the Dolphins, and their fourth straight over Miami dating back to 1996, by holding Miami to just a field goal in their 17-3 triumph in a first-round playoff game at Foxboro Stadium. The loss was the Dolphins' third straight in the postseason. New England held Miami to 162 yards of total offense, the lowest total in the 32-game postseason history for the Dolphins, below a 176-yard performance against Washington in Super Bowl XVII. In addition, the three points scored by the Dolphins equalled the fewest points scored by the team in a playoff game with a 24-3 loss to the Dallas Cowboys in Super Bowl VI. Overall, New England forced three Miami turnovers, while the Patriots did not commit any miscues and 14 of New England's 17 points resulted from a Dolphins turnover. The Patriots sacked Dolphins quarterback Dan Marino four times on the day and Marino was held without a touchdown for the first time in 14 career playoff games. Marino's 13 straight playoff games with a touchdown is an NFL record. The Dolphins got to the Patriots' 39 late in the first quarter, but were stopped on third and fourth-and-one. The Patriots had an opportunity to take a 3-0 lead early in the second quarter, but Adam Vinatieri missed wide left on a 48-yard field goal attempt. Three plays later, Chris Slade intercepted a Dan Marino pass and returned it 22 yards to the Dolphins' 29. That led to a 24-yard touchdown pass from Drew Bledsoe to Troy Brown three plays afterward, on third-and-five, 4:33 into the second quarter. New England took over at its own 40 with 2:16 left in the first half and drove to the Dolphins' 30 before Vinatieri missed wide right on a 47-yard field goal try with 30 seconds on the clock. On the second play of the second half, Todd Collins picked off a Marino pass and brought it back 40 yards for a touchdown. The Patriots extended their lead to 17 points with 1:58 left in the third quarter when Vinatieri capped a 15-play, 67-yard drive with a 22-yard field goal. The Dolphins got their only points of the game nine seconds into the fourth quarter, on an Olindo Mare 38-yard field goal. Miami had gained possession at the Patriots' 43 after a Corey Harris 40-yard kickoff return and a ten-yard tripping penalty on the Patriots. Corey Harris



recovered the ensuing onside kick, and the Dolphins took over at their own 44. On the next play, however, Chris Canty stripped the ball from Marino and Chris Slade recovered at the Dolphins' 41. Miami got into New England territory on each of its last two possessions - getting as far as the 45 and 43 - but were stopped on fourth down on each occasion.

<b>MIAMI</b>	<b>0</b>	<b>0</b>	<b>0</b>	<b>3</b>	<b>-</b>	<b>3</b>
<b>NEW ENGLAND</b>	<b>0</b>	<b>7</b>	<b>10</b>	<b>0</b>	<b>-</b>	<b>17</b>

<b>NE</b> - Brown, 24 pass from Bledsoe (Vinatieri kick)	3/29	2- 4:33
<b>NE</b> - Collins, 40 interception return (Vinatieri kick)		3- :55
<b>NE</b> - FG Vinatieri 22	15/67	3-13:02
<b>M</b> - FG Mare 38	8/23	4- :09

**ATT. - 73,103**

	<b>Miami</b>	<b>New England</b>
First Downs/Total-Rush.-Pass.-Pen.	10-2-6-2	15-7-7-1
Total Yards-Plays-Average	162-64-2.5	228-66-3.5
Rushes-Yards-Average	17-42-2.5	31-108-3.5
Net Yards Passing-Times Thrown-Yards Lost	120-4-21	120-3-19
Passes Attempted-Completed-Intercepted	43-17-2	32-16-0
Punts/Number-Average	7/37.4	7/36.7
Penalties/Number-Yards	5-21	5-31
Fumbles/Number-Lost	2-1	2-0

#### **INDIVIDUAL STATISTICS**

**RUSHING** - Miami: Parmalee 9-22; Abdul-Jabbar 5-16; McPhail 1-4; Marino 1-2; Pritchett 1-(-2).

New England: Cullors 22-86; Grier 6-16; Bledsoe 2-4; Meggett 1-2.

**PASSING** - Miami: Marino 43-17-2, 141 yards, 0 TDs.

New England: Bledsoe 32-16-0, 139 yards, 1 TD.

**RECEIVING** - Miami: McPhail 5-28; L. Thomas 3-62; Parmalee 3-13; McDuffie 3-6; Perriman 1-13; Jordan 1-11; Drayton 1-8.

New England: Glenn 4-57; Coates 4-25; Brown 2-32, 1 TD; Meggett 2-11; Jefferson 1-7; Purnell 1-4; Gash 1-3; Cullors 1-0.

**INTERCEPTIONS** - Miami: None.

New England: Collins 1-40, 1 TD; Slade 1-22.

**SACKS** - Miami: Armstrong 1; Brigrance 1; Gardener 1.

New England: Canty 1; Johnson 1; McGinest 1; Slade 1.

**MISSED FIELD GOALS** - Miami: None.

New England: Vinatieri 48(WL); 47(WR).

## **1998 AFC FIRST-ROUND PLAYOFF**

**DOLPHINS 24, BILLS 17**  
**January 2, 1999**

**Pro Player Stadium**  
**Miami, FL**

The Dolphins recorded their first playoff win since the 1994 season, snapping a three-game losing streak in the postseason with a 24-17 win in an AFC First-Round Playoff game over the Buffalo Bills at Pro Player Stadium. Doug Flutie connected with Eric Moulds for a 65-yard completion on the game's first play from scrimmage, but Terrell Buckley stripped the ball and Brock Marion returned the fumble 17 yards to the Dolphins' 29-yard line. That led to a 16-play, 57-yard drive which used 8:23 of the clock and ended with an Olindo Mare 31-yard field goal. Miami made it a 6-0 game on Mare's second field goal of the afternoon, from 40 yards out, 4:24 into the second quarter. The score capped an 11-play, 66-yard drive that consumed 6:22 of the clock. Mare attempted an onside kick on the ensuing kickoff that was recovered by the Bills' Dan Brandenburg. Three plays later, Buffalo took its first lead of the game when Thurman Thomas ran it in from one-yard out, two plays after Flutie and Moulds combined for a 37-yard completion to the Dolphins' five-yard line. Buffalo got to the Dolphins' six-yard line with 24 seconds remaining in the first half, but Marion picked off a Flutie pass and returned it 19 yards. A personal foul penalty on the Bills put the Dolphins at their own 35. Dan Marino then completed a 52-yard pass to Oronde Gadsden who then lateraled the ball to O.J. McDuffie, putting the Dolphins at the Bills' nine-yard line. Mare, however, hit the right upright on a 26-yard field goal attempt as time expired in the half. The Dolphins regained the lead at 13-7 on Karim Abdul-Jabbar's three-yard touchdown run with 2:32 left in the third quarter. Abdul-Jabbar rushed for 21 yards on the 52-yard drive, which was accomplished in 12 plays and saw the Dolphins connect on three third down conversions. Stanley Pritchett punched it in for the two-point conversion. Buffalo answered less than two minutes later with a 32-yard touchdown pass from Flutie to Moulds which tied the game at 14 with 48 seconds left in the third quarter. Miami got the ball back and embarked on a 17-play, 77-yard drive that ended with Mare's third field goal of the game, from 23 yards out, 5:15 into the fourth period. Four plays afterward, Jerry Wilson forced the ball loose from Andre Reed after a reception and Terrell Buckley recovered, returning it six yards to midfield. The Dolphins capitalized off that turnover when Marino connected with Lamar Thomas for an 11-yard scoring strike on third-and-seven with 3:32 remaining in the game, capping the eight play drive. The Bills took over

at their own 20 and got to the Dolphins' 15-yard line before Steve Christie connected on a 33-yard field goal with 1:33 left in the game. Kurt Schulz recovered the ensuing onside kick for Buffalo, giving them possession at their own 31 with 1:30 to play. The first play of the drive was a 30-yard completion from Flutie to Moulds, putting the Bills at the Dolphins' 39-yard line. From there, Buffalo converted three consecutive third downs, giving them a first-and-goal from the Dolphins' five-yard line with 17 seconds remaining. Trace Armstrong then sacked Flutie, forcing the ball loose, which was recovered by Shane Burton to preserve the victory. Moulds finished the game with an NFL playoff record 240 receiving yards.

<b>BUFFALO</b>	<b>0</b>	<b>7</b>	<b>7</b>	<b>3</b>	<b>-</b>	<b>17</b>
<b>MIAMI</b>	<b>3</b>	<b>3</b>	<b>8</b>	<b>10</b>	<b>-</b>	<b>24</b>

<b>M</b> - FG Mare 31	16/57	1 - 8:53
<b>M</b> - FG Mare 40	11/66	2 - 4:24
<b>B</b> - T. Thomas, 1 run (Christie kick)	3/42	2 - 6:06
<b>M</b> - Abdul-Jabbar, 3 run (Pritchett run)	12/52	3 - 12:28
<b>B</b> - Moulds, 32 pass from Flutie (Christie kick)	4/81	3 - 14:12
<b>M</b> - FG Mare 23	11/77	4 - 5:15
<b>M</b> - L. Thomas, 11 pass from Marino (Mare kick)	8/50	4 - 11:18
<b>B</b> - FG Christie 33	7/65	4 - 13:27

**ATT. - 72,698**

	<b>Buffalo</b>	<b>Miami</b>
First Downs/Total-Rush.-Pass.-Pen.	23-7-13-3	25-10-10-5
Total Yards-Plays-Average	416-57-7.3	345-69-5.0
Rushes-Yards-Average	18-77-4.3	34-117-3.4
Net Yards Passing-Times Thrown-Yards Lost	339-3-21	228-1-7
Passes Attempted-Completed-Intercepted	36-21-1	34-23-1
Punts/Number-Average	2/36.5	1/34.0
Penalties/Number-Yards	9-93	6-75
Fumbles/Number-Lost	4-4	0-0

#### **INDIVIDUAL STATISTICS**

**RUSHING** - Miami: Abdul-Jabbar 27-95, 1 TD; Parmalee 2-10; Pritchett 2-7; Avery 1-3; McDuffie 1-3; Marino 1-(-1).

Buffalo: T. Thomas 7-33, 1 TD; Flutie 4-29; A. Smith 7-15.

**PASSING** - Miami: Marino 34-23-1, 235 yards, 1 TD.

Buffalo: Flutie 36-21-1, 360 yards, 1 TD.

**RECEIVING** - Miami: McDuffie 6-53; Gadsden 5-85; L. Thomas 4-36, 1 TD; Drayton 3-20; Perry 2-29; Abdul-Jabbar 2-4; Ruddy 1-8.

Buffalo: Moulds 9-240, 1 TD; Reed 5-60; Williams 2-20; Loud 1-12; A. Smith 1-12; Gash 1-9; Riemersma 1-4; T. Thomas 1-3.

**INTERCEPTIONS** - Miami: Marion 1-19.

Buffalo: Jackson 1-0.

**SACKS** - Miami: Armstrong 1; Gardener 0.5; Jones 0.5; Rodgers 0.5; Tanner 0.5.

Buffalo: Wiley 1.

**MISSED FIELD GOALS** - Miami: Mare 26(WR).

Buffalo: None.

## **1998 AFC DIVISIONAL PLAYOFF**

**BRONCOS 38, DOLPHINS 3**  
**January 9, 1999**

**Mile High Stadium**  
**Denver, CO**

Miami failed to score a touchdown in its second straight road playoff game, as they dropped their seventh consecutive postseason road game overall, with a 38-3 loss to the Broncos at Mile High Stadium. After stopping the Dolphins on the first series of the game, the Broncos took over at their own eight and embarked on a 14-play, 92-yard drive that used 7:56 of the clock and ended with a Terrell Davis one-yard touchdown run with 5:55 left in the opening quarter. Davis ran for 38 yards on seven carries on the drive, and John Elway completed five of six passes for 48 yards. Denver took a two-touchdown advantage before the first quarter was over when Davis scored on a 20-yard run with 1:02 remaining in the opening period. The touchdown came three plays after Elway connected with Ed McCaffrey for a 33-yard completion to the Dolphins' 33-yard line. Miami answered with an 11-play, 76-yard drive that consumed 5:55 of the clock and ended with an Olindo Mare 22-yard field goal, 4:53 into the second quarter. Dan Marino completed six of seven passes for 55 yards on the march. Denver scored a touchdown on their third consecutive series when Derek Loville ran it in from 11 yards out with 4:39 left in the second quarter. The score capped an 11-play, 87-yard drive that used 5:28 of the clock. As a team, the Broncos rushed for 62 yards on the drive, including 47 yards by Davis. Davis broke loose for a 62-yard run to the Dolphins' 18-yard line on the first play of the second half, leading to a Jason Elam 32-yard field goal four plays afterward. Denver opened a 28-point advantage 1:37 into the fourth quarter when Elway combined with Rod Smith for a 28-yard

touchdown strike. The Broncos finished off the scoring when Neil Smith recovered an Oronde Gadsden fumble following a reception and rumbled 79 yards for a touchdown.

<b>MIAMI</b>	<b>0</b>	<b>3</b>	<b>0</b>	<b>0</b>	<b>-</b>	<b>3</b>
<b>DENVER</b>	<b>14</b>	<b>7</b>	<b>3</b>	<b>14</b>	<b>-</b>	<b>38</b>

D - Davis, 1 run (Elam kick)	14/92	1 - 9:05
D - Davis, 20 run (Elam kick)	4/66	1 - 13:58
M - FG Mare 22	11/76	2 - 4:53
D - Loville, 11 run (Elam kick)	11/87	2 - 10:21
D - FG Elam 32	5/66	3 - 3:08
D - R. Smith, 28 pass from Elway (Elam kick)	5/52	4 - 1:37
D - N. Smith, 79 fumble return (Elam kick)		4 - 5:11

ATT. - 75,729

	<b>Miami</b>	<b>Denver</b>
First Downs/Total-Rush.-Pass.-Pen.	14-1-11-2	24-13-10-1
Total Yards-Plays-Average	252-51-4.9	424-62-6.8
Rushes-Yards-Average	13-14-1.1	38-250-6.6
Net Yards Passing-Times Thrown-Yards Lost	238-1-5	174-1-8
Passes Attempted-Completed-Intercepted	37-26-2	23-14-0
Punts/Number-Average	5/45.6	2/48.5
Penalties/Number-Yards	10-57	5-41
Fumbles/Number-Lost	1-1	0-0

#### INDIVIDUAL STATISTICS

**RUSHING** - Miami: Parmalee 7-14; Abdul-Jabbar 3-5; Huard 2-(-2); Pritchett 1-(-3).

Denver: Davis 21-199, 2 TDs; Loville 8-34, 1 TD; Elway 3-19; Brister 6 (-2).

**PASSING** - Miami: Marino 37-26-2, 243 yards, 0 TDs.

Denver: Elway 23-14-0, 182 yards, 1 TD.

**RECEIVING** - Miami: McDuffie 9-118; Parmalee 5-24; Gadsden 4-36; L. Thomas 3-31; Pritchett 3-23; Jacquet 1-6; Abdul-Jabbar 1-5.

Denver: Sharpe 5-38; R. Smith 4-71, 1 TD; McCaffrey 3-52; Griffith 1-14; Davis 1-7.

**INTERCEPTIONS** - Miami: None.

Denver: Johnson 1-48; Romanowski 1-0.

**SACKS** - Miami: Wilson 1.

Denver: Washington 1.

**MISSED FIELD GOALS** - Miami: None.

Denver: None.

## 1999 AFC FIRST-ROUND PLAYOFF

**DOLPHINS 20, SEAHAWKS 17**

**January 9, 2000**

**Kingdome**

**Seattle, WA**

In the last game ever played at the Kingdome, the Dolphins recorded their first road playoff win since 1972 with a 20-17 triumph over the Seattle Seahawks. The Seahawks' second possession of the game started at the Dolphins' 47 after Miami was forced to punt from its own four-yard line. From there, Seattle needed eight plays before Jon Kitna connected with Sean Dawkins for a nine-yard touchdown pass on third-and-three, with 6:18 to play in the first quarter. The score marked the second third-down conversion on the drive for the Seahawks. Kitna and Mike Pritchard hooked up for a pair of completions on the drive, totaling 29 yards. Brock Marion returned the ensuing kickoff 47 yards to midfield. The Dolphins then moved 37 yards in seven plays, leading to an Olindo Mare 32-yard field goal with 2:05 remaining in the opening quarter. The Seahawks re-gained their seven-point advantage with 45 seconds left in the first half on Todd Peterson's 50-yard field goal, which capped an eight-play, 49-yard drive that used 3:45 of the clock. The Dolphins took over at their own 40 on the opening possession of the second half after Peterson's kickoff went out of bounds. Led by Dan Marino, who completed all six of his passes, totaling 56 yards, Miami embarked on a ten-play, 60-yard drive that consumed 6:05 of the clock and ended with a one-yard touchdown pass from Marino to Oronde Gadsden on third-and-goal. The touchdown pass was the 31st for Marino in his playoff career, moving him past Terry Bradshaw into sole possession of second on the NFL's all-time postseason list. The key play on the march was a 27-yard completion from Marino to O.J. McDuffie on third-and-seven from the Seattle 46. Charlie Rogers took the ensuing kickoff and raced 85 yards for a touchdown to give Seattle the lead once again. The Dolphins pulled to within four points on Mare's 50-yard field goal with 2:22 to play in the third quarter, culminating a six-play, 32-yard drive in which Autry Denson rushed for 25 yards. The ensuing inside kick was recovered by Miami's Shawn Wooden, and the Dolphins took over at their own 42. Although they could not take advantage of that opportunity, Tom Hutton's punt that followed pinned Seattle at their own six. Down by four points with 9:09 to play, Miami gained possession at their own 15. On the third play of the series, they faced a third-and-17 from their own 8 when Marino hit Tony Martin for a 23-yard completion. From there, Miami marched the length of the field in just eight more plays, the final one being a two-yard TD run

by J.J. Johnson with 4:48 to play in the game. Two plays prior to the score Marino connected with Gadsden for a 24-yard completion on third-and-10 from the Seahawks 29, giving them a first-and-goal from the 5. Seattle went three and out on their next series, and a Terrell Buckley interception with 23 seconds remaining ended any Seattle comeback hopes. The Dolphins dominated the second half of the game, as they gained 230 yards while holding Seattle to just 32 yards over the final 30 minutes of the game. Overall on the day, the Dolphins outgained Seattle by a 299-171 margin. They rushed for 108 yards while limiting the Seahawks to just 41 yards. The Dolphins held the ball for 34:48. Miami registered a club playoff record six sacks on the afternoon, including three by Trace Armstrong. Johnson finished the game with 86 yards rushing and a touchdown on 27 attempts. McDuffie and Martin each caught five passes.

<b>MIAMI</b>	<b>3</b>	<b>0</b>	<b>10</b>	<b>7</b>	<b>-</b>	<b>20</b>
<b>SEATTLE</b>	<b>7</b>	<b>3</b>	<b>7</b>	<b>0</b>	<b>-</b>	<b>17</b>

<b>S</b> - Dawkins, 9 pass from Kitna (Peterson kick)	8/47	1 - 8:42
<b>M</b> - FG Mare 32	7/37	1 - 12:55
<b>S</b> - FG Peterson 50	8/49	2 - 15:15
<b>M</b> - Gadsden, 1 pass from Marino (Mare kick)	10/60	3 - 6:05
<b>S</b> - Rogers, 85 kickoff return (Peterson kick)		3 - 6:23
<b>M</b> - FG Mare 50	6/32	3 - 12:38
<b>M</b> - Johnson, 2 run (Peterson kick)	11/85	4 - 10:12

**ATT. - 66,170**

	<b>Miami</b>	<b>Seattle</b>
First Downs/Total-Rush.-Pass.-Pen.	18-7-10-1	12-0-10-2
Total Yards-Plays-Average	299-68-4.4	171-56-3.1
Rushes-Yards-Average	37-108-2.9	20-41-2.1
Net Yards Passing-Times Thrown-Yards Lost	191-1-5	130-6-32
Passes Attempted-Completed-Intercepted	30-17-0	30-14-2
Punts/Number-Average	8/41.3	7/47.9
Penalties/Number-Yards	6-67	2-10
Fumbles/Number-Lost	0-0	0-0

#### **INDIVIDUAL STATISTICS**

**RUSHING** - Miami: Johnson 27-86, 1 TD; Denson 7-19, Pritchett 2-4; Marino 1-(-1).  
Seattle: Watters 19-40; Kitna 1-1.

**PASSING** - Miami: Marino 30-17-0, 196 yards, 1 TD.  
Seattle: Kitna 30-14-2, 162 yards, 1 TD.

**RECEIVING** - Miami: McDuffie 5-82; Martin 5-70; Gadsen 2-25, 1 TD; Johnson 2-3; Konrad 1-7; Goodwin 1-6; Perry 1-3.  
Seattle: Dawkins 3-35, 1 TD; Pritchard 3-34; Fauria 3-31; Watters 2-22; Brown 2-18; Galloway 1-22.

**INTERCEPTIONS** - Miami: Marion 1-31; Buckley 1-6.  
Seattle: None.

**SACKS** - Miami: Armstrong 3; Owens 1; Z. Thomas 1; Wilson 1.  
Seattle: Adams 1.

**MISSED FIELD GOALS** - Miami: None.  
Seattle: None.

### **1999 AFC DIVISIONAL PLAYOFF**

**JAGUARS 62, DOLPHINS 7**  
**January 15, 2000**

**ALLTEL Stadium**  
**Jacksonville, FL**

The Dolphins allowed the most point in club history and suffered their worst defeat ever as well. The Jaguars took a 7-0 lead on an eight-yard touchdown pass from Mark Brunell to Jimmy Smith on the first series of the game, 4:28 into the contest. A 41-yard completion from Mark Brunell to Jimmy Smith to the Dolphins' 22 was the key play on the 73-yard drive, in which Jacksonville converted all three of their third down attempts, including the touchdown. On the next play from scrimmage, Aaron Beasley intercepted a Dan Marino pass and Jacksonville took over at the Dolphins' 41. From there, the Jaguars moved 14 yards, setting up a Mike Hollis 45-yard field goal, with 6:19 to play in the opening quarter. The Jaguars scored for the third time in as many possessions when Fred Taylor broke loose for a 90-yard touchdown run with 3:46 remaining in the first quarter. On the following play from scrimmage, Tony Brackens stripped the ball from Marino, Brackens recovered and went 16 yards for the score. On the first play of the second quarter, Jacksonville scored again on a 39-yard touchdown pass from Brunell to Taylor on third-and-14. The Jaguars gained possession at the Dolphins' 21 on their next series after Corey Chamblin blocked a Tom Hutton punt. That led to a James Stewart 25-yard TD run three plays later. Hollis added a 28-yard field goal 1:51 prior to the half. That score came five plays after Carnell Lake recovered a J.J. Johnson fumble at the Dolphins' 30. Miami got its first points of the game three seconds before halftime when Marino and Oronde Gadsden combined for a 20-yard TD pass, on third-and-10. Jay Fiedler connected with Jimmy Smith



for a 70-yard touchdown pass, 2:57 into the third quarter, giving Jacksonville 48 points on the afternoon, marking the most points that Miami has ever given up in the postseason. Fiedler fired his second touchdown pass of the day with 6:19 to play in the third quarter when he hit Alvis Whitted for a 38-yard scoring pass. Jacksonville finished the scoring with a Chris Howard five-yard touchdown run 4:23 into the fourth quarter, one play after Donovan Darius recovered an Autry Denson fumble.

	<b>MIAMI</b>	<b>0</b>	<b>7</b>	<b>0</b>	<b>0</b>	<b>-</b>	<b>7</b>	
	<b>JACKSONVILLE</b>	<b>24</b>	<b>17</b>	<b>14</b>	<b>7</b>	<b>-</b>	<b>62</b>	
J	- Smith, 8 pass from Brunell (Hollis kick)						9/73	1 - 4:28
J	- FG Hollis 45						9/14	1 - 8:41
J	- Taylor, 90 run (Hollis kick)						2/91	1 -11:14
J	- Brackens, 16 fumble return (Hollis kick)							1 -11:39
J	- Taylor, 39 pass from Brunell (Hollis kick)						4/53	2 - :12
J	- Stewart, 25 run (Hollis kick)						3/21	2 - 2:55
J	- FG Hollis 28						5/20	2 -13:09
M	- Gadsden, 20 pass from Marino (Mare kick)						9/80	2 -14:57
J	- Smith, 70 pass from Fiedler (Hollis kick)						3/78	3 - 2:57
J	- Whitted, 38 pass from Fiedler (Hollis kick)						5/69	3 - 8:41
J	- Howard, 5 run (Hollis kick)						1/5	4 - 4:23
<b>ATT. - 66,170</b>								

	<b>Miami</b>	<b>Jacksonville</b>
First Downs/Total-Rush.-Pass.-Pen.	10/0-6-4	21/10-10-1
Third Down Efficiency	2-14/14.3	8-16/50.0
Total Yards-Plays-Average	133-65-2.0	520-68-7.6
Rushes-Yards-Average	19-23-1.2	46-257-5.6
Net Yards Passing-Times Thrown-Yards Lost	110-5-31	263-2-14
Passes Attempted-Completed-Intercepted	41-16-2	20-12-1
Punts/Number-Average	9-39.6	5-39
Penalties/Number-Yards	9-88	7-51
Fumbles/Number-Lost	6-5	1-1

**INDIVIDUAL STATISTICS**

**RUSHING** - Miami: Denson 6-10; Pritchett 2-10; Johnson 8-9; Huard 1-2; Marino 1-0; Hutton 1-(-8). Jacksonville: Taylor 18-135, 1 TD; Stewart 11-62, 1 TD; Howard 15-54, 1 TD; Brunell 1-6; Shelton 1-0.

**PASSING** - Miami: Marino 25-11-2, 95 yards, 1 TD; Huard 16-5-0, 46 yards, 0 TDs. Jacksonville: Brunell 9-5-0, 105 yards, 2 TDs; Fiedler 11-7-1, 172 yards, 2 TDs.

**RECEIVING** - Miami: Gadsden 6-62, 1 TD; Konrad 3-30; McDuffie 2-19; Pritchett 2-17; Johnson 2-11; Drayton 1-2. Jacksonville: Smith 5-136, 2 TDs; McCardell 4-52; Taylor 1-39, 1 TD; Whitted 1-38, 1 TD; Shelton 1-12.

**INTERCEPTIONS** - Miami: Jackson 1-0 yards. Jacksonville: Beasley 2-5 yards.

**SACKS** - Miami: Bowens 1.0; Mixon 1.0. Jacksonville: Walker 2; Brackens 1; Leroy 1; Marts 1.

**MISSED FIELD GOALS** - Miami: None. Jacksonville: Hollis 39(WL).

## 2000 AFC FIRST-ROUND PLAYOFF

<b>DOLPHINS 23, COLTS 17 (OT)</b> <b>December 30, 2000</b>	<b>Pro Player Stadium</b> <b>Miami, FL</b>
---	---

The Miami Dolphins recorded the second-largest comeback win in team playoff history as they rallied from a 14-0 halftime deficit to earn a 23-17 overtime win against the Indianapolis Colts at Pro Player Stadium. The Dolphins faced a fourth-and-six from the Colts' 39 on their first possession of the game, but could not convert. The Colts took over and marched 47 yards in seven plays, en route to a Mike Vanderjagt 32-yard field goal. The Dolphins made it to the Colts' 33 late in the first quarter, but on third-and-14, Chad Cota intercepted a Jay Fiedler pass in the end zone. Vanderjagt lined up to attempt his second field goal in as many series, but the run by holder Hunter Smith on the fake was short of the first down. On the next play from scrimmage, Chad Bratzke intercepted a Fiedler pass and returned it four yards to the Dolphins' four. That led to a seven-play, 17-yard drive that culminated with a Vanderjagt 26-yard field goal. Fiedler suffered his third interception in as many series three plays later when Cota picked off his second pass of the day, giving the Colts the ball at the Dolphins' 18. Two plays later, Peyton Manning connected with Jerome Pathon for a 17-yard score. That was followed by a Manning to Ken Dilger pass for the two-point conversion. The Dolphins had a chance to put their first points on the board with 31 seconds left in the first half, but Olindo Mare missed wide right on a 38-yard field goal attempt. The Dolphins opened the second half with an 11-play, 70-yard drive that ended with a two-yard scoring run by Lamar Smith, 6:51 into the half. Smith rushed for 42 yards on seven attempts on the march. The Dolphins cut the lead to four points 4:37

into the fourth quarter on a 38-yard field goal by Mare, which capped a nine-play, 53-yard drive. The Colts answered with a nine-play, 45-yard march which ended with a Vanderjagt 50-yard field goal. The Dolphins took over at their own 20 with 4:55 to play in the game, and marched the length of the field in 14 plays towards the game-tying score, a nine-yard touchdown pass from Fiedler to Jed Weaver on third-and-goal, with 34 seconds remaining in the game. Fiedler threw for 52 yards on the drive, as he completed six of 10 passes while also rushing three times for 15 yards. The Colts got into field goal position 5:44 into the overtime period, but Vanderjagt missed wide right on a 49-yard field goal attempt. The Dolphins took over at their own 39, and on the third play from scrimmage, they got into Colts territory at the 48 on a six-yard completion from Fiedler to Jeff Ogden on third-and-three. Eight plays later, Smith gave the Dolphins their third straight victory in the First Round of the playoffs on a 17-yard touchdown run with 3:34 left in overtime. Smith's 40 attempts represented a new NFL playoff single-game best. His yardage figure was the second-most ever in an NFL postseason contest.

<b>INDIANAPOLIS</b>	<b>3</b>	<b>11</b>	<b>0</b>	<b>3</b>	<b>0</b>	<b>-</b>	<b>17</b>
<b>MIAMI</b>	<b>0</b>	<b>0</b>	<b>7</b>	<b>10</b>	<b>6</b>	<b>-</b>	<b>23</b>

I - FG Vanderjagt 32	7/47	1 - 7:11
I - FG Vanderjagt 26	7/17	2 - 5:27
I - Pathon, 17 pass from Manning (Manning pass to Dilger)	2/18	2 - 7:13
M - L. Smith, 2 run (Mare kick)	11/70	3 - 6:51
M - FG Mare 38	9/53	4 - 4:37
I - FG Vanderjagt 50	9/45	4 -10:05
M - Weaver, 9 pass from Fiedler (Mare kick)	14/80	4 -14:26
M - L. Smith, 17 run (Mare kick)	11/61	OT - 9:18

**ATT. - 73,193**

	<b>Indianapolis</b>	<b>Miami</b>
First Downs/Total-Rush-Pass Penalty	14/6-8-0	26/16-10-0
Third Down Efficiency	2-11/18.2	8-17/47.1
Total Yards-Plays-Average	293-55-5.3	434-84-5.2
Rushes-Yards-Average	23-99-4.3	48-258-5.4
Net Yards Passing-Sacked-Yards Lost	194-0-0	176-2-9
Passes Attempted-Completed-Intercepted	32-17-0	34-19-3
Punts/Number-Average	4-42.8	3-46
Penalties/Number-Yards	1-10	7-55
Fumbles/Number-Lost	0-0	0-0
Time of Possession	27:46	43:40

#### **INDIVIDUAL STATISTICS**

**RUSHING** - Miami: L. Smith 40-209, 2 TDs; Fiedler 7-43; Martin 1-6.

Indianapolis: James 21-107; Manning 1-(-2); Smith 1-(-6).

**PASSING** - Miami: Fiedler 34-19-3, 185 yards, 1 TD.

Indianapolis: Manning 32-17-0, 194 yards, 1 TD.

**RECEIVING** - Miami: McDuffie 4-57; Gadsden 4-38; L. Smith 3-18; Martin 2-21; Johnson 2-18;

Denson 2-18; Weaver 1-9, 1 TD; Ogden 1-6.

Indianapolis: Pathon 5-69, 1 TD; Harrison 5-63; James 3-33; Dilger 3-16; Pollard 1-13.

**INTERCEPTIONS** - Miami: None.

Indianapolis: Cota 2-23 yards; Bratzke 1-4 yards.

**SACKS** - Miami: None

Indianapolis: Johnson 1; Belser 0.5; Whittington 0.5.

**MISSED FIELD GOALS** - Miami: Mare 38(WR).

Indianapolis: Vanderjagt 49(WR).

### **2000 AFC DIVISIONAL PLAYOFF**

**RAIDERS 27, DOLPHINS 0**  
**January 6, 2000**

**Network Associates Coliseum**  
**Oakland, CA**

The Miami Dolphins suffered the first shutout in the team's playoff history with a 27-0 loss to the Oakland Raiders before a crowd of 61,998 at Network Associates Coliseum. The Raiders got on the board first 3:34 into the contest when Tory James intercepted a Jay Fiedler pass and returned it 90 yards for a touchdown, the longest interception return ever against the Dolphins in the postseason. The score occurred after the Dolphins were at the Raiders' 16. The Raiders opened a ten-point lead with 4:52 to play in the first quarter on a Sebastian Janikowski 36-yard field goal, which capped an eight-play, 46-yard drive. Janikowski converted his second field goal in as many offensive series when he hit from 33 yards out, 6:24 into the second quarter. The 12-play, 78-yard drive was highlighted by a 32-yard catch-and-run by Terry Kirby to midfield. The Raiders took a 20-point advantage with 1:53 to play in the first half on a six-yard touchdown pass from Rich Gannon to James Jett on third-and-four. The drive began at the Dolphins' 43 after Charles Woodson recovered a Lamar

Smith fumble that was forced by Tory James. Of the 43 yards on the march, Gannon scrambled for 19 yards. The final points of the day were scored on the Raiders' first possession of the second half when Tyrone Wheatley ran it in from two yards out, culminating a 12-play, 54-yard drive that used 6:50 of the clock. Gannon threw for 32 yards on the march, including a 12-yard completion to Tim Brown on third-and-seven, one play prior to the touchdown.

<b>MIAMI</b>	<b>0</b>	<b>0</b>	<b>0</b>	<b>0</b>	<b>-</b>	<b>0</b>
<b>OAKLAND</b>	<b>10</b>	<b>10</b>	<b>7</b>	<b>0</b>	<b>-</b>	<b>27</b>

O - James, 90 interception return (Janikowski kick)		1 - 3:24
O - FG Janikowski 36	8/46	1 - 10:08
O - FG Janikowski 33	12/78	2 - 6:24
O - Jett, 6 pass from Gannon (Janikowski kick)	9/43	2 - 13:57
O - Wheatley, 2 run (Janikowski kick)	12/54	3 - 9:04

**ATT. - 61,998**

	<b>Miami</b>	<b>Oakland</b>
First Downs/Total-Rush-Pass Penalty	10/0-8-2	20/10-7-3
Third Down Efficiency	2-12/16.7	8-16/50.0
Total Yards-Plays-Average	204-56-3.6	267-66-4.0
Rushes-Yards-Average	17-40-2.4	45-140-3.1
Net Yards Passing-Sacked-Yards Lost	164-2-12	127-3-16
Passes Attempted-Completed-Intercepted	37-18-3	18-12-0
Punts/Number-Average	6-34.2	5-46.8
Penalties/Number-Yards	8-55	6-40
Fumbles/Number-Lost	1-1	1-1
Time of Possession	22:36	37:24

#### INDIVIDUAL STATISTICS

**RUSHING** - Miami: Johnson 3-12; Denson 3-12; Fiedler 3-12; L. Smith 8-4.

Oakland: Wheatley 19-56, 1 TD; Kirby 11-37; Gannon 5-31; Jordan 5-15; Kaufman 1-4; Crockett 1-3; Hoying 2-(-2); Jett 1-(-4).

**PASSING** - Miami: Fiedler 37-18-3, 176 yards, 0 TDs.

Oakland: Gannon 18-12-0, 143 yards, 0 TDs; Hoying 0-0-0, 0 yards, 0 TDs.

**RECEIVING** - Miami: Denson 6-42; Shepherd 4-20; McDuffie 3-43; Martin 2-27; Gadsden 1-33; Johnson 1-7; L. Smith 1-4.

Oakland: Kirby 2-35; Rison 2-28; Brown 2-27; Jordan 2-14; Jett 2-13; Brigham 1-17; Crockett 1-9.

**INTERCEPTIONS** - Miami: None.

Oakland: James 2-98 yards, 1 TD; Allen 1-0 yards.

**SACKS** - Miami: Armstrong 1; Bromell 1; Jones 1.

Oakland: Bryant 1; Coleman 1.

**MISSED FIELD GOALS** - Miami: None.

Oakland: Janikowski 58(S).

## THE ORANGE BOWL

The 1986 season marked the end of an era for the Miami Dolphins as the team played its final season in the Orange Bowl. In 21 years, the Dolphins posted a 110-38-3 (.738) regular-season record.

In the playoffs, Miami was 10-4 at the 75,206-seat Orange Bowl, giving the team a 120-43-3 (.736) mark in all games played there.

Miami played in the Orange Bowl from the team's initial season in 1966 through the 1986 campaign. From 1966 to 1969, the Orange Bowl had a grass playing field. The playing surface was changed to Poly-Turf in 1970, was replaced in 1972 and finally removed in March, 1976, so that Prescription Athletic Turf could be installed.

The Orange Bowl has been the site of many great sporting events, including five Super Bowls, the annual Orange Bowl Classic, Olympic soccer matches and championship boxing matches.

# DOLPHINS INDIVIDUAL PLAYOFF RECORDS

The following individual records relate solely to service with the Miami Dolphins. They include National Football League playoff and Super Bowl statistics only. Super Bowl games are marked with a \*\*\*.

## SERVICE

### MOST GAMES PLAYED

- 19 Bob Kuechenberg (1970-84)
- 18 Dan Marino (1983-99)
- 13 by six players

### MOST STARTS

- 19 Bob Kuechenberg (1970-84)
- 18 Dan Marino (1983-99)
- 13 Kim Bokamper (1977-85)
- 13 Richmond Webb (1990-00)

## SCORING

### MOST POINTS

#### Career

- 64 Garo Yepremian (12 games), 28 XPs, 12 FGs
- 60 Larry Csonka (12 games), 10 TDs

#### Game

- 18 Larry Csonka (12/30/73 vs. Oakland), 3 TDs

### MOST TOUCHDOWNS

#### Career

- 10 Larry Csonka (12 games), 9 run, 1 pass
- 6 Jim Kiick (11 games), 6 run

#### Game

- 3 Larry Csonka (12/30/73 vs. Oakland), 3 run

### MOST FIELD GOALS

#### Career

- 12 Garo Yepremian (12 games), 20 attempts
- 9 Uwe von Schamann (ten games), 15 attempts

#### Game

- \*\*\*3 Uwe von Schamann (1/20/85 vs. San Francisco), 3 attempts
- 3 Olindo Mare (1/2/99 vs. Buffalo), 4 attempts

### LONGEST FIELD GOALS

- 58 Pete Stoyanovich (1/5/91 vs. Kansas City)
- 51 Fuad Reveiz (1/4/86 vs. Cleveland)
- 51 Pete Stoyanovich (1/17/93 vs. Buffalo)

### MOST POINTS AFTER TOUCHDOWNS

#### Career

- 32 Uwe von Schamann (ten games), 33 attempts
- 28 Garo Yepremian (12 games), 29 attempts

#### Game

- 6 Uwe von Schamann (1/6/85 vs. Pittsburgh), 6 attempts
- 5 Uwe von Schamann (1/2/82 vs. San Diego), 5 attempts

### MOST TWO-POINT CONVERSIONS

#### Career

- 1 O.J. McDuffie (six games)
- 1 Stanley Pritchett (three games)

#### Game

- 1 O.J. McDuffie (12/30/95 at Buffalo)
- 1 Stanley Pritchett (1/2/99 vs. Buffalo)

## RUSHING

### MOST RUSHING YARDS

#### Career

- 891 Larry Csonka (12 games), 225 attempts
- 454 Tony Nathan (11 games), 118 attempts

#### Game

- 209 Lamar Smith (12/30/00 vs. Indianapolis), 40 attempts
- \*\*145 Larry Csonka (1/13/74 vs. Minnesota), 33 attempts

### MOST RUSHING ATTEMPTS

#### Career

- 225 Larry Csonka (12 games)
- 118 Tony Nathan (11 games)

#### Game

- 40 Lamar Smith (12/30/00 vs. Indianapolis), 209 yards (NFL Record)
- \*\*33 Larry Csonka (1/13/74 vs. Minnesota), 145 yards

### MOST RUSHING TOUCHDOWNS

#### Career

- 9 Larry Csonka (12 games)
- 6 Jim Kiick (11 games)

#### Game

- 3 Larry Csonka (12/30/73 vs. Oakland)
- 2 Four times, last: Lamar Smith (12/30/00 vs. Indianapolis)

### MOST 100-YARD RUSHING GAMES

#### Career

- 4 Larry Csonka (12 games)
- 1 Mercury Morris (ten games)
- 1 Andra Franklin (six games)
- 1 Lamar Smith (two games)



## LONGEST RUNS FROM SCRIMMAGE

- \*\*49 Larry Csonka (1/14/73 vs. Washington)  
37 Larry Seiple (12/31/72 at Pittsburgh)

## PASSING

### MOST YARDS PASSING

#### Career

- 4,510 Dan Marino (18 games)  
1,467 Bob Griese (12 games)

#### Game

- 422 Dan Marino (12/30/95 at Buffalo), 33 of 64  
421 Dan Marino (1/6/85 vs. Pittsburgh), 21 of 32

### MOST PASS ATTEMPTS

#### Career

- 687 Dan Marino (18 games)  
208 Bob Griese (12 games)

#### Game

- 64 Dan Marino (12/30/95 at Buffalo), 33 completions  
\*\*50 Dan Marino (1/20/85 vs. San Francisco), 29 completions

### MOST PASS COMPLETIONS

#### Career

- 385 Dan Marino (18 games)  
112 Bob Griese (12 games)

#### Game

- 33 Dan Marino (12/30/95 at Buffalo), 64 attempts  
29 Don Strock (1/2/82 vs. San Diego), 43 attempts  
\*\*29 Dan Marino (1/20/85 vs. San Francisco), 50 attempts

### MOST CONSECUTIVE PASS COMPLETIONS

- 13 Don Strock (1/2/82 vs. San Diego)  
11 Dan Marino (1/5/91 vs. Kansas City through 1/12/91 at Buffalo)

### MOST TOUCHDOWN PASSES

#### Career

- 32 Dan Marino (18 games)  
10 Bob Griese (12 games)

#### Game

- 4 Don Strock (1/2/82 vs. San Diego)  
4 Dan Marino (1/6/85 vs. Pittsburgh)

### MOST PASSES HAD INTERCEPTED

#### Career

- 24 Dan Marino (18 games)  
12 Bob Griese (12 games)

#### Game

- 3 David Woodley (1/23/83 vs. N.Y. Jets), 21 attempts  
3 Dan Marino (12/30/95 at Buffalo), 64 attempts  
3 Jay Fiedler (12/30/00 vs. Indianapolis), 34 attempts  
3 Jay Fiedler (1/6/01 at Oakland), 37 attempts

## HIGHEST COMPLETION PERCENTAGE

### Career (minimum 50 completions)

- 56.0 Dan Marino (18 games), 385 of 687 attempts  
53.8 Bob Griese (12 games), 112 of 208 attempts

### Game (minimum 12 completions)

- 84.2 David Woodley (1/8/83 vs. New England), 16 of 19 attempts  
77.3 David Woodley (1/16/83 vs. San Diego), 17 of 22 attempts

## MOST 300-YARD PASSING GAMES

#### Career

- 4 Dan Marino (18 games)  
1 Don Strock (13 games)

## LONGEST PASS PLAYS

- \*\*76t David Woodley to Jimmy Cefalo (1/30/83 vs. Washington)  
75t Bob Griese to Paul Warfield (1/2/72 vs. Baltimore)

## RECEIVING

### MOST RECEPTIONS

#### Career

- 65 Tony Nathan (11 games)  
50 O.J. McDuffie (ten games)

#### Game

- 11 O.J. McDuffie (12/30/95 at Buffalo), 154 yards  
\*\*10 Tony Nathan (1/20/85 vs. San Francisco), 83 yards  
10 Tony Nathan (1/4/86 vs. Cleveland), 101 yards

## MOST RECEIVING YARDS

#### Career

- 717 Paul Warfield (11 games), 21.1 per catch  
649 Tony Nathan (11 games), 10.0 per catch

#### Game

- 154 O.J. McDuffie (12/30/95 at Buffalo), 11 receptions  
148 Mark Duper (1/6/85 vs. Pittsburgh), 5 receptions

## MOST RECEIVING TOUCHDOWNS

#### Career

- 5 Mark Duper (ten games), 32 receptions  
4 Paul Warfield (11 games), 34 receptions  
4 Bruce Hardy (13 games), 26 receptions  
4 Keith Jackson (four games), 19 receptions

#### Game

- 2 Joe Rose (1/2/82 vs. San Diego)  
2 Bruce Hardy (1/8/83 vs. New England)  
2 Mark Duper (1/6/85 vs. Pittsburgh)  
2 Keith Jackson (1/10/93 vs. San Diego)  
2 Keith Jackson (1/8/95 at San Diego)

## MOST 100-YARD RECEIVING GAMES

#### Career

- 3 Mark Duper (ten games)  
3 Tony Nathan (11 games)

---

## PUNTING

---

### MOST PUNTS

#### Career

- 50 Larry Seiple (11 games), 1,990 yards
- 40 Reggie Roby (ten games), 1,622 yards

#### Game

- 10 Tom Orosz (1/23/83 vs. N.Y. Jets), 333 yards
- 8 Three times, last: Tom Hutton (1/15/00 at Jacksonville, 356 yards)

### HIGHEST PUNTING AVERAGE

#### Career (minimum 25 punts)

- 40.6 Reggie Roby (ten games), 40 punts
- 39.8 Larry Seiple (11 games), 50 punts

#### Game (minimum 4 punts)

- 48.6 George Roberts (12/24/78 vs. Houston), 5-243
- 45.6 Klaus Wilmsmeyer (1/9/99 at Denver), 5-228

### LONGEST PUNTS

- 64 Reggie Roby (1/5/91 vs. Kansas City), net 53
- 62 Reggie Roby (1/4/86 vs. Cleveland), net 62

---

## PUNT RETURNS

---

### MOST PUNT RETURNS

#### Career

- 16 Tom Vigorito (seven games)
- 14 Jake Scott (ten games)

#### Game

- 6 Nate Jacquet (1/9/00 at Seattle), 10.5 avg.
- 5 Scott Miller (1/10/93 vs. San Diego), 9.0 avg.

### MOST PUNT RETURN YARDS

#### Career

- 129 Tom Vigorito (seven games)
- 113 O.J. McDuffie (ten games)
- 110 Nate Jacquet (four games)

#### Game

- 66 Jeff Ogden (1/6/01 at Oakland), 3 returns
- 63 Nate Jacquet (1/9/00 at Seattle), 6 returns

### LONGEST PUNT RETURNS

- 45 Jeff Ogden (1/6/01 at Oakland)
- 29 Nate Jacquet (1/15/00 at Jacksonville)

### HIGHEST PUNT RETURN AVERAGE

#### Career (minimum 10 returns)

- 8.1 Tom Vigorito (seven games), 16 returns
- 6.8 Jake Scott (ten games), 14 returns

#### Game (minimum three returns)

- 22.0 Jeff Ogden (1/6/01 at Oakland), 3-66
- 10.5 Nate Jacquet (1/9/00 at Seattle), 6-63

### MOST FAIR CATCHES

#### Career

- 11 Jake Scott (seven games) of 25 punts

- 7 O.J. McDuffie (ten games) of 16 punts

#### Game

- 4 Jake Scott (12/23/73 vs. Cincinnati) of five punts

---

## KICKOFF RETURNS

---

### MOST KICKOFF RETURNS

#### Career

- 23 Fulton Walker (nine games)
- 13 Mercury Morris (ten games)

#### Game

- 8 Marc Logan (1/12/91 at Buffalo), 17.3 average
- 6 Fulton Walker (12/31/83 vs. Seattle), 17.3 average
- 6 Lorenzo Hampton (1/12/86 vs. New England), 15.2 average

### MOST KICKOFF RETURN YARDS

#### Career

- 556 Fulton Walker (nine games)
- 269 Mercury Morris (ten games)

#### Game

- \*\*190 Fulton Walker (1/30/83 vs. Washington), long 98t
- 138 Marc Logan (1/12/91 at Buffalo), long 44

### LONGEST KICKOFF RETURNS

- \*\*98t Fulton Walker (1/30/83 vs. Washington)
- 89t Nat Moore (12/21/74 at Oakland)

### HIGHEST KICKOFF RETURN AVERAGE

#### Career (minimum 10 returns)

- 24.9 O.J. McDuffie (ten games), 10 returns
- 24.2 Fulton Walker (nine games), 23 returns

#### Game (minimum four returns)

- \*\*47.5 Fulton Walker (1/30/83 vs. Washington), 4-190
- 24.2 John Avery (1/9/99 at Denver), 5-121

---

## INTERCEPTIONS

---

### MOST INTERCEPTIONS

#### Career

- 5 Dick Anderson (11 games)
- 4 by five players

#### Game

- 3 A.J. Duhe (1/23/83 vs. N.Y. Jets), 36 yards
- 2 Four times, last 1992

### LONGEST INTERCEPTION RETURNS

- 62t Dick Anderson (1/2/72 vs. Baltimore), John Unitas
- \*\*55 Jake Scott (1/14/73 vs. Washington), Bill Kilmer

---

## SACKS

---

### MOST SACKS

#### Career

- 8 Kim Bokamper (13 games)
- 6 Trace Armstrong (eight games)

**Game**

- 3 Trace Armstrong (1/9/00 at Seattle)
- 2 Bob Heinz (1/2/72 vs. Baltimore)
- 2 Bob Matheson (12/23/73 vs. Cincinnati)
- 2 Kim Bokamper (12/24/78 vs. Houston)
- 2 Kim Bokamper (1/2/82 vs. San Diego)
- 2 A.J. Duhe (1/16/83 vs. San Diego)
- 2 Kim Bokamper (1/23/83 vs. N.Y. Jets)
- 2 Marco Coleman (1/8/95 at San Diego)

**FUMBLES****MOST FUMBLES****Career**

- 8 Dan Marino (18 games)
- 5 Andra Franklin (six games)

**Game**

- 3 Andra Franklin (1/8/83 vs. New England)
- 2 Seven times, last 1999

**MOST OWN FUMBLE RECOVERIES****Career**

- 3 Dan Marino (18 games)
- 2 Bob Griese (12 games)

**Game**

- 2 Bob Griese (12/27/70 at Oakland)

**MOST OPPONENT FUMBLE RECOVERIES****Career**

- 2 Doug Betters (13 games)
- 2 Larry Gordon (seven games)
- 2 Jake Scott (11 games)

**Game**

- 2 Larry Gordon (12/31/72 at Pittsburgh)

**DOLPHINS TEAM PLAYOFF RECORDS****SCORING****MOST POINTS SCORED**

- 45 1/6/85 vs. Pittsburgh
- 38 1/2/82 vs. San Diego

**FEWEST POINTS SCORED**

- 0 1/6/01 at Oakland
- \*\*3 1/16/72 vs. Dallas
- 3 12/28/97 at New England
- 3 1/9/99 at Denver

**MOST POINTS ALLOWED**

- 62 1/15/00 at Jacksonville
- 44 1/12/91 at Buffalo

**FEWEST POINTS ALLOWED**

- 0 1/2/72 vs. Baltimore
- 0 1/23/83 vs. N.Y. Jets
- 0 1/10/93 vs. San Diego

**MOST POINTS, BOTH TEAMS**

- 79 San Diego 41, at Miami 38, OT (1/2/82)
- 78 at Buffalo 44, Miami 34 (1/12/91)

**FEWEST POINTS, BOTH TEAMS**

- 14 at Miami 14, N.Y. Jets 0 (1/23/83)
- 20 at New England 17, Miami 3 (12/28/97)

**MOST DECISIVE WIN**

- 31 31-0 vs. San Diego (1/10/93)
- 21 21-0 vs. Baltimore (1/2/72)
- 21 34-13 vs. San Diego (1/16/83)
- 21 31-10 vs. Seattle (12/29/84)

**MOST DECISIVE LOSS**

- 55 62-7 at Jacksonville (1/15/00)
- 35 38-3 at Denver (1/9/99)

**MOST TOUCHDOWNS SCORED BY****Rushing**

- 3 12/30/73 vs. Oakland
- \*\*3 1/13/74 vs. Minnesota

**Passing**

- 4 1/2/82 vs. San Diego
- 4 1/6/85 vs. Pittsburgh

**Interception**

- 1 1/2/72 vs. Baltimore
- 1 1/23/83 vs. N.Y. Jets

**Kickoff Return**

- 1 12/21/74 at Oakland
- \*\*1 1/30/83 vs. Washington

**MOST TOUCHDOWNS ALLOWED BY****Rushing**

- 3 12/30/79 at Pittsburgh
- 3 12/30/95 at Buffalo
- 3 1/9/99 at Denver
- 3 1/15/00 at Jacksonville

**Passing**

- 4 12/21/74 at Oakland
- 4 1/15/00 at Jacksonville
- 3 Five times, last 1990

**Interception**

- 1 12/27/70 at Oakland
- 1 12/23/73 vs. Cincinnati
- 1 12/28/97 at New England

**Punt Return**

- 1 1/2/82 vs. San Diego

**Kickoff Return**

- 1 1/9/00 at Seattle

**MOST POINTS IN A QUARTER, DOLPHINS****1st-**

- 14 12/23/73 vs. Cincinnati
- \*\*14 1/13/74 vs. Minnesota

**2nd-**

- 21 1/10/93 vs. San Diego

- 20 1/16/83 vs. San Diego
- 3rd-**
- 14 1/2/82 vs. San Diego
- 14 12/29/84 vs. Seattle
- 14 1/6/85 vs. Pittsburgh
- 14 1/4/86 vs. Cleveland

- 4th-**
- 22 12/30/95 at Buffalo
- 14 1/5/91 vs. Kansas City
- 14 1/12/91 at Buffalo

#### **MOST POINTS IN A QUARTER, OPPONENT**

- 1st-**
- 24 1/2/82 vs. San Diego
- 24 1/15/00 at Jacksonville
- 20 12/30/79 at Pittsburgh

- 2nd-**
- \*\*21 1/20/85 vs. San Francisco
- 17 1/15/00 at Jacksonville

- 3rd-**
- 14 1/15/00 at Jacksonville
- 10 12/30/73 vs. Oakland
- \*\*10 1/20/85 vs. San Francisco
- 10 1/17/93 vs. Buffalo
- 10 12/28/97 at New England

- 4th-**
- 14 12/21/74 at Oakland
- \*\*14 1/30/83 vs. Washington
- 14 1/12/91 at Buffalo
- 14 1/9/99 at Denver

#### **MOST POINTS IN A HALF, DOLPHINS**

- 1st-**
- 27 1/16/83 vs. San Diego
- 24 1/6/85 vs. Pittsburgh

- 2nd-**
- 22 12/30/95 at Buffalo
- 21 Three times, last 1986

#### **MOST POINTS IN A HALF, OPPONENT**

- 1st-**
- 41 1/15/00 at Jacksonville
- \*\*28 1/20/85 vs. San Francisco
- 27 1/12/91 at Buffalo

- 2nd-**
- 21 12/21/74 at Oakland
- 21 1/15/00 at Jacksonville
- 20 12/31/83 vs. Seattle

---

### **FIRST DOWNS**

---

#### **MOST FIRST DOWNS**

- 29 1/16/83 vs. San Diego
- 28 1/6/85 vs. Pittsburgh

#### **FEWEST FIRST DOWNS**

- \*\*9 1/30/83 vs. Washington
- \*\*10 1/16/72 vs. Dallas
- 10 12/28/97 at New England
- 10 1/15/00 at Jacksonville
- 10 1/6/01 at Oakland

#### **MOST FIRST DOWNS ALLOWED**

- 34 1/2/82 vs. San Diego
- \*\*31 1/20/85 vs. San Francisco

#### **FEWEST FIRST DOWNS ALLOWED**

- 8 12/29/84 vs. Seattle
- 10 1/23/83 vs. N.Y. Jets

- 10 1/10/93 vs. San Diego

#### **MOST FIRST DOWNS BY**

##### **Rushing**

- 18 12/23/73 vs. Cincinnati
- 18 12/30/73 vs. Oakland

##### **Passing**

- 21 1/2/82 vs. San Diego
- 20 12/30/95 at Buffalo

##### **Penalty**

- 5 1/2/99 vs. Buffalo

#### **FEWEST FIRST DOWNS BY**

##### **Rushing**

- 0 1/15/00 at Jacksonville
- 0 1/6/01 at Oakland
- 1 1/9/99 at Denver

##### **Passing**

- 2 12/30/73 vs. Oakland
- \*\*2 1/30/83 vs. Washington

#### **MOST FIRST DOWNS ALLOWED BY**

##### **Rushing**

- 18 12/30/95 at Buffalo
- \*\*16 1/20/85 vs. San Francisco

##### **Passing**

- 21 1/2/82 vs. San Diego
- 17 12/31/94 vs. Kansas City

##### **Penalty**

- 3 Four times, last at Oakland, 1/6/01

#### **FEWEST FIRST DOWNS ALLOWED BY**

##### **Rushing**

- 0 1/9/00 at Seattle
- 2 1/23/83 vs. N.Y. Jets
- 2 12/29/84 vs. Seattle

##### **Passing**

- 5 1/4/86 vs. Cleveland
- 6 Six times, last 1985

---

### **TOTAL NET YARDS**

---

#### **MOST NET YARDS GAINED**

- 569 1/6/85 vs. Pittsburgh
- 502 12/30/95 at Buffalo

#### **FEWEST NET YARDS GAINED**

- 133 1/15/00 at Jacksonville
- 162 12/28/97 at New England

#### **MOST NET YARDS ALLOWED**

- 564 1/2/82 vs. San Diego
- \*\*537 1/20/85 vs. San Francisco

#### **FEWEST NET YARDS ALLOWED**

- 139 1/23/83 vs. N.Y. Jets
- 171 1/9/00 at Seattle

---

### **RUSHING**

---

#### **MOST RUSHING YARDS**

- 266 12/30/73 vs. Oakland, 53 att.
- 258 12/30/00 vs. Indianapolis, 48 att.

#### **FEWEST RUSHING YARDS**

- 14 1/9/99 at Denver
- 23 1/15/00 at Jacksonville

#### **MOST RUSHING YARDS ALLOWED**

- 341 12/30/95 at Buffalo, 52 att.
- \*\*276 1/30/83 vs. Washington, 52 att.



**FEWEST RUSHING YARDS ALLOWED**

- 41 1/9/00 at Seattle, 20 att.  
 51 12/29/84 vs. Seattle, 18 att.

**MOST RUSHING ATTEMPTS**

- 56 1/16/83 vs. San Diego, 214 yards  
 53 Two times, last 1974

**FEWEST RUSHING ATTEMPTS**

- 8 1/8/95 at San Diego  
 \*\*9 1/20/85 vs. San Francisco, 25 yards  
 11 1/13/93 vs. Buffalo, 33 yards

**MOST RUSHING ATTEMPTS, OPPONENT**

- 59 1/12/86 vs. New England, 255 yards  
 \*\*52 1/30/83 vs. Washington, 276 yards  
 52 12/30/95 at Buffalo, 341 yards

**FEWEST RUSHING ATTEMPTS, OPPONENT**

- 16 1/10/93 vs. San Diego, 70 yards  
 17 1/16/83 vs. San Diego, 79 yards

---

**PASSING**

---

**MOST NET YARDS PASSING**

- 435 1/6/85 vs. Pittsburgh  
 432 12/30/95 at Buffalo

**FEWEST NET YARDS PASSING**

- 26 12/30/73 vs. Oakland  
 60 1/23/83 vs. N.Y. Jets

**MOST NET YARDS PASSING ALLOWED**

- 415 1/2/82 vs. San Diego  
 339 1/12/91 at Buffalo  
 339 1/2/99 vs. Buffalo

**FEWEST NET YARDS PASSING ALLOWED**

- 62 1/4/86 vs. Cleveland  
 71 1/12/86 vs. New England

**MOST PASS ATTEMPTS**

- 66 12/30/95 at Buffalo  
 \*\*50 1/20/85 vs. San Francisco

**FEWEST PASS ATTEMPTS**

- 6 12/30/73 vs. Oakland  
 \*\*7 1/13/74 vs. Minnesota

**MOST PASS ATTEMPTS, OPPONENT**

- 54 1/2/82 vs. San Diego  
 45 1/10/93 vs. San Diego

**FEWEST PASS ATTEMPTS, OPPONENT**

- 12 1/2/86 vs. New England  
 16 12/27/70 at Oakland

**MOST PASS COMPLETIONS**

- 34 12/30/95 at Buffalo  
 31 1/2/82 vs. San Diego

**FEWEST PASS COMPLETIONS**

- 3 12/30/73 vs. Oakland  
 4 Two times, last 1983

**MOST PASS COMPLETIONS, OPPONENT**

- 33 1/2/82 vs. San Diego  
 28 1/8/95 at San Diego  
 26 12/31/94 vs. Kansas City

**FEWEST PASS COMPLETIONS, OPPONENT**

- 8 1/27/70 at Oakland  
 9 1/24/72 vs. Cleveland

---

**INTERCEPTIONS**

---

**MOST INTERCEPTIONS**

- 5 12/24/72 vs. Cleveland  
 5 1/16/83 vs. San Diego  
 5 1/23/83 vs. N.Y. Jets

**MOST INTERCEPTIONS, OPPONENT**

- 3 12/24/78 vs. Houston  
 3 1/23/83 vs. N.Y. Jets  
 3 12/30/95 at Buffalo  
 3 12/30/00 vs. Indianapolis  
 3 1/6/01 at Oakland

---

**PUNTING**

---

**MOST PUNTS**

- 10 1/23/83 vs. N.Y. Jets  
 9 1/15/00 at Jacksonville

**MOST PUNT YARDS**

- 356 1/15/00 at Jacksonville  
 333 1/23/83 vs. N.Y. Jets

**FEWEST PUNTS**

- 1 12/30/73 vs. Oakland  
 1 1/8/83 vs. New England  
 1 1/2/99 vs. Buffalo

**MOST PUNTS, OPPONENT**

- 10 1/23/83 vs. N.Y. Jets  
 7 Six times, last: 1/9/00 at Seattle

**MOST PUNT YARDS, OPPONENT**

- 357 1/23/83 vs. N.Y. Jets  
 335 1/9/00 at Seattle

**FEWEST PUNTS, OPPONENT**

- 1 1/12/91 at Buffalo  
 2 Seven times, last at Denver, 1/9/99

**MOST PUNTS, BOTH TEAMS**

- 20 1/23/83 vs. N.Y. Jets  
 15 1/10/93 vs. San Diego  
 15 1/9/00 at Seattle

**FEWEST PUNTS, BOTH TEAMS**

- 3 12/30/73 vs. Oakland  
 3 1/12/91 at Buffalo  
 3 1/2/99 vs. Buffalo

**HIGHEST PUNTING AVERAGE**

- x-48.6 12/24/72 vs. Houston

**HIGHEST PUNTING AVERAGE, OPPONENT**

- x-51.3 12/31/72 at Pittsburgh

x-minimum 4 punts

---

**SACKS**

---

**MOST SACKS**

- 6-32 1/9/00 at Seattle  
 4-29 1/8/83 vs. New England  
 4-26 1/23/83 vs. N.Y. Jets

**MOST SACKS, OPPONENT**

- 5-31 1/15/00 at Jacksonville  
 4-14 12/24/72 vs. Cleveland  
 4-27 1/23/83 vs. N.Y. Jets

**4-29	1/20/85 vs. San Francisco
4-25	1/17/93 vs. Buffalo
4-21	12/28/97 at New England

## FUMBLES

### MOST FUMBLES

6	1/15/00 at Jacksonville
5	1/12/86 vs. New England

### MOST FUMBLES LOST

6-5	1/15/00 at Jacksonville
5-4	1/12/86 vs. New England

### MOST FUMBLES, OPPONENT

4	12/27/70 vs. Oakland
4	1/2/99 vs. Buffalo
3	Eight times, last 1994

### MOST FUMBLES LOST, OPPONENT

4-4	1/2/99 vs. Buffalo
3-3	12/30/79 at Pittsburgh
3-3	1/2/82 vs. San Diego
3-3	1/8/83 vs. New England

# OPPONENTS PLAYOFF RECORDS

The following individual records relate solely to service against the Miami Dolphins. They include National Football League playoff and Super Bowl statistics only. Super Bowl games are marked with a "\*\*\*."

## RUSHING

### MOST RUSHING YARDS

#### Career

404	Thurman Thomas, Buffalo (four games)
199	Terrell Davis, Denver (one game)

#### Game

199	Terrell Davis, Denver (1/9/99 at Denver), 21 attempts
**166	John Riggins, Washington (1/30/83 at Pasadena), 38 attempts

### MOST RUSHING ATTEMPTS

#### Career

84	Thurman Thomas, Buffalo (four games)
47	Marv Hubbard, Oakland (three games)

#### Game

**38	John Riggins, Washington (1/30/83 at Pasadena), 166 yards
32	Thurman Thomas, Buffalo (1/12/91 at Buffalo), 117 yards

### MOST RUSHING TOUCHDOWNS

#### Career

4	Thurman Thomas, Buffalo (four games)
2	Earnest Byner, Cleveland (one game)
2	Chuck Muncie, San Diego (two games)
2	Curt Warner, Seattle (one game)
2	Terrell Davis, Denver (one game)

#### Game

2	Earnest Byner, Cleveland (1/4/86 at Miami)
2	Thurman Thomas, Buffalo (1/12/91 at Buffalo)
2	Curt Warner, Seattle (12/31/83 at Miami)
2	Terrell Davis, Denver (1/9/99 at Denver)

### LONGEST RUNS FROM SCRIMMAGE

90t	Fred Taylor, Jacksonville (1/15/00 at Jacksonville)
66t	Earnest Byner, Cleveland (1/4/86 at Miami)

## PASSING

### MOST YARDS PASSING

#### Career

711	Jim Kelly, Buffalo (three games)
645	Joe Montana, S.F., K.C. (two games)

#### Game

433	Dan Fouts, San Diego (1/2/82 at Miami), 33 of 53
360	Doug Flutie, Buffalo (1/2/99 at Miami), 21 of 36

### MOST PASS ATTEMPTS

#### Career

87	Stan Humphries, San Diego (two games)
87	Dan Fouts, San Diego (two games)

#### Game

53	Dan Fouts, San Diego (1/2/82 at Miami), 33 comp.
44	Stan Humphries, San Diego (1/10/93 at Miami), 18 comp.

### MOST PASS COMPLETIONS

#### Career

50	Joe Montana, S.F., K.C. (two games)
48	Dan Fouts, San Diego (two games)
48	Jim Kelly, Buffalo (three games)

#### Game

33	Dan Fouts, San Diego (1/2/82 at Miami), 53 attempts
28	Stan Humphries, San Diego (1/8/95 at San Diego), 43 attempts

### MOST TOUCHDOWN PASSES

#### Career

5	Ken Stabler, Oakland (two games)
5	Joe Montana, S.F., K.C. (two games)
5	Jim Kelly, Buffalo (three games)

## Game

- 4 Ken Stabler, Oakland (12/21/74 at Oakland)
- 3 Tony Eason, New England (1/12/86 at Miami)
- 3 Dan Fouts, San Diego (1/2/82 at Miami)
- 3 Jim Kelly, Buffalo (1/12/91 at Buffalo)
- \*\*3 Joe Montana, San Francisco (1/20/85 vs. Miami)

## MOST PASSES HAD INTERCEPTED

### Career

- 6 Dan Fouts, San Diego (two games)
- 6 Stan Humphries, San Diego (two games)

## Game

- 5 Dan Fouts, San Diego (1/16/83 at Miami), 34 attempts
- 5 Mike Phipps, Cleveland (12/24/72 at Miami), 23 attempts
- 5 Richard Todd, N.Y. Jets (1/23/83 at Miami), 37 attempts

## LONGEST PASS PLAYS

- 82t Daryle Lamonica to Rod Sherman, Oakland (12/27/70 at Oakland)
- 72t Ken Stabler to Cliff Branch, Oakland (12/21/74 at Oakland)

## RECEIVING

## MOST RECEPTIONS

### Career

- 16 Ronnie Harmon, San Diego (two games)
- 14 Kellen Winslow, San Diego (two games)

## Game

- 13 Kellen Winslow, San Diego (1/2/82 at Miami), 166 yards
- 9 Lenvil Elliott, Cincinnati (12/23/73 at Miami), 53 yards
- 9 Ronnie Harmon, San Diego (1/10/93 at Miami), 73 yards
- 9 Eric Moulds, Buffalo (1/2/99 at Miami), 240 yards

## MOST RECEIVING YARDS

### Career

- 240 Eric Moulds, Buffalo (one game)
- 207 Andre Reed, Buffalo (four games)

## Game

- 240 Eric Moulds, Buffalo (1/2/99 at Miami), 9 receptions
- 166 Kellen Winslow, San Diego (1/2/82 at Miami), 13 receptions

## MOST RECEIVING TOUCHDOWNS

### Career

- 2 Fred Biletnikoff, Oakland (three games)
- 2 James Brooks, San Diego (two games)
- 2 Roger Craig, San Francisco (one game)
- 2 Andre Reed, Buffalo (four games)
- 2 John Stallworth, Pittsburgh (one game)
- 2 Jimmy Smith, Jacksonville (one game)

## Game

- 2 James Brooks, San Diego (1/2/82 at Miami)
- \*\*2 Roger Craig, San Francisco (1/20/85 vs. Miami)
- 2 Andre Reed, Buffalo (1/21/91 at Buffalo)
- 2 John Stallworth, Pittsburgh (1/6/85 at Miami)
- 2 Jimmy Smith, Jacksonville (1/15/00 at Jacksonville)

## FIELD GOALS

## MOST FIELD GOALS

### Career

- 9 Steve Christie, Buffalo (three games)
- 3 Norm Johnson, Seattle (two games)
- 3 Nick Lowery, Kansas City (one game)
- 3 Horst Muhlmann, Cincinnati (one game)
- 3 Scott Norwood, Buffalo (one game)
- 3 Mike Vanderjagt, Indianapolis (one game)

## Game

- 5 Steve Christie, Buffalo (1/17/93 at Miami) of 6
- 3 Five times, last: Mike Vanderjagt, Indianapolis (12/30/00 at Miami)

## LONGEST FIELD GOALS

- 50 Todd Peterson, Seattle (1/9/00 at Seattle)
- 50 Mike Vanderjagt, Indianapolis (12/30/00 at Miami)

## INTERCEPTIONS

## MOST INTERCEPTIONS

### Career

- 3 John Harris, Seattle (two games)
- 2 Willie Brown, Oakland (three games)
- 2 Ken Schroy, N.Y. Jets (one game)
- 2 Aaron Beasley, Jacksonville (one game)
- 2 Chad Cota, Indianapolis (one game)
- 2 Tory James, Oakland (one game)

## Game

- 2 Ken Schroy, N.Y. Jets (1/23/83 at Miami), 1 yd.
- 2 John Harris, Seattle (12/29/84 at Miami), 45 yds.
- 2 Aaron Beasley, Jacksonville (1/15/00 at Jacksonville), 5 yds.
- 2 Chad Cota, Indianapolis (12/30/00 at Miami)
- 2 Tory James, Oakland (1/6/01 at Oakland)

## LONGEST INTERCEPTION RETURNS

- 90t Tory James, Oakland (Jay Fiedler), 1/6/01 at Oakland
- 50t Willie Brown, Oakland (Bob Griese), 12/27/70 at Oakland

## LONGEST PLAYS

### PUNTS

- 63 Ray Guy, Oakland (12/30/73 at Miami)  
60 Bob Walden, Pittsburgh (12/31/72 at Pittsburgh)

### PUNT RETURNS

- 56t Wes Chandler, San Diego (1/2/82 at Miami)  
38 Thom Darden, Cleveland (12/24/78 at Miami)

### KICKOFF RETURNS

- 85t Charlie Rogers, Seattle (1/9/00 at Seattle)  
59 Zachary Dixon, Seattle (12/31/87 at Miami)

### FUMBLE RECOVERIES

- 79t Neil Smith, Denver (Oronde Gadsden), 1/9/99 at Denver  
\*\*49t Mike Bass, Washington (Garó Yepremian), 1/14/73 at Los Angeles

# ALL-TIME PLAYOFF LEADERS

(**Boldface** indicates active player)

## RUSHING

	PLAYER	GAMES	ATT.	YDS.	AVG.	LG	TD
1.	Larry Csonka	12	225	891	4.0	49	9
2.	Tony Nathan	11	118	454	3.8	26	3
3.	Mercury Morris	10	95	440	4.6	27	1
4.	Jim Kiick	11	115	391	3.4	27	6
5.	Andra Franklin	6	93	335	3.6	29	2
6.	<b>Lamar Smith</b>	<b>2</b>	<b>48</b>	<b>213</b>	<b>4.4</b>	<b>24</b>	<b>2</b>
7.	Sammie Smith	2	41	181	4.4	17	0
8.	Woody Bennett	10	59	179	3.0	17	4
9.	Bernie Parmalee	7	53	150	2.8	16	1
10.	Karim Abdul-Jabbar	3	35	116	3.3	18	1
11.	<b>J.J. Johnson</b>	<b>4</b>	<b>38</b>	<b>107</b>	<b>2.8</b>	<b>18</b>	<b>1</b>
12.	David Woodley	5	17	102	6.0	12	1
13.	Aaron Craver	4	12	98	8.2	25t	1
	Bob Griese	12	15	98	8.2	25	1
15.	Bobby Humphrey	2	31	93	3.0	15	0
16.	Benny Malone	3	14	83	5.9	23t	1
17.	Joe Carter	4	9	66	7.3	19	0
18.	Pete Johnson	3	16	61	3.8	14	0
19.	<b>Jay Fiedler</b>	<b>2</b>	<b>10</b>	<b>55</b>	<b>5.5</b>	<b>11</b>	<b>0</b>
20.	Ron Davenport	2	9	54	6.0	31t	2
21.	David Overstreet	1	9	50	5.6	13	0
22.	Irving Spikes	3	9	49	5.4	23	0
23.	Leroy Harris	1	9	43	4.8	9	0
24.	Delvin Williams	2	21	42	2.0	9	0
25.	<b>Autry Denson</b>	<b>4</b>	<b>16</b>	<b>41</b>	<b>2.6</b>	<b>17</b>	<b>0</b>
26.	Larry Seiple	11	1	37	37.0	37	0
27.	Paul Warfield	11	4	34	8.5	25	0
28.	<b>O.J. McDuffie</b>	<b>10</b>	<b>3</b>	<b>31</b>	<b>10.3</b>	<b>19</b>	<b>0</b>
29.	Marc Logan	2	12	23	1.9	7	0
30.	Keith Byars	1	4	22	5.5	10	0
31.	John Kidd	4	1	18	18.0	18	0
32.	Don Nottingham	6	2	17	8.5	12	0
	Tom Vigorito	7	4	17	4.3	6	0
34.	Stanley Pritchett	5	8	16	2.0	7	0
35.	Gary Davis	1	2	12	6.0	9	0
36.	Tom Orosz	5	1	11	11.0	11	0
37.	Eddie Hill	12	3	8	2.7	4	0
	Terry Kirby	1	2	8	4.0	7	1
	Charles Leigh	9	1	8	8.0	8	0
40.	Nat Moore	13	1	7	7.0	7	0
41.	Tony Martin	8	1	6	6.0	6	0
42.	Jerris McPhail	1	1	4	4.0	4	0



	PLAYER	GAMES	ATT.	YDS.	AVG.	LG	TD
43.	John Avery	2	1	3	3.0	3	0
	Earl Morrall	2	4	3	0.8	3	0
45.	Tony Paige	4	1	2	2.0	2	0
46.	Duriel Harris	7	1	1	1.0	1	0
	Dan Marino	18	15	1	0.1	5	1
48.	Norm Bulaich	2	2	0	0.0	0	0
	Mark Clayton	10	1	0	0.0	0	0
	Damon Huard	4	3	0	0.0	2	0
51.	Scott Mitchell	2	1	-1	-1.0	-1	0
52.	Don Strock	13	1	-2	-2.0	-2	0
53.	James Saxon	4	2	-3	-1.5	0	0
54.	Jim Jensen	13	2	-6	-3.0	-3	0
55.	Tom Hutton	2	1	-8	-8.0	-8	0
56.	George Roberts	2	1	-9	-9.0	-9	0

## PASSING

	PLAYER	GAMES	ATT.	COMP.	YDS.	PCT.	TD	INT	RATE
1.	Dan Marino	18	687	385	4510	56.0	32	24	77.1
2.	Bob Griese	12	208	112	1467	53.8	10	12	68.4
3.	David Woodley	5	81	48	645	59.3	0	1	79.6
4.	Don Strock	13	62	38	551	61.3	4	3	91.6
5.	<b>Jay Fiedler</b>	<b>2</b>	<b>71</b>	<b>37</b>	<b>361</b>	<b>52.1</b>	<b>1</b>	<b>6</b>	<b>36.2</b>
6.	Earl Morrall	2	24	13	139	54.2	1	1	68.0
7.	Damon Huard	4	16	5	46	31.3	0	0	40.6
8.	Tony Nathan	11	2	2	34	1.000	0	0	118.8
9.	Bernie Kosar	1	1	1	10	1.000	0	0	108.3
10.	Marlin Briscoe	7	1	0	0	0.0	0	1	39.6
	<b>O.J. McDuffie</b>	<b>10</b>	<b>1</b>	<b>0</b>	<b>0</b>	<b>0.0</b>	<b>0</b>	<b>0</b>	<b>39.6</b>

## RECEIVING

	PLAYER	GAMES	NO.	YDS.	AVG.	LG	TD
1.	Tony Nathan	11	62	622	10.3	39	2
2.	<b>O.J. McDuffie</b>	<b>10</b>	<b>50</b>	<b>603</b>	<b>12.1</b>	<b>31</b>	<b>1</b>
3.	Paul Warfield	11	34	717	21.1	75t	4
4.	Mark Duper	10	32	595	18.6	64t	5
5.	Mark Clayton	10	31	498	16.1	40t	3
6.	Bruce Hardy	13	26	336	12.9	50t	4
7.	<b>Oronde Gadsden</b>	<b>6</b>	<b>22</b>	<b>279</b>	<b>12.7</b>	<b>52</b>	<b>2</b>
8.	Nat Moore	13	21	265	12.6	40	3
9.	Duriel Harris	7	19	303	15.9	36	1
	Keith Jackson	4	19	262	13.8	31	4
11.	Joe Rose	11	18	260	14.4	35	2
	Jim Kiick	11	18	115	6.4	21	0
13.	Tony Martin	8	17	224	13.2	23	1
14.	Bernie Parmalee	7	16	130	8.1	26	0
15.	Irving Fryar	3	14	170	12.1	24	1
16.	Howard Twilley	11	13	186	14.3	28t	1
17.	Jimmy Cefalo	10	12	297	24.8	76t	2
18.	Tony Paige	4	11	50	4.5	9	2
19.	<b>Lamar Thomas</b>	<b>3</b>	<b>10</b>	<b>129</b>	<b>12.9</b>	<b>42</b>	<b>1</b>
	Marv Fleming	10	10	114	11.4	27	1
21.	Tom Vigorito	7	9	103	11.4	33	0
	Jim Mandich	11	9	86	9.6	19	1
	Bobby Humphrey	2	9	71	7.9	20	0
	Aaron Craver	4	9	71	7.9	15	0
25.	Dan Johnson	5	8	84	10.5	21	3
	Terry Kirby	1	8	68	8.5	19	0
	<b>Autry Denson</b>	<b>4</b>	<b>8</b>	<b>60</b>	<b>7.5</b>	<b>14</b>	<b>0</b>
28.	<b>J.J. Johnson</b>	<b>4</b>	<b>7</b>	<b>39</b>	<b>5.6</b>	<b>11</b>	<b>0</b>
	Delvin Williams	2	7	34	4.9	8	0
30.	Ferrell Edmunds	4	5	70	14.0	37	0
	Jim Jensen	13	5	49	9.8	12	0
	Stanley Pritchett	5	5	40	8.0	12	0
	Troy Drayton	3	5	30	6.0	10	0
	Jerris McPhail	1	5	28	5.6	16	0

	PLAYER	GAMES	NO.	YDS.	AVG.	LG	TD
35.	Marlin Briscoe	7	4	42	10.5	18	0
	<b>Rob Konrad</b>	<b>4</b>	<b>4</b>	<b>37</b>	<b>9.3</b>	<b>13</b>	<b>0</b>
	Keith Byars	1	4	30	7.5	12	0
	Larry Csonka	12	4	26	6.5	9t	1
	<b>Lamar Smith</b>	<b>2</b>	<b>4</b>	<b>22</b>	<b>5.5</b>	<b>8</b>	<b>0</b>
	Leslie Shepherd	1	4	20	5.0	11	0
41.	Mike Williams	4	3	44	14.7	19	1
	<b>Ed Perry</b>	<b>5</b>	<b>3</b>	<b>32</b>	<b>10.7</b>	<b>22</b>	<b>0</b>
	Sammie Smith	2	3	31	10.1	13	0
	James Saxon	4	3	29	9.7	9	0
	Ron Davenport	2	3	23	7.7	9	0
	Karim Abdul-Jabbar	3	3	9	3.0	5	0
	Mercury Morris	10	3	9	3.0	9	0
48.	Randal Hill	1	2	59	29.5	45t	1
	Gary Clark	1	2	41	20.5	31	0
	Willie Richardson	1	2	30	15.0	19	1
	Woody Bennett	10	2	26	13.0	20	0
	Gary Davis	1	2	24	12.0	14	0
	Andre Tillman	1	2	24	12.0	13t	1
	Fred Banks	2	2	18	9.0	13	0
	Norm Bulaich	2	2	14	7.0	8	0
	Ronnie Lee	11	2	12	6.0	6t	1
	Marc Logan	2	2	8	4.0	6	0
	Eddie Hill	12	2	3	1.5	2	0
59.	Leroy Harris	1	1	21	21.0	21	0
	Brett Perriman	1	1	13	13.0	13	0
	Charles Jordan	1	1	11	11.0	11	0
	Scott Miller	4	1	10	10.0	10	0
	Don Nottingham	6	1	9	9.0	9	0
	<b>Jed Weaver</b>	<b>2</b>	<b>1</b>	<b>9</b>	<b>9.0</b>	<b>9t</b>	<b>1</b>
	<b>Tim Ruddy</b>	<b>10</b>	<b>1</b>	<b>8</b>	<b>8.0</b>	<b>8</b>	<b>0</b>
	<b>Hunter Goodwin</b>	<b>4</b>	<b>1</b>	<b>6</b>	<b>6.0</b>	<b>6</b>	<b>0</b>
	Nate Jacquet	4	1	6	6.0	6	0
	<b>Jeff Ogden</b>	<b>2</b>	<b>1</b>	<b>6</b>	<b>6.0</b>	<b>6</b>	<b>0</b>
	Rich Diana	4	1	5	5.0	5	0
	Joe Carter	4	1	2	2.0	2t	0
	Roy Foster	12	1	2	2.0	2t	1
	Ronnie Williams	3	1	1	1.0	1	1
	Bob Torrey	1	1	0	0.0	0	0

## SCORING

	PLAYER	GAMES	TD	TDR	TDP	TDRt	FG	PAT	PTS.
1.	Gar0 Yepremian	12	0	0	0	0	12	28	64
2.	Larry Csonka	12	10	9	1	0	0	0	60
3.	Uwe von Schamann	10	0	0	0	0	9	32	59
4.	Pete Stoyanovich	7	0	0	0	0	7	19	40
5.	Jim Kiick	11	6	6	0	0	0	0	36
6.	Mark Duper	10	5	0	5	0	0	0	30
	<b>Olindo Mare</b>	<b>7</b>	<b>0</b>	<b>0</b>	<b>0</b>	<b>0</b>	<b>8</b>	<b>6</b>	<b>30</b>
	Tony Nathan	11	5	3	2	0	0	0	30
9.	Woody Bennett	10	4	4	0	0	0	0	24
	Bruce Hardy	13	4	0	4	0	0	0	24
	Keith Jackson	4	4	0	4	0	0	0	24
	Nat Moore	13	4	0	3	1	0	0	24
	Paul Warfield	11	4	0	4	0	0	0	24
14.	Mark Clayton	10	3	0	3	0	0	0	18
	Dan Johnson	5	3	0	3	0	0	0	18
16.	Jimmy Cefalo	10	2	0	2	0	0	0	12
	Ron Davenport	2	2	2	0	0	0	0	12
	Andra Franklin	6	2	2	0	0	0	0	12
	<b>Oronde Gadsden</b>	<b>6</b>	<b>2</b>	<b>0</b>	<b>2</b>	<b>0</b>	<b>0</b>	<b>0</b>	<b>12</b>
	Tony Paige	4	2	0	2	0	0	0	12
	Joe Rose	11	2	0	2	0	0	0	12
	<b>Lamar Smith</b>	<b>2</b>	<b>2</b>	<b>2</b>	<b>0</b>	<b>0</b>	<b>0</b>	<b>0</b>	<b>12</b>
23.	<b>O.J. McDuffie</b>	<b>10</b>	<b>1</b>	<b>0</b>	<b>1</b>	<b>0</b>	<b>0</b>	<b>0</b>	<b>8#</b>
24.	Fuad Reveiz	2	0	0	0	0	1	5	8

	PLAYER	GAMES	TD	TDR	TDP	TDRT	FG	PAT	PTS.
25.	Karim Abdul-Jabbar	3	1	1	0	0	0	0	6
	Dick Anderson	11	1	0	0	1	0	0	6
	Charlie Babb	9	1	0	0	1	0	0	6
	Aaron Craver	4	1	1	0	0	0	0	6
	A.J. Duhe	11	1	0	0	1	0	0	6
	Randal Hill	1	1	0	1	0	0	0	6
	Marv Fleming	10	1	0	1	0	0	0	6
	Roy Foster	12	1	0	1	0	0	0	6
	Irving Fryar	3	1	0	1	0	0	0	6
	Duriel Harris	7	1	0	1	0	0	0	6
	<b>J.J. Johnson</b>	<b>4</b>	<b>1</b>	<b>1</b>	<b>0</b>	<b>0</b>	<b>0</b>	<b>0</b>	<b>6</b>
	Terry Kirby	1	1	1	0	0	0	0	6
	Ronnie Lee	11	1	0	1	0	0	0	6
	Benny Malone	3	1	1	0	0	0	0	6
	Jim Mandich	11	1	0	1	0	0	0	6
	Dan Marino	18	1	1	0	0	0	0	6
	Tony Martin	8	1	0	1	0	0	0	6
	Mercury Morris	10	1	1	0	0	0	0	6
	Bernie Parmalee	7	1	1	0	0	0	0	6
	Willie Richardson	1	1	0	1	0	0	0	6
	Lamar Thomas	3	1	0	1	0	0	0	6
	Andre Tillman	1	1	0	1	0	0	0	6
	Howard Twilley	11	1	0	1	0	0	0	6
	Fulton Walker	9	1	0	0	1	0	0	6
	<b>Jed Weaver</b>	<b>2</b>	<b>1</b>	<b>0</b>	<b>1</b>	<b>0</b>	<b>0</b>	<b>0</b>	<b>6</b>
	Mike Williams	4	1	0	1	0	0	0	6
	Ronnie Williams	3	1	0	1	0	0	0	6
	David Woodley	5	1	1	0	0	0	0	6
53.	Stanley Pritchett	5	0	0	0	0	0	0	2#

# – two point conversion

## INTERCEPTIONS

	PLAYER	GAMES	NO.	YDS.	AVG.	LG	TD
1.	Dick Anderson	11	5	107	21.4	62	1
2.	Jake Scott	11	4	76	19.0	55	0
	Gerald Small	7	4	42	10.5	18	0
	A.J. Duhe	11	4	36	9.0	35	1
	Glenn Blackwood	11	4	27	6.8	19	0
	Lyle Blackwood	9	4	11	2.8	8	0
7.	Curtis Johnson	11	3	43	14.3	33	0
	Troy Vincent	5	3	2	0.7	2	0
9.	J.B. Brown	7	2	56	28.0	32	0
	<b>Brock Marion</b>	<b>6</b>	<b>2</b>	<b>50</b>	<b>25.0</b>	<b>31</b>	<b>0</b>
	Nick Buoniconti	11	2	38	19.0	32	0
	Don McNeal	10	2	36	18.0	20	0
	Louis Oliver	5	2	21	10.5	21	0
	Mike Kolen	10	2	16	8.0	11	0
	Doug Swift	11	2	12	6.0	12	0
	Jarvis Williams	4	2	0	0.0	0	0
16.	William Judson	10	1	34	34.0	34	0
	Bob Matheson	12	1	29	29.0	29	0
	Gene Atkins	3	1	26	26.0	26	0
	Frankie Smith	2	1	14	14.0	14	0
	Bryan Cox	5	1	7	7.0	7	0
	Terrell Buckley	6	1	6	6.0	6	0
	Paul Lankford	12	1	2	2.0	2	0
	Calvin Jackson	6	1	0	0.0	0	0
	Michael Stewart	3	1	0	0.0	0	0

# THE LAST TIME . . .

(playoffs)

## KICKOFF RETURNED FOR A TOUCHDOWN

By Dolphins – Fulton Walker vs. Washington, SB XVII (98 yards), 1/30/83

By Opponents – Charlie Rogers at Seattle (85 yards), 1/9/00

## PUNT RETURNED FOR A TOUCHDOWN

By Dolphins – None

By Opponents – Wes Chandler of San Diego (56 yards), 1/2/82

## INTERCEPTED PASS RETURNED FOR A TOUCHDOWN

By Dolphins – A.J. Duhe vs. N.Y. Jets (35 yards), 1/23/83

By Opponents – Tory James at Oakland (90 yards), 1/6/01

## FUMBLE RETURNED FOR A TOUCHDOWN

By Dolphins – None

By Opponents – Tony Brackens of Jacksonville (16 yards), 1/15/00

## OPPONENTS FUMBLE RETURNED FOR A TOUCHDOWN

By Dolphins – None

By Opponents – Tony Brackens of Jacksonville (16 yards), 1/15/00

## BLOCKED FIELD GOAL RETURNED FOR A TOUCHDOWN

By Dolphins – None

By Opponents – None

## BLOCKED PUNT RETURNED FOR A TOUCHDOWN

By Dolphins – Charlie Babb vs. Cleveland (5 yards), 12/24/72

By Opponents – None

## SAFETY SCORED

By Dolphins – Dan Pastorini of Houston runs out of end zone, 12/24/78

By Opponents – Reuben Davis at San Diego (tackles Bernie Parmalee in end zone), 1/8/95

## SHUTOUT

By Dolphins – at Miami 31, San Diego 0, 1/10/93

By Opponents – at Oakland 27, Miami 0, 1/6/01

## 200 YARDS RUSHING

By Dolphins – Lamar Smith vs. Indianapolis (209 yards), 12/30/00

By Opponents – None

## 100 YARDS RUSHING

By Dolphins – Lamar Smith vs. Indianapolis (209 yards), 12/30/00

By Opponents – Edgerrin James of Indianapolis (107 yards), 12/30/00

## 100 YARDS RUSHING IN A HALF

By Dolphins – None

By Opponents – Fred Taylor at Jacksonville (135 yards in first half), 1/15/00

## TWO 100-YARD RUSHERS

By Dolphins – None

By Opponents – None

## 100 YARDS RUSHING AND RECEIVING

By Dolphins – None

By Opponents – None

## 400 YARDS PASSING

By Dolphins – Dan Marino at Buffalo (422 yards), 12/30/95

By Opponents – Dan Fouts of San Diego (433 yards), 1/2/82

## 300 YARDS PASSING

By Dolphins – Dan Marino at Buffalo (422 yards), 12/30/95

By Opponents – Doug Flutie of Buffalo (360 yards), 1/2/99

## 200 YARDS RECEIVING

By Dolphins – None

By Opponents – Eric Moulds of Buffalo (240 yards), 1/2/99

## 100 YARDS RECEIVING

By Dolphins – O.J. McDuffie at Denver (118 yards), 1/9/99

By Opponents – Jimmy Smith at Jacksonville (136 yards), 1/15/00

## 100 YARDS RECEIVING IN A HALF

By Dolphins – O.J. McDuffie at Buffalo (111 yards in second half), 12/30/95

By Opponents – Eric Moulds of Buffalo (102 yards in first half; 138 yards in second half), 1/2/99



## **TWO 100-YARD RECEIVERS**

By Dolphins – Mark Duper (148 yards) and Tony Nathan (114 yards) vs. Pittsburgh, 1/6/85

By Opponents – James Lofton (149 yards) and Andre Reed (122 yards) at Buffalo, 1/12/91

## **FIVE TOUCHDOWN PASSES**

By Dolphins – None

By Opponents – None

## **FOUR TOUCHDOWN PASSES**

By Dolphins – Dan Marino vs. Pittsburgh, 1/6/85

By Opponents – Ken Stabler at Oakland, 12/21/74

## **THREE TOUCHDOWN PASSES**

By Dolphins – Dan Marino at San Diego, 1/8/95

By Opponents – Joe Montana of San Francisco (SB XIX), 1/20/85

## **FOUR TOUCHDOWN RECEPTIONS**

By Dolphins – None

By Opponents – None

## **THREE TOUCHDOWN RECEPTIONS**

By Dolphins – None

By Opponents – None

## **TWO TOUCHDOWN RECEPTIONS**

By Dolphins – Keith Jackson at San Diego, 1/8/85

By Opponents – Jimmy Smith at Jacksonville, 1/15/00

## **FOUR TOUCHDOWNS RUSHING**

By Dolphins – None

By Opponents – None

## **THREE TOUCHDOWNS RUSHING**

By Dolphins – Larry Csonka vs. Oakland, 12/30/73

By Opponents – None

## **TWO TOUCHDOWNS RUSHING**

By Dolphins – Lamar Smith vs. Indianapolis, 12/30/00, OT

By Opponents – Terrell Davis at Denver, 1/9/99

## **FOUR FIELD GOALS**

By Dolphins – None

By Opponents – Steve Christie (5) of Buffalo, 1/17/93

## **THREE FIELD GOALS**

By Dolphins – Olindo Mare vs. Buffalo, 1/2/99

By Opponents – Mike Vanderjagt of Indianapolis, 12/30/00

## **THREE INTERCEPTIONS**

By Dolphins – A.J. Duhe vs. N.Y. Jets, 1/23/83

By Opponents – None

## **TWO INTERCEPTIONS**

By Dolphins – Troy Vincent vs. San Diego, 1/10/93

By Opponents – Tony James at Oakland, 1/6/01

## **THREE SACKS**

By Dolphins – Trace Armstrong at Seattle, 1/9/00

By Opponents – None

## **TWO SACKS**

By Dolphins – Trace Armstrong (3) at Seattle, 1/9/00

By Opponents – Gary Walker at Jacksonville, 1/15/00

## **BLOCKED FIELD GOAL**

By Dolphins – William Judson vs. Seattle (Norm Johnson, 48 yards), 12/31/83

By Opponents – Leroy Jones of San Diego (Uwe von Schamann, 34 yards), 1/2/82

## **BLOCKED PUNT**

By Dolphins – Don McNeal vs. N.Y. Jets (Chuck Ramsey), 1/23/83

By Opponents – Corey Chamblin at Jacksonville (Tom Hutton), 1/15/00

## **MISSED POINT AFTER TOUCHDOWN ATTEMPT**

By Dolphins – Uwe von Schamann vs. Seattle, 12/31/83

By Opponents – Rolf Benirschke of San Diego, 1/16/83

## **TWO POINT CONVERSION**

By Dolphins – Stanley Pritchett run vs. Buffalo, 1/2/99

By Opponents – Ken Dilger pass from Peyton Manning of Indianapolis, 12/30/00

# HONORS

## ALL-NFL (FIRST TEAM)

- Dick Anderson (safety) – AP 1972-73; Writers 1972-73; NEA 1972-74; PFW 1973.  
 Bob Baumhower (defensive tackle) – SN 1981; AP 1983; PFW 1983.  
 Doug Betters (defensive end) – AP 1983; NEA 1983; SN 1983; Writers 1983; PFW 1983.  
 Larry Csonka (fullback) – AP 1971, 1973; PFW 1972-73; Writers 1971.  
 Bob Griese (quarterback) – AP 1971, 1977; Writers 1971, 1977; NEA 1971; PFW 1971, 1977.  
 Duriel Harris (kick returner) – PFW 1976.  
 Keith Jackson (tight end) – SN 1992.  
 Bob Kuechenberg (guard) – NEA 1975; AP 1978; PFW 1978.  
 Eric Laakso (tackle) – SN 1983.  
 ● Jim Langer (center) – AP 1974-75, 1977; Writers 1974-77; NEA 1974-77; PFW 1974-77.  
 ● Larry Little (guard) – Writers 1971-75, 1977; AP 1971-75; PFW 1971-73, 1975; NEA 1972-73.  
 Sam Madison (cornerback) – AP 1999-00, PFW 1999-00, SN 1999-00.  
 Olindo Mare (kicker) – AP 1999, PFW 1999, SN 1999.  
 Dan Marino (quarterback) – AP 1984-86; Writers 1984-86; NEA 1984; PFW 1984-86; SN 1984-86.  
 Nat Moore (wide receiver) – AP 1977; Writers 1977.  
 Earl Morrall (quarterback) – AP 1972.  
 Tony Nathan (kick returner) – AP 1979.  
 Ed Newman (guard) – NEA 1982; AP 1984; PFW 1984.  
 John Offerdahl (linebacker) – AP 1990; Writers 1990; PFW 1990; SN 1990; NEA 1990.  
 Fuad Reveiz (kicker) – PFW 1985.  
 Reggie Roby (punter) – AP 1984; Writers 1984; NEA 1984; PFW 1984-85; SN 1984.  
 Jake Scott (safety) – Writers 1973; AP 1973-74; PFW 1972, 1974.  
 Bill Stanfill (defensive end) – AP 1972; Writers 1973; NEA 1973.  
 \* Dwight Stephenson (center) – Writers 1983-87; NEA 1983-86; PFW 1983-87; AP 1984-87; SN 1984-86.  
 Pete Stoyanovich (kicker) – NEA 1991; AP 1992; SN 1992.  
 Jason Taylor (defensive end) – AP 2000; PFW 2000; SN 2000.  
 Zach Thomas (linebacker) – AP 1998-99.  
 Fulton Walker (kick returner) – Writers 1983; PFW 1983; SN 1983.  
 Paul Warfield (wide receiver) – AP 1971, 1973; NEA 1971-72; Writers 1971; PFW 1971.  
 Richmond Webb (tackle) – AP 1992, 1994; SN 1992, 1994; PFW 1994; Writers 1994.  
 ● Garo Yepremian (kicker) – Writers 1971, 1973; AP 1971, 1973; PFW 1971, 1973; NEA 1973.  
 Delvin Williams (running back) – AP 1978.

● All-NFL of the 1970s selected by Hall of Fame.

\* All-NFL of the 1980s selected by Hall of Fame.

## ALL-NFL (SECOND TEAM)†

- Dick Anderson (safety) – Writers 1973.  
 Trace Armstrong (defensive end) – AP 2000.  
 Bob Baumhower (defensive tackle) – AP 1979, 1981-82, 1984; NEA 1981-82.  
 Nick Buoniconti (linebacker) – AP 1972; Writers 1972; PFW 1973.  
 Mark Clayton (wide receiver) – AP 1984.  
 Larry Csonka (fullback) – AP 1972; Writers 1972; NEA 1973.  
 Manny Fernandez (defensive tackle) – NEA 1973.  
 Tim Foley (safety) – NEA 1979.  
 Irving Fryar (wide receiver) – AP 1994.  
 Keith Jackson (tight end) – AP 1992.  
 Bob Kuechenberg (guard) – Writers 1975; NEA 1977-78.  
 Jim Langer (center) – PFW 1973; AP 1976; NEA 1978.  
 Larry Little (guard) – NEA 1975, 1978; AP 1977-78.  
 Sam Madison (cornerback) – AP 1998.  
 Dan Marino (quarterback) – AP 1983, 1994-95; NEA 1985-86, 1992.  
 Earl Morrall (quarterback) – NEA 1972.  
 Ed Newman (guard) – AP 1981-83; NEA 1981, 1983.  
 John Offerdahl (linebacker) – AP 1986.  
 Louis Oliver (safety) – AP 1992.  
 \* Reggie Roby (punter) – NEA 1985, 1991; AP 1991.  
 Jake Scott (safety) – Writers 1972, 1975; AP 1972; NEA 1972-73.  
 Keith Sims (guard) – AP 1994.  
 Bill Stanfill (defensive end) – Writers 1974; NEA 1974; PFW 1973.

Dwight Stephenson (center) – AP 1983.  
 Pete Stoyanovich (kicker) – AP 1990; NEA 1992.  
 Uwe von Schamann (kicker) – AP 1982.  
 Paul Warfield (wide receiver) – AP 1972; Writers 1973; NEA 1973; PFW 1973.  
 Richmond Webb (tackle) – AP 1993, 1995.  
 Delvin Williams (running back) – NEA 1978.

† Writers discontinued Second Team in 1976

\* All-NFL of the 1980s selected by Hall of Fame

## ALL-AFC SELECTIONS\*

Dick Anderson (safety) – AP 1972-73; UPI 1972-73; SN 1972-74; PFW 1973.  
 Trace Armstrong (defensive end) – PFW 2000.  
 Bob Baumhower (defensive tackle) – SN 1979; PFW 1979, 1981, 1983; UPI 1981-83.  
 Doug Betters (defensive end) – UPI 1983; PFW 1983.  
 Nick Buoniconti (linebacker) – AP 1972.  
 Mark Clayton (wide receiver) – PFW 1984; UPI 1985.  
 Bryan Cox (linebacker) – UPI 1992; FN 1992.  
 Larry Csonka (fullback) – PFW 1970, 1973; AP 1972-73; UPI 1971-73; SN 1971-73.  
 Vern Den Herder (defensive end) – AP 1972.  
 A.J. Duhe (linebacker) – UPI 1981.  
 Mark Duper (wide receiver) – UPI 1984.  
 Norm Evans (tackle) – AP 1973; SN 1974.  
 Manny Fernandez (defensive tackle) – SN 1971.  
 Roy Foster (guard) – UPI 1985-86; PFW 1986.  
 Irving Fryar (wide receiver) – UPI 1994.  
 Bob Griese (quarterback) – SN 1970-71, 1973; AP 1971; UPI 1971, 1977; PFW 1971, 1977.  
 Durriel Harris (kick returner) – PFW 1976.  
 Larry Izzo (special teamer) – PFW 2000.  
 Keith Jackson (tight end) – UPI 1992.  
 Bob Kuechenberg (guard) – PFW 1974, 1978; SN 1975, 1978 (tackle).  
 Jim Langer (center) – PFW 1973-77; AP 1974-76; UPI 1973-77; SN 1973-77.  
 Larry Little (guard) – AP 1971-75; UPI 1971-75; SN 1971-74; PFW 1971, 1973, 1975.  
 Sam Madison (cornerback) – FN 1998-99; PFW 1999-00.  
 Olindo Mare (kicker) – PFW 1999.  
 Dan Marino (quarterback) – UPI 1983-86, 1992, 1994; FN 1992, 1994; PFW 1983-86.  
 Brock Marion (safety) – PFW 2000.  
 Nat Moore (wide receiver) – PFW 1977; SN 1977; UPI 1977.  
 Earl Morrall (quarterback) – AP 1972; SN 1972.  
 Tony Nathan (punt returner) – SN 1979.  
 Ed Newman (guard) – UPI 1982-84; PFW 1984.  
 John Offerdahl (linebacker) – UPI 1986, 1988, 1990; PFW 1986; FN 1990.  
 Louis Oliver (safety) – UPI 1992.  
 Reggie Roby (punter) – UPI 1984-85, 1991; PFW 1984-85, 1987; FN 1991.  
 Jake Scott (safety) – FN 1970; AP 1971-75; UPI 1971-73, 1975; SN 1972-73, 1975; PFW 1974.  
 Keith Sims (guard) – UPI 1994; FN 1994.  
 Bill Stanfill (defensive end) – UPI 1971-74; AP 1972-74; SN 1972-74; PFW 1973.  
 Dwight Stephenson (center) – UPI 1983-87; PFW 1983-87; FN 1983, 1986-87.  
 Pete Stoyanovich (kicker) – UPI 1992.  
 Jason Taylor (defensive end) – PFW 2000; FN 2000.  
 Fulton Walker (kick returner) – PFW 1983.  
 Paul Warfield (wide receiver) – AP 1971-73; UPI 1971, 1973; SN 1970-73; PFW 1971, 1973-74.  
 Richmond Webb (tackle) – UPI 1992-95; FN 1992-94.  
 Delvin Williams (running back) – UPI 1978; SN 1978; PFW 1978.  
 Garo Yepremian (kicker) – PFW 1971, 1973; SN 1971, 1973; AP 1973.

\*Only UPI, PFW and FN continue to choose All-AFC

### KEY TO AWARDS

AP – Associated Press; UPI – United Press International; NEA – Newspaper Enterprise Association;  
 SN – Sporting News; PFW – Pro Football Weekly; Writers – Pro Football Writers; FN – Football News.

## PRO BOWL SELECTIONS

(Starters Capitalized)

1970 – RB Larry Csonka, QB Bob Griese, WR Paul Warfield.  
 1971 – RB LARRY CSONKA, QB BOB GRIESE, G Larry Little, RB Mercury Morris, S Jake Scott (dnp), DE Bill Stanfill, WR PAUL WARFIELD.  
 1972 – S Dick Anderson, LB Nick Buoniconti (dnp), RB Larry Csonka (dnp), T Norm Evans, G

- LARRY LITTLE, RB Mercury Morris, S JAKE SCOTT, DE Bill Stanfill (dnp), WR Paul Warfield (dnp).
- 1973 – S DICK ANDERSON, LB Nick Buoniconti, RB Larry Csonka (dnp), QB Bob Griese, C JIM LANGER, G LARRY LITTLE, T Wayne Moore (dnp), RB Mercury Morris (dnp), S JAKE SCOTT, DE Bill Stanfill (dnp), WR Paul Warfield (dnp), K GARO YEPREMIAN.
- 1974 – S DICK ANDERSON, RB Larry Csonka, T Norm Evans, QB Bob Griese, G Bob Kuechenberg, C JIM LANGER, G LARRY LITTLE, DE BILL STANFILL, S Jake Scott (dnp), WR Paul Warfield.
- 1975 – G BOB KUECHENBERG, C JIM LANGER, S JAKE SCOTT.
- 1976 – C JIM LANGER.
- 1977 – QB BOB GRIESE, G Bob Kuechenberg, C JIM LANGER, WR NAT MOORE.
- 1978 – QB Bob Griese, G Bob Kuechenberg, C Jim Langer, RB DELVIN WILLIAMS, K GARO YEPREMIAN.
- 1979 – DT BOB BAUMHOWER, LB Kim Bokamper, S Tim Foley.
- 1980 – NO SELECTIONS.
- 1981 – DT BOB BAUMHOWER, G Ed Newman.
- 1982 – DT Bob Baumhower, RB Andra Franklin, G Ed Newman (dnp), G Bob Kuechenberg\*.
- 1983 – DT BOB BAUMHOWER, DE DOUG BETTERS, WR Mark Duper, G Bob Kuechenberg#, QB DAN MARINO (dnp), G ED NEWMAN, C DWIGHT STEPHENSON.
- 1984 – DT Bob Baumhower (dnp), WR Mark Clayton, LB A.J. Duhe, WR MARK DUPER, QB DAN MARINO, G ED NEWMAN, P REGGIE ROBY, C DWIGHT STEPHENSON.
- 1985 – WR Mark Clayton, G Roy Foster, QB DAN MARINO (dnp), C DWIGHT STEPHENSON.
- 1986 – WR Mark Clayton†, WR Mark Duper (dnp), G Roy Foster, QB DAN MARINO (dnp), LB JOHN OFFERDAHL, C DWIGHT STEPHENSON (dnp).
- 1987 – QB Dan Marino (dnp), LB John Offerdahl, C Dwight Stephenson (dnp).
- 1988 – WR Mark Clayton, LB JOHN OFFERDAHL (dnp), NT Brian Sochia<sup>‡</sup>.
- 1989 – TE Ferrell Edmunds, LB JOHN OFFERDAHL, P REGGIE ROBY.
- 1990 – DE Jeff Cross, TE Ferrell Edmunds, LB JOHN OFFERDAHL, T Richmond Webb.
- 1991 – WR MARK CLAYTON, QB Dan Marino (dnp), T Richmond Webb.
- 1992 – LB BRYAN COX, TE KEITH JACKSON (dnp), QB DAN MARINO, T RICHMOND WEBB.
- 1993 – FB Keith Byars, WR Irving Fryar†, TE Keith Jackson (dnp), G Keith Sims, T RICHMOND WEBB.
- 1994 – LB Bryan Cox, WR Irving Fryar, QB DAN MARINO (dnp), G KEITH SIMS, T RICHMOND WEBB.
- 1995 – LB Bryan Cox, QB DAN MARINO (dnp), G KEITH SIMS, T RICHMOND WEBB.
- 1996 – T Richmond Webb.
- 1997 – NO SELECTIONS.
- 1998 – DT TIM BOWENS (dnp).
- 1999 – CB SAM MADISON, K OLINDO MARE, LB ZACH THOMAS>.
- 2000 – DE TRACE ARMSTRONG, ST Larry Izzo, CB SAM MADISON, S Brock Marion, C Tim Ruddy@, DE JASON TAYLOR, LB Zach Thomas+.

\* Replaced injured Ed Newman  
 \$ Replaced injured Tim Krumrie  
 @ Replaced injured Tom Nalen

# Replaced injured John Hannah  
 ‡ Replaced injured Webster Slaughter  
 + Selected as need player

† Replaced injured Mark Duper  
 > Replaced Ray Lewis as starter

## MIAMI DOLPHINS LEADERSHIP AWARD

- |                         |                           |
|-------------------------|---------------------------|
| 1989 – WR/RB Jim Jensen | 1995 – QB Dan Marino      |
| 1990 – LB Hugh Green    | 1996 – WR Fred Barnett    |
| 1991 – LB Cliff Odum    | 1997 – QB Dan Marino      |
| 1992 – LB Bryan Cox     | 1998 – LB Zach Thomas     |
| 1993 – CB Troy Vincent  | 1999 – LB Zach Thomas     |
| 1994 – WR Irving Fryar  | 2000 – LB Derrick Rodgers |

## COMMUNITY SERVICE AWARD

- |                          |  |
|--------------------------|--|
| 1987 – CB Don McNeal     | 1996 – QB Dan Marino   |
| 1988 – K Fuad Reveiz     | 1997 – S Shawn Wooden  |
| 1989 – LB John Offerdahl | 1998 – QB Dan Marino   |
| 1990 – LB John Offerdahl | 1999 – CB Terrell Buckley, CB Ray Hill, S Calvin Jackson, CB Greg Jeffries, CB Sam Madison |
| 1991 – FB Tony Paige     | S Brock Marion, CB Patrick Surtain, CB Jerry Wilson, S Shawn Wooden                        |
| 1992 – S Liffort Hobley  | 2000 – DE Trace Armstrong, DE Jason Taylor, LB Zach Thomas                                 |
| 1993 – LB John Offerdahl |  |
| 1994 – LB Bryan Cox      |  |
| 1995 – LB Bryan Cox      |  |

## TOMMY FITZGERALD AWARD

(outstanding rookie in training camp, 1969-94)

- |                          |                          |
|--------------------------|--------------------------|
| 1969 – CB Lloyd Mumphord | 1982 – LB Charles Bowser |
| 1970 – LB Mike Kolen     | 1983 – QB Dan Marino     |



1971 – WR Otto Stowe  
 1972 – S Charlie Babb  
 1973 – WR Bo Rather  
 1974 – WR Nat Moore  
 1975 – S Barry Hill  
 1976 – LB Larry Gordon  
 1977 – DE A.J. Duhe and  
 DT Bob Baumhower  
 1978 – CB Gerald Small  
 1979 – K Uwe von Schamann  
 1980 – CB Don McNeal  
 1981 – RB Tom Vigorito

1984 – RB Joe Carter  
 1985 – RB Lorenzo Hampton  
 1986 – LB John Offerdahl  
 1987 – RB Troy Stradford  
 1988 – S Jarvis Williams  
 1989 – C Jeff Uhlenhake  
 1990 – T Richmond Webb  
 1991 – LB Bryan Cox  
 1992 – DE Marco Coleman  
 1993 – RB Terry Kirby  
 1994 – DT Tim Bowens

---

## COACH OF THE YEAR

---

### NFL

1970 – Don Shula, SN, PFW  
 1971 – Don Shula, FN  
 1972 – Don Shula, SN, PFW, FN

### AFC

1971 – Don Shula, AP, UPI, PFW  
 1972 – Don Shula, PFW  
 1993 – Don Shula, FN

---

## NFL MAN OF THE YEAR

---

1971 – Joe Robbie, FN  
 1982 – Don Shula, FN

1985 – Dwight Stephenson, NFL  
 1998 – Dan Marino, NFL

---

## BERT BELL AWARD

---

(NFL MVP as awarded by Maxwell Club)

1977 – QB Bob Griese

1984 – QB Dan Marino

---

## NFL DEFENSIVE PLAYER OF THE YEAR

---

(selected by AP)

1973 – S Dick Anderson

1983 – DE Doug Betters

---

## ROOKIE OF THE YEAR

---

1977 – LB A.J. Duhe, AP, PFW (NFL Defensive), UPI, SN (AFC)  
 1983 – QB Dan Marino, SN  
 1986 – LB John Offerdahl, Old Spice NFL, PFW (NFL Defensive, co-winner)  
 1987 – RB Troy Stradford, AP, NFL Films (Offensive), PFW (NFL Offensive)  
 1990 – T Richmond Webb, UPI (AFC), PFW, SN  
 1992 – DE Marco Coleman, FN (NFL Defensive)  
 1994 – DT Tim Bowens, AP (NFL Defensive), PFW (NFL Defensive)  
 1996 – LB Zach Thomas, Mackey Award (AFC Defensive)  
 1997 – LB Derrick Rodgers, Sports Illustrated (NFL Defensive)

---

## SUPER BOWL MVP

---

(selected by Sport Magazine)

1972 – S Jake Scott (Super Bowl VII)

● 1973 – FB Larry Csonka (Super Bowl VIII)

● All-Time Silver Anniversary Super Bowl Team

---

## PRO BOWL MVP

---

1973 – K Garo Yepremian

---

## NFL ALUMNI ASSOCIATION AWARDS

---

1984 – Dan Marino, NFL Quarterback of the Year  
 1985 – Dan Marino, NFL Quarterback of the Year  
 Dwight Stephenson, NFL Offensive Lineman of the Year  
 1986 – Dan Marino, NFL Quarterback of the Year  
 1998 – Zach Thomas, NFL Linebacker of the Year  
 1999 – Sam Madison, NFL Defensive Back of the Year  
 Olindo Mare, NFL Special Teams Player of the Year

---

## NFL PLAYERS ASSOCIATION AWARDS

---

- 1970 – Larry Little, AFC Offensive Lineman of the Year  
1971 – Bob Griese, AFC Quarterback of the Year  
Larry Little, AFC Offensive Lineman of the Year  
Mercury Morris, AFC Kick Returner of the Year  
Garó Yepremian, AFC Kicker of the Year  
1972 – Larry Little, AFC Offensive Lineman of the Year  
Earl Morrall, AFC Quarterback of the Year  
1977 – A.J. Duhe, AFC Defensive Rookie of the Year  
Leroy Harris, AFC Offensive Rookie of the Year  
1983 – Doug Betters, AFC Defensive Lineman of the Year  
Dwight Stephenson, AFC Offensive Lineman of the Year  
1984 – Dan Marino, AFC Most Valuable Player  
Dwight Stephenson, AFC Offensive Lineman of the Year  
1985 – Dwight Stephenson, AFC Offensive Lineman of the Year  
1986 – Dan Marino, AFC Most Valuable Player  
Dwight Stephenson, AFC Offensive Lineman of the Year  
1987 – Dwight Stephenson, AFC Offensive Lineman of the Year  
Troy Stradford, AFC Offensive Rookie of the Year  
1992 – Richmond Webb, AFC Offensive Lineman of the Year  
Marco Coleman, AFC Defensive Rookie of the Year  
1993 – Richmond Webb, AFC Co-Offensive Lineman of the Year  
1994 – Dan Marino, AFC Most Valuable Player; AFC Comeback Player of the Year  
Richmond Webb, AFC Offensive Lineman of the Year  
1996 – Zach Thomas, AFC Defensive Rookie of the Year
- 

## DOLPHINS IN FLORIDA SPORTS HALL OF FAME

---

- |                                   |                               |
|-----------------------------------|-------------------------------|
| LB Nick Buoniconti, 1969-76       | QB George Mira, 1971          |
| RB Rick Casares, 1966             | WR Nat Moore, 1974-86         |
| FB Larry Csonka, 1968-74, 1979    | President Joe Robbie, 1966-89 |
| QB Bob Griese, 1967-80            | Head Coach Don Shula, 1970-95 |
| Owner Wayne Huizenga, 1990-99     | WR Freddie Solomon, 1975-77   |
| Head Coach Jimmy Johnson, 1996-99 | WR Paul Warfield, 1970-74     |
| G Larry Little, 1969-80           | K Garó Yepremian, 1970-78     |
- 

## AFL ALL-STAR GAME

---

(1966-69)

- 1966 – DE Ed Cooke, LB Tom Erlandson, CB Jimmy Warren, S Willie West  
1967 – LB John Bramlett, WR Jack Clancy, QB Bob Griese, CB Dick Westmoreland  
1968 – QB Bob Griese, RB Jim Kiick, WR Karl Noonan  
1969 – George Wilson (coach), LB Nick Buoniconti, C Tom Goode, RB Jim Kiick, G Larry Little, DE Bill Stanfill
- 

## COLLEGE ALL-STAR GAME, CHICAGO

---

- 1966 – LB Frank Emanuel, Tennessee  
1967 – WR Jack Clancy, Michigan; QB Bob Griese, Purdue; T Jim Riley, Oklahoma  
1968 – TE Jim Cox, Miami (Fla.); RB Larry Csonka, Syracuse (MVP); RB Jim Kiick, Wyoming  
1969 – DT Bob Heinz, Pacific; DE Bill Stanfill, Georgia  
1970 – none selected  
1971 – CB Ron Dickerson, Kansas State  
1972 – DT Mike Kadish, Notre Dame  
1973 – Dolphins 14, All-Stars 3  
1974 – DE Don Reese, Jackson State; RB Benny Malone, Arizona State; CB Jeris White, Hawaii;  
Game cancelled during players' strike  
1975 – T Darryl Carlton, Tampa; QB/WR Freddie Solomon, Tampa; RB Stan Winfrey, Arkansas State  
1976 – LB Kim Bokamper, San Jose State; LB Larry Gordon, Arizona State; WR Duriel Harris, New Mexico State
- 

## THIRD DOWN AWARD

---

(most valuable, NEA, voted by players)

- |                      |                           |
|----------------------|---------------------------|
| 1966 – S Willie West | 1973 – LB Nick Buoniconti |
| 1967 – C Tom Goode   | 1974 – QB Bob Griese      |
| 1968 – QB Bob Griese | 1975 – QB Bob Griese      |
-

1969 – LB Nick Buoniconti  
1970 – WR Paul Warfield  
1971 – FB Larry Csonka  
1972 – FB Larry Csonka

1976 – WR Nat Moore  
1977 – WR Nat Moore  
1978 – RB Delvin Williams  
1979 – DE Vern Den Herder

(Discontinued in 1980)

---

## NFL'S UNSUNG PLAYER

---

1973– DE Manny Fernandez

---

## DOLPHIN HONOR ROLL

---

Sept. 16, 1990 – Founder Joe Robbie (1966-89)  
Nov. 19, 1990 – FB Larry Csonka (1968-74, 1979)  
Nov. 19, 1990 – QB Bob Griese (1967-80)  
Nov. 19, 1990 – C Jim Langer (1970-79)  
Nov. 19, 1990 – WR Paul Warfield (1970-74)  
Nov. 18, 1991 – LB Nick Buoniconti (1969-76)  
Nov. 16, 1992 – 1972 Undefeated Team  
Dec. 13, 1993 – G Larry Little (1969-80)  
Dec. 12, 1994 – C Dwight Stephenson (1980-87)  
Dec. 11, 1995 – G Bob Kuechenberg (1970-84)  
Nov. 25, 1996 – Head Coach Don Shula (1970-95)  
Dec. 5, 1999 – WR Nat Moore (1974-86)  
Sept. 17, 2000 – QB Dan Marino (1983-99)

---

## SILVER ANNIVERSARY TEAM

---

(selected by fans)

QB	Bob Griese (1967-80)	DE	Vern Den Herder (1971-81)
RB	Mercury Morris (1969-75)	DE	Doug Betters (1978-87)
FB	Larry Csonka (1968-74, 1979)	NT	Manny Fernandez (1968-75)
WR	Paul Warfield (1970-74)	LB	Bob Brudzinski (1981-89)
WR	Mark Clayton (1983-92)	LB	Larry Gordon (1976-82)
TE	Bruce Hardy (1978-89)	LB	John Offerdahl (1986-93)
G	Bob Kuechenberg (1970-84)	LB	Nick Buoniconti (1969-76)
G	Larry Little (1969-80)	CB	Tim Foley (1970-80)
T	Norm Evans (1966-75)	CB	Don McNeal (1980-89)
T	Jon Giesler (1979-88)	S	Dick Anderson (1968-77)
C	Dwight Stephenson (1980-87)	S	Jake Scott (1970-75)
K	Garop Yepremian (1970-78)	P	Reggie Roby (1983-92)

(Greatest Game - San Diego 41 at Miami 38 (OT) on Jan. 2, 1982)

---

## SPORTS ILLUSTRATED SPORTSMAN OF THE YEAR

---

1993 - Don Shula

# PLAYERS OF THE WEEK AND MONTH

Offensive/Defensive Player of the Week (1984-00)  
Special Teams Player of the Week (1993-00)  
Offensive/Defensive Player of the Month (1988-00)

---

### 1984

---

#### Player of the Week (4)

QB Dan Marino (Week 1 at Washington) – Offense  
QB Dan Marino (Week 5 at St. Louis) – Offense  
QB Dan Marino (Week 14 vs. L.A. Raiders) – Offense  
WR Mark Clayton (Week 16 vs. Dallas) – Offense

---

### 1985

---

#### Player of the Week (3)

QB Dan Marino (Week 4 at Denver) – Offense

QB Dan Marino (Week 14 at Green Bay) – Offense  
S Glenn Blackwood (Week 15 vs. Buffalo) – Defense

---

### 1986

---

#### Player of the Week (2)

LB John Offerdahl (Week 8 at Indianapolis) – Defense  
QB Dan Marino (Week 15 at L.A. Rams) – Offense

#### Player of the Month (1)

QB Dan Marino (November) – Offense

---

### 1987

---

#### Player of the Week (2)

RB Troy Stradford (Week 11 at Dallas) – Offense  
WR Mark Duper (Week 15 vs. Washington) – Offense

---

**1988**

---

**Player of the Week (3)**

LB Mark Brown (Week 5 vs. Minnesota) – Defense  
QB Dan Marino (Week 7 vs. San Diego) – Offense  
QB Dan Marino (Week 15 vs. Cleveland) – Offense

**Player of the Month (1)**

QB Dan Marino (October) – Offense

---

**1989**

---

**Player of the Week (3)**

QB Dan Marino (Week 2 at New England) – Offense  
S Louis Oliver (Week 5 vs. Cleveland) – Defense  
QB Dan Marino (Week 10 at N.Y. Jets) – Offense

---

**1990**

---

**Player of the Week (3)**

RB Sammie Smith (Week 1 at New England) – Offense  
QB Dan Marino (Week 14 vs. Philadelphia) – Offense  
QB Dan Marino (AFC First-Round Playoff Game vs. Kansas City) – Offense (NFL)

**Player of the Month (1)**

LB John Offerdahl & DE Jeff Cross (October) – Defense

---

**1991**

---

**Player of the Week (1)**

QB Dan Marino (Week 15 vs. Cincinnati) – Offense

---

**1992**

---

**Player of the Week (3)**

LB Bryan Cox (Week 4 at Seattle) – Defense  
S Louis Oliver (Week 5 at Buffalo) – Defense  
CB Troy Vincent (AFC Divisional Playoff Game vs. San Diego) – Defense (NFL)

**Player of the Month (1)**

LB Bryan Cox (September) – Defense

---

**1993**

---

**Player of the Week (4)**

QB Dan Marino (Week 4 at Buffalo) – Offense  
QB Scott Mitchell (Week 6 at Cleveland) – Offense  
QB Scott Mitchell (Week 9 vs. Kansas City) – Offense  
P Dale Hatcher (Week 12 vs. New England) – Special Teams

**Player of the Month (1)**

QB Scott Mitchell (October) – Offense

---

**1994**

---

**Player of the Week (5)**

QB Dan Marino (Week 1 vs. New England) – Offense  
K Pete Stoyanovich (Week 9 at New England) – Special Teams  
WR Mark Ingram (Week 13 at N.Y. Jets) – Offense  
RB Bernie Parmalee (Week 15 vs. Kansas City) – Offense  
QB Dan Marino (AFC First-Round Playoff Game vs. Kansas City) – Offense (NFL)

---

---

**1995**

---

**Player of the Week (2)**

QB Dan Marino (Week 14 vs. Atlanta) – Offense  
CB Terrell Buckley (Week 17 at St. Louis) – Defense

---

**1996**

---

**Player of the Week (2)**

RB Karim Abdul-Jabbar (Week 1 vs. New England) – Offense  
K Joe Nedney (Week 16 vs. Buffalo) – Special Teams

**Rookie of the Month (1)**

LB Zach Thomas (October) – Defense

---

**1997**

---

**Player of the Week (3)**

S Shawn Wooden (Week 1 vs. Indianapolis) – Defense  
LB Derrick Rodgers (Week 7 at N.Y. Jets) – Defense  
CB Terrell Buckley (Week 15 vs. Detroit) – Defense

---

**1998**

---

**Player of the Week (2)**

LB Robert Jones (Week 11 at Carolina) – Defense  
QB Dan Marino (Week 16 vs. Denver) – Offense

**Player of the Month (2)**

LB Zach Thomas (September) – Defense  
LB Robert Jones (December) – Defense

---

**1999**

---

**Player of the Week (9)**

QB Dan Marino (Week 1 at Denver) – Offense  
CB Sam Madison (Week 2 vs. Arizona) – Defense  
QB Dan Marino (Week 5 at Indianapolis) – Offense  
CB Sam Madison (Week 6 at New England) – Defense  
K Olindo Mare (Week 6 at New England) – Special Teams  
PR Nate Jacquet (Week 8 at Oakland) – Special Teams  
CB Sam Madison (Week 9 vs. Tennessee) – Defense  
K Olindo Mare (Week 15 vs. San Diego) – Special Teams  
DE Trace Armstrong (AFC First-Round Playoff Game vs. Seattle) – Defense (NFL)

**Player of the Month (1)**

K Olindo Mare (October) – Special Teams

---

**2000**

---

**Player of the Week (4)**

RB Lamar Smith (Week 1 vs. Seattle) – Offense  
S Brian Walker (Week 11 at San Diego) – Defense  
RB Lamar Smith (AFC First-Round Playoff Game vs. Indianapolis) – Offense (NFL)  
P Matt Turk (AFC First-Round Playoff Game vs. Indianapolis) – Special Teams (NFL)

**Rookie of the Month (1)**

T Todd Wade (October) – Offense

---

**DOLPHIN FACT**

The Dolphins are 20-18 in the playoffs. The Dolphins own a record of 6-4 in AFC First-Round Playoffs, 7-9 in Divisional Playoffs, 5-2 in AFC Championships and 2-3 in Super Bowls. In the playoffs, Miami is 15-5 at home, 3-10 on the road and 2-3 on neutral sites.



# LEAGUE LEADERS

## INDIVIDUAL

### POINTS

Year	Player	Total
1971	Garó Yepremian .....	117
1992	Pete Stoyanovich .....	124

### TOTAL TOUCHDOWNS

Year	Player	Total
1984	Mark Clayton .....	18
	(tied, Marcus Allen of L.A. Raiders)	
1997	Karim Abdul-Jabbar .....	16

### RUSHING TOUCHDOWNS

Year	Player	Total
1972	Mercury Morris .....	12
1997	Karim Abdul-Jabbar .....	15
	(tied, Terrell Davis of Denver)	

### RECEIVING TOUCHDOWNS

Year	Player	Total
1971	Paul Warfield .....	11
1977	Nat Moore .....	12
1984	Mark Clayton .....	18
1988	Mark Clayton .....	14

### FIELD GOALS

Year	Player	Total
1991	Pete Stoyanovich .....	31
	(tied, Chip Lohmiller of Washington)	
1992	Pete Stoyanovich .....	30
	(tied, Chip Lohmiller of Washington)	
1999	Olindo Mare .....	39*

### QUARTERBACK RATING

Year	Player	Total
1977	Bob Griese .....	88.0
1984	Dan Marino .....	108.9

### PASSING YARDS

Year	Player	Total
1984	Dan Marino .....	5,084*
1985	Dan Marino .....	4,137
1986	Dan Marino .....	4,746
1988	Dan Marino .....	4,434
1992	Dan Marino .....	4,116

### TOUCHDOWN PASSES

Year	Player	Total
1977	Bob Griese .....	22
1984	Dan Marino .....	48*
1985	Dan Marino .....	30
1986	Dan Marino .....	44

### PASS COMPLETIONS

Year	Player	Total
1984	Dan Marino .....	362
1985	Dan Marino .....	336
1986	Dan Marino .....	378
1988	Dan Marino .....	354

1992	Dan Marino .....	330
------	------------------	-----

### PASS ATTEMPTS

Year	Player	Total
1984	Dan Marino .....	564
1986	Dan Marino .....	623
1988	Dan Marino .....	606
1992	Dan Marino .....	554

### RECEPTIONS

Year	Player	Total
1998	O.J. McDuffie .....	90

### PUNTING

Year	Player	Total
1991	Reggie Roby .....	45.7
1996	John Kidd .....	46.3

### INTERCEPTIONS

Year	Player	Total
1967	Dick Westmoreland .....	10
1973	Dick Anderson .....	8
1999	Sam Madison .....	7
	(tied, four others)	

### KICKOFF RETURNS

Year	Player	Total
1976	Duriel Harris .....	32.9
1983	Fulton Walker .....	26.7

## TEAM

### MOST POINTS SCORED

Year	Total
1972	385
1984	513
1986	430

### FEWEST POINTS ALLOWED

Year	Total
1972	171
1973	150
1983	250
1998	265

### MOST TOTAL YARDS

Year	Total
1972	5036
1984	6936*
1994	6078

### FEWEST TOTAL YARDS ALLOWED

Year	Total
1972	2312
1983	3297

### MOST RUSHING YARDS

Year	Total
1971	2429
1972	2960

**MOST PASSING YARDS**

Year	Total
1984	5018*
1986	4779
1987	3876
1988	4516
1993	4353

**FEWEST PASSING YARDS ALLOWED**

Year	Total
1972	1290
1982	1027

\*NFL record

# DOLPHINS ANNUAL PERFORMANCE AWARDS

(selected by South Florida media;  
presented at annual awards dinner)

**MOST VALUABLE PLAYER**

1966	– RB Joe Auer
1967	– QB Bob Griese
1968	– QB Bob Griese
1969	– LB Nick Buoniconti
1970	– QB Bob Griese, WR Paul Warfield
1971	– QB Bob Griese
1972	– QB Earl Morrall
1973	– FB Larry Csonka
1974	– QB Bob Griese
1975	– C Jim Langer
1976	– LB Steve Towle
1977	– QB Bob Griese
1978	– RB Delvin Williams
1979	– FB Larry Csonka
1980	– QB David Woodley
1981	– RB Tony Nathan
1982	– FB Andra Franklin
1983	– QB Dan Marino
1984	– QB Dan Marino
1985	– QB Dan Marino
1986	– QB Dan Marino
1987	– QB Dan Marino
1988	– QB Dan Marino
1989	– QB Dan Marino
1990	– QB Dan Marino
1991	– QB Dan Marino
1992	– QB Dan Marino
1993	– FB Keith Byars
1994	– QB Dan Marino
1995	– QB Dan Marino
1996	– LB Zach Thomas
1997	– WR O.J. McDuffie
1998	– WR O.J. McDuffie
1999	– CB Sam Madison
2000	– DE Jason Taylor

**NEWCOMER OF THE YEAR**

1996	– LB Zach Thomas
1997	– DE Jason Taylor
1998	– LB Robert Jones
1999	– WR Tony Martin
2000	– RB Lamar Smith

**OUTSTANDING OFFENSIVE BACK**

(1966-95)

1966	– RB Joe Auer
1967	– QB Bob Griese
1968	– WR Karl Noonan
1969	– RB Jim Kiick
1970	– FB Larry Csonka, RB Jim Kiick
1971	– FB Larry Csonka
1972	– FB Larry Csonka
1973	– FB Larry Csonka
1974	– FB Larry Csonka
1975	– FB Don Nottingham, FB Norm Bulaich
1976	– QB Bob Griese
1977	– QB Bob Griese
1978	– RB Delvin Williams
1979	– FB Larry Csonka
1980	– QB David Woodley
1981	– RB Tony Nathan
1982	– FB Andra Franklin
1983	– QB Dan Marino
1984	– QB Dan Marino
1985	– QB Dan Marino
1986	– QB Dan Marino
1987	– QB Dan Marino
1988	– QB Dan Marino
1989	– QB Dan Marino
1990	– QB Dan Marino
1991	– RB Mark Higgs
1992	– QB Dan Marino
1993	– FB Keith Byars
1994	– QB Dan Marino
1995	– RB Bernie Parmalee

**OUTSTANDING RECEIVER**

(1971-95)

1971	– Paul Warfield
1972	– Paul Warfield
1973	– Paul Warfield
1974	– Nat Moore
1975	– Nat Moore
1976	– Nat Moore
1977	– Nat Moore
1978	– Nat Moore
1979	– Nat Moore
1980	– Durriel Harris

1981 – Duriel Harris  
 1982 – Duriel Harris  
 1983 – Mark Duper  
 1984 – Mark Clayton  
 1985 – Mark Clayton  
 1986 – Mark Duper  
 1987 – Mark Clayton  
 1988 – Mark Clayton  
 1989 – Mark Clayton  
 1990 – Mark Duper  
 1991 – Mark Clayton  
 1992 – Keith Jackson (TE)  
 1993 – Irving Fryar  
 1994 – Irving Fryar  
 1995 – O.J. McDuffie

---

## OUTSTANDING OFFENSIVE LINEMAN

---

(1966-95)

1966 – C Tom Goode  
 1967 – T Norm Evans  
 1968 – T Norm Evans  
 1969 – C Tom Goode  
 1970 – G Larry Little  
 1971 – G Larry Little  
 1972 – G Larry Little  
 1973 – C Jim Langer  
 1974 – C Jim Langer  
 1975 – C Jim Langer  
 1976 – C Jim Langer  
 1977 – C Jim Langer  
 1978 – G Bob Kuechenberg  
 1979 – G Bob Kuechenberg  
 1980 – G Ed Newman  
 1981 – G Ed Newman  
 1982 – C Dwight Stephenson  
 1983 – C Dwight Stephenson  
 1984 – C Dwight Stephenson  
 1985 – C Dwight Stephenson  
 1986 – C Dwight Stephenson  
 1987 – C Dwight Stephenson  
 1988 – T Ronnie Lee  
 1989 – T Jeff Dellenbach  
 1990 – T Richmond Webb  
 1991 – T Richmond Webb  
 1992 – T Richmond Webb  
 1993 – T Richmond Webb  
 1994 – T Richmond Webb  
 1995 – T Richmond Webb

---

## OUTSTANDING DEFENSIVE BACK

---

(1966-95)

1966 – S Willie West  
 1967 – CB Jimmy Warren  
 1968 – CB Jimmy Warren  
 1969 – to linebacker  
 1970 – to linebacker  
 1971 – S Jake Scott  
 1972 – S Dick Anderson  
 1973 – S Dick Anderson  
 1974 – CB Curtis Johnson  
 1975 – CB Curtis Johnson  
 1976 – S Charlie Babb  
 1977 – S Tim Foley  
 1978 – S Tim Foley  
 1979 – S Tim Foley

1980 – CB Don McNeal  
 1981 – S Glenn Blackwood  
 1982 – CB Don McNeal  
 1983 – CB William Judson  
 1984 – CB William Judson  
 1985 – CB William Judson  
 1986 – CB William Judson  
 1987 – CB Paul Lankford  
 1988 – S Jarvis Williams  
 1989 – S Jarvis Williams  
 1990 – S Jarvis Williams  
 1991 – S Louis Oliver  
 1992 – S Louis Oliver  
 1993 – CB Troy Vincent  
 1994 – CB Troy Vincent  
 1995 – CB Troy Vincent

---

## OUTSTANDING LINEBACKER

---

(1969-95)

1969 – Ed Weisacosky  
 1970 – Nick Buoniconti  
 1971 – Nick Buoniconti  
 1972 – Nick Buoniconti  
 1973 – Nick Buoniconti  
 1974 – Nick Buoniconti  
 1975 – Bob Matheson  
 1976 – Steve Towle  
 1977 – Steve Towle  
 1978 – Larry Gordon  
 1979 – Larry Gordon  
 1980 – Kim Bokamper  
 1981 – Earnie Rhone  
 1982 – A.J. Duhe  
 1983 – Bob Brudzinski  
 1984 – Bob Brudzinski  
 1985 – Hugh Green  
 1986 – John Offerdahl  
 1987 – John Offerdahl  
 1988 – John Offerdahl  
 1989 – Barry Krauss  
 1990 – John Offerdahl  
 1991 – Bryan Cox  
 1992 – Bryan Cox  
 1993 – Bryan Cox  
 1994 – Bryan Cox  
 1995 – Bryan Cox

---

## OUTSTANDING DEFENSIVE LINEMAN

---

(1966-95)

1966 – DE Ed Cooke  
 1967 – DT Ray Jacobs  
 1968 – DT Manny Fernandez  
 1969 – DT Manny Fernandez  
 1970 – DT Manny Fernandez  
 1971 – DT Manny Fernandez  
 1972 – DT Manny Fernandez  
 1973 – DT Manny Fernandez  
 1974 – DE Vern Den Herder  
 1975 – DE Vern Den Herder  
 1976 – DE Vern Den Herder  
 1977 – DE A.J. Duhe,  
                   DT Bob Baumhower  
 1978 – DE Vern Den Herder  
 1979 – DE Vern Den Herder  
 1980 – DT Bob Baumhower

1981 – DT Bob Baumhower  
 1982 – DT Bob Baumhower  
 1983 – DE Doug Betters  
 1984 – DE Doug Betters  
 1985 – DT Mike Charles  
 1986 – DE T.J. Turner  
 1987 – DE John Bosa  
 1988 – DT Brian Sochia  
 1989 – DE Jeff Cross  
 1990 – DE Jeff Cross  
 1991 – DE Jeff Cross  
 1992 – DE Marco Coleman  
 1993 – DE Jeff Cross  
 1994 – DT Tim Bowens  
 1995 – DE Marco Coleman

## ROOKIE OF THE YEAR

(1966-95)

1966 – LB Frank Emanuel  
 1967 – WR Jack Clancy  
 1968 – RB Jim Kiick  
 1969 – DE Bill Stanfill  
 1970 – S Jake Scott  
 1971 – none  
 1972 – none  
 1973 – none  
 1974 – WR Nat Moore  
 1975 – LB Steve Towle  
 1976 – WR Duriel Harris  
 1977 – CB Norris Thomas  
 1978 – CB Gerald Small  
 1979 – K Uwe von Schamann  
 1980 – QB David Woodley  
 1981 – FB Andra Franklin  
 1982 – LB Charles Bowser  
 1983 – QB Dan Marino  
 1984 – LB Jay Brophy  
 1985 – K Fuad Reveiz  
 1986 – LB John Offerdahl

1987 – RB Troy Stradford  
 1988 – S Jarvis Williams  
 1989 – S Louis Oliver  
 1990 – T Richmond Webb  
 1991 – LB Bryan Cox  
 1992 – DE Marco Coleman  
 1993 – RB Terry Kirby  
 1994 – DT Tim Bowens  
 1995 – T Billy Milner

## OUTSTANDING SPECIAL TEAMS PLAYER (WIOD)

(1972-95)

1972 – CB Lloyd Mumphord  
 1973 – LB Bruce Bannon  
 1974 – FB Don Nottingham  
 1975 – S Barry Hill  
 1976 – KR Freddie Solomon  
 1977 – G Ed Newman  
 1978 – CB Charles Cornelius,  
     P George Roberts  
 1979 – RB Tony Nathan  
 1980 – S Don Bessillieu  
 1981 – RB Tom Vigorito  
 1982 – K Uwe von Schamann  
 1983 – CB Robert Sowell  
 1984 – P Reggie Roby  
 1985 – TE Bruce Hardy  
 1986 – CB Reyna Thompson  
 1987 – S Liffort Hobley  
 1988 – WR/RB Jim Jensen  
 1989 – K Pete Stoyanovich  
 1990 – CB Kerry Glenn  
 1991 – P Reggie Roby  
     K Pete Stoyanovich  
 1992 – K Pete Stoyanovich  
 1993 – WR O.J. McDuffie  
 1994 – CB Sean Hill  
 1995 – CB Sean Hill



## DOLPHIN FACT

Along with the Minnesota Vikings, the Dolphins are one of only two NFL teams to have qualified for the playoffs each of the last four seasons (1997-00). In addition, the Vikings and Dolphins are the only two NFL teams to have reached the Divisional round of the playoffs each of the past three years (1998-00).



## DOLPHIN FACT

The Miami Dolphins have held an opponent scoreless 27 times (24 times in the regular season and three in the playoffs) in the history of the franchise, including a high of seven shutouts of the Baltimore/Indianapolis Colts. Miami has recorded 18 shutouts at home and nine on the road.

The Dolphins have been held scoreless a total of 12 times (11 regular season, 1 playoff), including twice by the Buffalo Bills, Baltimore/Indianapolis Colts and Kansas City Chiefs. Miami has been shut out three times at home and nine times on the road.



# DOLPHINS IN THE HALL OF FAME

## DON SHULA


**Head Coach (1970-95)  
Vice Chairman (1996-2001)**

**Born: 1/4/30**

**College: John Carroll '51**

**Player: 1951-57 • Ass't Coach: 1960-62**

**Head Coach: 1963-95 • Year Inducted: 1997**



On July 26, 1997, Don Shula capped an illustrious career when he was inducted into the Pro Football Hall of Fame in Canton, Ohio, following his election into that shrine on January 25, 1997, his first year of eligibility. Shula's unanimous election to the Hall was the ultimate honor in a career full of record-setting accomplishments.

Starting with the 1996 season, Shula has served as Vice-Chairman of the Miami Dolphins, having been named to that position on January 5, 1996. This year marks his 32nd season with the Dolphins, a tenure that started when he was named Head Coach of the club in 1970.

Shula's record as head coach of the Dolphins (1970-95) and before that as head coach of the Baltimore Colts (1963-69) is unmatched in National Football League history. In 1995 he concluded his 33rd season as an NFL head coach and his 26th season as head coach of the Dolphins. He owns a career record of 347-173-6 (.665), including a regular season mark of 328-156-6 (.676), and is the winningest coach in NFL history. On November 14, 1993 in Philadelphia, when the Dolphins defeated the Philadelphia Eagles 19-14, Shula won his 325th career game, moving him past the immortal George Halas (324-151-31) and setting an NFL record for most career victories, a mark once thought to be unreachable. Shula's 328 regular season wins also is an NFL record, surpassing Halas' former NFL mark of 318 regular season victories. Shula and Halas are the only NFL coaches to win 300 or more career games, as Shula recorded his 300th career win on September 22, 1991, with a 16-13 triumph over Green Bay in just his 29th year as an NFL head coach, as compared to 36 seasons for Halas to accomplish that feat.

In addition, Shula won Super Bowl titles in 1972 and 1973, one of only five coaches in NFL history to win consecutive Super Bowls. His 1972 team went 17-0, recording the only undefeated season in NFL annals. He has appeared in more Super Bowls (six) than any other coach, and is one of only two coaches (along with Buffalo's Marv Levy) to reach the Super Bowl three straight seasons (1971-73). He also advanced to the Super Bowl with the Dolphins in 1982 and 1984, as well as in 1968 as head coach of the Colts.

A remarkable 20 times in 33 seasons, Shula's teams reached the playoffs. His teams won at least ten games 21 times in those 33 years, and he suffered only two losing seasons (1976, 1988) in that span. He averaged more than ten wins per season in his career (347 wins in 33 years as a head coach), and he was the youngest coach to win 100, 200 and 300 games each.

During Shula's tenure with the Dolphins, from the time he replaced George Wilson on February 18, 1970 to become the franchise's second-ever head coach through his final season in 1995, his winning percentage of .658 (257-133-2) during that time was the best record in all of professional sports. The Dolphins either won or shared first place in the AFC East 15 times in the 26 years under Shula, and reached the playoffs 16 times. His ultimate achievement was the NFL's only unbeaten, untied record of 17-0 in 1972, capped by a 14-7 win over the Washington Redskins in Super Bowl VII. He won a second consecutive Super Bowl title in 1973, defeating the Minnesota Vikings 24-7 in Super Bowl VIII, and compiled an overall record of 32-2 in those back-to-back seasons, a two-year mark that has yet to be surpassed.

Before joining the Dolphins, Shula spent seven years (1963-69) as head coach of the Baltimore Colts. In that span he compiled a record of 73-26-4 (.728) and advanced to the

playoffs four times, including two appearances in the NFL Championship Game, in 1964 and 1968 after 12-2 and 13-1 campaigns, respectively. He was the youngest head coach (33 years old) in the history of the NFL when he was named the Colts' head coach in 1963.

Shula succeeded Weeb Ewbank as head coach in Baltimore after serving three years (1960-62) as defensive coordinator of the Detroit Lions, with the team going 26-13-1 in that period. Shula entered the coaching ranks with an assistant's job at Virginia (1958) and Kentucky (1959) before joining the Lions.

Shula broke into the NFL as the lone rookie on Coach Paul Brown's defending NFL champion Cleveland Browns in 1951. He was involved in the largest trade in modern NFL history, a 15-player deal with Baltimore in 1953, and Shula played four seasons with the Colts (1953-56) and one season at Washington (1957) at right cornerback. He had 21 career interceptions for 247 yards in seven seasons. In college, he was a running back at John Carroll University in Cleveland, and in 1950 he gained 125 yards when the Blue Streaks upset Syracuse, 21-15.

Shula also contributed to the growth of the NFL off the field by serving from 1975 through 1995 (including the last two years in that span as co-chairman along with George Young of the New York Giants) on the league's influential Competition Committee, which evaluates and recommends changes in playing rules as well as regulations designed to improve the safety of playing conditions.

In addition to his own election to the Pro Football Hall of Fame, Shula was further honored by being selected to present five other members for induction into the Hall (Larry Csonka, Bob Griese, Jim Langer, Larry Little, and Dwight Stephenson), including two (Csonka and Langer) in the same day.

Along with his football responsibilities, Shula always has given considerable time, plus financial and emotional support, to many area charities. The Don Shula Foundation, formed primarily to assist breast cancer research, was established as a tribute to his late wife, Dorothy. Shula also has been active in the American Cancer Society, March of Dimes, American Red Cross, the United Way, and Catholic Charities.

A member of the Class of 1951 at John Carroll, Shula helps fund a \$1 million chair in the University's Department of Philosophy. On May 17, 1994, John Carroll University showed its appreciation for Shula's support of the school by naming its athletic complex the Don Shula Sports Center. Shula also has received honorary doctorate degrees from John Carroll, St. Thomas University, the University of Miami, and Florida Atlantic University.

Because of his success on the football field and his long-time civic and charitable service, Shula has received countless prestigious awards recognizing his contributions, including the 1993 Sports Illustrated Sportsman of the Year Award and the 1994 Horatio Alger Award. In addition, along with Ken Blanchard, in 1995 Shula co-authored "Everyone's A Coach," a highly acclaimed book that outlines the application of their managerial philosophies for business and personal success. Shula personifies those business principles himself, serving as an equity partner in two highly successful enterprises, Don Shula's Hotel and Golf Club along with Don Shula's Steakhouse, Inc.

Shula's oldest son Dave, 42, and his wife Leslie have three sons, Danny, Christopher, and Matthew. David served as the Head Coach of the Cincinnati Bengals from 1992-96, and when Don Shula's Dolphins played Dave Shula's Bengals on October 2, 1994 in Cincinnati's Riverfront Stadium, it marked the first time ever in professional sports that a father and son faced each other as head coaches. Dave currently is President of Don Shula Steakhouse, Inc.

Shula's other son Mike, 36, rejoined the Dolphins in 2000 after serving the four previous seasons as the offensive coordinator of the Tampa Bay Buccaneers; he also spent the 1991-92 seasons as a coaches' assistant under his father in Miami. Mike and his wife, Shari, have one daughter, Samantha.

Mike and Dave Shula presented their father for induction into the Pro Football Hall of Fame in 1997, becoming the first pair ever to present a Hall of Famer for induction.

Shula's oldest daughter, Donna, has five children, Alex, Lindsey, Tyler, Calvin, and Carly, and is married to Steve Cohen. Another daughter, Sharon, currently serves as the Director of Development of the Don Shula Foundation and resides in New York. Youngest daughter Annie lives and works in Broward County.

Shula and his wife, Mary Anne, reside in Miami and continue to be very active in charitable and community affairs. They were married on October 16, 1993, and their family together now includes eight children and 12 grandchildren.

# SHULA'S 33-YEAR RECORD

YEAR	TEAM	W	L	T	PCT.	FINISH
1963	Baltimore .....	8	6	0	.571	3rd, NFL West Conf.
1964*	Baltimore .....	12	2	0	.857	1st, NFL West Conf.
1965	Baltimore .....	10	3	1	.750	T-1st, NFL West Conf.
1966	Baltimore .....	9	5	0	.643	2nd, NFL West Conf.
1967	Baltimore .....	11	1	2	.857	T-1st, NFL Coastal
1968*	Baltimore .....	13	1	0	.929	1st, NFL Coastal
1969	Baltimore .....	8	5	1	.607	2nd, NFL Coastal
1970	Miami .....	10	4	0	.714	2nd, AFC East
1971*	Miami .....	10	3	1	.750	1st, AFC East
1972**	Miami .....	14	0	0	1.000	1st, AFC East
1973**	Miami .....	12	2	0	.857	1st, AFC East
1974	Miami .....	11	3	0	.786	1st, AFC East
1975	Miami .....	10	4	0	.714	T-1st, AFC East
1976	Miami .....	6	8	0	.429	3rd, AFC East
1977	Miami .....	10	4	0	.714	T-1st, AFC East
1978	Miami .....	11	5	0	.688	T-1st, AFC East
1979	Miami .....	10	6	0	.625	1st, AFC East
1980	Miami .....	8	8	0	.500	3rd, AFC East
1981	Miami .....	11	4	1	.719	1st, AFC East
1982*	Miami .....	7	2	0	.777	1st, AFC East
1983	Miami .....	12	4	0	.750	1st, AFC East
1984*	Miami .....	14	2	0	.875	1st, AFC East
1985	Miami .....	12	4	0	.750	1st, AFC East
1986	Miami .....	8	8	0	.500	3rd, AFC East
1987	Miami .....	8	7	0	.533	T-2nd, AFC East
1988	Miami .....	6	10	0	.375	5th, AFC East
1989	Miami .....	8	8	0	.500	T-2nd, AFC East
1990	Miami .....	12	4	0	.750	2nd, AFC East
1991	Miami .....	8	8	0	.500	T-2nd, AFC East
1992	Miami .....	11	5	0	.688	1st, AFC East
1993	Miami .....	9	7	0	.563	2nd, AFC East
1994	Miami .....	10	6	0	.625	1st, AFC East
1995	Miami .....	9	7	0	.563	T-2nd, AFC East

\*NFL runner-up

\*\*NFL Champion

	REGULAR SEASON				ALL GAMES			
	W	L	T	PCT.	W	L	T	PCT.
Baltimore Totals .....	71	23	4	.745	73	26	4	.728
Miami Totals .....	257	133	2	.658	274	147	2	.650
33-YEAR TOTALS .....	328	156	6	.676	347	173	6	.665

# NFL'S TOP 20 COACHES

(based on career wins)

COACH	YEARS	TEAMS	REGULAR SEASON				CAREER			
			W	L	T	PCT.	W	L	T	PCT.
DON SHULA	33	COLTS, DOLPHINS	328	156	6	.676	347	173	6	.665
George Halas	40	Bears	318	148	31	.671	324	151	31	.671
Tom Landry	29	Cowboys	250	162	6	.605	270	178	6	.601
Curley Lambeau	33	Packers, Cardinals Redskins	226	132	22	.623	229	134	22	.623
Chuck Noll	23	Steelers	193	148	1	.563	209	156	1	.572
Chuck Knox	22	Rams, Bills, Seahawks	186	147	1	.558	193	158	1	.550
Dan Reeves	20	Broncos, Giants, Falcons	171	140	1	.550	181	148	1	.550
Paul Brown	21	Browns, Bengals	166	100	6	.621	170	108	6	.609



COACH	YEARS	TEAMS	REGULAR SEASON				CAREER			
			W	L	T	PCT.	W	L	T	PCT.
Bud Grant	18	Vikings	158	96	5	.620	168	108	5	.607
Marv Levy	17	Chiefs, Bills	143	113	0	.558	154	120	0	.562
Steve Owen	23	Giants	151	100	17	.595	153	108	17	.581
M. Schottenheimer	15	Browns, Chiefs	145	85	1	.630	150	96	1	.609
Bill Parcells	15	Giants, Patriots, Jets	138	100	1	.579	149	106	1	.584
Joe Gibbs	12	Redskins	124	60	0	.674	140	65	0	.683
Hank Stram	17	Chiefs, Saints	131	97	10	.571	136	100	10	.573
Weeb Ewbank	20	Colts, Jets	130	129	7	.502	134	130	7	.507
Mike Ditka	14	Bears, Saints	121	95	0	.560	127	101	0	.557
Sid Gillman	18	Rams, Chargers, Oilers	122	99	7	.550	123	104	7	.541
George Seifert	10	49ers, Panthers	113	47	0	.706	123	52	0	.703
Jim Mora	14	Saints, Colts	119	96	0	.553	119	102	0	.538

## SHULA'S MILESTONES

Don Shula passed the immortal George Halas to become the winningest coach in NFL history when he registered victory number 325 in Miami's 19-14 win at Philadelphia on November 14, 1993. Shula concluded coaching with a career record of 347-173-6 (.665). On December 25, 1994, in Miami's 27-20 win over Detroit, Shula won the 319th regular season game of his career and broke the NFL record for most regular season coaching wins by Halas (318 wins). Shula owned a 328-156-6 (.676) regular season record. In 1991, Shula joined Halas (324 wins) as the only NFL coaches with 300 or more career wins. Shula accomplished his milestone 300th career win with a 16-13 triumph over the Green Bay Packers on September 22, 1991. Shula won the 300th regular-season game of his coaching career with a 16-13 overtime win at New England on December 27, 1992.

Shula added another historic career milestone in Miami's 30-7 win over the Buffalo Bills on September 16, 1990, as he recorded his 200th regular season victory since joining the Dolphins in 1970. Shula joined Hall of Fame coaches Curley Lambeau (Green Bay), George Halas (Chicago) and Tom Landry (Dallas) as the only NFL coaches to earn 200 or more regular season wins with one NFL club.

### CAREER NFL WINS

CAREER WIN NO.	OPPONENT	SCORE	DATE	OPPOSING HEAD COACH
1	at San Francisco	20-14	9/22/63	Red Hickey
50	New Orleans	30-10	12/10/67	Tom Fears
100	San Diego	24-10	10/15/72	Harland Svare
150	N.Y. Jets	16-0	9/26/76	Lou Holtz
200	at New England	30-27 (OT)	11/8/81	Ron Erhardt
250	at Buffalo	23-14	11/24/85	Hank Bullough
300	Green Bay	16-13	9/22/91	Lindy Infante
324	Kansas City	30-10	10/31/93	Marty Schottenheimer
325	at Philadelphia	19-14	11/14/93	Rich Kotite
347	at St. Louis	41-22	12/24/95	Rich Brooks

### REGULAR-SEASON NFL WINS

REGULAR SEASON WIN NO.	OPPONENT	SCORE	DATE	OPPOSING HEAD COACH
1	at San Francisco	20-14	9/22/63	Red Hickey
50	New Orleans	30-10	12/10/67	Tom Fears
100	New England	52-0	11/12/72	Phil Bengtson
150	at N.Y. Jets	14-10	11/6/77	Walt Michaels
200	Buffalo	27-10	12/27/82	Chuck Knox
250	Pittsburgh	35-24	11/1/87	Chuck Noll
300	at New England	16-13(OT)	12/27/92	Dick MacPherson
318	Kansas City	45-28	12/12/94	Marty Schottenheimer
319	Detroit	27-20	12/25/94	Wayne Fontes
328	at St. Louis	41-22	12/24/95	Rich Brooks



## REGULAR-SEASON WINS WITH DOLPHINS

REGULAR SEASON WIN NO.	OPPONENT	SCORE	DATE	OPPOSING HEAD COACH
1	at Houston	20-10	9/27/70	Wally Lemm
50	Kansas City	9-3	10/20/74	Hank Stram
100	Green Bay	27-7	10/28/79	Bart Starr
150	at New England	44-24	10/21/84	Ron Meyer
200	Buffalo	30-7	9/16/90	Marv Levy
250	at New England	20-3	9/10/95	Bill Parcells

## REGULAR-SEASON GAMES AS NFL COACH

REGULAR-SEASON GAME NO.	OPPONENT	SCORE	DATE	OPPOSING HEAD COACH
1	N.Y. Giants	28-37	9/15/63	Allie Sherman
50	Washington	37-10	11/6/66	Otto Graham
100	at Houston	20-10	9/27/70	Wally Lemm
150	Kansas City	9-3	10/20/74	Hank Stram
200	Buffalo	31-14	12/17/77	Jim Ringo
250	Pittsburgh	30-10	9/10/81	Chuck Noll
300	at San Diego	28-34	11/18/84	Don Coryell
350	at Philadelphia	28-10	12/13/87	Buddy Ryan
400	New England	17-10	10/18/90	Rod Rust
450	at N.Y. Jets	10-27	11/7/93	Bruce Coslett

# NICK BUONICONTI

## Linebacker

**Born:** 12/15/40

**College:** Notre Dame '62

**NFL:** 1962-76

**Dolphins:** 1969-76

**Year Inducted:** 2001

# 85



Nick Buoniconti, the driving force of the Dolphins' famed "No-Name Defense," inspired his teammates with his outstanding play and fiery leadership. During his seven years with the Dolphins the team advanced to three straight Super Bowls (1971-73) and won twice (1972, 1973), with one of those wins coming after their unparalleled undefeated season in 1972. Buoniconti was only 5-11 and 220 pounds and was considered to be too small to play middle linebacker. However, as many coaches noted, he always "played bigger than his size" during a stellar 14-year career with the Dolphins and the Boston Patriots.

The first member of the Dolphins defense to be elected to the Hall of Fame, Buoniconti joined the team in 1969 after playing seven seasons with the Patriots. During his tenure with the Dolphins, he was named the team's Most Valuable Player three times (1969, 1970, 1973) and was named to the AFL All-Star game in 1969 and was selected to two Pro Bowls (1973, 1974) following the merger of the two leagues. In 1990, he was voted as a linebacker on the Dolphins' Silver Anniversary all-time team, and on November 18, 1991, he was enshrined on the Dolphin Honor Roll at Pro Player Stadium.

Before joining the Dolphins, Buoniconti helped the Patriots capture the 1963 AFL Eastern Division title, and he played in five AFL All-Star games. Overall in his 14-year career, he played in 183 games and recorded 32 career interceptions. He was named to the All-Time AFL team in 1970, and overall was named a first team All-AFL/AFC choice eight times.

A native of Springfield, Massachusetts, Buoniconti had an outstanding collegiate career at Notre Dame. Following his retirement from the Dolphins, he and his son, Marc, were the driving forces behind the establishment of the Miami Project to Cure Paralysis, one of the world's leading research and treatment centers for spinal cord injuries.

Buoniconti was elected to the Hall of Fame in 2001 after being named for the first time that year as a nominee from the pre-1976 era by the Hall's Seniors Committee.

# NICK BUONICONTI'S CAREER STATISTICS

YEAR	TEAM	G	TACK.	ASST.	TOTAL	FUM. REC.	INT.	YDS.	AVG.	TD
1962	Boston	14	NA	NA	NA	NA	2	3	1.5	0
1963	Boston	14	NA	NA	NA	NA	3	42	14.0	0
1964	Boston	14	NA	NA	NA	NA	5	75	15.0	0
1965	Boston	14	NA	NA	NA	NA	3	31	10.3	0
1966	Boston	14	NA	NA	NA	NA	4	43	10.8	0
1967	Boston	13	NA	NA	NA	NA	4	7	1.8	0
1968	Boston	8	NA	NA	NA	NA	3	22	7.3	0
1969	Miami	13	79	35	114	1	3	27	9.0	0
1970	Miami	14	96	49	145	0	0	0	0.0	0
1971	Miami	14	86	40	126	0	1	16	16.0	0
1972	Miami	14	72	74	146	0	2	17	8.5	0
1973	Miami	13	91	71	162	2	0	0	0.0	0
1974	Miami	13	51	49	100	0	2	29	14.5	0
1975	Miami	INJURED RESERVE								
1976	Miami	11	32	38	70	0	0	0	0.0	0
15-YEAR TOTALS		183	NA	NA	NA	3	32	312	9.8	0
MIAMI TOTALS		92	507	356	863	3	8	89	11.1	0

## ADDITIONAL STATS

**Sacks:** 2 in 1969, 1 in 1971, 1 in 1972, 1 in 1973, 1 in 1976

**Touchdowns:** 1 fumble recovery in 1973

**Kickoff Returns:** 1 for 8 yards in 1962

**Blocked Kicks:** 1 PAT in 1976

# LARRY CSONKA



## Fullback

**Born:** 12/25/46

**College:** Syracuse '68

**NFL:** 1968-74, 1976-79

**Dolphins:** 1968-74, 1979

**Year Inducted:** 1987

# 39

Larry Csonka ranks as the Dolphins' all-time leading rusher with 1,506 carries for 6,737 yards (4.5 average) and 53 TDs. A five-time Pro Bowl selection, he put together three consecutive 1,000-yard seasons (1971-73) as Miami advanced to the Super Bowl each year. Csonka shined in those three Super Bowls, averaging 6.3 yards a carry and going over 100 yards rushing in two of them. Originally drafted in the first round out of Syracuse in 1968, he was named the MVP of Super Bowl VIII after carrying 33 times for 145 yards and two touchdowns as the Dolphins steamrolled the Minnesota Vikings, 24-7, for their second straight NFL title. Called a "modern-day Bronko Nagurski" by Dolphin coach Don Shula, "Zonk" also played three seasons with the N.Y. Giants (1976-78) and one year with the Memphis Southmen of the World Football League (1975). His career rushing totals in the NFL, which place him 22nd on the league's all-time rushing list, are: 1,891 carries for 8,081 yards (4.3 average) and 64 TDs. He was elected to the Hall of Fame in his second year of eligibility. In 1990, he also was voted the fullback on the Dolphins' Silver Anniversary all-time team and was named as a running back on the Super Bowl Silver Anniversary all-time team. On November 19, 1990, he was enshrined on the Dolphin Honor Roll at Pro Player Stadium.

# LARRY CSONKA'S CAREER STATISTICS

YEAR	TEAM	G-S	ATT.	RUSHING			LG	TD	RECEIVING		
				YDS.	AVG.				NO.	YDS.	LG TD
1968	Miami	11-11	138	540	3.9		40	6	11	118	65 1
1969	Miami	11-11	131	566	4.3		54t	2	21	183	42 1
1970	Miami	14-14	193	874	4.5		53	6	11	94	54 0
1971	Miami	14-14	195	1051	5.4		28	7	13	113	25 1
1972	Miami	14-14	213	1117	5.2		45	6	5	48	14 0
1973	Miami	14-14	219	1003	4.6		25	5	7	22	9 0
1974	Miami	12-12	197	749	3.8		24	9	7	35	11 0
1975	Memphis*	7-NA	99	421	4.3		-	1	5	54	- 1
1976	N.Y. Giants	12-12	160	569	3.6		13	4	6	39	14 0
1977	N.Y. Giants	14-14	134	464	3.5		15	1	2	20	12 0
1978	N.Y. Giants	14-13	91	311	3.4		12	6	7	73	23 0
1979	Miami	16-16	220	837	3.8		22	12	16	75	18 1
<b>MIAMI TOTALS</b>		<b>106-106</b>	<b>1506</b>	<b>6737</b>	<b>4.5</b>		<b>54t</b>	<b>53</b>	<b>91</b>	<b>688</b>	<b>65 4</b>
<b>GIANTS TOTALS</b>		<b>40-39</b>	<b>385</b>	<b>1344</b>	<b>3.5</b>		<b>15</b>	<b>11</b>	<b>15</b>	<b>132</b>	<b>23 0</b>
<b>NFL TOTALS</b>		<b>146-145</b>	<b>1891</b>	<b>8081</b>	<b>4.3</b>		<b>54t</b>	<b>64</b>	<b>106</b>	<b>820</b>	<b>65 4</b>
<b>PLAYOFFS</b>		<b>12-12</b>	<b>225</b>	<b>891</b>	<b>4.0</b>		<b>49</b>	<b>9</b>	<b>4</b>	<b>26</b>	<b>16 1</b>

\* stats with WFL Memphis not included in career totals

# BOB GRIESE

## Quarterback

Born: 2/3/45

College: Purdue '67

NFL: 1967-80

Dolphins: 1967-80

Year Inducted: 1990

# 12



He was unquestionably the "thinking man's quarterback." Bob Griese, renowned for his poised leadership and ingenious play-calling, sustained the Dolphin offense with a flair for winning from 1967-80.

The bespectacled quarterback became the 14th passer in the NFL's exclusive 25,000-yard club in 1980. On the same day he reached that milestone, he suffered a shoulder injury which ultimately forced his retirement on June 25, 1981. His No. 12 jersey became the first to be retired May 6, 1982, in ceremonies at the Dolphins' annual awards banquet. In 1990, he was also voted the quarterback on the Dolphins' Silver Anniversary all-time team, and on Nov. 19, 1990, he was enshrined on the Dolphin Honor Roll at Pro Player Stadium.

He had a .698 winning percentage (91-39-1) under Coach Don Shula. "Cornerstone of the franchise," Dolphin founder Joe Robbie called him. He was a consensus All-Pro quarterback in 1971 and 1977, made six appearances in the Pro Bowl and was voted the team's Most Valuable Player six times by South Florida media.

After becoming eligible for induction into the Hall of Fame in 1985, Griese was named as a finalist all five years before being elected to the Hall of Fame in 1990.

"He's probably the most unselfish guy I've ever been around," Shula said. "He got as much of a thrill calling the right running play for a touchdown as he did connecting on a bomb. That's just his makeup."



# BOB GRIESE'S CAREER STATISTICS

YEAR	TEAM	G-S	ATT.	COMP.	YDS.	PCT.	TD	INT.	LG	TKLD.
1967	Miami	12-11	331	166	2005	50.2	15	18	68t	25/240
1968	Miami	13-13	355	186	2473	52.4	21	16	50t	43/372
1969	Miami	9-9	252	121	1695	48.0	10	16	53t	33/289
1970	Miami	14-14	245	142	2019	58.0	12	17	54t	31/282
1971	Miami	14-13	263	145	2089	55.1	19	9	86t	23/248
1972	Miami	6-5	97	53	638	54.6	4	4	39	7/45
1973	Miami	13-13	218	116	1422	53.2	17	8	46	11/75
1974	Miami	13-13	253	152	1968	60.1	16	15	54	27/202
1975	Miami	10-10	191	118	1693	61.8	14	13	79t	16/31
1976	Miami	13-13	272	162	2097	59.6	11	12	47t	30/266
1977	Miami	14-14	307	180	2252	58.6	22	13	73t	36/303
1978	Miami	11-9	235	148	1791	63.0	11	11	63t	18/165
1979	Miami	14-12	310	176	2160	56.8	14	16	51	26/223
1980	Miami	5-3	100	61	790	61.0	6	4	54	9/89
<b>TOTALS</b>		<b>161-152</b>	<b>3429</b>	<b>1926</b>	<b>25092</b>	<b>56.2</b>	<b>192</b>	<b>172</b>	<b>86t</b>	<b>335/2930</b>
<b>PLAYOFFS</b>		<b>12-11</b>	<b>208</b>	<b>112</b>	<b>1467</b>	<b>53.8</b>	<b>10</b>	<b>12</b>	<b>75t</b>	<b>15/152</b>

# JIM LANGER

**Center**

**Born: 5/16/48**

**College: S. Dakota State '70**

**NFL: 1970-81**

**Dolphins: 1970-79**

**Year Inducted: 1987**

**62**



Jim Langer was the anchor of the Miami offensive line during the Dolphins' championship years of the 1970s. Coming out of South Dakota State in 1970, he was signed as a free agent by Cleveland but was released on the final cut. Langer was picked up on waivers by the Dolphins and, after spending most of the year on the taxi squad, played in the final five games of 1970, mainly on special teams. After serving as a backup at center the following season, in 1972 he won the starting job, which he would hold until sidelined with a knee injury in 1979. A consensus All-Pro from 1973-77, Langer was a six-time Pro Bowl selection (five times as a starter). He played in a club-high 128 straight games during his career and also had a team-record 109 consecutive starts (a record since broken by Richmond Webb in 1997). Voted the team's Most Valuable Player by South Florida media in 1975, Langer also holds the distinction of having played every offensive down in the Dolphins' perfect 1972 season. Wanting to spend the final years of his career near his Royalton, Minn., home, at his own request Langer was traded to the Minnesota Vikings in 1980, where he played for two seasons (1980-81). He was elected to the Hall of Fame in his first year of eligibility. In addition, on November 19, 1990, he was enshrined on the Dolphin Honor Roll at Pro Player Stadium.



# LARRY LITTLE



**Guard**

**Born: 11/2/45**

**College: Bethune-Cookman '67**

**NFL: 1967-80**

**Dolphins: 1969-80**

**Year Inducted: 1993**

**66**

A rumbling giant in the Dolphin trenches for 12 seasons, Larry Little's very presence in leading a sweep was an intimidating force in a Miami running attack which led the NFL during the 1970s at 2,372 yards per season. Coming out of Bethune-Cookman in 1967, Little entered the NFL as an undrafted free agent with the San Diego Chargers for a \$750 bonus. He was traded to the Dolphins on July 2, 1969, in exchange for Miami cornerback Mack Lamb, a former high school teammate. After having started just four games during his two seasons with the Chargers, Little emerged with the Dolphins and played in 158 regular season games with 152 starting assignments. He also started 12 playoff games for Miami and was a key ingredient of the Dolphins' back-to-back Super Bowl championship teams of 1972 and '73. Little earned All-Pro honors six times (1971-75 and 1977) and was a Pro Bowl selection on four occasions (1971-74). He was the first player in league history to be named as AFC Offensive Lineman of the Year three straight seasons (1970-72) by the NFL Players' Association. Little, who anchored the offensive line which helped set a then-NFL record with 2,960 rushing yards during the Dolphins' "perfect season" in 1972, was named by the National 1,000-Yard Club as the league's Outstanding Blocker for the '72 campaign. A native Floridian, Little was the first Dolphin player inducted into the Florida Sports Hall of Fame, on March 6, 1978. In 1990, he was voted as a guard on the Dolphins' Silver Anniversary all-time team. Little was elected into the Hall of Fame in his eighth year of eligibility after having been a finalist on three occasions. On December 13, 1993, he was enshrined on the Dolphin Honor Roll at Pro Player Stadium.

# DWIGHT STEPHENSON



**Center**

**Born: 11/20/57**

**College: Alabama '80**

**NFL: 1980-87**

**Dolphins: 1980-87**

**Year Inducted: 1998**

**57**

Dwight Stephenson spent his entire career with the Dolphins, and was considered by many to be the "best at his position ever" in the NFL. He was selected to five straight Pro Bowls (1983-87), and earned starting honors in four of those contests (1983-86). His four Pro Bowl starts is tied for the third-most in team history. Stephenson anchored an offensive line which allowed the fewest sacks in the NFL each of his seasons as a starter and enabled Miami quarterback Dan Marino to set numerous passing records. His playing career ended prematurely after suffering torn anterior cruciate and lateral collateral ligaments in his left knee against the New York Jets on December 7, 1987, when he was hit unexpectedly by Marty Lyons on a New York fumble return. Stephenson's greatest honor during his playing days came in 1985 when he was selected as the Miller Lite/NFL Man of the Year for his work in charity and community projects, the first Dolphin to win that award. Stephenson also served as an Assistant Offensive Line Coach on Don Shula's Dolphin staff in 1992. Before joining the Dolphins as a second round draft choice in 1980, he had an outstanding college career at Alabama, where he was called "the greatest center I have ever

coached" by the late Paul "Bear" Bryant. He was elected to the Pro Football Hall of Fame in his sixth year of eligibility after having been a finalist on five occasions. In 1990, he also was voted as the center on the Dolphins' Silver Anniversary all-time team, and on December 12, 1994, he was enshrined on the Dolphin Honor Roll at Pro Player Stadium.

# PAUL WARFIELD

## Wide Receiver

# 42



**Born:** 11/28/42

**College:** Ohio State '64

**NFL:** 1964-74, 1976-77

**Dolphins:** 1970-74

**Year Inducted:** 1983

Paul Warfield sandwiched two stints with the Cleveland Browns around a five-year career with the Dolphins. After spending his first six seasons in the NFL with the Browns (1964-69), Warfield was acquired by Miami in January of 1970 in exchange for a first-round pick in the upcoming draft. In his five seasons with the Dolphins, Warfield had 156 receptions for 3,355 yards (21.5 average) and 33 TDs – good enough to place him 15th on the team's all-time receiving list. A member of both the '72 and '73 Super Bowl championship teams, he was selected to play in the Pro Bowl all five years he was with the Dolphins (once as a starter), in addition to being named to the AFC squad twice with the Browns. Warfield, one of two Dolphins (along with Mark Ingram) in the team's history to score four touchdowns in one game, also played one season with the Memphis Southmen of the World Football League (1975) before finishing his career with Cleveland (1976-77). His career receiving totals in the NFL are: 427 receptions for 8,565 yards (20.1 average) and 85 TDs. His 85 touchdown catches is tied for the eighth highest career total in NFL history. He was elected to the Hall of Fame in his first year of eligibility. In 1990, he also was voted as a wide receiver on the Dolphins' Silver Anniversary all-time team, and on November 19, 1990, he was enshrined on the Dolphin Honor Roll at Pro Player Stadium.


### PAUL WARFIELD'S CAREER STATISTICS

YEAR	TEAM	G-S	NO.	YDS.	AVG.	LG	TD
1964	Cleveland	14-NA	52	920	17.7	62t	9
1965	Cleveland	1-NA	3	30	10.0	13	0
1966	Cleveland	14-NA	36	741	20.6	51	5
1967	Cleveland	14-NA	32	702	21.9	49t	8
1968	Cleveland	14-NA	50	1067	21.3	65t	12
1969	Cleveland	11-NA	42	886	21.1	82t	10
1970	Miami	14-14	28	703	25.1	54	6
1971	Miami	12-11	43	996	23.2	86t	11
1972	Miami	14-14	29	606	20.9	47	3
1973	Miami	14-14	29	514	17.7	45	11
1974	Miami	14-14	27	536	19.9	54	2
1975	Memphis*	10-NA	25	422	16.9	44t	3
1976	Cleveland	14-14	38	613	16.1	37t	6
1977	Cleveland	14-9	18	251	13.9	52t	2
<b>MIAMI TOTALS</b>		<b>68-67</b>	<b>156</b>	<b>3355</b>	<b>21.5</b>	<b>86t</b>	<b>33</b>
<b>CLEVELAND TOTALS</b>		<b>96-NA</b>	<b>271</b>	<b>5210</b>	<b>19.2</b>	<b>82t</b>	<b>52</b>
<b>NFL TOTALS</b>		<b>164-NA</b>	<b>427</b>	<b>8565</b>	<b>20.1</b>	<b>86t</b>	<b>85</b>
<b>MIAMI PLAYOFFS</b>		<b>11-11</b>	<b>34</b>	<b>717</b>	<b>21.1</b>	<b>75t</b>	<b>4</b>
<b>CLEVELAND PLAYOFFS</b>		<b>7-7</b>	<b>24</b>	<b>404</b>	<b>16.8</b>	<b>56</b>	<b>1</b>
<b>PLAYOFF TOTALS</b>		<b>18-18</b>	<b>58</b>	<b>1121</b>	<b>19.3</b>	<b>75t</b>	<b>5</b>

\*stats with WFL Memphis not included in career totals



## RETIRED JERSEY #12



Bob Griese's No. 12 jersey became the first Dolphin number to be retired, on May 6, 1982, in ceremonies at the Dolphins' annual awards banquet.

No other player in the history of the Dolphins, either before or after Griese, wore No. 12 in regular season play.

Griese was further recognized when he was elected to the Pro Football Hall of Fame in 1990.

For a full bio of Griese, please see the Hall of Fame section of the media guide.

## RETIRED JERSEY #13

### DAN MARINO



#### Quarterback

**Born:** 9/15/61

**College:** Pittsburgh '83

**NFL:** 1983-99

**Dolphins:** 1983-99

**Year Jersey Retired:** 2000

# 13

#### PRO CAREER

Dan Marino's number 13 jersey became the second Dolphin uniform number to be retired, on Sunday, September 17, 2000, at halftime of the Dolphins-Baltimore Ravens game at Pro Player Stadium . . . He was also inducted into the Dolphin Honor Roll on that date . . . The only other Dolphin player to wear No. 13 was safety Jake Scott, who wore that number from 1970 through 1975 . . . Marino will be eligible to be inducted into the Pro Football Hall of Fame with the Class of 2005 . . . He announced his retirement on March 13, 2000 . . . Marino ranks among the NFL's all-time top ranked passers . . . In his 17-year career, Marino played in 242 games (240 starts) and he is 4967-8358 (59.4%) for 61,361 yards, 420 touchdowns, and 252 interceptions for an 86.4 passing efficiency rating, which ranks fourth among the all-time passing leaders . . . Marino holds 37 Dolphins regular season team records (49 overall, including playoffs) and is tied for five others (seven, including playoffs) . . . He holds 24 NFL regular season records and is tied for six others . . .

## RECORD WHEN MARINO . . .

(Regular Season)

Threw 0 Touchdowns .....	16-23	Was Not Intercepted.....	62-23
Threw 1 Touchdown .....	45-31	Was Intercepted .....	85-72
Threw 2 Touchdowns .....	45-20	Played on Grass .....	108-54
Threw 3 Touchdowns .....	25-16	Played on Turf .....	39-41
Threw 4 Touchdowns .....	12-3	Played in Domes .....	15-14
Threw 5 Touchdowns .....	4-1	Played on Monday Night .....	19-18
Threw 6 Touchdowns .....	0-1	Played on Sunday Night .....	11-4
Threw at least 1 TD .....	131-72	Played on Thursday Night .....	1-0
Was Not Sacked .....	68-33	Played in Prime Time .....	31-22
Was Sacked .....	79-62	Played in Overtime .....	7-8
Rushed for a Touchdown .....	7-2		

**AMONG NFL LEADERS:** With a career passing efficiency of 86.4, Marino currently ranks third on the all-time list of passers, behind only Steve Young, who has a career rating of 97.6, and Joe Montana, who has a career rating of 92.3 . . . Marino also ranks in various categories among the league's overall quarterback leaders in his 17 seasons (1983-99) in the NFL:

### TOP TEN NFL ALL-TIME LEADING PASSERS

PLAYER	YRS.	ATT.	COMP.	PCT.	YDS.	TD	INT.	RATING
Steve Young	15	4149	2667	64.3	33,124	232	107	96.8
Joe Montana	15	5391	3409	63.2	40,551	273	139	92.3
<b>DAN MARINO</b>	<b>17</b>	<b>8358</b>	<b>4967</b>	<b>59.4</b>	<b>61,361</b>	<b>420</b>	<b>252</b>	<b>86.4</b>
Brett Favre	10	4932	2997	60.8	34,706	255	157	86.0
Peyton Manning	3	1679	1014	60.4	12,287	85	58	85.4
Mark Brunell	7	2672	1608	60.2	19,212	106	66	85.1
Brad Johnson	9	1821	1126	61.9	12,973	79	57	84.7
Jim Kelly	11	4779	2874	60.1	35,467	237	175	84.4
Roger Staubach	11	2958	1685	57.0	22,700	153	109	83.4
Neil Lomax	8	3153	1817	57.6	22,771	136	90	82.7

### TOP FIVE NFL LEADERS, MARINO'S 17 SEASONS (1983-99)

#### PASSES

<b>DAN MARINO, MIA</b> .....	<b>8,358</b>
John Elway, Den .....	7,250
Warren Moon, Hou/Minn/Sea/K.C. ....	6,789
Boomer Esiason, Cin/NYJ/Ariz .....	5,205
Dave Krieg, Sea/KC/Det/Ari/Chi/Tenn .....	5,119

#### COMPLETIONS

<b>DAN MARINO, MIA</b> .....	<b>4,967</b>
John Elway, Den .....	4,123
Warren Moon, Hou/Minn/Sea/K.C. ....	3,973
Dave Krieg, Sea/KC/Det/Ari/Chi/Tenn ....	2,991
Boomer Esiason, Cin/NYJ/Ariz .....	2,969

#### PASSING YARDAGE

<b>DAN MARINO, MIA</b> .....	<b>61,361</b>
John Elway, Den .....	51,475
Warren Moon, Hou/Minn/Sea/K.C. ....	49,117
Boomer Esiason, Cin/NYJ/Ariz .....	37,920
Dave Krieg, Sea/KC/Det/Ari/Chi/Tenn ....	36,803

#### TD PASSES

<b>DAN MARINO, MIA</b> .....	<b>420</b>
John Elway, Den .....	300
Warren Moon, Hou/Minn/Sea/K.C. ....	290
Dave Krieg, Sea/KC/Det/Ari/Chi/Tenn ....	252
Boomer Esiason, Cin/NYJ/Ariz .....	247

Marino also is among the winningest-ever quarterbacks in NFL regular season history, ranking second in all time regular season victories as a starter . . . His 16-13 overtime win vs. Tennessee on Sept. 7, 1997 tied him with Fran Tarkenton for second place on the all-time win list, and his 17-14 victory versus Kansas City on Oct. 5, 1997 moved him into sole possession of second place, trailing only Denver's John Elway:



## MOST ALL-TIME VICTORIES BY NFL STARTING QUARTERBACKS

(Regular Season)

PLAYER	TEAMS	NFL SEASONS	W-L-T	PCT.
1. John Elway	Denver	16	148-82-1	.643
2. <b>DAN MARINO</b>	<b>MIAMI</b>	<b>17</b>	<b>147-93-0</b>	<b>.613</b>
3. Fran Tarkenton	Minn./N.Y. Giants	18	125-109-6	.533

In his career, with 8,358 attempts, Marino ranks first in NFL history in pass attempts, breaking Fran Tarkenton's NFL record of 6,467 attempts on Dec. 11, 1995 vs. Kansas City . . . Marino tied Tarkenton's record with a two yard completion to Eric Green in the fourth quarter of that game and broke the record with an incomplete pass intended for Randal Hill later in that quarter . . . With 4,967 pass completions, Marino ranks first in NFL history in completions, breaking Fran Tarkenton's NFL record of 3,686 completions on Oct. 8, 1995 vs. Indianapolis . . . Marino tied Tarkenton's record with a five yard touchdown pass to Irving Spikes in the first quarter of that game and broke the record with a six-yard completion to Keith Byars in the second quarter . . . With 61,361 yards passing, Marino ranks first in NFL history in total yards passing, breaking Fran Tarkenton's NFL record of 47,003 passing yards on Nov. 12, 1995 vs. New England on a nine-yard completion to Irving Fryar in the first quarter . . . With 420 touchdown passes, Marino ranks first in NFL history in touchdown passes, breaking Tarkenton's NFL record of 342 TD passes with a six-yard TD pass to Keith Byars in the second quarter on Nov. 26, 1995 at Indianapolis . . . Marino tied Tarkenton's record with a four-yard touchdown pass to O.J. McDuffie in the third quarter on Nov. 20 vs. San Francisco . . .

**ATTEMPTS AND COMPLETIONS:** Suffered just 32 sub-50 percent completion percentage games in his 242 regular season games (240 starts) . . . The Dolphins were 10-22 in those 32 games . . . Including playoffs, completed less than half his passes 37 times in 260 games (258 starts), and the Dolphins were 10-27 in those games . . . Marino led the NFL in pass attempts five different seasons (1984, 1986, 1988, 1992, 1997), and in 1997 set a new NFL record for most seasons leading the league in pass attempts (five) . . . He had been tied for the previous record (four seasons) with Sammy Baugh (1937, 1943, 1947-48), Johnny Unitas (1957, 1959-61), and George Blanda (1953, 1963-65) . . . Marino led the NFL in pass completions six times in his career (1984-86, 1988, 1992, 1997), and in 1997 set a new NFL record for most years leading the league in pass completions (six) . . . He had been tied for the previous record (five seasons) with Sammy Baugh (1937, 1943, 1945, 1947-48) . . . On Sept. 13, 1999 at Denver, Marino's 11th pass attempt of the contest was the 8,000th attempt of his career, becoming the first quarterback in NFL history to attempt 8,000 passes . . . On Dec. 11, 1995 vs. Kansas City, Marino attempted the 6,468th pass of his career (an incomplete pass intended for Randal Hill) to break Tarkenton's NFL record for most career pass attempts . . . On Nov. 10, 1996 vs. Indianapolis, Marino's eight-yard completion to Fred Barnett in the second quarter was the 4,000th completion of Marino's career, becoming the first quarterback in NFL history to reach 4,000 completions . . . Marino reached that milestone in his 193rd career game...On Oct. 8, 1995 vs. Indianapolis, Marino completed the 3,687th pass of his career (a six-yard completion to Keith Byars in the second quarter) to break Tarkenton's NFL record for most career completions . . .

### DAN MARINO'S LONGEST COMPLETIONS, BY POSITION

POSITION	PLAYER	DATE, OPPONENT	LENGTH
Wide Receiver	Mark Duper	November 20, 1983 vs. Baltimore	85t
	Mark Duper	November 2, 1986 vs. Houston	85t
Running Back	Tony Nathan	September 29, 1985 at Denver	73
	Sammie Smith	December 30, 1990 vs. Indianapolis (longest TD)	53t
Fullback	Stanley Pritchett	September 15, 1996 vs. N.Y. Jets	74t
Tight End	Ferrell Edmunds	November 27, 1988 at N.Y. Jets	80t
Offensive Lineman	Keith Sims	September 29, 1991 at N.Y. Jets	9
Quarterback	Dan Marino	November 12, 1995 vs. New England	-6

**YARDAGE:** Marino's 61,361 yards passing rank first on the NFL's all-time career passing yardage list . . . On Oct. 17, 1999 at New England, Marino's eight yard pass to Tony Martin (his only completion of the game) made him the first quarterback in NFL history to pass for 60,000

career yards . . . On Nov. 12, 1995 vs. New England, with a nine-yard completion to Irving Fryar in the first quarter, Marino passed Fran Tarkenton (47,003 career passing yards), breaking Tarkenton's NFL record for most career passing yards and moving into first place on the NFL all-time career passing yardage list:

### NFL CAREER PASSING YARDAGE LEADERS

1. <b>DAN MARINO</b> ..... <b>61,361</b> (17)	11. Jim Kelly.....35,467 (11)
2. John Elway .....51,475 (16)	12. Jim Everett.....34,837 (12)
3. Warren Moon.....49,325 (17)	13. Brett Favre .....34,706 (10)
4. Fran Tarkenton.....47,003 (18)	14. Jim Hart.....34,665 (18)
5. Dan Fouts.....43,040 (15)	15. Steve DeBerg.....34,241 (17)
6. Joe Montana.....40,551 (16)	16. John Hadl.....33,503 (16)
7. Johnny Unitas.....40,239 (18)	17. Phil Simms.....33,462 (14)
8. Dave Krieg.....38,151 (19)	18. Steve Young.....33,124 (15)
9. Boomer Esiason.....37,920 (14)	19. Troy Aikman.....32,942 (12)
*10. Vinny Testaverde.....36,307 (14)	20. Ken Anderson.....32,838 (16)

( ) - number of years played

\* - active players

Listed below is a list of the receivers who caught Marino's passes and their reception yards (including Marino himself, who caught a deflected pass for minus-six yards vs. New England on Nov. 12, 1995, as well as offensive lineman Keith Sims, who caught a deflected pass for nine yards at N.Y. Jets on Sept. 29, 1991):

### MARINO'S 61,361 CAREER YARDS BY RECEIVER

(80 different individuals)

Mark Duper.....492-8475	Stanley Pritchett.....72-608	Brian Manning.....7-85
Mark Clayton.....538-8468	Charles Jordan.....34-600	Marc Logan.....11-83
O.J. McDuffie.....336-4159	Bobby Humphrey.....54-507	John Avery.....10-67
Irving Fryar.....146-2313	Karim Abdul-Jabbar.....69-463	Joe Carter.....10-59
Tony Martin.....136-2200	Eric Green.....40-453	Robert Clark.....3-59
Jim Jensen.....217-2051	Randal Hill.....22-451	Duriel Harris.....6-54
Tony Nathan.....222-2046	Gary Clark.....31-446	J.J. Johnson.....7-46
Nat Moore.....153-2046	Jerris McPhail.....37-338	Ronnie Williams.....4-45
Bruce Hardy.....167-1565	Scott Schwedes.....16-326	Hunter Goodwin.....7-41
Fred Banks.....98-1544	Greg Baty.....28-319	David Overstreet.....4-26
Ferrell Edmunds.....112-1517	Andre Brown.....19-312	Garrett Limbrick.....4-23
Keith Jackson.....112-1412	Sammie Smith.....32-310	Cleveland Gary.....2-19
Troy Stradford.....157-1362	Brett Perriman.....18-297	Autry Denson.....3-18
Troy Drayton.....107-1308	Ed Perry.....38-293	Charles Henry.....2-17
Oronde Gadsden.....76-1226	Mike Williams.....18-258	Brian Kinchen.....2-15
Bernie Parmalee.....124-1180	Mark Higgs.....31-247	Brett Carolan.....2-14
Lamar Thomas.....78-1125	Aaron Craver.....26-242	Roosevelt Potts.....2-14
Tony Paige.....140-1115	Woody Bennett.....30-236	Kevin McKenzie.....1-13
Lorenzo Hampton.....121-938	Yatil Green.....17-221	Keith Sims.....1-9
James Pruitt.....56-918	Scott Miller.....13-186	Robert Wilson.....3-8
Dan Johnson.....82-901	James Saxon.....31-178	Nuu Faaola.....1-8
Keith Byars.....109-883	Jimmy Cefalo.....17-177	Cecil Collins.....2-5
Terry Kirby.....84-846	Irving Spikes.....19-159	Dewayne Dotson.....1-4
Ron Davenport.....91-796	Rob Konrad.....17-155	Frank Wainright.....1-2
Joe Rose.....52-765	Tom Brown.....14-123	Ron Moore.....1-1
Fred Barnett.....51-701	Nate Jacquet.....8-122	Dan Marino.....1-6
Mark Ingram.....55-647	Vince Heflin.....6-98	

When Marino passed the 60,000-yard mark, that is the equivalent to passing more than 34 miles . . . That is more than the following (courtesy USA Today):



- 163 trips up and down the Washington Monument (34.2 miles)
- 600 football fields from goal line to goal line (34.1 miles)
- The length of the English Channel Tunnel (31 miles)
- Five Mount Everests (27.5 miles)
- Distance between Miami and Ft. Lauderdale (27 miles)
- A marathon (26.2 miles)
- The ozone layer (25 miles)

Marino reached the 50,000, 40,000 and 30,000 yards passing plateaus faster than any quarterback in NFL history:

### GAMES NEEDED FOR 50,000 PASSING YARDS

NAME	FIRST SEASON	BORN	DATE TO REACH 50,000 YARDS	GAMES TO REACH 50,000 YARDS	CAREER PASS YARDS
<b>DAN MARINO</b>	<b>1983</b>	<b>9/5/61</b>	<b>10/10/96</b>	<b>193</b>	<b>61,361</b>
John Elway	1983	6/28/60	11/22/98	229	51,475

### GAMES NEEDED FOR 40,000 PASSING YARDS

NAME	FIRST SEASON	BORN	DATE TO REACH 40,000 YARDS	GAMES TO REACH 40,000 YARDS	CAREER PASS YARDS
<b>DAN MARINO</b>	<b>1983</b>	<b>9/5/61</b>	<b>9/12/93</b>	<b>153</b>	<b>61,361</b>
Warren Moon	1984	11/18/56	11/5/95	165	49,325
Dan Fouts	1973	6/10/51	12/7/86	168	43,040
John Elway	1983	6/28/60	11/5/95	183	51,475
Joe Montana	1979	6/11/56	11/27/94	190	40,551
Johnny Unitas	1956	5/7/33	9/30/73	210	40,239
Fran Tarkenton	1961	2/3/40	10/24/76	214	47,003

### GAMES NEEDED FOR 30,000 PASSING YARDS

NAME	FIRST SEASON	BORN	DATE TO REACH 30,000 YARDS	GAMES TO REACH 30,000 YARDS	CAREER PASS YARDS
<b>DAN MARINO</b>	<b>1983</b>	<b>9/5/61</b>	<b>11/25/90</b>	<b>114</b>	<b>61,361</b>
Warren Moon	1984	11/18/56	11/15/92	125	49,325
Brett Favre*	1991	10/10/69	12/12/99	126	34,706
Dan Fouts	1973	6/10/51	12/11/83	131	43,040
Jim Everett	1986	1/3/63	11/19/95	134	34,937
Jim Kelly	1986	2/14/60	9/17/95	135	35,467
Johnny Unitas	1956	5/7/33	9/24/67	141	40,239
Dave Krieg	1980	10/20/58	11/14/93	143	38,151
John Elway	1983	6/28/60	12/20/92	144	51,475
Phil Simms	1979	11/3/55	9/13/92	146	33,462
Joe Montana	1979	6/11/56	11/19/89	147	40,551
Boomer Esiason	1984	4/7/61	9/25/94	147	37,920
Vinny Testaverde*	1987	11/13/63	10/19/98	148	36,307
Troy Aikman	1989	11/21/66	11/25/99	149	32,942
Steve Young	1985	10/11/61	10/11/98	156	33,124
Fran Tarkenton	1961	2/3/40	11/12/72	162	47,003
Ken Anderson	1971	2/15/49	11/28/83	167	32,838
Jim Hart	1966	4/29/44	9/21/80	168	34,665
Norm Snead	1961	7/31/39	10/26/75	172	30,797
John Hadl	1962	2/15/40	11/17/74	177	33,513
Steve DeBerg	1978	1/19/54	10/28/91	177	34,241
John Brodie	1957	8/14/35	10/8/72	184	31,548
Sonny Jurgensen	1957	8/23/34	10/22/72	189	32,224

\* – active players

Marino is the only quarterback in NFL history to have six 4,000-yard seasons (1984-86, 1988, 1992, 1994) . . . Warren Moon (four, 1990-91, 1994-95), Dan Fouts (three, 1979-81), Brett Favre (three, 1995, 1998-99), Drew Bledsoe (two, 1994, 1996), Steve Young (two, 1993, 1998), and Peyton Manning (two, 1999-2000) are the only other QBs to have multiple 4,000-yard seasons . . . Along with Fouts, he is the only other QB to pass for 4,000 yards in three straight seasons (1984-86) . . . Marino passed for 3,000 or more yards 13 times (1984-92, 1994-95, 1997-98) in his 17 seasons in the NFL . . . When he went over the 3,000-yard passing mark on Dec. 21, 1998 vs. Denver, it marked the 13th time he passed for 3,000 or more yards, breaking his tie with John Elway and re-setting the NFL record for most 3,000 yard seasons . . . Marino originally set the record for most 3,000 yard seasons in 1991, his eighth year of passing for 3,000 or more yards before Elway tied that record in 1996 . . . Before setting that NFL record, Marino had been tied with Joe Montana (1981, 1983-85, 1987, 1989-90) for the previous record of seven 3,000-yard seasons . . . Marino extended that mark to 11 seasons before being tied by Elway in 1996, and Marino now holds the NFL record alone by extending that mark to 13 seasons:

### NFL LEADERS, MOST 3,000 YARD PASSING SEASONS

NAME	YEARS WITH 3,000 YARDS	SEASONS WITH 3,000 YARDS	NFL SEASONS	CAREER PASS YARDS
<b>DAN MARINO</b>	<b>13</b>	<b>1984-92, 94-95, 97-98</b>	<b>17</b>	<b>61,361</b>
John Elway	12	1985-91, 93-97	17	49,325
Brett Favre	9	1992-2000	10	34,706
Warren Moon	9	1984, 86, 89-91, 93-95, 97	16	49,117
Joe Montana	8	1981, 83-85, 87, 89-90, 94	14	40,551
Jim Kelly	8	1986, 88-89, 91-95	11	35,467
Drew Bledsoe	7	1994-2000	8	29,257
Boomer Esiason	7	1985-90, 93	14	37,920
Jim Everett	7	1988-92, 94-95	12	34,837
Steve Young	6	1992-95, 97-98	15	33,124
Dan Fouts	6	1979-81, 84-86	15	43,040
Dave Krieg	6	1984-85, 89, 90, 92, 95	19	38,151

In addition, Marino's nine consecutive 3,000-yard seasons (1984-92) is tied for the NFL record for most consecutive 3,000 yard seasons along with Brett Favre (1992-2000) . . . Marino led the NFL in passing yards five times . . . during a season, having accomplished that feat in 1984-86, 1988, and 1992 . . . Marino tied the NFL record for most seasons leading the league in passing yardage (five) with Sonny Jurgensen (1961-62, 1966-67, 1969) . . . Marino had 13 career 400-yard games (15, including playoffs) and the Dolphins were 8-5 in those 13 games (9-6 overall, including the playoffs) . . . Marino had 63 career regular season 300-yard games (67, including playoffs), and the Dolphins were 37-26 in those 63 300-yard games (38-29 overall, including playoffs) . . . Marino's 63 career 300-yard passing games extended his own NFL record for most career 300-yard passing games . . . He broke Dan Fouts' former NFL record of 51 career 300-yard games on Dec. 3, 1995 vs. Atlanta when Marino had 343 yards passing, the 52nd regular season game of 300 or more yards passing in his career . . . Marino tied Fouts' record of 51 regular season career 300-yard games when he had 333 yards passing on Nov. 12, 1995 vs. New England . . . Marino owns the top 11 and 42 of the top 50 passing yardage games in Dolphins history as well as 67 of the 79 300-yard passing games in club history . . .

**TOUCHDOWN PASSES:** Marino's first touchdown pass on Nov. 26, 1995 at Indianapolis, a six-yard TD pass to Keith Byars with 13:54 elapsed in the second quarter, was Marino's 343rd TD pass of his career, breaking Fran Tarkenton's former NFL record of most career touchdown passes (342), making Marino the league's all-time leader in career TD passes . . . Marino tied Tarkenton's record vs. San Francisco on November 20, 1995, with a four-yard TD pass to O.J. McDuffie in the third quarter . . . On Nov. 29th, 1998 vs. New Orleans, Marino's seven-yard touchdown pass to O.J. McDuffie was the 400th TD pass of his career, becoming the first quarterback in NFL history to throw for 400 touchdown passes . . . Marino recorded 420 career touchdown passes:



## TOP TWENTY, CAREER TOUCHDOWN PASSES

1. <b>DAN MARINO</b> .....420 (17)	11. Boomer Esiason .....247 (14)
2. Fran Tarkenton.....342 (18)	12. John Hadl.....244 (16)
3. John Elway .....300 (16)	13. Len Dawson.....239 (19)
4. Warren Moon .....291 (17)	14. Jim Kelly.....237 (11)
Johnny Unitas.....290 (18)	15. George Blanda.....236 (26)
6. Joe Montana.....273 (16)	16. Steve Young.....232 (15)
7. Dave Krieg.....261 (19)	*17. Vinny Testaverde.....226 (14)
*8. Brett Favre.....255 (10)	18. John Brodie.....214 (16)
Sonny Jurgensen.....255 (18)	19. Y.A. Tittle.....212 (15)
10. Dan Fouts.....254 (15)	Terry Bradshaw.....212 (14)

( ) - number of years played                      \* - active players

Marino reached the 300 and 200 touchdown passes plateaus faster than any quarterback in NFL history:

## GAMES NEEDED FOR 300 TD PASSES

NAME	FIRST SEASON	BORN	DATE TO REACH 300 TD	GAMES TO REACH 300 TD	CAREER TD PASSES
<b>DAN MARINO</b>	<b>1983</b>	<b>9/5/61</b>	<b>9/4/94</b>	<b>157</b>	<b>420</b>
Fran Tarkenton	1961	2/3/40	11/14/76	217	342
John Elway	1983	6/28/60	11/27/98	234	300

## GAMES NEEDED FOR 200 TD PASSES

NAME	FIRST SEASON	BORN	DATE TO REACH 200 TD	GAMES TO REACH 200 TD	PASSES TO REACH 200 TD	CAREER TD PASS
<b>DAN MARINO</b>	<b>1983</b>	<b>9/15/61</b>	<b>9/17/89</b>	<b>89</b>	<b>3,152</b>	<b>420</b>
Brett Favre	1991	10/10/69	11/15/98	107	3,545	255
Johnny Unitas	1956	5/7/33	10/31/65	121	*3,040	290
Jim Kelly	1986	2/14/60	12/11/94	132	3,920	237
Dave Krieg	1980	10/28/58	10/11/92	135	3,722	261
Fran Tarkenton	1961	2/3/40	11/29/70	137	*3,329	342
Joe Montana	1979	6/11/56	10/8/89	143	3,835	273
Dan Fouts	1973	6/10/51	11/18/84	143	4,245	254
Warren Moon	1984	11/18/56	9/25/94	145	4,662	291
Jim Everett	1986	1/3/63	11/10/96	149	4,712	203
Randall Cunningham	1985	3/27/63	9/10/00	150	4,105	204
Boomer Esiason	1984	4/17/61	11/6/94	151	4,063	247
John Hadl	1962	2/15/40	12/3/72	152	*3,558	244
Len Dawson	1957	6/20/35	10/18/71	153	*2,756	239
Steve Young	1985	10/11/61	9/27/98	154	3,628	232
Sonny Jurgensen	1957	8/23/34	10/26/69	156	*3,239	255
Vinny Testaverde	1987	11/13/63	12/19/68	158	4,565	226
Terry Bradshaw	1970	9/2/48	11/21/82	161	3,737	212
Y.A. Tittle	1950	10/24/26	12/15/63	164	*3,517	212
Roman Gabriel	1962	8/5/40	11/21/76	167	4,406	201
John Elway	1983	6/28/66	10/10/95	176	5,444	300
John Brodie	1957	8/14/35	12/19/71	180	*4,170	214
Jim Hart	1966	4/29/44	10/25/80	187	4,879	209
George Blanda	1949	9/17/27	9/10/66	202	*3,526	236

\* - estimated

Through his 17 seasons Marino averaged 24.7 touchdown passes per season and 1.74 TD passes per game he has played . . . Marino and the "Marks Brothers", Mark Clayton and Mark Duper, combined for the second and sixth (tied) most prolific quarterback to wide receiver

scoring combinations in NFL history: Marino and Clayton combined for 79 touchdown passes, which ranks second in NFL history and had been the highest scoring duo until they were passed by Steve Young and Jerry Rice in 1998, while the Marino-to-Duper combination, with 55 touchdowns, ranks tied for sixth:

## NFL ALL-TIME TOP QUARTERBACK-TO-RECEIVER SCORING COMBINATIONS

QUARTERBACK	RECEIVER	TEAM	SEASONS TOGETHER	TOUCHDOWNS
1. Steve Young	Jerry Rice	S.F.	1987-99	85
2. <b>DAN MARINO</b>	<b>MARK CLAYTON</b>	<b>MIAMI</b>	<b>1983-92</b>	<b>79</b>
3. Jim Kelly	Andre Reed	Buff.	1986-96	65
4. John Unitas	Raymond Berry	Balt.	1955-67	63
5. John Hadl	Lance Alworth	S.D.	1962-70	56
6. <b>DAN MARINO</b>	<b>MARK DUPER</b>	<b>MIAMI</b>	1983-92	55
Joe Montana	Jerry Rice	S.F.	1985-92	55
8. Sonny Jurgensen	Charley Taylor	Wash.	1964-74	53
9. Ken Anderson	Isaac Curtis	Cin.	1973-84	51

## MARINO'S 420 CAREER TOUCHDOWN PASSES

### BY TARGETS

(51 different individuals)

Mark Clayton .....79	Joe Rose .....8	Troy Stradford .....2
Mark Duper .....55	Keith Byars .....7	Woody Bennett .....2
O.J. McDuffie .....25	Lorenzo Hampton .....6	Ed Perry .....2
Nat Moore .....24	Tony Paige .....6	Scott Schwedes .....2
Jim Jensen .....19	Tony Nathan .....5	Irving Spikes .....2
Bruce Hardy .....16	Greg Baty .....4	Jerris McPhail .....1
Irving Fryar .....15	Fred Barnett .....4	David Overstreet .....1
Keith Jackson .....15	Andre Brown .....4	Brett Perriman .....1
Dan Johnson .....14	Stanley Pritchett .....4	Karim Abdul-Jabbar .....1
Tony Martin .....10	Ron Davenport .....4	Sammie Smith .....1
Ferrell Edmunds .....9	Charles Jordan .....3	Frank Wainright .....1
Oronde Gadsden .....9	Bernie Parmalee .....3	Robert Wilson .....1
James Pruitt .....8	Eric Green .....2	Brett Carolan .....1
Fred Banks .....8	Randal Hill .....2	John Avery .....1
Lamar Thomas .....8	Terry Kirby .....2	Bobby Humphrey .....1
Troy Drayton .....8	Jimmy Cefalo .....2	Vince Heflin .....1
Mark Ingram .....8	Gary Clark .....2	Rob Konrad .....1

### BY QUARTERS

FIRST: 68      SECOND: 155      THIRD: 97      FOURTH: 99      OVERTIME: 1

# BY LENGTH

YEAR	1-9 Yards	10-19 Yards	20-29 Yards	30-39 Yards	40-49 Yards	50-59 Yards	60-69 Yards	70-79 Yards	80-89 Yards	90-99 Yards	TOTAL
1983	7	5	4	0	1	0	2	0	1	0	20
1984	18	13	5	5	2	0	3	1	1	0	48
1985	12	7	4	1	2	1	3	0	0	0	30
1986	19	6	9	3	3	1	2	0	1	0	44
1987	11	5	5	2	1	2	0	0	0	0	26
1988	14	4	5	3	1	0	0	0	1	0	28
1989	9	7	1	1	3	0	2	1	0	0	24
1990	7	6	2	4	0	1	1	0	0	0	21
1991	12	6	2	3	2	0	0	0	0	0	25
1992	9	4	2	4	3	1	1	0	0	0	24
1993	1	1	2	1	1	1	0	0	1	0	8
1994	10	8	7	1	1	2	1	0	0	0	30
1995	13	2	5	1	1	1	1	0	0	0	24
1996	7	6	1	1	0	1	0	1	0	0	17
1997	5	2	6	2	1	0	0	0	0	0	16
1998	10	8	1	1	1	1	1	0	0	0	23
1999	6	2	2	2	0	0	0	0	0	0	12
<b>TOTAL</b>	<b>170</b>	<b>92</b>	<b>63</b>	<b>35</b>	<b>23</b>	<b>12</b>	<b>17</b>	<b>3</b>	<b>5</b>	<b>0</b>	<b>420</b>

# BY STADIUM

Pro Player .....	155	Cinergy .....	5	Silverdome .....	2
Orange Bowl .....	68	Mile High .....	5	Astrodome .....	2
Giants .....	30	Houlihan's .....	4	Trans World .....	2
RCA Dome .....	25	Three Rivers .....	4	Soldier .....	2
Ralph Wilson .....	22	Oakland .....	4	Mil. County .....	2
Foxboro .....	20	L.A. Coliseum .....	3	Memorial .....	2
Qualcomm .....	10	Arrowhead .....	3	Texas .....	2
RFK .....	6	Busch .....	3	Sun Devil .....	2
Cleveland .....	6	Veterans .....	3	Alltel .....	2
Lambeau .....	6	Metrodome .....	3	Kingdome .....	1
Anaheim .....	5	Shea .....	3	Georgia Dome .....	1
Superdome .....	5	3Com .....	2		

**NOTE:** Dan Marino threw at least one regular season touchdown pass in all but two current NFL stadiums (Ericsson Stadium and FedEx Field) which he visited . . . In addition, in post-season play, he had 12 TD passes in the Orange Bowl, nine at Pro Player Stadium, five at Rich Stadium, three at Qualcomm Stadium, and one TD pass at the Kingdome, Alltel Stadium, and Stanford Stadium.

Marino also owns the top three marks for touchdown passes by a quarterback against a single opponent in NFL history:

# MOST CAREER TOUCHDOWN PASSES AGAINST AN OPPONENT

NAME	TEAM	YEARS	OPPONENT	TOUCHDOWN PASSES
1. <b>DAN MARINO</b>	<b>MIAMI</b>	<b>1983-99</b>	<b>N.Y. JETS</b>	<b>72</b>
2. <b>DAN MARINO</b>	<b>MIAMI</b>	<b>1983-99</b>	<b>IND./BAL.</b>	<b>54</b>
3. <b>DAN MARINO</b>	<b>MIAMI</b>	<b>1983-99</b>	<b>BUFFALO</b>	<b>50</b>
4. John Hadl	S.D./L.A. Rams, G.B., Hou.	1962-77	Denver	43
5. <b>DAN MARINO</b>	<b>MIAMI</b>	<b>1983-99</b>	<b>NEW ENGLAND</b>	<b>42</b>
6. Joe Montana	S.F./K.C.	1979-94	Atlanta	38

In his career Marino threw at least one TD pass in 203 of his 242 regular-season games as well as in 16 of his 18 playoff games (219 of 260 overall):



# MARINO'S GAMES WITH AT LEAST ONE TD PASS

YEAR	REGULAR SEASON	PLAYOFFS	OVERALL
1983	10 of 11	1 of 1	11 of 12
1984	16 of 16	3 of 3	19 of 19
1985	13 of 16	2 of 2	15 of 18
1986	16 of 16	—	16 of 16
1987	11 of 12	—	11 of 12
1988	13 of 16	—	13 of 16
1989	12 of 16	—	12 of 16
1990	14 of 16	2 of 2	16 of 18
1991	13 of 16	—	13 of 16
1992	13 of 16	2 of 2	15 of 18
1993	5 of 5	—	5 of 5
1994	14 of 16	2 of 2	16 of 18
1995	13 of 14	1 of 1	14 of 15
1996	10 of 13	—	10 of 13
1997	10 of 16	0 of 1	10 of 17
1998	14 of 16	1 of 2	15 of 18
1999	6 of 11	2 of 2	8 of 13
<b>TOTALS</b>	<b>203 of 242</b>	<b>16 of 18</b>	<b>219 of 260</b>

Overall in Marino's career, the Dolphins were 16-23 in the 39 regular season games in which Marino failed to throw a touchdown pass (and 16-25 in his 41 overall games, including playoffs), with two victories coming in 1999 (Dec. 19th vs. San Diego and Oct. 17th at New England), two wins coming in 1998 (Nov. 15th at Carolina and Oct. 25th vs. New England), three wins coming in 1997 (Oct. 19th at Baltimore, Sept. 7th vs. Tennessee and Aug. 31st vs. Indianapolis), one win in 1996 (Sept. 1st vs. New England), one win in 1995 (Oct. 29th vs. Buffalo), one win in 1994 (Dec. 25th vs. Detroit), two in 1992 (Dec. 27th at New England and Oct. 11th vs. Atlanta), one in 1991 (September 22nd vs. Green Bay), one in 1990 (Oct. 18th vs. Patriots), and the other two coming in 1989 (Oct. 15th at Cincinnati and December 10th vs. Patriots) . . . Marino did not throw a touchdown pass in consecutive games only six times in his career . . . He never went three games in a row in his career without a TD pass . . . Marino had six career games of throwing five or more touchdown passes, and the Dolphins were 4-2 in those contests . . . Marino had 21 career games passing for four or more touchdowns, and he was 16-5 in those 21 contests . . . When Marino threw for five touchdowns on September 4, 1994 vs. New England, it was the 18th time he threw for four or more touchdowns, breaking an NFL record he had shared with Johnny Unitas for most career games (17) throwing four or more touchdown passes . . . Overall in his career he threw three or more touchdowns in 62 games (67, including playoffs), and he was 41-21 in those contests (44-23 including post-season games) . . . Marino threw for 20 or more TD passes in 13 of his 17 years in the NFL . . . The only seasons when he failed to reach 20 TD passes came in 1999, 1997, 1996 and in 1993, a season when he played only five games due to injury . . . By throwing for 20 touchdown passes in 1998, he extended his own NFL record for most years throwing for 20 or more touchdown passes to 13 seasons . . . In 1991, Marino became the first quarterback in NFL history to throw 20 or more touchdown passes nine different times . . . He and Johnny Unitas had been tied for the old record as the only NFL quarterbacks ever to throw 20 or more touchdown passes in eight different seasons before Marino broke that mark with his ninth season of 20 or more touchdown passes; Marino accomplished his record-setting feat in his first nine seasons in the league, while Unitas played 18 seasons in the NFL:



## NFL LEADERS, MOST SEASONS OF 20 OR MORE TOUCHDOWN PASSES

NAME	YEARS WITH 20-PLUS TDs	SEASONS WITH 20-PLUS TDs	NFL SEASONS	CAREER TOUCHDOWNS
<b>DAN MARINO</b>	<b>13</b>	<b>1983-92, 94-95, 98</b>	<b>17</b>	<b>420</b>
John Unitas	8	1957, 59-60, 62-63, 65-67	18	290
Brett Favre	7	1994-2000	10	255
John Hadl	7	1965-68, 70-71, 74	16	244
Fran Tarkenton	7	1962, 64, 67-69, 75, 78	18	342
Sonny Jurgensen	7	1961-62, 64, 66-67, 69-70	18	255
Jim Kelly	7	1986, 89-92, 94-95	11	237
Warren Moon	7	1987, 89-91, 93, 95, 97	17	291

Marino also is the only player in NFL history to throw 20 or more touchdown passes in his first ten NFL seasons and in ten consecutive seasons . . . Four times in his career (1984-86, 1994) Marino threw for 30 or more touchdowns, and he is second to Brett Favre (five, 1994-98) for the NFL record of most seasons throwing 30 or more touchdown passes . . . In addition to Marino and Favre, only eight other quarterbacks have thrown 30 or more TD passes twice (Sonny Jurgensen, 1961, 1967; Y.A. Tittle, 1962, 1963; Daryle Lamonica, 1967, 1969; Dan Fouts, 1980, 1981; Steve Bartkowski, 1980, 1981; Warren Moon, 1990, 1995; Steve Young, 1994, 1998, and Randall Cunningham, 1990, 1998) . . . Marino is the only QB to throw 40 or more TDs in two different seasons (1984, 1986) . . .

**TOTAL OFFENSE:** With 61,361 yards passing along with 87 yards rushing, Marino had 61,448 yards in total offense (combined rushing and passing yards) in his career, and he is the all-time NFL leader in that category:

### ALL-TIME NFL TOTAL OFFENSE LEADERS

NAME	TOTAL YARDS	PASSING YARDS	RUSHING YARDS	NFL SEASONS
<b>1. DAN MARINO</b>	<b>61,448</b>	<b>61,361</b>	<b>87</b>	<b>17</b>
2. John Elway	54,882	51,475	3,407	16
3. Warren Moon	51,061	49,325	1,736	17
4. Fran Tarkenton	50,677	47,003	3,674	18
5. Dan Fouts	43,516	43,040	476	15

**INTERCEPTIONS:** In his career, Marino did not throw an interception in 85 games (90, including playoffs) . . . The Dolphins were 62-23 in those 85 games in which he was not intercepted (66-24, including playoffs) . . . Overall in his career, Marino threw 30 interceptions that were returned for touchdowns, 29 in the regular season and one in the playoffs . . .

**SACKS:** For the first eight years of Marino's career (1983-90), the Dolphins allowed the fewest sacks in the NFL . . .

**RUSHING AND RECEIVING:** In his career, Marino rushed for a touchdown nine times in the regular season (ten, including playoffs): Dec. 27, 1998 at Atlanta, three yards; Dec. 12, 1994 vs. Kansas City, four yards; Sept. 26, 1993 at Buffalo, four yards; Dec. 15, 1991 at San Diego, 10 yards; Dec. 10, 1989 vs. New England, one yard; Oct. 15, 1989 at Cincinnati, one yard; Dec. 7, 1987 vs. N.Y. Jets, five yards; Nov. 20, 1983 vs. Baltimore, one yard; and Oct. 30, 1983 vs. L.A. Rams, two yards (and one playoff contest - Jan. 12, 1991 at Buffalo in AFC Divisional Playoff contest, two yards) . . . The Dolphins were 7-2 in those regular season contests (7-3 including playoff games) when Marino rushed for a touchdown . . . Marino caught one pass in his career, on Nov. 12, 1995 vs. New England, when he caught his own deflected pass for a six-yard loss . . .

**SERVICE:** On Sept. 13, 1999, at Denver Marino began his 17th year of service with the Dolphins, adding to his club record for most seasons as a Dolphin . . . In 1998 he broke Bob Kuechenberg's former club record for most seasons as a Dolphin (15 seasons), which Kuechenberg originally set from 1970-84 . . . Marino played in 242 regular season games with Miami . . .

**INJURIES:** Marino missed 23 games during his career due to injuries . . . Overall in those 23 games that Marino missed due to injury the Dolphins were 12-11 . . . Before their win on Oct. 13, 1996 at Buffalo, Miami had lost the last eight previous games he missed (the final five contests in 1993, two games in 1995, and one contest in 1996) . . .

**OPERATIONS:** Did not undergo any surgery procedures following the 1999 season . . . It marked the 11th time in his career that his off-season was surgery-free (after the 1986,

1988-90, 1992, and 1994-99 seasons) . . . On September 24, 1996, Marino underwent an arthroscopic debridement (cleaning) as well as an internal fixation (screw insertion) of his right ankle fracture . . . The surgery was performed at HealthSouth Doctor's Hospital in Coral Gables by Dr. John Uribe and Dr. Dan Kanell . . . His previous surgery was on Oct. 9, 1995, when Dr. Dan Kanell and Dr. Peter Indelicato at Holy Cross Medical Center repaired cartilage damage to his right knee that was injured on Oct. 8th vs. Indianapolis . . . Underwent arthroscopic surgery on March 31, 1994 to remove bone spurs from his right ankle . . . Was operated on to repair torn Achilles' tendon in his right leg on October 11, 1993 by Dr. Dan Kanell and Dr. Peter Indelicato at Imperial Point Medical Center and he missed the final 11 games of the 1993 season . . . In addition, Marino also underwent surgery on his left knee five times in his career, most recently arthroscopic surgery (performed by Dr. Kanell) to repair loose cartilage in his left knee on December 26, 1991 . . . The other operations to that knee took place on March 8, 1988, February 7, 1986, April 3, 1985, and on Jan. 6, 1984 . . .

**NFL RECORDS:** Overall, Marino holds 24 NFL regular season records and is tied for six others . . . In addition to the above records for attempts, completions, yardage and touchdowns, Marino holds NFL single season records for yards (5,084 in 1984) and touchdowns (48 in 1984) . . . Having led the NFL in attempts in 1984, 1986, 1988, 1992, and 1997, Marino set a new NFL record for most seasons leading the league in pass attempts (five) . . . He had previously been tied with three other quarterbacks (Sammy Baugh, Johnny Unitas, George Blanda) who led the NFL in that category four times each . . . Having led the NFL in completions from 1984-86, 1988, 1992 and 1997, Marino set a new NFL record for most seasons leading the league in pass completions (six) . . . He had previously been tied with Sammy Baugh, who led the NFL in that category in five seasons . . . Marino and Blanda (1963-65) are the only QBs to lead the NFL in completions three consecutive years . . . Having led the NFL in passing yards from 1984-86, 1988 and 1992, Marino joined Sonny Jurgensen as the only players to have led the NFL in passing yards in five seasons, and only Dan Fouts (1979-82) has led the league longer consecutively in yardage (four seasons) . . .

**DOLPHINS RECORDS:** Overall, Marino holds 37 Dolphins regular season records and is tied for five others . . . Marino broke all of Bob Griese's team records in passing yardage, attempts, completions, and TD passes:

#### MARINO'S MIAMI DOLPHINS CAREER RECORDS

TD PASSES	YARDS	ATTEMPTS	COMPLETIONS	INTERCEPTIONS
<b>420 MARINO</b>	<b>61,361 MARINO</b>	<b>8,358 MARINO</b>	<b>4,967 MARINO</b>	<b>252 MARINO</b>
192 Griese	25,092 Griese	3,429 Griese	1,926 Griese	172 Griese

Griese (1967-80) played 14 seasons in the NFL, while Marino (1983-99) played 17 seasons in the league . . . Marino also holds team career records for highest passer rating, highest completion percentage, and most 300-yard and 400-yard games . . .

**COMEBACKS:** Over the course of Marino's 17-year career with the Dolphins, he brought the team back from a fourth quarter deficit a total of 37 times, with 21 fourth quarter triumphs at home and 16 on the road . . . Included in that total were three playoff games in which Marino led Miami back in the fourth quarter . . . Marino's total of 37 fourth quarter comeback wins does NOT include 13 additional games, (12 in the regular season and one in the playoffs), that Marino won when the Dolphins were tied (but never did trail) in the fourth quarter, ten at home (one playoff contest and nine regular season games) and three on the road; If those 13 fourth-quarter tied situations are included, then Marino led the Dolphins on a total of 50 game-winning drives (31 at home and 19 on the road) . . . With 37 fourth quarter comeback victories, Marino ranks second in that category: Denver's John Elway has 43 final period come-from-behind wins:

#### ALL-TIME FOURTH QUARTER COMEBACK DRIVES

PLAYER	TEAMS	FOURTH QUARTER COMEBACK DRIVES
1. John Elway	Denver	43
<b>2. DAN MARINO</b>	<b>MIAMI</b>	<b>37</b>
3. Joe Montana	San Francisco, Kansas City	31
4. Jim Kelly	Buffalo	24



In Marino's 37 career fourth quarter comebacks, he completed 280 of 441 passes (63.5%) for 3,710 yards with 29 touchdowns and eight INTs in the final stanza for a rating of 104.4:

### DAN MARINO'S FOURTH QUARTER COMEBACKS

DATE	OPPONENT	FOURTH QUARTER SCORE	FINAL SCORE	4th QTR. STATS C- A-YDS-T-I
11/4/84	at N.Y. Jets	14-17	31-17	5- 8- 99-1-0
11/11/84	PHILADELPHIA	14-17	24-23	3- 6- 19-0-0
10/6/85	PITTSBURGH	17-20	24-20	8-15-112-0-2
11/10/85	N.Y. JETS	14-17	21-17	6- 8- 99-1-1
12/8/85	at Green Bay	20-24	34-24	7-10-100-2-0
*1/4/86	CLEVELAND	17-21	24-21	4- 6- 60-0-0
11/16/86	at Buffalo	20-24	34-24	14-17-124-2-0
11/1/87	PITTSBURGH	21-24	35-24	6- 6-100-1-0
12/20/87	WASHINGTON	16-21	23-21	9-18-175-2-0
10/16/88	SAN DIEGO	17-28	31-28	5-11- 66-0-0
10/15/89	at Cincinnati	10-13	20-13	5- 7-111-0-0
11/19/89	at Dallas	10-14	17-14	3- 7- 42-0-0
9/9/90	at New England	20-24	27-24	4- 7- 31-1-1
10/7/90	N.Y. JETS	13-16	20-16	6- 9- 70-1-0
12/9/90	PHILADELPHIA	10-20	23-20 (OT)	13-25-152-1-0#
*1/5/91	KANSAS CITY	3-16	17-16	8- 8-101-2-0
9/22/91	GREEN BAY	6-13	16-13	5- 8- 75-0-0
11/24/91	at Chicago	3-13	16-13 (OT)	5-11- 62-1-1#
9/14/92	at Cleveland	20-23	27-23	9-13-121-0-0
9/27/92	at Seattle	12-17	19-17	7-14- 85-1-1
10/11/92	ATLANTA	14-17	21-17	6- 7- 91-0-0
11/22/92	HOUSTON	13-16	19-16	8-14- 86-0-0
12/20/92	N.Y. JETS	16-17	19-17	5-10-104-1-0
12/27/92	at New England	6-13	16-13 (OT)	7-11- 90-0-0#
9/5/93	at Indianapolis	17-20	24-20	9-13- 69-1-0
9/4/94	NEW ENGLAND	32-35	39-35	8-13-179-2-0
10/16/94	L.A. RAIDERS	10-17	20-17 (OT)	4- 9- 55-1-0#
11/6/94	INDIANAPOLIS	6-14	22-21	13-16-123-1-1
11/27/94	at N.Y. Jets	14-24	28-24	15-18-164-2-0
10/1/95	at Cincinnati	16-17	26-23	13-18-148-1-0
12/3/95	ATLANTA	9-14	21-20	13-21-138-1-1
11/17/96	at Houston	13-17	23-20	6- 6-113-0-0
9/7/97	TENNESSEE	6-13	16-13 (OT)	6-13- 94-0-0#
10/25/98	NEW ENGLAND	6-9	12-9 (OT)	10-19-144-0-0#
10/10/99	at Indianapolis	9-17	34-31	12-17-176-2-0
12/19/99	SAN DIEGO	6-9	12-9	5- 9- 33-0-0
*1/9/00	at Seattle	13-17	20-17	8-13- 99-1-0

\* – playoff game

# – includes overtime stats

**UNDER DON SHULA:** Marino is one of ten quarterbacks to have started games when Don Shula coached the Dolphins, from 1970 through 1995, and his 184 regular season starts under Shula is the most by any Dolphins quarterback during that time:

## DOLPHINS STARTING QUARTERBACKS UNDER DON SHULA

QUARTERBACK	YEARS	STARTS
Bob Griese	1970-80	119
George Mira	1971	1
Earl Morrall	1972-76	12
Don Strock	1974-87	20
David Woodley	1980-83	40
<b>DAN MARINO</b>	<b>1983-95</b>	<b>184</b>
Kyle Mackey (Replacement games)	1987	3
Scott Mitchell	1990-93	7
Steve DeBerg	1993	4
Bernie Kosar	1995	2

In addition, in Shula's coaching career (including his tenure as head coach of the Colts from 1963-69), Marino accounted for more wins during that span than any other quarterback who played under Shula:

## DON SHULA'S CAREER RECORD BY QUARTERBACK

### COACH SHULA WITH BALTIMORE (1963-69)

PLAYER	REGULAR SEASON	PLAYOFFS	OVERALL RECORD
Johnny Unitas	56-22-3 .710	0-1-0 .000	56-23-3 .701
Earl Morrall	14- 1-1 .906	2-1-0 .667	16- 2-1 .868
Gary Cuozzo	1- 0-0 1.000		1- 0-0 1.000
Tom Matte		0-1-0 .000	0- 1-0 .000
<b>TOTALS</b>	<b>71-23-4 .745</b>	<b>2-3-0 .400</b>	<b>73-26-4 .728</b>

### COACH SHULA WITH MIAMI (1970-95)

PLAYER	REGULAR SEASON	PLAYOFFS	OVERALL RECORD
<b>DAN MARINO</b>	<b>116-68-0 .630</b>	<b>6-07-0 .462</b>	<b>122-75-0 .619</b>
Bob Griese	82-36-1 .693	6- 5-0 .545	88-41-1 .681
David Woodley	27-12-1 .688	3- 2-0 .600	30-14-1 .677
Don Strock	14- 6-0 .600		14- 6-0 .700
Earl Morrall	11- 1-0 .917	2- 0-0 1.000	13- 1-0 .929
Scott Mitchell	3- 4-0 .429		3- 4-0 .429
Steve DeBerg	2- 2-0 .500		2- 2-0 .500
George Mira	1- 0-0 1.000		1- 0-0 1.000
Kyle Mackey	1- 2-0 .333		1- 2-0 .333
Bernie Kosar	0- 2-0 .000		0- 2-0 .000
<b>TOTALS</b>	<b>257-133-2 .658</b>	<b>17-14-0 .548</b>	<b>274-147-2 .648</b>

Marino's 116 wins under Shula are the most victories by a head coach - quarterback combination in NFL history, surpassing the previous high of 107 wins recorded by Pittsburgh's Chuck Noll and Terry Bradshaw . . . In addition, the Marino-Shula duo was together for 13 seasons, which is tied for the second longest quarterback-head coach combination in NFL history:

## LONGEST RUNNING QUARTERBACK-COACH COMBINATIONS IN NFL HISTORY

QUARTERBACK	COACH	TEAM	YEARS TOGETHER
1. Terry Bradshaw	Chuck Noll	Pittsburgh	1970-1983 (14)
2. <b>DAN MARINO</b>	<b>DON SHULA</b>	<b>MIAMI</b>	<b>1983-1995 (13)</b>
Danny White	Tom Landry	Dallas	1976-1988 (13)
4. Len Dawson	Hank Stram	Kansas City	1963-1974 (12)
5. Bob Griese	Don Shula	Miami	1970-1980 (11)
Roger Staubach	Tom Landry	Dallas	1969-1979 (11)



**HONORS:** Marino won the AFC Offensive Player of the Week honor 18 times in the regular season (and 20 times overall, including playoffs), as well as two AFC Player of the Month Awards in his 17-year NFL career . . . It is the most times any player has won Player of the Week honors since the award was instituted in 1984 . . . John Elway is second with 15 awards (in addition to two Player of the Month Awards), Joe Montana is third with 13 awards, while Boomer Esiason is tied for fourth with 12 awards (he also has two Player of the Month Awards) along with Steve Young and Jerry Rice . . . Marino won the AFC Player of the Week Award twice in the same season five times in his career (1984, 1985, 1988, 1989, 1999) . . . Including playoff games, Marino has won multiple weekly awards seven different years . . .

**MAN OF THE YEAR AWARD:** On January 28, 1999, Marino was named as the 1998 Sprint/NFL Man of the Year . . . It is the only league-sponsored award that recognizes player community service as well as excellence on the field . . . Off the field, Marino established the Dan Marino Foundation, which was created to benefit children's charities in South Florida . . . He hosted events throughout the year to raise money for the foundation . . . One major project was the newly created Miami Children's Hospital/Dan Marino Center in Weston, Florida that opened in 1998 and offers comprehensive health care to children with chronic medical needs . . . Marino also spearheaded the Dolphins' annual Thanksgiving turkey giveaway each year in conjunction with the Daily Bread Food Bank...Marino was the Dolphins' United Way representative in 1994-96 and has been a strong supporter of their programs . . . In 1998, Marino was chosen as one of three national spokesmen for the NFL's 25-year anniversary with United Way . . . Marino became the second Dolphin player to win the NFL Man of the Year Award; Dwight Stephenson won that honor in 1985 . . .

**SOUTH FLORIDA AWARDS:** In balloting of South Florida media for the Dolphins' Most Valuable Player Award, Marino won that award twelve times (1983-92, 1994-95) . . . Marino passed Bob Griese, who won that award six times (1967-68, 1970-71, 1974, 1977) . . . Marino won the MVP award each of his first ten years in the league (1983-92), and no other Dolphin has ever won more than two consecutive MVP awards . . . In addition, in 1995 Marino was named the winner of the Miami Dolphins' Leadership Award for the first time, an award presented annually to the Miami player chosen by Dolphin management and coaches for leadership on and off the playing field . . . Marino again won the Leadership Award in 1997, this time chosen by his teammates . . . Marino won the Dolphins' Outstanding Offensive Back award ten times (1983-90, 1992, 1994) . . . His ten years winning that award surpassed the former team high set by Larry Csonka (1970-74, 1979), who had won that award six times...In 1998 Marino was chosen by the Dolphins organization as the club's winner of the annual Community Service Award . . . It was the second time in Marino's career that he had been selected as the winner of this award, having also been honored in 1996 . . . Since the award was first instituted in 1987, Marino is one of only three players to be honored more than once (John Offerdahl, 1989-90 and Bryan Cox, 1994-95) . . .

**PLAYOFF CAREER:** In his playoff appearances, Marino extended his Dolphin career playoff records for most attempts, completions, yards passing, and touchdown passes, playing in 18 playoff games, while Bob Griese, runner-up in all four categories, played in 12 post-season contests:

#### MARINO'S MIAMI DOLPHINS CAREER PLAYOFF RECORDS

TD PASSES	YARDS	ATTEMPTS	COMPLETIONS	INTERCEPTIONS
<b>32 MARINO</b>	<b>4,510 MARINO</b>	<b>687 MARINO</b>	<b>385 MARINO</b>	<b>24 MARINO</b>
10 Griese	1,467 Griese	208 Griese	112 Griese	12 Griese

Marino attempted 687 passes in his playoff career...He ranks second on the all-time NFL playoff list for most passes attempted; Joe Montana is first in NFL playoff history with 734 passes attempted . . . On Jan. 2, 2000, in an AFC Wild Card contest at Seattle, Marino moved into second place among the all-time NFL pass attempt leaders, passing John Elway, who had 651 attempts . . . Marino completed 385 passes in his playoff career . . . On Jan. 2, 1999, in an AFC Wild Card contest vs. Buffalo, he surpassed Jim Kelly (322) and John Elway to move into second place among the all-time NFL pass completion leaders; Joe Montana is first with 460 pass completions while Elway is third with 355 completions . . . Marino passed for 4,510 yards in his playoff career . . . On Jan. 2, 1999, in an AFC Wild Card contest vs. Buffalo, he surpassed Jim Kelly (3,863) and moved into third place among the all-time NFL passing yardage leaders; Joe Montana is first with 5,772 passing yards and John Elway is second with 4,964 yards passing;

### MOST PASSING YARDS IN NFL POSTSEASON HISTORY

PLAYER	TEAMS	PASSING YARDS	PLAYOFF GAMES
1. Joe Montana	San Francisco/Kansas City	5,772	23
2. John Elway	Denver	4,964	22
3. <b>DAN MARINO</b>	<b>MIAMI</b>	<b>4,510</b>	<b>18</b>
4. Jim Kelly	Buffalo	3,863	17
5. Troy Aikman	Dallas	3,849	16

Marino had four postseason games of 300 or more passing yards, which ties him with Warren Moon, Troy Aikman, and John Elway for the third highest total in postseason history, surpassed only by the five 300-yard passing games by Dan Fouts and the six 300-yard passing games by Joe Montana . . . Marino threw 32 touchdowns passes in his 18 postseason games, the second highest career total in NFL history . . . In an AFC Wild Card contest on January 9, 2000 at Seattle, Marino's one-yard TD pass to Oronde Gadsden moved him past Terry Bradshaw into second place:

### MOST TOUCHDOWN PASSES IN NFL POSTSEASON HISTORY

PLAYER	TEAMS	TOUCHDOWN PASSES	PLAYOFF GAMES
1. Joe Montana	San Francisco/Kansas City	45	23
2. <b>DAN MARINO</b>	<b>MIAMI</b>	<b>32</b>	<b>18</b>
3. Terry Bradshaw	Pittsburgh	30	19
4. John Elway	Denver	27	22
5. Brett Favre	Green Bay	25	14

Marino threw at least one touchdown pass in 16 of his 18 playoff contests, throwing a TD pass in his first 13 postseason contests before being held without a touchdown pass in an AFC Wild Card game on Dec. 28, 1997 at New England . . . He also failed to throw a touchdown pass in an AFC Divisional Playoff matchup at Denver on Jan. 9, 1999 . . . Marino's 13-game postseason streak with at least one touchdown pass establishes the NFL record for the most consecutive games with a touchdown pass, and he broke that record on December 31, 1984 vs. Kansas City when he threw a touchdown pass for the 11th consecutive game before extending the mark to 13 straight games following his two touchdowns at Buffalo in an AFC Wild Card playoff game on Dec. 30, 1995, before having that streak ended in an AFC Wild Card game at New England on Dec. 28, 1997:

### NFL RECORD, TOUCHDOWN PASSES IN CONSECUTIVE PLAYOFF GAMES

PLAYER	TEAM	SEASONS	CONSECUTIVE PLAYOFF GAMES WITH A TD PASS
<b>DAN MARINO</b>	<b>MIAMI</b>	<b>1983-95</b>	<b>13</b>
Brett Favre	Green Bay	1995-98 (current)	10
Joe Montana	San Francisco	1988-90	10
Ken Stabler	Oakland	1973-77	10
John Elway	Denver	1984-89	9

**PRO BOWL:** Marino was selected to nine Pro Bowls (1983-87, 1991-92, 1994-95), including seven as a starter (1983-86, 1992, 1994-95), but due to injuries he was able to play in only two games (1984, 1992) . . . Marino's nine Pro Bowl selections set a Dolphins record for most career selections, surpassing the former record of six selections that had previously been set by quarterback Bob Griese (1970-71, 1973-74, 1977-78), center Jim Langer (1973-78), and guard Bob Kuechenberg (1974-75, 1977-78, 1982-83) . . . Marino's seven Pro Bowl starts set a Dolphins record for career starts, surpassing the former record of five starts that had previously been set by Langer (1973-77) . . . When Marino was selected to the Pro Bowl following his rookie season in 1983, he became the youngest quarterback ever selected to the Pro Bowl:



## YOUNGEST PRO BOWL QUARTERBACKS (1970-00)

QUARTERBACK	TEAM	YEAR	AGE
<b>DAN MARINO*</b>	<b>MIAMI</b>	<b>1983</b>	<b>22 YEARS, 4 MONTHS, 14 DAYS</b>
Drew Bledsoe	New England	1994	22 years, 11 months, 22 days
Brett Favre	Green Bay	1992	23 years, 3 months, 28 days
<b>DAN MARINO</b>	<b>MIAMI</b>	<b>1984</b>	<b>23 YEARS, 4 MONTHS, 12 DAYS</b>
Peyton Manning	Indianapolis	1999	23 years, 10 months, 6 days
Bernie Kosar#	Cleveland	1987	24 years, 2 months, 13 days

\* Did not play due to injury

# Named to squad by AFC coaching staff as a "need" player

## PERSONAL

Married to Claire (1/30/85), Marino and his wife have five children, Daniel Charles (9/4/86), Michael Joseph (5/18/88), Joseph Donald (7/26/89), Alexandra Claire (5/13/92) and Niki Lin (12/15/96) and reside in Weston . . . An outstanding golfer . . . Teamed with golf pro Dan Pohl to win the championship at the AT&T Pebble Beach National ProAm in February, 1988, at Pebble Beach, Calif . . . Played in U.S. Open qualifier in 2001 . . . Served as honorary starter for the 1998 Daytona 500 . . . In '91 off-season worked as color commentator on USA cable network's coverage of World League of American Football . . . Played himself in movie "Ace Ventura: Pet Detective," which starred Jim Carrey, Sean Young and Courtney Cox and was one of the most popular films in 1994 . . . Appeared in 1998 movie "Holy Man", that starred Eddie Murphy . . . Appears in music video by Hootie and the Blowfish for song, "Only Wanna Be With You" . . . Has won each of the two NFL Quarterback Challenge competitions held in Hawaii . . . Has appeared on the cover of every national sports publication at least once, including second GQ cover appearance in Sept., 1996 . . . Established the Dan Marino Foundation, which helps support many South Florida charities . . . He also raised funds for his foundation through the "Touchdown for Tots" program, which raised over \$830,000 since its inception . . . As a sponsor of his own program, Marino donated \$500 for every touchdown he threw . . . Sponsors an annual golf tournament in February in Fort Lauderdale for the benefit of the Dan Marino Foundation, which in 2001 raised over \$400,000 . . . Helped create Miami Children's Hospital Dan Marino Center in Weston that opened in 1998 and offers comprehensive health care to children with chronic medical needs . . . Named as Sprint/NFL Man of the Year in 1998 . . . Named Miami Dolphins NFL Man of the Year each year from 1996-98 . . . Won the 1995 Ed Block Courage Award . . . Served as the Dolphins' 1994 United Way representative . . . In 1998, served as one of three NFL representatives appearing in a national public service announcement in honor of the NFL's 25-year partnership with the United Way . . . Had his neighborhood field in Pittsburgh named Dan Marino Field in March, 1990 . . . Was the number-one selection in the inaugural United States Football League draft in 1983, being chosen by the Los Angeles Express . . . Had been a fourth-round choice of baseball's Kansas City Royals in 1979 . . . Attended Central Catholic High School in Pittsburgh, lettering in football and baseball . . . Full name is Daniel Constantine Marino, Jr., born Sept. 15, 1961, in Pittsburgh, Pa.

## DAN MARINO'S NFL REGULAR SEASON STATISTICS

YEAR	TEAM	G-S	ATT.	COMP.	YDS.	PCT.	TD	INT.	LG	TKLD.	RATE
1983	Miami	11-9	296	173	2210	58.4	20	6	85t	10/80	96.0
1984	Miami	16-16	564	362	5084	64.2	48	17	80t	13/120	108.9
1985	Miami	16-16	567	336	4137	59.3	30	21	73t	18/157	84.1
1986	Miami	16-16	623	378	4746	60.7	44	23	85t	17/119	92.5
1987	Miami	12-12	444	263	3245	59.2	26	13	59t	9/77	89.2
1988	Miami	16-16	606	354	4434	58.4	28	23	80t	6/31	80.8
1989	Miami	16-16	550	308	3997	56.0	24	22	78t	10/86	76.9
1990	Miami	16-16	531	306	3563	57.6	21	11	69t	15/90	82.6
1991	Miami	16-16	549	318	3970	57.9	25	13	54t	27/182	85.8
1992	Miami	16-16	554	330	4116	59.6	24	16	62t	28/173	85.1
1993	Miami	5-5	150	91	1218	60.7	8	3	80t	7/42	95.9
1994	Miami	16-16	615	385	4453	62.6	30	17	64t	17/113	89.2
1995	Miami	14-14	482	309	3668	64.1	24	15	67t	22/153	90.8
1996	Miami	13-13	373	221	2795	59.2	17	9	74t	18/131	87.8
1997	Miami	16-16	548	319	3780	58.2	16	11	55	20/142	80.7
1998	Miami	16-16	537	310	3497	57.7	23	15	61t	23/178	80.0
1999	Miami	11-11	369	204	2448	55.3	12	17	62	9/66	67.4
<b>17-YEAR TOTALS</b>		<b>242-240</b>	<b>8358</b>	<b>4967</b>	<b>61361</b>	<b>59.4</b>	<b>420</b>	<b>252</b>	<b>85t</b>	<b>269/1940</b>	<b>86.4</b>

## DAN MARINO'S NFL PLAYOFF STATISTICS

YEAR	TEAM	G-S	ATT.	COMP.	YDS.	PCT.	TD	INT.	LG	TKLD.	RATE
1983	Miami	1-1	25	15	193	60.0	2	2	32t	0/0	77.6
1984	Miami	3-3	116	71	1001	61.2	8	5	41t	4/29	94.1
1985	Miami	2-2	93	45	486	48.4	3	3	39t	1/14	61.5
1990	Miami	2-2	79	42	544	53.2	5	2	64t	2/8	85.6
1992	Miami	2-2	74	39	435	52.7	4	2	30t	4/25	77.3
1994	Miami	2-2	67	46	519	68.7	5	0	31t	2/13	116.4
1995	Miami	1-1	64	33	422	51.6	2	3	45t	0/0	63.4
1997	Miami	1-1	43	17	141	39.5	0	2	42	4/21	29.3
1998	Miami	2-2	71	49	478	69.0	1	3	56	2/12	74.7
1999	Miami	2-2	55	28	291	50.9	2	2	27	3/19	63.5
<b>PLAYOFF TOTALS</b>		<b>18-18</b>	<b>687</b>	<b>385</b>	<b>4510</b>	<b>56.0</b>	<b>32</b>	<b>24</b>	<b>64t</b>	<b>22/141</b>	<b>77.1</b>

## ADDITIONAL STATS

**Rushing:** 28 for 45 yards, 1.6 avg., long 15, 2 TDs in 1983; 28 for -7 yards, -.3 avg., long 10 in 1984; 26 for -24 yards, -.9 avg., long 2 in 1985; 12 for -3 yards, -.3 avg., long 13 in 1986; 12 for -5 yards, -.4 avg., long 5t, 1 TD in 1987; 20 for -17 yards, -.9 avg., long 6 in 1988; 14 for -7 yards, -.5 avg., long 2, 2 TDs in 1989; 16 for 29 yards, 1.8 avg., long 15 in 1990; 27 for 32 yards, 1.2 avg., long 11, 1 TD in 1991; 20 for 66 yards, 3.3 avg., long 12 in 1992; 9 for -4 yards, -.4 avg., long 4t, 1 TD in 1993; 23 for -6 yards, -.3 avg., long 10, 1 TD in 1994, 11 for 14 yards, 1.3 avg., long 12 in 1995; 11 for -3, -.03 avg., long 7 in 1996; 18 for -14 yards, -.8 avg., long 1 in 1997; 21 for -3 yards, -.01 avg., long 10, 1 TD in 1998; 6 for -6 yards, -1.0 avg., long 0 in 1999 for total of 302 for 87 yards, 0.3 avg., long 15, 9 TDs (P-15 for 0 yard, 0.0 avg., long 5, 1 TD)

**Receiving:** 1 for -6 yards in 1995

**Miscellaneous Tackles:** 2 in 1984, 1 in 1988, 2 in 1989, 1 in 1990, 1 in 1992 for total of 7

**Fumble Recoveries:** 1 in 1988

## SINGLE-GAME HIGHS 'N' LOWS

**Most Pass Attempts:** \*64 at Buffalo, 12/30/95  
60 vs. N.Y. Jets, 10/23/88  
60 at New England, 11/23/97  
57 vs. L.A. Raiders, 12/2/84  
57 vs. N.Y. Jets, 12/13/98

**Most Pass Completions:** 39 at Buffalo, 11/16/86



	38	at New England, 11/23/97
	35	vs. L.A. Raiders, 12/2/84
	35	vs. N.Y. Jets, 10/23/88
	35	vs. Atlanta, 12/3/95
<b>Most Yards Passing:</b>	521	vs. N.Y. Jets, 10/23/88
	473	vs. New England, 9/4/94
	470	vs. L.A. Raiders, 12/2/84
	450	at Cincinnati, 10/1/95
	448	at N.Y. Jets, 9/21/86
<b>Most TD Passes:</b>	6	at N.Y. Jets, 9/21/86
	5	at Washington, 9/2/84
	5	at Green Bay, 12/8/85
	5	at L.A. Rams, 12/14/86
	5	at N.Y. Jets, 11/27/88
	5	vs. New England, 9/4/94
	4	16 times (last time: vs. Denver, 12/21/98)
<b>Highest Completion Pct.:</b>	81.3	vs. Indianapolis, 12/4/88
	80.6	vs. N.Y. Jets, 11/24/86
	80.6	vs. Pittsburgh, 11/1/87
	78.6	at Indianapolis, 11/8/92
	78.1	vs. Houston, 10/14/84
	*75.9	vs. Kansas City, 12/31/94
<b>Most Interceptions:</b>	5	vs. N.Y. Jets, 10/23/88
	5	at Dallas, 11/25/99
	4	vs. San Francisco, 9/28/86
	4	vs. Atlanta, 11/30/86
	3	20 times (last time: vs. N.Y. Jets, 12/27/99)
<b>Fewest Pass Attempts:</b>	3	at New England, 10/17/99
	8	at Indianapolis, 9/23/96
	15	at Buffalo, 11/2/97
	15	at Indianapolis, 12/14/97
	16	vs. Pittsburgh, 11/26/89
<b>Fewest Pass Completions:</b>	1	at New England, 10/17/99
	5	at Indianapolis, 9/23/96
	5	at Buffalo, 11/2/97
	7	at Indianapolis, 12/14/97
	8	vs. Pittsburgh, 11/26/89
<b>Fewest Yards Passing:</b>	8	at New England, 10/17/99
	67	at Indianapolis, 9/23/96
	71	at Indianapolis, 12/14/97
	76	at Buffalo, 11/2/97
	90	at L.A. Raiders, 9/19/83
<b>Fewest TD Passes:</b>	0	39 times (last time: at Washington, 1/2/00)
	1	81 times (last time: *at Jacksonville, 1/15/00)
<b>Lowest Completion Pct.:</b>	33.3	at Buffalo, 11/2/97
	33.3	at New England, 10/17/99
	37.8	at New England, 11/13/83
	37.9	at Houston, 10/1/89
	38.5	vs. Indianapolis, 8/31/97
<b>Fewest Interceptions:</b>	0	90 times (last time: *at Seattle, 1/9/00)
	1	94 times (last time: at Washington, 1/2/00)
<b>Longest Completions:</b>	85	yards (TD) to Duper vs. Baltimore, 11/20/83
	85	yards (TD) to Duper vs. Houston, 11/2/86
	80	yards (TD) to Duper vs. Indianapolis, 9/23/84
	80	yards (TD) to Edmunds at N.Y. Jets, 11/27/88
	80	yards (TD) to Martin vs. Washington, 10/4/93
<b>Most Times Sacked:</b>	5	at New Orleans, 11/29/92
	5	vs. N.Y. Jets, 12/13/98
	*4	vs. San Francisco, 1/20/85
	4	at San Diego, 9/7/86

4 at Indianapolis, 9/25/88  
 4 at N.Y. Jets, 9/29/91  
 4 vs. Buffalo, 11/16/92  
 4 vs. Houston, 11/22/92  
 \*4 vs. Buffalo, 1/17/93  
 4 vs. N.Y. Jets, 9/12/93  
 4 at Pittsburgh, 11/20/94  
 4 vs. San Francisco, 11/20/95  
 4 at Indianapolis, 11/26/95  
 4 vs. Chicago, 10/27/97  
 \*4 at New England, 12/28/97  
 3, 21 times (last time: at Buffalo, 11/1/98)  
 18 at New England, 11/13/83  
 15 at New England, 11/13/83  
 15 at Indianapolis, 10/28/90

**Most Rushing Yards:**  
**Longest Runs:**

\*Playoff Game

**PASSING BREAKDOWN**  
**CAREER**

	W-L	ATT	CMP	YDS	PCT	TD	INT	LG
Buffalo	13-17	1001	614	7553	61.3	50	35	65
Indianapolis	22-11	1030	624	7537	60.6	54	17	85
Miami	-	-	-	-	-	-	-	-
New England	17-13	1027	608	7382	59.2	42	46	67
N.Y. Jets	17-13	1125	656	8651	58.3	72	36	80
<b>AFC East</b>	<b>69-54</b>	<b>4183</b>	<b>2502</b>	<b>31123</b>	<b>59.8</b>	<b>218</b>	<b>134</b>	<b>85</b>
Baltimore	1-0	27	19	189	70.4	0	0	23
Cincinnati	6-0	219	143	1680	65.3	11	2	58
Cleveland	5-1	205	126	1661	61.5	11	5	47
Jacksonville	0-1	49	30	323	61.2	2	1	28
Pittsburgh	6-4	306	193	2195	63.1	13	10	66
Tennessee	6-3	291	161	2025	55.3	11	11	85
<b>AFC Central</b>	<b>24-9</b>	<b>1097</b>	<b>672</b>	<b>8073</b>	<b>61.3</b>	<b>48</b>	<b>29</b>	<b>85</b>
Denver	3-0	104	63	960	60.6	9	1	73
Kansas City	4-3	243	142	1687	58.4	12	4	54
Oakland	5-4	347	196	2356	56.5	18	11	68
San Diego	3-3	238	150	1775	63.0	11	3	55
Seattle	2-0	68	40	504	58.8	3	4	45
<b>AFC West</b>	<b>17-10</b>	<b>1000</b>	<b>591</b>	<b>7282</b>	<b>59.1</b>	<b>53</b>	<b>23</b>	<b>73</b>
<b>AFC Total</b>	<b>110-73</b>	<b>6280</b>	<b>3765</b>	<b>46478</b>	<b>60.0</b>	<b>319</b>	<b>186</b>	<b>85</b>
Arizona	4-0	119	77	1033	64.7	8	2	51
Dallas	3-2	178	93	1211	52.2	7	9	63
N.Y. Giants	0-2	60	30	324	50.0	1	4	66
Philadelphia	3-0	127	72	987	56.7	6	2	54
Washington	3-2	165	87	1298	52.7	10	4	80
<b>NFC East</b>	<b>13-6</b>	<b>649</b>	<b>359</b>	<b>4853</b>	<b>55.3</b>	<b>32</b>	<b>21</b>	<b>80</b>
Chicago	2-3	156	81	1129	51.9	8	5	55
Detroit	2-2	152	89	1016	58.5	4	3	38
Green Bay	5-1	218	133	1568	61.0	12	7	61
Minnesota	1-1	91	49	695	53.8	5	6	43
Tampa Bay	3-1	154	98	1110	63.6	9	1	51
<b>NFC Central</b>	<b>13-8</b>	<b>771</b>	<b>450</b>	<b>5518</b>	<b>58.4</b>	<b>38</b>	<b>22</b>	<b>61</b>
Atlanta	2-2	166	96	1216	57.8	5	8	54
Carolina	1-0	21	14	140	66.7	0	1	25
New Orleans	2-1	145	87	905	60.0	8	3	29
St. Louis	5-0	182	112	1309	61.5	13	6	69
San Francisco	1-3	144	84	942	58.3	5	5	42
<b>NFC West</b>	<b>11-6</b>	<b>658</b>	<b>393</b>	<b>4512</b>	<b>59.7</b>	<b>31</b>	<b>23</b>	<b>69</b>
<b>NFC Total</b>	<b>37-20</b>	<b>2078</b>	<b>1202</b>	<b>14883</b>	<b>57.8</b>	<b>101</b>	<b>66</b>	<b>80</b>

**Retired Jersey #13 • 535**

# PASSING BREAKDOWN

## CAREER

	W-L	ATT	CMP	YDS	PCT	TD	INT	LG
Home	82-38	4220	2529	31726	59.9	224	137	85
Road	65-55	4138	2438	29635	58.9	196	115	80
August/September	38-19	1865	1117	14045	59.8	103	54	80
October	39-19	2041	1190	14773	58.3	92	66	80
November	37-29	2254	1352	16621	59.9	115	69	85
December/January	33-26	2198	1308	15922	59.5	110	63	69
Games 1-8	74-40	3855	2280	28567	59.1	192	118	80
Games 9-16	73-53	4503	2687	32794	59.7	228	134	85
Wins	147	4923	3042	37817	61.8	277	123	85
Losses	93	3435	1925	23544	56.0	143	129	55
Ties	-	-	-	-	-	-	-	-

## MARINO VS. HALL OF FAME QUARTERBACKS

(Comparing Dan Marino's career with those of the 19 quarterbacks in the Pro Football Hall of Fame)

PLAYER	ATT.	COMP.	YDS.	PCT.	TD	INT.	RATE
<b>MARINO, DAN</b> (MIAMI, 1983-99)	<b>8358</b>	<b>4967</b>	<b>61361</b>	<b>59.4</b>	<b>420</b>	<b>252</b>	<b>86.4</b>
Baugh, Sammy (Washington, 1937-52)	2995	1693	21886	56.5	186	203	72.0
Blanda, George (Chicago, Balt., Hou., Oak., 1949-75)	4007	1911	26920	47.7	236	277	60.7
Bradshaw, Terry (Pittsburgh, 1970-83)	3901	2025	27989	51.9	212	210	71.1
Dawson, Len (Pitt., Clev., Dal., K.C., 1957-75)	3741	2136	28711	57.6	239	183	82.6
Fouts, Dan (San Diego, 1973-87)	5604	3297	43040	59.0	254	242	80.2
Graham, Otto (Cleveland, 1950-55)	1565	872	13499	55.7	88	94	78.2
Griese, Bob (Miami, 1967-80)	3429	1926	25092	56.2	192	172	77.1
Jurgensen, Sonny (Phil., Wash., 1957-74)	4262	2433	32224	57.1	255	189	82.0
Layne, Bobby (Chi., N.Y., Det., Pitt, 1948-62)	3700	1814	26768	49.0	196	243	63.4
Luckman, Sid (Chicago, 1939-50)	1744	904	14683	51.8	139	131	75.7
Montana, Joe (San Francisco, K.C., 1979-94)	5391	3409	40551	63.2	273	139	92.3
Namath, Joe (N.Y. Jets, L.A., 1965-77)	3762	1886	27663	50.1	173	220	65.6
Starr, Bart (Green Bay, 1956-71)	3149	1803	24718	57.4	152	138	80.3
Staubach, Roger (Dallas, 1969-79)	2958	1685	22700	57.0	153	109	83.4
Tarkenton, Fran (Minn., N.Y. Giants, 1961-78)	6467	3686	47003	57.0	342	266	80.4
Tittle, Y.A. (Balt., S.F., N.Y. Giants, 1948-64)	4395	2427	33070	55.2	242	248	74.4
Unitas, Johnny (Baltimore, San Diego, 1956-73)	5186	2830	40239	54.6	290	253	78.2
Van Brocklin, Norm (Los Angeles, Phil., 1949-60)	2895	1553	23611	53.6	173	178	75.1
Waterfield, Bob (Clev., Los Angeles, 1945-52)	1617	814	11849	50.3	98	127	61.6



## MARINO'S NFL RECORDS

Most Attempts, Career .....	8,358
Most Completions, Career .....	4,967
Most Yards Passing, Career .....	61,361
Most Touchdown Passes, Career .....	420
Highest Pass Rating, Rookie Season: .....	96.0 in 1983
Highest Completion Percentage, Rookie Season: .....	58.45 in 1983 (296-173)
Most Yards Gained, Season: .....	5,084 in 1984
Most Games, 400 or more Yards Passing, Career: .....	13
Most Games, 400 or more Yards Passing, Season: .....	4 in 1984
Most Games, 300 or more Yards Passing, Career: .....	60
Most Seasons, 3,000 or more Yards Passing: .....	13 (1984-92, 1994-95, 1997-98)
Most Touchdown Passes, Season: .....	48 in 1984
Most Games, Four or more Touchdown Passes, Career: .....	21
Most Games, Four or more Touchdown Passes, Season: .....	6 in 1984
Most Consecutive Games, Four or more Touchdown Passes: .....	4 in 1984
Lowest Percentage, Passes Had Intercepted, Rookie Season: .....	2.03 in 1983 (296-6)
Most Seasons Leading League, Attempts .....	5 (1984, 1986, 1988, 1992, 1997)
Most Seasons Leading League, Completions .....	6 (1984-86, 1988, 1992, 1997)
Most Seasons, 40 or more Touchdown Passes: .....	2 (1984, 1986)
Most Seasons, 20 or more Touchdown Passes: .....	13 (1983-92, 1994-95, 1998)
Most Consecutive Seasons, 20 or more Touchdown Passes: .....	10 (1983-92)
100 TD Passes in Fewest Amount of Games to Start Career: .....	44 (9/7/86 at S.D.)
200 TD passes in Fewest Amount of Games to Start Career: .....	89 (9/17/89 at N.E.)
300 TD passes in Fewest Amount of Games to Start Career: .....	157 (9/4/94 vs. N.E.)

### (Records Tied For)

Most Seasons Leading League, Yards Gained: .....	5 (1984-86, 1988, 1992) with <b>Sonny Jurgensen</b> (Philadelphia, 1961-62; Washington, 1966-67, 1969)
Most Consecutive Seasons Leading League, Completions: .....	3 (1984-86) with <b>George Blanda</b> (Houston, 1963-65)
Most Consecutive Games, 400 or more Yards Passing: .....	2 (1984) with <b>Dan Fouts</b> (San Diego, 1982) and <b>Phil Simms</b> (N.Y. Giants, 1985)
Most Consecutive Seasons, 4,000 or more Yards Passing: .....	3 (1984-86) with <b>Dan Fouts</b> (San Diego, 1979-81)
Most Consecutive Seasons, 3,000 or more Yards Passing: .....	9 (1984-92) with <b>Brett Favre</b> (Green Bay, 1992-00)
Most Games, 300 or more Yards Passing, Season: .....	9 (1984) with <b>Warren Moon</b> (Houston, 1990) and <b>Kurt Warner</b> (St. Louis, 1999)

## AWARDS

**ASSOCIATED PRESS** – 1983 second-team All-NFL; 1984 All-NFL, MVP and offensive player of the year; 1985 All-NFL; 1986 All-NFL; 1994 second-team All-NFL

**COLLEGE & PRO FOOTBALL NEWSWEEKLY** – 1984 All-NFL and MVP; 1985 All-NFL; 1992 second-team All-NFL

**FOOTBALL DIGEST** – 1984 All-NFL and MVP; 1985 All-NFL; 1986 All-NFL

**FOOTBALL NEWS** – 1983 offensive player of the year; 1984 player of the year; 1985 All-AFC; 1986 All-AFC; 1992 All-AFC; 1994 All-AFC

**MAXWELL CLUB BERT BELL AWARD** – 1984

**NEA** – 1984 MVP and All-NFL; 1985 second-team All-NFL; 1986 second-team All-NFL; 1992 second-team All-NFL

**NFL** – 1998 Man of the Year

**NFL ALUMNI** – 1984 quarterback of the year; 1985 quarterback of the year; 1986 quarterback of the year

**NFLPA** – 1984 MVP; 1986 AFC MVP; 1994 AFC MVP

**PRO BOWL** – 1983; 1984; 1985; 1986; 1987; 1991; 1992; 1994

**PRO FOOTBALL WEEKLY** – 1983 All-AFC; 1984 All-NFL, MVP and All-AFC; 1986 All-NFL and All-AFC

**PFWA** – 1984 All-NFL and MVP; 1985 All-NFL; 1986 All-NFL

**SEAGRAM'S** – 1984 All-NFL; 1986 player of the year

**SPORTS ILLUSTRATED** – 1985 All-NFL; 1986 All-NFL

**THE SPORTING NEWS** – 1983 rookie of the year; 1984 All-NFL and MVP; 1985 All-NFL; 1986 All-NFL

**UNITED PRESS** – 1983 All-AFC; 1984 All-AFC; 1985 All-AFC; 1986 All-AFC; 1992 All-AFC; 1994 All-AFC

**WASHINGTON TOUCHDOWN CLUB** – 1984 MVP

**ALL-ROOKIE TEAMS (1983)** – The Sporting News, PFWA, Pro Football Weekly and Football Digest



# ALL-TIME ROSTER

(1966-00 - Players must participate in at least one regular-season game to qualify)

## HEAD COACHES

Johnson, Jimmy	Arkansas	1996-99
Shula, Don	John Carroll	1970-95
<b>Wannstedt, Dave</b>	<b>Pittsburgh</b>	<b>2000</b>
Wilson, George	Northwestern	1966-69

## ASSISTANT COACHES

Arnsperger, Bill	Miami (Ohio)	Defense, Linebackers	1970-72
<b>Bates, Jim</b>	<b>Tennessee</b>	Ass't Head Coach/Defense	1973, 1976-83
Beightol, Larry	Catawba	<b>Defensive Coordinator</b>	<b>2000</b>
Bingaman, Les	Illinois	Ass't Head Coach/Offensive Line	1996-97
<b>Blevins, Doug</b>	<b>E. Tennessee State</b>	Offensive Line	1998
Boudreau, Paul	Boston College	Defensive Line	1966-69
<b>Brooks, Clarence</b>	<b>Massachusetts</b>	<b>Kicking</b>	<b>1997-00</b>
Brown, Kippy	Memphis	Offensive Line	1999-00
Clark, Monte	Southern California	<b>Defensive Line</b>	<b>2000</b>
<b>Collier, Joel</b>	<b>Northern Colorado</b>	Running Backs	1996-97
Costello, Vince	Ohio University	Offensive Coordinator	1998-99
Crosby, Steve	Fort Hays State	Offensive Line	1970-73
Doll, Don	Southern California	Offense	1974
English, Wally	Louisville	Offense/Offensive Line, Run Offense	1975
<b>Ford, Robert</b>	<b>Houston</b>	Offensive Line	1995
<b>Gailey, Chan</b>	<b>Florida</b>	<b>Staff Assistant</b>	<b>1994</b>
<b>Gamble, John</b>	<b>Hampton Institute</b>	<b>Defensive Staff Assistant</b>	<b>1995-97</b>
<b>Garrett, Judd</b>	<b>Princeton</b>	<b>Running Backs</b>	<b>1998-00</b>
Godette, Cary	East Carolina	Defense	1974
Greene, Joe	North Texas State	Special Teams	1979-82
Hefferle, Ernie	Duquesne	Linebackers, Pass Defense	1975-76
Henning, Dan	William & Mary	Quarterbacks, Receivers	1981-82
Hill, George	Denison	<b>Wide Receivers</b>	<b>1998-00</b>
Idzik, John	Maryland	<b>Offensive Coordinator</b>	<b>2000</b>
<b>Jones, Pat</b>	<b>Arkansas</b>	<b>Strength</b>	<b>1994-95</b>
Keane, Tom	West Virginia	<b>Strength and Conditioning</b>	<b>1996-00</b>
Koenning, Les	Texas	<b>Offensive Assistant</b>	<b>2000</b>
<b>Lewis, Bill</b>	<b>East Stroudsburg</b>	Defensive Line	1996-99
Matheson, Bob	Duke	Defensive Line	1992-95
McGeorge, Rich	Elon	Offensive Line	1966-69
McPeak, Bill	Pittsburgh	Quarterbacks, Receivers	1979-80
Nathan, Tony	Alabama	Linebackers	1989-95
<b>Nunn, Robert</b>	<b>Oklahoma State</b>	Defensive Coord./Linebackers	1996-99
Olivadotti, Tom	Upsala	Offensive Backs	1966-69
Pelligrini, Bob	Maryland	<b>Tight Ends</b>	<b>1996-00</b>
<b>Phillips, Mel</b>	<b>North Carolina A&amp;T</b>	Defensive Backs	1966-75
		Defensive Backs, Punting	1976-84
		Special Teams	1985
		Offensive Staff Assistant	1997
		<b>Defensive Nickel Package</b>	<b>1996-00</b>
		Special Teams	1983
		Special Teams, Linebackers	1984
		Linebackers	1985-86
		Ass't Offensive Line, Tight Ends	1993-95
		Assistant Offensive Line	1996-99
		Offense	1973-74
		Coaches' Assistant	1989-92
		Offensive Backs	1993-95
		<b>Ass't Defensive Line/Def. Ass't</b>	<b>2000</b>
		Defense	1987-95
		Linebackers	1966-67
		<b>Defensive Backs</b>	<b>1985-95</b>
		<b>Secondary</b>	<b>1996-00</b>

<b>Roll, Brad</b>	<b>Stephen F. Austin</b>	<b>Ass't Strength and Conditioning</b>	<b>1996-00</b>
Sandusky, John	Villanova	Offensive Line, Running Game	1976-81
		Offensive Line	1982-88
		Ass't Head Coach/Offensive Line	1989-94
Scarry, Mike	Waynesburg	Defensive Line	1970-74
		Defensive Line, Run Defense	1975-85
Schnelker, Bob	Bowling Green	Receivers	1974
Schnellenberger, Howard	Kentucky	Offense, Receivers	1970-72
		Offense, Receivers, Passing Game	1975-78
Seiple, Larry	Kentucky	Wide Receivers	1988-97
		Quarterbacks	1998-99
Sekanovich, Dan	Tennessee	Defensive Line	1986-91
Shannon, Randy	Miami (Fla.)	Defensive Staff Assistant	1998-99
		Linebackers	2000
Shula, David	Dartmouth	Receivers	1982-84
		Receivers, Quarterbacks	1985
		Ass't Head Coach/Rec., QBs	1986-87
		Ass't Head Coach/QBs, Pass Game	1988
<b>Shula, Mike</b>	<b>Alabama</b>	<b>Coaches' Assistant</b>	<b>1991-92</b>
		<b>Quarterbacks</b>	<b>2000</b>
Stephenson, Dwight	Alabama	Assistant Offensive Line	1992
Stevens, Gary	John Carroll	Quarterbacks, Pass Offense	1989-91
		Offense, Quarterbacks	1992-95
		Offensive Coordinator	1996-97
Studley, Chuck	Illinois	Defense	1984-86
		Linebackers	1987-88
Taseff, Carl	John Carroll	Offensive Backs	1970-74
		Offensive Backs, Kickers	1975
		Offensive Backs, Special Teams	1976-82
		Offensive Backs	1983-92
		Staff Assistant	1993
Wade, Junior	South Carolina State	Strength and Flexibility	1983-84
		Strength and Conditioning	1985-93
		Conditioning	1994-95
Walston, Bobby	Georgia	Receivers, Kicking	1966-67
<b>Wannstedt, Dave</b>	<b>Pittsburgh</b>	<b>Assistant Head Coach</b>	<b>1999</b>
Westhoff, Mike	Wichita State	Special Teams, Tight Ends	1986-88
		Special Teams, Ass't Off. Line	1989
		Special Teams	1990-00

## PLAYERS

### - A -

Abdul-Jabbar, Karim	RB	UCLA	1996-99
Adams, Stefon	S	East Carolina	1990
Ahrens, Dave	LB	Wisconsin	1989
Albright, Ethan	T	North Carolina	1995
Alexander, Bruce	CB	Stephen F. Austin	1992-93
Alexander, John	DE	Rutgers	1977-78
Allen, Jeff	CB	California-Davis	1980
Anderson, Dick	S	Colorado	1968-77
Anderson, Dunstan	DE	Tulsa	1997
Anderson, Terry	WR	Bethune-Cookman	1977-78
Andrews, John	DE	Morgan State	1975-76
Armstrong, Antonio	LB	Texas A&M	1995
Armstrong, Trace	DE	Florida	1995-00
Arnold, Jim	P	Vanderbilt	1994
Atkins, Gene	S	Florida A&M	1994-96
Auer, Joe	RB	Georgia Tech	1966-67
Avery, John	RB	Mississippi	1998-99

### - B -

Babb, Charlie	S	Memphis State	1972-79
Bachman, Ted	CB	New Mexico State	1976
Bailey, Clarence	FB	Hampton Institute	1987
Bailey, Elmer	WR	Minnesota	1980-81
Bailey, Robert	CB	Miami (Fla.)	1996
Baker, Mel	WR	Texas Southern	1974

Ball, Larry	LB	Louisville	1972-74, 1977-78
Banks, Fred	WR	Liberty	1987-93
Bannon, Bruce	LB	Penn State	1973-74
Barber, Kantroy	FB	West Virginia	1999
Barber, Rudy	LB	Bethune-Cookman	1968
Barisich, Carl	DT	Princeton	1977-80
Barnes, Rodrigo	LB	Rice	1975
Barnett, Bill	DT	Nebraska	1980-85
Barnett, Fred	WR	Arkansas State	1996-97
Bartholomew, Brent	P	Ohio State	1999
Baty, Greg	TE	Stanford	1990-94
Baumann, Charlie	K	West Virginia	1991
Baumhower, Bob	DT	Alabama	1977-86
Bealles, Bill	T	Northern Iowa	1987
Beaudoin, Doug	S	Minnesota	1980
Beavers, Aubrey	LB	Oklahoma	1994-95
Beecher, Willie	K	Utah State	1987-88
Beier, Tom	S	Miami (Fla.)	1967, 1969
Benjamin, Guy	QB	Stanford	1978-79
Bennett, Charles	DE	Southwestern Louisiana	1987
Bennett, Woody	FB	Miami (Fla.)	1980-88
Benson, Charles	DE	Baylor	1983-84
Berger, Ron	DE	Wayne State	1973
Bessilleu, Don	S	Georgia Tech	1979-81
Betters, Doug	DE	Nevada-Reno	1978-87
Bishop, Richard	DE	Louisville	1982
Blackwood, Glenn	S	Texas	1979-87
Blackwood, Lyle	S	Texas Christian	1981-86
Bock, John	G	Indiana State	1996-00
Bokamper, Kim	LB/DE	San Jose State	1977-85
Bolcar, Ned	LB	Notre Dame	1991-92
Bosa, John	DE	Boston College	1987-89
Bosarge, Wade	S	Tulsa	1977
Boutwell, Tom	QB	Southern Mississippi	1969
<b>Bowens, Tim</b>	<b>DT</b>	<b>Mississippi</b>	<b>1994-00</b>
Bowser, Charles	LB	Duke	1982-85
Boyer, Brant	LB	Arizona	1994
Boynton, John	T	Tennessee	1969
Braggs, Stephen	CB/S	Texas	1992-93
Bramlett, John	LB	Memphis State	1967-68
Branch, Mel	DE	Louisiana State	1966-68
Braxton, Jim	FB	West Virginia	1978
Braxton, Tyrone	S	North Dakota State	1994
Brigance, O.J.	LB	Rice	1996-99
Briscoe, Marlin	WR	Omaha	1972-74
<b>Bromell, Lorenzo</b>	<b>DE</b>	<b>Clemson</b>	<b>1998-00</b>
Brophy, Jay	LB	Miami (Fla.)	1984-86
Brown, Andre	WR	Miami (Fla.)	1989-90
Brown, Bud	S	Southern Mississippi	1984-88
Brown, Dean	S	Fort Valley State	1970
Brown, Donald	CB	Maryland	1986
Brown, J.B.	CB	Maryland	1989-96
Brown, James	T	Virginia State	1996-99
Brown, Mark	LB	Purdue	1983-88
Brown, Tom	FB	Pittsburgh	1987-89
Brudzinski, Bob	LB	Ohio State	1981-89
Bruggers, Bob	LB	Minnesota	1966-68
Buckey, Jeff	G/T	Stanford	1996-98
Buckley, Terrell	CB	Florida State	1995-99
Bulaich, Norm	FB	Texas Christian	1975-79
Bullough, Chuck	LB	Michigan State	1993-94
Buoniconti, Nick	LB	Notre Dame	1969-76
Burgess, Fernanza	WR	Morris Brown	1984
Burgess, Marvell	S	Henderson State	1987
Burton, Shane	DE	Tennessee	1996-98
Byars, Keith	FB	Ohio State	1993-96

- C -

Canale, Whit	DE	Tennessee	1966
--------------	----	-----------	------

Carolan, Brett	TE	Washington State	1996
Carlton, Darryl	T	Tampa	1975-76
Carpenter, Preston	TE	Arkansas	1966
Carter, Joe	RB	Alabama	1984-86
Casares, Rick	RB	Florida	1966
Caterbone, Mike	WR	Franklin and Marshall	1987
Cefalo, Jimmy	WR	Penn State	1978-84
Cesare, Billy	S	Miami (Fla.)	1980
Chalenski, Mike	DE	UCLA	1997
Chambers, Rusty	LB	Tulane	1976-80
Charles, Mike	DT	Syracuse	1983-86
Chavez, Laz	LB	Iona	1987
Chavis, Eddie	WR	Montclair State	1987
Cheek, Louis	T	Texas A&M	1988-89
Chesley, John	TE	Oklahoma State	1984
Chesser, George	RB	Delta State	1966-67
Clancy, Jack	WR	Michigan	1967-69
Clancy, Sean	LB	Amherst	1978
Clark, Gary	WR	James Madison	1995
Clark, Greg	LB	Arizona State	1989
Clark, Robert	WR	North Carolina Central	1992
Clark, Steve	G	Utah	1982-85
Clayton, Mark	WR	Louisville	1983-92
Cleveland, Greg	T	Florida	1987
Cline, Jackie	DT	Alabama	1987-89
Cole, Terry	RB	Indiana	1971
Coleman, Marco	DE	Georgia Tech	1992-95
Collins, Cecil	RB	McNeese State	1999
Collins, Roosevelt	LB	Texas Christian	1992
Collins, Tony	RB	East Carolina	1990
Colzie, Neal	S	Ohio State	1979
Conlin, Chris	G/C	Penn State	1987
Cooke, Ed	DE	Maryland	1966-67
Cooper, Louis	LB	Western Carolina	1991
Copeland, Horace	WR	Miami (Fla.)	1998
Cornelius, Charles	CB	Bethune-Cookman	1977-78
Cornish, Frank	DT	Grambling	1970-71
Cowan, Larry	RB	Jackson State	1982
Cox, Arthur	TE	Texas Southern	1991
Cox, Bryan	LB	Western Illinois	1991-95
Cox, Jim	TE	Miami (Fla.)	1968
Craver, Aaron	RB	Fresno State	1991-94
Crawford, Mike	LB	Nevada	1997-98
Cribbs, Joe	RB	Auburn	1988
Cronin, Bill	TE	Boston College	1966
Cross, Jeff	DE	Missouri	1988-95
Crowder, Randy	DT	Penn State	1974-76
Crusan, Doug	T	Indiana	1968-74
Csonka, Larry	FB	Syracuse	1968-74, 1979
Current, Mike	T	Ohio State	1967, 1977-79

- D -

Dar Dar, Kirby	WR	Syracuse	1995-98
Darnall, Bill	WR	North Carolina	1968-69
Davenport, Ron	FB	Louisville	1985-89
Davis, Gary	RB	Cal Poly-SLO	1976-79
Davis, Ted	LB	Georgia Tech	1970
DeBerg, Steve	QB	San Jose State	1993
DeMarco, Bob	C	Dayton	1970-71
Del Gaizo, Jim	QB	Tampa	1972, 1975
Dellenbach, Jeff	T/C	Wisconsin	1985-94
Den Herder, Vern	DE	Central College (Iowa)	1971-82
Dennard, Mark	C	Texas A&M	1979-83
Dennery, Mike	LB	Southern Mississippi	1976
Dennis, Mark	T	Illinois	1987-93
<b>Denson, Autry</b>	<b>RB</b>	<b>Notre Dame</b>	<b>1999-00</b>
Diana, Rich	RB	Yale	1982
Dixon, Cal	C	Florida	1996
<b>Dixon, Mark</b>	<b>G</b>	<b>Virginia</b>	<b>1998-00</b>



Donnalley, Kevin	G	North Carolina	1998-00
Dornbrook, Thom	G	Kentucky	1980
Dotson, Al	DT	Grambling	1966
Dotson, Dewayne	LB/FB	Mississippi	1994-95, 1997
Douglas, Leland	WR	Baylor	1987
Doxzon, Todd	WR/QB	Iowa State	1998
Drayton, Troy	TE	Penn State	1996-99
Drougas, Tom	T	Oregon	1975-76
Duhe, A.J.	LB/DE	Louisiana State	1977-84
Dunaway, Jim	DT	Mississippi	1972
Duper, Mark	WR	Northwestern State (La.)	1982-92
Dvorak, Rick	DE	Wichita State	1977
<b>Dyer, Deon</b>	<b>FB</b>	<b>North Carolina</b>	<b>2000</b>

- E -

Edmunds, Ferrell	TE	Maryland	1988-92
Edmunds, Randall	LB	Georgia Tech	1968-69
Elia, Bruce	LB	Ohio State	1975
Ellis, Craig	RB	San Diego State	1986
Ellis, Ken	CB	Southern	1976
Emanuel, Bert	WR	Rice	2000
Emanuel, Frank	LB	Tennessee	1966-69
Emtman, Steve	DT	Washington	1995-96
Erickson, Craig	QB	Miami (Fla.)	1996-98
Erlandson, Tom	LB	Washington State	1966-67
Evans, Norm	T	Texas Christian	1966-75

- F -

Faola, Nu	FB	Hawaii	1989
Faison, Earl	DE	Indiana	1966
Farley, Dale	LB	West Virginia	1971
Farmer, George	WR	Southern	1987
Faulkner, Jeff	DE	Southern	1990
Feldman, Todd	WR	Kent State	1987
Fernandez, Manny	DE	Utah	1968-75
<b>Fiedler, Jay</b>	<b>QB</b>	<b>Dartmouth</b>	<b>2000</b>
Fleming, Marv	TE	Utah	1970-74
Foley, Tim	CB/S	Purdue	1970-80
Foster, Jerome	DT	Ohio State	1986
Foster, Roy	G	Southern California	1982-90
Fowler, Charlie	G	Houston	1967-68
Fowlkes, Dennis	LB	West Virginia	1987
Fox, Dion	LB	James Madison	1994-95
Franklin, Andra	FB	Nebraska	1981-84
Franklin, Tony	K	Texas A&M	1988
<b>Freeman, Arturo</b>	<b>S</b>	<b>South Carolina</b>	<b>2000</b>
Fryar, Irving	WR	Nebraska	1993-95
Frye, David	LB	Purdue	1986-89
Fultz, Mike	DT	Nebraska	1981
Funchess, Tom	T	Jackson State	1974
Furjanic, Tony	LB	Notre Dame	1988

- G -

<b>Gadsden, Oronde</b>	<b>WR</b>	<b>Winston-Salem</b>	<b>1998-00</b>
Gaines, Chris	LB	Vanderbilt	1988
Gaines, William	DT	Florida	1994
Galbreath, Harry	G	Tennessee	1988-92
<b>Galyon, Scott</b>	<b>LB</b>	<b>Tennessee</b>	<b>2000</b>
<b>Gamble, Trent</b>	<b>S</b>	<b>Wyoming</b>	<b>2000</b>
<b>Gardener, Daryl</b>	<b>DT</b>	<b>Baylor</b>	<b>1996-00</b>
Gardner, Donnie	DE	Kentucky	1991
Gary, Cleveland	RB	Miami (Fla.)	1994
Giaquinto, Nick	RB	Connecticut	1980-81
Gibson, Ernest	CB	Furman	1989
Giesler, Jon	T	Michigan	1979-88
Gilchrist, Cookie	RB	None	1966
Gilmore, Jim	G	Ohio State	1987

Ginn, Hubert	RB	Florida A&M	1970-75
Glenn, Kerry	CB	Minnesota	1990-92
Goar, Guy	C	Colorado State	1987
Gogan, Kevin	G	Washington	1999
Golic, Mike	DT	Notre Dame	1993
Goode, Irv	C/G	Kentucky	1973-74
Goode, Kerry	RB	Alabama	1989
Goode, Tom	C	Mississippi State	1966-69
<b>Goodwin, Hunter</b>	<b>TE</b>	<b>Texas A&amp;M</b>	<b>1999-00</b>
Gordon, Larry	LB	Arizona State	1976-82
Gore, Stacy	P	Arkansas State	1987
Grady, Garry	S	Eastern Michigan	1969
Graf, Rick	LB	Wisconsin	1987-90
Grant, African	S	Illinois	1990
<b>Grant, Ernest</b>	<b>DT</b>	<b>Arkansas Pine-Bluff</b>	<b>2000</b>
Gray, Chris	G	Auburn	1993-96
Green, Chris	CB/S	Illinois	1991-94
Green, Cleveland	T	Southern	1979-86
Green, Eric	TE	Liberty	1995
Green, Hugh	LB	Pittsburgh	1985-91
Green, Yatil	WR	Miami (Fla.)	1997-99
Greene, Andrew	G	Indiana	1995
Griese, Bob	QB	Purdue	1967-80
Griggs, David	LB/DE	Virginia	1989-93
Grimsley, John	LB	Kentucky	1991-93
Groth, Jeff	WR	Bowling Green	1979
Gruber, Bob	T	Pittsburgh	1987

## - H -

<b>Haley, Jermaine</b>	<b>DT</b>	<b>Butte College</b>	<b>2000</b>
Hamilton, Michael	LB	North Carolina A&T	2000
Hammond, Kim	QB	Florida State	1968
Hampton, Lorenzo	RB	Florida	1985-89
Hand, Norman	DT	Mississippi	1995-96
Hawthorne, Ed	NT	Minnesota	1995
Harden, Bobby	S	Miami (Fla.)	1990-93
Hardy, Bruce	TE	Arizona State	1978-89
Harper, Jack	RB	Florida	1967-68
Harris, Anthony	LB	Auburn	1996-99
Harris, Corey	S	Vanderbilt	1997
Harris, Duriel	WR	New Mexico State	1976-83, 1985
Harris, Leroy	FB	Arkansas State	1977-78
Hatcher, Dale	P	Clemson	1993
Hayes, Jeff	P	North Carolina	1987
Haynes, Abner	RB	North Texas State	1967
Heath, Clayton	RB	Wake Forest	1976
<b>Heffner-Liddiard, Brody</b>	<b>TE</b>	<b>Colorado</b>	<b>2000</b>
Heflin, Vince	WR	Central State (Ohio)	1982-85
Heinz, Bob	DT	Pacific	1969-77
Heller, Ron	T	Penn State	1993-95
Hendel, Andy	LB	North Carolina State	1986
<b>Hendricks, Tommy</b>	<b>LB</b>	<b>Michigan</b>	<b>2000</b>
Henry, Charles	TE	Miami (Fla.)	1991
Hester, Ron	LB	Florida State	1982-84
Higgins, Jim	G	Xavier	1966
Higgs, Mark	RB	Kentucky	1990-94
Hill, Barry	S	Iowa State	1975-76
Hill, Eddie	RB	Memphis State	1981-84
Hill, Ike	WR	Catawba	1976
Hill, Nate	DE	Auburn	1988
Hill, Randal	WR	Miami (Fla.)	1991, 1995-96
Hill, Ray	CB	Michigan State	1998-00
Hill, Sean	CB/S	Montana State	1994-96
Hines, Jimmy	WR	Texas Southern	1969
Hobley, Liffort	S	Louisiana State	1987-93
Hollier, Dwight	LB	North Carolina	1992-99
Holmes, John	DE	Florida A&M	1966
Holmes, Mike	WR	Texas Southern	1976
Hooper, Trell	CB	Memphis State	1987

Hoover, Houston	G	Jackson State	1994
Hopkins, Jerry	LB	Texas A&M	1967-68
Howell, Mike	S	Grambling	1972
Howell, Steve	FB	Baylor	1979-81
Huard, Damon	QB	Washington	1997-00
Huddleston, Jim	G	Virginia	1987
Hudock, Mike	C	Miami (Fla.)	1966
Humphrey, Bobby	RB	Alabama	1992
Hunter, Billy	RB	Syracuse	1966
Hunter, Jeff	DE	Albany (Ga.) State	1992-93
Hutton, Tom	P	Tennessee	1999

- I -

Iaquaniello, Mike	S	Michigan State	1991
Ingram, Mark	WR	Michigan State	1993-94
Irvin, Mark	S	Bethune-Cookman	1987
<b>Irwin, Heath</b>	<b>G</b>	<b>Colorado</b>	<b>2000</b>
Irwin, Tim	T	Tennessee	1994
Ismail, Qadry	WR	Syracuse	1997
Isom, Rickey	FB	North Carolina State	1987
Izzo, Larry	LB	Rice	1996-00

- J -

Jackson, Calvin	CB/S	Auburn	1994-99
Jackson, Frank	WR	Southern Methodist	1966-67
Jackson, Keith	TE	Oklahoma	1992-94
Jackson, Tyoka	DE	Penn State	1994
Jackson, Vestee	CB	Washington	1991-93
Jacobs, Ray	DT	Howard Payne	1967-68
Jacobs, Tim	CB	Delaware	1996-97
Jacobson, Steve	DE	Abilene-Christian	1987
Jacquet, Nate	WR	San Diego State	1998-99
Jaquess, Pete	S	Eastern New Mexico	1966-67
Jarostchuk, Ilia	LB	New Hampshire	1988
Jaworski, Ron	QB	Youngstown State	1987-88
Jeffries, Greg	S	Virginia	1999-00
Jenkins, Al	T	Tulsa	1972
Jenkins, Ed	RB	Holy Cross	1972
Jensen, Jim	QB/WR/RB	Boston University	1981-92
Joe, Billy	RB	Villanova	1966
Johnson, Curtis	CB	Toledo	1970-78
Johnson, Dan	TE	Iowa State	1983-87
Johnson, Demetrious	S	Missouri	1987
Johnson, Greg	G	Oklahoma	1988
<b>Johnson, J.J.</b>	<b>RB</b>	<b>Mississippi State</b>	<b>1999-00</b>
Johnson, Pat	S	Purdue	1995
Johnson, Pete	FB	Ohio State	1984
Jones, Aaron	DE	Eastern Kentucky	1996
Jones, Ray	CB	Southern	1971
Jones, Robert	LB	East Carolina	1998-00
Jordan, Charles	WR	Long Beach City College	1996-98
Joswick, Bob	DE	Tulsa	1968-69
Judie, Ed	LB	Northern Arizona	1984
Judson, William	CB	South Carolina State	1982-89
Junior, E.J.	LB	Alabama	1989-91

- K -

Keating, Bill	DT	Michigan	1967
Kehoe, Scott	T	Illinois	1987
<b>Kelly, Ben</b>	<b>CB</b>	<b>Colorado</b>	<b>2000</b>
Keyes, Jimmy	LB/K	Mississippi	1968-69
Kidd, John	P	Northwestern	1994-97
Kiick, Jim	RB	Wyoming	1968-74
Kinchen, Brian	TE	Louisiana State	1988-90
Kindig, Howard	G/C	Cal State-Los Angeles	1972-73
Kirby, Terry	RB	Virginia	1993-95
Kitts, Jim	FB	Ferrum College	1997-98

Klingbeil, Chuck	NT	Northern Michigan	1991-95
Koch, Greg	T	Arkansas	1986-87
Kocourek, Dave	TE	Wisconsin	1966
Kolen, Mike	LB	Auburn	1970-77
Kolic, Larry	LB	Ohio State	1986-88
Konecny, Mark	RB	Alma	1987
<b>Konrad, Rob</b>	<b>FB</b>	<b>Syracuse</b>	<b>1999-00</b>
Kopp, Jeff	LB	Southern California	1995
Kosar, Bernie	QB	Miami (Fla.)	1994-96
Kozlowski, Mike	S	Colorado	1979-86
Krauss, Barry	LB	Alabama	1989
Kremser, Karl	K	Tennessee	1969-70
Kuechenberg, Bob	G	Notre Dame	1970-84
Kumerow, Eric	DE	Ohio State	1988-90

---

- L -

---

Laakso, Eric	T	Tulane	1978-84
Lamb, Mack	CB	Tennessee State	1967-68
Lambrecht, Mike	DT	St. Cloud State	1987-89
Land, Mel	LB	Michigan State	1979
Landry, Ron	FB	McNeese State	1984
Langer, Jim	C	South Dakota State	1970-79
Lankford, Paul	CB	Penn State	1982-91
Lawless, Burton	G	Florida	1981
Lee, Larry	G/C	UCLA	1985-86
Lee, Ronnie	T/TE	Baylor	1979-82, 1984-89
Lee, Shawn	NT	North Alabama	1990-91
Leigh, Charles	RB	None	1971-74
Lewis, David	TE	California	1987
Limbrick, Garrett	FB	Oklahoma State	1990
Little, George	DE	Iowa	1985-87
Little, Larry	G	Bethune Cookman	1969-80
Logan, Marc	FB	Kentucky	1989-91
Lothridge, Billy	P	Georgia Tech	1972
Lubischer, Steve	LB	Boston College	1987
Lusk, Hendrick	TE	Utah	1998
Lusteg, Booth	K	Connecticut	1967

---

- M -

---

Mackey, Kyle	QB	East Texas State	1987
<b>Madison, Sam</b>	<b>CB</b>	<b>Louisville</b>	<b>1997-00</b>
Malone, Benny	RB	Arizona State	1974-78
Malone, Darrell	CB	Jacksonville State	1992-94
Mandich, Jim	TE	Michigan	1970-77
Manning, Brian	WR	Stanford	1997
<b>Mare, Olindo</b>	<b>K</b>	<b>Syracuse</b>	<b>1997-00</b>
Marino, Dan	QB	Pittsburgh	1983-99
<b>Marion, Brock</b>	<b>S</b>	<b>Nevada</b>	<b>1998-00</b>
Mark, Greg	LB	Miami (Fla.)	1990
Marrone, Doug	G/C	Syracuse	1987
Marshall, David	LB	Eastern Michigan	1987
Martin, Tony	WR	Mesa (Colo.)	1989-93, 1999-00
Mass, Wayne	T	Clemson	1971
Matheson, Bob	LB	Duke	1971-79
Matthews, Bo	FB	Colorado	1981
Matthews, Wes	WR	Northeastern State (Okla.)	1966
Mauck, Carl	C	Southern Illinois	1970
McBride, Norm	DE	Utah	1969-70
McCreary, Loaird	TE	Tennessee State	1976-78
McCullers, Dale	LB	Florida State	1969
McDaniel, Wahoo	LB	Oklahoma	1966-68
<b>McDuffie, O.J.</b>	<b>WR</b>	<b>Penn State</b>	<b>1993-00</b>
McFarland, Jim	TE	Nebraska	1975
McGeever, John	S	Auburn	1966
McGruder, Michael	CB	Kent State	1990-91
McGwire, Dan	QB	San Diego State	1995
McHale, Tom	G	Cornell	1995
McIver, Everett	G	Elizabeth City College	1996-97



McKenzie, Kevin	WR	Washington State	1999
McKinnon, Dennis	WR	Florida State	1990
McKyer, Tim	CB	Texas Arlington	1990
McNeal, Don	CB	Alabama	1980-89
McPhail, Jerris	RB	East Carolina	1996-97
Merritt, Dave	LB	North Carolina State	1993
Mertens, Jim	TE	Fairmont State	1969
Michel, Mike	P/K	Stanford	1977
Miller, Scott	WR	UCLA	1991-96
Milner, Billy	T	Houston	1995-96
Milton, Gene	WR	Florida A&M	1968-69
Mingo, Gene	K	None	1966-67
Mira, George	QB	Miami (Fla.)	1971
Mitchell, Melvin	G	Tennessee State	1976-78
Mitchell, Scott	QB	Utah	1990-93
Mitchell, Stan	RB	Tennessee	1966-70
<b>Mixon, Kenny</b>	<b>DE</b>	<b>Louisiana State</b>	<b>1998-00</b>
Moore, Dave	TE	Pittsburgh	1992
Moore, Eric	T	Indiana	1995
Moore, Mack	DE	Texas A&M	1985-86
Moore, Maulty	DT	Bethune-Cookman	1972-74
Moore, Nat	WR	Florida	1974-86
Moore, Ron	RB	Pittsburg State (Kan.)	1998
Moore, Stevon	S	Mississippi	1990
Moore, Wayne	T	Lamar	1970-78
Moreau, Doug	TE	Louisiana State	1966-69
Morrall, Earl	QB	Michigan State	1972-76
Morris, Mercury	RB	West Texas State	1969-75
Morris, Victor	LB	Miami (Fla.)	1987
Moser, Rick	RB	Rhode Island	1980
Moyer, Alex	LB	Northwestern	1985-86
Mumphord, Lloyd	CB	Texas Southern	1969-74

### - N -

Nathan, Tony	RB	Alabama	1979-87
Nealy, Ray	RB	Arkansas-Pine Bluff	1997
Nedney, Joe	K	San Jose State	1996-97
Neff, Bob	S	Stephen F. Austin State	1966-68
Neighbors, Billy	G	Alabama	1966-69
Newman, Ed	G	Duke	1973-84
Nicolas, Scott	LB	Miami (Fla.)	1987
Nomina, Tom	DT	Miami (Ohio)	1966-68
Noonan, Karl	WR	Iowa	1966-71
Norton, Rick	QB	Kentucky	1966-69
Nottingham, Don	FB	Kent State	1973-77
Novak, Jeff	T	Southwest Texas State	1994

### - O -

Odum, Cliff	LB	Texas Arlington	1990-93
Offerdahl, John	LB	Western Michigan	1986-93
<b>Ogden, Jeff</b>	<b>WR</b>	<b>Eastern Washington</b>	<b>2000</b>
Oglesby, Alfred	DE/NT	Houston	1990-92
Oliver, Louis	S	Florida	1989-93, 1995-96
Oliver, Muhammad	CB	Oregon	1994
Orosz, Tom	P	Ohio State	1981-82
Ortega, Ralph	LB	Florida	1979-80
Oubre, Louis	G	Oklahoma	1987
Ours, Greg	C	Muskingum	1987
Overstreet, David	RB	Oklahoma	1983
Owens, Morris	WR	Arizona State	1975-76
Owens, Rich	DE	Lehigh	1999-00

### - P -

Paige, Tony	FB	Virginia Tech	1990-92
Palmer, Dick	LB	Kentucky	1970
Park, Ernie	G	McMurray	1966
Parmalee, Bernie	RB	Ball State	1992-98

Pearson, Willie	CB	North Carolina A&T	1969
Pederson, Doug	QB	Northeast Louisiana	1993
Perriman, Brett	WR	Miami (Fla.)	1997
<b>Perry, Ed</b>	<b>TE</b>	<b>James Madison</b>	<b>1997-00</b>
Pesuit, Wally	T	Kentucky	1977-78
Petrella, Bob	S	Tennessee	1966-71
Phillips, Lawrence	RB	Nebraska	1997
Pidgeon, Tim	LB	Syracuse	1987
Planansky, Joe	TE	Chadron State	1995
Plummer, Bruce	CB	Mississippi State	1988
Pool, David	CB	Carson-Newman	1994
Poole, Ken	DT	Northeast Louisiana	1981-82
Potter, Steve	LB	Virginia	1981-82
Potts, Roosevelt	FB	Northeast Louisiana	1997
Powell, Alvin	G	Winston-Salem State	1989
Powell, Jesse	LB	West Texas State	1969-73
Preston, Roell	WR	Mississippi	1999
Price, Sam	RB	Illinois	1966-68
Pritchett, Stanley	FB	South Carolina	1996-99
Prokop, Joe	P	Cal Poly-Pomona	1992
Pruitt, James	WR	Cal State-Fullerton	1986-88, 1990-91
Pryor, Barry	RB	Boston University	1969-70
Pyburn, Jack	T	Texas A&M	1967-68

### - R -

Raglin, Floyd	CB	Southern	1987
Randle, Tate	S	Texas Tech	1987
Rather, Bo	RB	Michigan	1973, 1978
Ray, Ricky	CB	Norfolk State	1981-82
Readon, Ike	DT	Hampton Institute	1987
Reaves, Willard	RB	Northern Arizona	1989
Reese, Don	DT	Jackson State	1974-76
Reichenbach, Mike	LB	East Stroudsburg	1990-91
Reilly, Dameon	WR	Rhode Island	1987
Reveiz, Fuad	K	Tennessee	1985-88
Rhone, Earnie	LB	Henderson State	1975-84
Rice, Ken	G	Auburn	1966-67
Richardson, Jeff	T	Michigan State	1969
Richardson, John	DT	UCLA	1967-71
Richardson, Kyle	P	Arkansas State	1997
Richardson, Willie	WR	Jackson State	1970
Riley, Jim	DE	Oklahoma	1967-71
Roberson, Bo	WR	Cornell	1966
Roberson, Vern	S	Grambling	1977
Roberts, Archie	QB	Columbia	1967
Roberts, George	P	Virginia Tech	1978-80
Roberts, Guy	LB	Maryland	1977
Robinson, Fred	LB	Miami (Fla.)	1986
Robiskie, Terry	FB	Louisiana State	1980-81
Roby, Reggie	P	Iowa	1983-92
Roderick, John	WR	Southern Methodist	1966-67
<b>Rodgers, Derrick</b>	<b>LB</b>	<b>Arizona State</b>	<b>1997-00</b>
Rose, Donovan	S	Hampton Institute	1986-87
Rose, Joe	TE	California	1980-85
Roth, Pete	FB	Northern Illinois	1987
<b>Ruddy, Tim</b>	<b>C</b>	<b>Notre Dame</b>	<b>1994-00</b>
Rudolph, Jack	LB	Georgia Tech	1966
<b>Russell, Twan</b>	<b>LB</b>	<b>Miami (Fla.)</b>	<b>2000</b>

### - S -

Salter, Bryant	S	Pittsburgh	1976
Sampleton, Lawrence	TE	Texas	1987
Sander, Mark	LB	Louisville	1992
Saxon, James	RB	San Jose State	1992-94
Schamel, Duke	LB	South Dakota	1987
Schwedes, Scott	WR	Syracuse	1987-90
Scott, Jake	S	Georgia	1970-75
Scott, Ronald	RB	Southern	1987

Scott, Stanley	DE	Florida State	1987
Secules, Scott	QB	Virginia	1989-92
Seiple, Larry	P/RB/TE	Kentucky	1967-77
Selfridge, Andy	LB	Virginia	1976
Sellers, Ron	WR	Florida State	1973
Sendlein, Robin	LB	Texas	1985
Shannon, Larry	WR	East Carolina	1998-99
Shaw, Terrance	CB	Stephen F. Austin	2000
Sheldon, Mike	T	Grand Valley State	1997-99
Shepherd, Leslie	WR	Temple	2000
Shipp, Jackie	LB	Oklahoma	1984-88
Shiver, Sanders	LB	Carson-Newman	1984
Shull, Steve	LB	William & Mary	1980-83
Siler, Rich	TE	Texas A&M	1987
Simpson, Antoine	DT	Houston	1999
Simpson, Bob	DE	Colorado	1978
Sims, Keith	G	Iowa State	1990-97
Singleton, Chris	LB	Arizona	1993-96
Small, Gerald	CB	San Jose State	1978-83
<b>Smith, Brent</b>	<b>G/T</b>	<b>Mississippi State</b>	<b>1997-00</b>
Smith, Frankie	CB	Baylor	1993-95
<b>Smith, Lamar</b>	<b>RB</b>	<b>Houston</b>	<b>2000</b>
Smith, Mike	CB	Texas-El Paso	1985-87
Smith, Sammie	RB	Florida State	1989-91
Smith, Tom	RB	Miami (Fla.)	1973
Smith, Willie	TE	Miami (Fla.)	1987
Sochia, Brian	DT	Northwestern Oklahoma State	1986-91
Solomon, Freddie	WR	Tampa	1975-77
Solomon, Jesse	LB	Florida State	1994
Sowell, Robert	CB	Howard	1983-85, 1987
Speyrer, Cotton	WR	Texas	1975
Spikes, Irving	RB	Northeast Louisiana	1994-97
Squirek, Jack	LB	Illinois	1986
Stanfill, Bill	DE	Georgia	1969-76
Stankavage, Scott	QB	North Carolina	1987
Stanley, Walter	WR	Mesa (Colo.)	1991
Stephenson, Dwight	C	Alabama	1980-87
Stewart, Michael	S	Fresno State	1994-96
Stewart, Rayna	S	Northern Arizona	1998
Stofa, John	QB	Buffalo	1966-67, 1969-70
Stokes, Barry	T	Eastern Michigan	1998
Storr, Greg	LB	Boston College	1987
Stoudt, Cliff	QB	Youngstown State	1989
Stowe, Otto	WR	Iowa State	1971-72
Stoyanovich, Pete	K	Indiana	1989-95
Stradford, Troy	RB	Boston College	1987-90
Strock, Don	QB	Virginia Tech	1974-87
Stubbs, Daniel	DE	Miami (Fla.)	1996-98
Stuckey, Henry	CB	Missouri	1972-74
<b>Surtain, Patrick</b>	<b>CB</b>	<b>Southern Mississippi</b>	<b>1998-00</b>
Swain, John	CB	Miami (Fla.)	1985, 1987
Swift, Doug	LB	Amherst	1970-75
Swoopes, Pat	DE	Mississippi State	1991

- T -

Tagliaferri, John	RB	Cornell	1987
Tanner, Barron	DT	Oklahoma	1997-98
Tautolo, Terry	LB	UCLA	1983-84
Taylor, Ed	CB	Memphis State	1979-82
<b>Taylor, Jason</b>	<b>DE</b>	<b>Akron</b>	<b>1997-00</b>
Taylor, Johnny	LB	Hawaii	1986
Teague, George	S	Alabama	1997
Teal, Jimmy	WR	Texas A&M	1988
Testerman, Don	FB	Clemson	1980
Thayer, Tom	G/C	Notre Dame	1993
Thomas, Lamar	WR	Miami (Fla.)	1996-00
Thomas, Norris	CB	Southern Mississippi	1977-79
Thomas, Rodell	LB	Alabama State	1981, 1983-84
Thomas, Rodney	CB	Brigham Young	1988-90

Thomas, Thurman	RB	Oklahoma State	2000
<b>Thomas, Zach</b>	<b>LB</b>	<b>Texas Tech</b>	<b>1996-00</b>
Thompson, Reyna	CB	Baylor	1986-88
Thornton, Jack	LB	Auburn	1966
Tiffin, Van	K	Alabama	1987
Tilley, Emmett	LB	Duke	1983
Tillman, Andre	TE	Texas Tech	1975-78
Toews, Jeff	G	Washington	1979-85
Torczon, LaVerne	DE	Nebraska	1966
Torrey, Bob	FB	Penn State	1979
Toth, Tom	G	Western Michigan	1986-89
Towle, Steve	LB	Kansas	1975-80
Tucker, Gary	RB	Tennessee-Chattanooga	1968
<b>Turk, Matt</b>	<b>P</b>	<b>Wisconsin-Whitewater</b>	<b>2000</b>
Turner, T.J.	DE	Houston	1986-92
Twilley, Howard	WR	Tulsa	1966-76

**- U -**

Uhlenhake, Jeff	C	Ohio State	1989-93
Urbanek, Jim	DT	Mississippi	1968
Uwaezuoke, Iheanyi	WR	California	1998

**- V -**

Veasey, Craig	DT	Houston	1993-94
Vigorito, Tom	RB/WR	Virginia	1981-85
Vincent, Troy	CB	Wisconsin	1992-95
Volk, Rick	S	Michigan	1977-78
von Schamann, Uwe	K	Oklahoma	1979-84

**- W -**

Wade, Charley	WR	Tennessee State	1973
<b>Wade, Todd</b>	<b>T</b>	<b>Mississippi</b>	<b>2000</b>
Wainright, Frank	TE	Northern Colorado	1995-98
Walker, Bracey	S	North Carolina	1997
<b>Walker, Brian</b>	<b>S</b>	<b>Washington State</b>	<b>1997-98, 2000</b>
Walker, Fulton	CB	West Virginia	1981-84
Walters, Rod	G	Iowa	1980
Wantland, Hal	S	Tennessee	1966
Ward, Chris	T	Ohio State	1986
Ward, Ronnie	LB	Kansas	1997
Warfield, Paul	WR	Ohio State	1970-74
Warren, Jimmy	CB	Illinois	1966-69
Washington, Dick	CB	Bethune-Cookman	1968
<b>Weaver, Jed</b>	<b>TE</b>	<b>Oregon</b>	<b>2000</b>
Webb, Richmond	T	Texas A&M	1990-00
Webster, Larry	DT	Maryland	1992-94
Weidner, Bert	G/C	Kent State	1990-95
Weisacosky, Ed	LB	Miami (Fla.)	1968-70
West, Willie	S	Oregon	1966-68
Westmoreland, Dick	CB	North Carolina A&T	1966-69
White, Jeris	CB	Hawaii	1974-76
Wickert, Tom	T	Washington State	1974
Williams, Delvin	RB	Kansas	1978-80
Williams, Gene	G	Iowa State	1991-92
Williams, Jarvis	S	Florida	1988-93
Williams, Joel	TE	Notre Dame	1987
<b>Williams, Kevin</b>	<b>S</b>	<b>Oklahoma State</b>	<b>2000</b>
Williams, Maxie	G/T	Southeastern Louisiana	1966-70
Williams, Mike	WR	Northeastern	1991-95
Williams, Ronnie	TE	Oklahoma State	1993-95
Wilmsmeyer, Klaus	P	Louisville	1998
Wilson, George, Jr.	QB	Xavier	1966
Wilson, Jerry	CB	Southern	1996-00
Wilson, Karl	DE	Louisiana State	1990, 1993
Wilson, Robert	FB	Texas A&M	1994-96
Wimberly, Derek	DE	Purdue	1987
Windauer, Bill	DT	Iowa	1975



Winfrey, Stan	RB	Arkansas State	1975-77
Wiska, Jeff	G	Michigan State	1987
Wood, Dick	QB	Auburn	1966
<b>Wooden, Shawn</b>	<b>S</b>	<b>Notre Dame</b>	<b>1996-99</b>
Woodley, David	QB	Louisiana State	1980-83
Woods, Larry	DT	Tennessee State	1973
Woodson, Fred	G	Florida A&M	1967-69

### - Y -

Yepremian, Garo	K	None	1970-78
Young, Steve	T	Colorado	1977
Young, Willie	T	Alcorn A&M	1973

### - Z -

Zawatson, Dave	T	California	1991
Zeher, Rich	DT	Utah State	1966-67
Zolak, Scott	QB	Maryland	1999

**Boldface** indicates active player or coach.

## WHERE THEY'VE COME FROM

(Colleges and Universities which have produced Dolphin players)

Abilene-Christian 1, Akron 1, Alabama 13, Alabama State 1, Albany (Ga.) State 1, Alcorn A&M 1, Alma 1, Amherst 2, Arizona 2, Arizona State 6, Arkansas 2, Arkansas Pine-Bluff 2, Arkansas State 5, Auburn 10, Ball State 1, Baylor 7, Bethune-Cookman 7, Boston College 5, Boston University 2, Bowling Green 1, Brigham Young 1, Buffalo 1, Butte College 1, California 4, California-Davis 1, Cal Poly-Pomona 1, Cal Poly-SLO 1, Cal State-Fullerton 1, Cal State-Los Angeles 1, Carson-Newman 2, Catawba 1, Central College (Iowa) 1, Central State (Ohio) 1, Chadron State (Neb.) 1, Clemson 2, Colorado 8, Colorado State 1, Columbia 1, Connecticut 2, Cornell 3, Dartmouth 1, Dayton 1, Delaware 1, Delta State 1, Duke 5, East Carolina 5, East Stroudsburg 1, East Texas State 1, Eastern Kentucky 1, Eastern Michigan 3, Eastern New Mexico 1, Eastern Washington 1, Elizabeth City College 1, Fairmont State 1, Ferrum College 1, Florida 12, Florida A&M 5, Florida State 8, Ft. Valley State 1, Franklin and Marshall 1, Fresno State 1, Furman 1, Georgia 2, Georgia Tech 7, Grambling 4, Grand Valley State 1, Hampton Institute 3, Hawaii 3, Henderson State 2, Holy Cross 1, Houston 7, Howard 1, Howard Payne 1, Illinois 7, Indiana 6, Indiana State 1, Iona 1, Iowa 5, Iowa State 6, Jackson State 5, Jacksonville State 1, James Madison 3, Kansas 3, Kent State 4, Kentucky 10, Lamar 1, Lehigh 1, Liberty 2, Long Beach City College 1, Louisiana State 9, Louisville 7, MacMurray 1, Maryland 6, McNeese State 1, Memphis State 5, Mesa (Colo.) 2, Miami (Fla.) 28, Miami (Ohio) 1, Michigan 7, Michigan State 8, Minnesota 5, Mississippi 10, Mississippi State 5, Missouri 3, Montana State 1, Montclair State 1, Morgan State 1, Morris Brown 1, Muskingum 1, Nebraska 7, Nevada 3, New Hampshire 1, New Mexico State 2, No College 4, Norfolk State 1, North Carolina 8, North Carolina A&T 3, North Carolina Central 1, North Carolina State 3, North Dakota State 1, Northeast Louisiana 4, Northeastern 1, Northeastern State (Okla.) 1, Northern Arizona 3, Northern Colorado 1, Northern Illinois 1, Northern Iowa 1, Northern Michigan 1, North Texas State 1, Northwestern 2, Northwestern Oklahoma State 1, Northwestern State (La.) 1, Notre Dame 10, Ohio State 15, Oklahoma 10, Oklahoma State 4, Omaha 1, Oregon 4, Pacific 1, Penn State 10, Pittsburg State (Kan.) 1, Pittsburgh 6, Princeton 1, Purdue 6, Rhode Island 2, Rice 4, Rutgers 1, St. Cloud State 1, San Diego State 3, San Jose State 5, South Carolina 2, South Carolina State 1, South Dakota 1, South Dakota State 1, Southeastern Louisiana 1, Southern 6, Southern California 2, Southern Illinois 1, Southern Methodist 2, Southern Mississippi 5, Southwestern Louisiana 1, Southwest Texas State 1, Stanford 5, Stephen F. Austin 3, Syracuse 10, Tampa 3, Temple 1, Tennessee 13, Tennessee-Chattanooga 1, Tennessee State 5, Texas 5, Texas A&M 12, Texas Arlington 2, Texas Christian 4, Texas-El Paso 1, Texas Southern 5, Texas Tech 3, Toledo 1, Tulane 2, Tulsa 5, UCLA 6, Utah 6, Utah State 2, Vanderbilt 3, Villanova 1, Virginia 9, Virginia State 1, Virginia Tech 3, Wake Forest 1, Washington 5, Washington State 5, Wayne State 1, Western Carolina 1, Western Illinois 1, Western Michigan 2, West Texas State 2, West Virginia 6, Wichita State 1, William & Mary 1, Winston-Salem State 2, Wisconsin 5, Wisconsin-Whitewater 1, Wyoming 2, Xavier 2, Yale 1, Youngstown State 1.

**TOP SCHOOLS:** 28 - Miami (Fla.); 15 - Ohio State; 13 - Alabama, Tennessee; 12 - Florida, Texas A&M; 10 - Kentucky, Mississippi, Notre Dame, Oklahoma, Penn State, Syracuse; 9 - Auburn, Louisiana State, Virginia; 8 - Colorado, Florida State, Michigan State, North Carolina; 7 - Baylor, Bethune-Cookman, Georgia Tech, Houston, Illinois, Louisville, Michigan, Nebraska, 6 - Arizona State, Indiana, Iowa State, Maryland, Pittsburgh, Purdue, Southern, UCLA, Utah, West Virginia.

**550 • All-Time Roster/Where They've Come From**

# LENGTH OF SERVICE

TOTAL YEARS	NAME AND YEARS PLAYED
17	Dan Marino 83-99
15	Bob Kuechenberg 70-84
14	Bob Griese 67-80; Don Strock 74-87
13	Nat Moore 74-86
12	Vern Den Herder 71-82; Bruce Hardy 78-89; Jim Jensen 81-92; Larry Little 69-80; Ed Newman 73-84
11	Mark Duper 82-92; Tim Foley 70-80; Larry Seiple 67-77; Howard Twilley 66-76; Richmond Webb 90-00
10	Dick Anderson 68-77; Bob Baumhower 77-86; Doug Betters 78-87; Mark Clayton 83-92; Jeff Dellenbach 85-94; Norm Evans 66-75; Jon Giesler 79-88; Jim Langer 70-79; Paul Lankford 82-91; Ronnie Lee 79-82, 84-89; Don McNeal 80-89; Earnie Rhone 75-84; Reggie Roby 83-92
9	Woody Bennett 80-88; Glenn Blackwood 79-87; Kim Bokamper 77-85; Bob Brudzinski 81-89; Roy Foster 82-90; Duriel Harris 76-83, 85; Bob Heinz 69-77; Curtis Johnson 70-78; Bob Matheson 71-79; Wayne Moore 70-78; Tony Nathan 79-87; Garo Yepremian 70-78
8	Charlie Babb 72-79; J.B. Brown, 89-96; Nick Buoniconti 69-76; Jeff Cross 88-95; Larry Csonka 68-74, 79; A.J. Duhe 77-84; Manny Fernandez 68-75; Cleveland Green 79-86; Dwight Hollier 1992-99; William Judson 82-89; Mike Kolen 70-77; Mike Kozlowski 79-86; Jim Mandich 70-77; O.J. McDuffie 93-00; John Offerdahl 86-93; Keith Sims 90-97; Bill Stanfill 69-76; Dwight Stephenson 80-87
7	Fred Banks 87-93; Tim Bowens, 94-00; Jimmy Cefalo 78-84; Doug Crusan 68-74; Mark Dennis 87-93; Larry Gordon 76-82; Hugh Green 85-91; Liffort Hobley 87-93; Jim Kiick 68-74; Eric Laakso 78-84; Tony Martin 89-93, 99-00; Mercury Morris 69-75; Bernie Parmalee 1992-98; Tim Ruddy, 94-00; Pete Stoyanovich 89-95; Jeff Toews 79-85; T.J. Turner 86-92

# DOLPHINS BY THE NUMBERS

(1966-00)

- 1 - Garo Yepremian (1970-78); Tony Franklin (1988); Willie Beecher (1988); Matt Turk (2000)
- 2 - Cookie Gilchrist (1966); \*Willie Beecher (1987)
- 3 - Tom Orosz (1981-82); \*Stacy Gore (1987); Van Tiffin (1987)
- 4 - George Roberts (1978-80); Reggie Roby (1983-92); Tom Hutton (1999)
- 5 - Booth Lusteg (1967); John Stofa (1969-70); Uwe von Schamann (1979-84); Jeff Hayes (1987); Kyle Richardson (1997)
- 6 - Jim Arnold (1994); Joe Nedney (1996-97); Brent Bartholomew (1999)
- 7 - Billy Lothridge (1972); Guy Benjamin (1978-79); Fuad Reveiz (1985-88); Charlie Baumann (1991); Joe Prokop (1992); Dale Hatcher (1993); Craig Erickson (1996-98)
- 8 - Klaus Wilmsmeyer (1998)
- 9 - Scott Secules (1989-92); Jay Fiedler (2000)
- 10 - George Wilson, Jr. (1966); George Mira (1971); Don Strock (1974-87); Pete Stoyanovich (1989-95); Olindo Mare (1997-00)
- 11 - Rick Norton (1966-69); Jim Del Gaizo (1972, 1975); Jim Jensen (1981-92); Dan McGwire (1995); Damon Huard (1997-00)
- 12 - Bob Griese (1967-80)
- 13 - Jake Scott (1970-75); Dan Marino (1983-99)
- 14 - \*Scott Stankavage (1987); Doug Pederson (1993); Scott Zolak (1999)
- 15 - John Stofa (1966-67); Kim Hammond (1968); Karl Kremser (1969-70); Charles Leigh (1971); Earl Morrall (1972-76); \*Kyle Mackey (1987); Kirby Dar Dar (1995, 1997)
- 16 - Archie Roberts (1967); Tom Boutwell (1969); David Woodley (1980-83)
- 17 - Mike Michel (1977); Ron Jaworski (1987-88); Steve DeBerg (1993); John Kidd (1994-97); Todd Doxzon (1998)
- 18 - Dick Wood (1966); Cliff Stoudt (1989)
- 19 - Reyna Thompson (1986); Scott Mitchell (1990-93); Bernie Kosar (1994-96); Nate Jacquet (1998)
- 20 - Larry Seiple (1967-77); Neal Colzie (1979); David Overstreet (1983); \*Rickey Isom (1987); Joe Cribbs (1988); Marc Logan (1989-91); Muhammad Oliver (1994); Ray Nealy (1997);

- John Avery (1998-99)
- 21 - Gene Mingo (1966-67); Jim Kiick (1968-74); Rick Volk (1977-78); \*Tate Randle (1987); Mark Higgs (1990-94); Lawrence Phillips (1997); Rayna Stewart (1998); Autry Denson (1999-00)
  - 22 - Willie West (1966-68); Mercury Morris (1969-75); Tony Nathan (1979-87); Kerry Goode (1989); Tim McKyer (1990); James Saxon (1992-94); Shawn Wooden (1996-99); Terrance Shaw (2000)
  - 23 - Wes Matthews (1966); Charles Leigh (1973-74); Joe Carter (1984-86); Troy Stradford (1987); \*Demetrious Johnson (1987); Troy Stradford (1987-90); Troy Vincent (1992-95); Robert Bailey (1996); George Teague (1997); Patrick Surtain (1998-00)
  - 24 - Billy Hunter (1966); Jack Clancy (1967-69); Delvin Williams (1978-80); Reyna Thompson (1986-87); \*Floyd Raglin (1987); Reyna Thompson (1987-88); Rodney Thomas (1989-90); Vestee Jackson (1991-93); Pat Johnson (1995); Jerry Wilson (1996-00)
  - 25 - Dick Westmoreland (1966-69); Tim Foley (1970-80); Mike Smith (1985- 87); Louis Oliver (1989-93, 1995-96); Corey Harris (1997); Greg Jeffries (1999-00)
  - 26 - Frank Jackson (1966-67); Lloyd Mumford (1969-74); Duriel Harris (1976); Donovan Rose (1986-87); Jarvis Williams (1988-93); Bracey Walker (1997); Lamar Smith (2000)
  - 27 - Gary Tucker (1968); Gary Davis (1976-79); Lorenzo Hampton (1985-89); Stevon Moore (1990); David Pool (1994); Terrell Buckley (1995-99); Arturo Freeman (2000)
  - 28 - George Chesser (1966); Abner Haynes (1967); Gene Milton (1968-69); Ed Jenkins (1972); Hubert Ginn (1975); Don McNeal (1980-89); Michael McGruder (1990-91); Frankie Smith (1993); Gene Atkins (1994-96); Ray Hill (1998-00)
  - 29 - Jack Harper (1967-68); Garry Grady (1969); Tom Smith (1973); John Swain (1985); Liffort Hobley (1987-93); Frankie Smith (1994-95); Sam Madison (1997-00)
  - 30 - Sam Price (1966-68); Bryant Salter (1976); Ron Davenport (1985-89); Bernie Parmalee (1992-98)
  - 31 - George Chesser (1967); Barry Pryor (1969-70); Terry Cole (1971); Norm Bulaich (1975-79); Rick Moser (1980); Eddie Hill (1981-84); Sean Hill (1994-96); Brock Marion (1998-00)
  - 32 - Joe Auer (1966-67); Hubert Ginn (1970-73); Benny Malone (1974-78); Tom Vigorito (1981-85); Donald Brown (1986); \*Pete Roth (1987); Garrett Limbrick (1990); Bruce Alexander (1992-93); Aaron Craver (1994); Cleveland Gary (1994); Jerris McPhail (1996-97); J.J. Johnson (1999-00)
  - 33 - Billy Joe (1966); Hubert Ginn (1974); Stan Winfrey (1975-77); Billy Cesare (1980); Bo Matthews (1981); Rich Diana (1982); Craig Ellis (1986); \*Ronald Scott (1987); Sammie Smith (1989-91); Karim Abdul-Jabbar (1996-99); Deon Dyer (2000)
  - 34 - Ron Sellers (1973); Jim Braxton (1978); Don Testerman (1980); Woody Bennett (1980-88); Nu'u Faaola (1989); Tony Collins (1990); Aaron Craver (1991-93); Tyrone Braxton (1994); Tim Jacobs (1996-97); Ron Moore (1998); Cecil Collins (1999); Thurman Thomas (2000)
  - 35 - Rick Casares (1966); Stan Mitchell (1966-70); Clayton Heath (1976); Nick Giaquinto (1980-81); \*John Tagliaferri (1987); Kerry Glenn (1990-92); Michael Stewart (1994-96); Irving Spikes (1997); Ben Kelly (2000)
  - 36 - Preston Carpenter (1966); Charles Leigh (1972); Don Nottingham (1973-77); Steve Howell (1979-81); Tom Brown (1987-89); Stephen Braggs (1992-93); Stanley Pritchett (1996-99)
  - 37 - Charley Wade (1973); Andra Franklin (1981-84); Mike Kozlowski (1979-80); J.B. Brown (1989-96)
  - 38 - Leroy Harris (1977-78); Bob Torrey (1979); Terry Robiskie (1980-81); Ron Landry (1984); \*Clarence Bailey (1987); Bruce Plummer (1988); Willard Reaves (1989); Calvin Jackson (1994-99); Kevin Williams (2000)
  - 39 - Larry Csonka (1968-74, 1979)
  - 40 - Bo Roberson (1966); Dick Anderson (1968-77); Mike Kozlowski (1981-86); \*John Swain (1987); Irving Spikes (1994-96)
  - 41 - Willie Pearson (1969); Norris Thomas (1977-79); Fulton Walker (1981-84); \*Mark Konecny (1987); African Grant (1990); Keith Byars (1993-96)
  - 42 - Bill Darnell (1968-69); Paul Warfield (1970-74); Jeris White (1974-76); Vern Roberson (1977); Lyle Blackwood (1981-86); \*Robert Sowell (1987); Ernest Gibson (1989); Chris Green (1991-94); Terry Kirby (1995); Roosevelt Potts (1997); Trent Gamble (2000)
  - 43 - Bob Neff (1966-68); Mike Holmes (1976); Jeff Allen (1980); Ricky Ray (1981-82); Larry Cowan (1982); Bud Brown (1984-88); Terry Kirby (1993-94)
  - 44 - Pete Jacquess (1966-67); Dick Washington (1968); Dean Brown (1970); Mike Howell (1972); Barry Hill (1975-76); Charles Cornelius (1977-78); Doug Beaudoin (1980); Paul Lankford (1982-91); Bobby Humphrey (1992); Aaron Craver (1994); Rob Konrad (1999-00)
  - 45 - Mack Lamb (1967-68); Curtis Johnson (1970-78); Ed Taylor (1979-82); Robert Sowell (1983-85); \*Trell Hooper (1987); Rodney Thomas (1988); Bobby Harden (1990-93); Brian Walker (1997-98, 2000)
  - 46 - Hal Wantland (1966); Don Bessilleu (1979-81); Pete Johnson (1984); \*Mark Irvin (1987); Dave Moore (1992)
  - 47 - John McGeever (1966); Tom Beier (1967, 1969); Ted Bachman (1976); Glenn Blackwood (1979-87); Stefan Adams (1990); Darrell Malone (1992-94)
  - 48 - Bob Patrella (1966-71); Henry Stuckey (1972-74); Ken Ellis (1976); Wade Bosarge (1977); Gerald Small (1978-83); Mike Iaquaniello (1991); Jim Kitts (1997-98); Kantroy Barber (1999); Brody Heffner-Liddiard (2000)

- 49 - Jimmy Warren (1966-69); Ray Jones (1971); Charlie Babb (1972-79); William Judson (1982-87); \*Marvell Burgess (1987); William Judson (1987-89); Tony Paige (1990-92); Robert Wilson (1994-96); Dewayne Dotson (1997)
- 50 - Frank Emanuel (1968-69); Dick Palmer (1970); Bruce Elia (1975); Larry Gordon (1976-82); Jackie Shipp (1984-87); \*Greg Storr (1987); Jackie Shipp (1987-88); Dave Ahrens (1989); Louis Cooper (1991); Dwight Hollier (1992-99); Michael Hamilton (2000)
- 51 - Jerry Hopkins (1967-68); Ed Weisacosky (1968-70); Larry Ball (1972-74); Rodrigo Barnes (1975); Andy Selfridge (1976); Rusty Chambers (1976-80); Mark Brown (1983-88); Greg Clark (1989); Bryan Cox (1991-95); Anthony Harris (1996-99); Tommy Hendricks (2000)
- 52 - Mike Hudock (1966); Jimmy Keyes (1968-69); Mike Denny (1976); Larry Ball (1977-78); Mel Land (1979); Steve Shull (1981-83); Emmitt Tilley (1983); Terry Tautolo (1983-84); Sanders Shiver (1984); Robin Sendlein (1985); \*Dennis Fowlkes (1987); Scott Nicolas (1987); Mike Reichenbach (1990-91); Roosevelt Collins (1992); Brant Boyer (1994); Jeff Kopp (1995); Robert Jones (1998-00)
- 53 - Tom Erlandson (1966-67); Norm McBride (1969-70); Bob Matheson (1971-79); Rodell Thomas (1981); Ron Hester (1982-84); Jay Brophy (1984-86); Jack Squirek (1986); David Frye (1986-89); Ned Bolcar (1991-92); Aubrey Beavers (1994-95); Larry Izzo (1996-00)
- 54 - Wahoo McDaniel (1966-68); Bob Bruggers (1968); Dale McCullers (1969); Ted Davis (1970); Howard Kindig (1972-73); Ralph Ortega (1979-80); Steve Potter (1981-82); Rodell Thomas (1983-84); Alex Moyer (1985-86); Johnny Taylor (1986); \*Steve Lubischer (1987); Larry Kolic (1987-88); E.J. Junior (1989-91); Chuck Bullough (1993-94); Zach Thomas (1996-00)
- 55 - Jack Rudolph (1966); Randall Edmunds (1968-69); Irv Goode (1973-74); Earnie Rhone (1975-84); Hugh Green (1985-91); David Merritt (1993); Chris Singleton (1993-96); Ronnie Ward (1997)
- 56 - Bob Bruggers (1966-67); Jesse Powell (1969-73); Steve Towle (1975-80); Charles Bowser (1982-85); John Offerdahl (1986-93); Mike Crawford (1997-98); Twan Russell (2000)
- 57 - John Bramlett (1967-68); Sean Clancy (1978); Mike Kolen (1970-75, 1977); Dwight Stephenson (1980-87); \*Scott Nicolas (1987); Tom Thayer (1993); Dion Fox (1994-95); O.J. Brigrance (1997-99)
- 58 - Tom Goode (1966-69); Dale Farley (1971); Al Jenkins (1972); Bruce Bannon (1973-74); Kim Bokamper (1977-85); Rick Graf (1987); Chris Gaines (1988); Ilija Jarostchuk (1988); Tony Furjanic (1988); Krauss (1989); Mark Sander (1992); Jesse Solomon (1994); Antonio Armstrong (1995); O.J. Brigrance (1996); Scott Galyon (2000)
- 59 - Jack Thornton (1966); Doug Swift (1970-75); Guy Roberts (1977); Steve Shull (1980); Bob Brudzinski (1981-89); John Grimsley (1991- 93); Dewayne Dotson (1994-95); Derrick Rodgers (1997-00)
- 60 - Carl Mauck (1970); Tom Wickert (1974); Don Reese (1976); Melvin Mitchell (1977-78); Jeff Toews (1979-85); \*Duke Schamel (1987); Greg Clark (1989); Bert Weidner (1990-95); John Bock (1996-00)
- 61 - Ernie Park (1966); Fred Woodson (1967-69); Bob DeMarco (1970-71); Cleveland Green (1979); Thom Dornbrook (1980); Roy Foster (1982- 87); \*Greg Cleveland (1987); Roy Foster (1987-90); Gene Williams (1991-92); Tim Ruddy (1994-00)
- 62 - Jim Langer (1970-79); Harry Galbreath (1988-92); Chris Gray (1993-96)
- 63 - Billy Neighbors (1966-69); Mark Dennard (1979-83); Larry Lee (1985); \*Greg Ours (1987); Jeff Uhlenhake (1989-93); Cal Dixon (1996); Mark Dixon (1998-00)
- 64 - Ed Newman (1973-84); Houston Hoover (1994)
- 65 - Jim Higgins (1966); Jack Pyburn (1967-68); Maulty Moore (1972-74); Wally Pesuit (1977-78); Jeff Dellenbach (1985-87); \*Bill Bealles (1987); Jeff Dellenbach (1987-94); Kevin Donnalley (1998-00)
- 66 - Larry Little (1969-80); Larry Lee (1986); \*Jim Gilmore (1987); Everett McIver (1996-97); Kevin Gogan (1999); Heath Irwin (2000)
- 67 - Bob Kuechenberg (1970-84); Chris Ward (1986); Chris Conlin (1987); \*Guy Goar (1987); Pat Swoopes (1991); Jeff Novak (1994); Barry Stokes (1998)
- 68 - Melvin Mitchell (1976); Eric Laakso (1978-84); Greg Koch (1986-87); \*Louis Oubre (1987); Jim Huddleston (1987); Andrew Greene (1995); Mike Sheldon (1997-99)
- 69 - Mike Lambrecht (1987-89); Keith Sims (1990-97)
- 70 - Jim Riley (1967-71); Larry Woods (1973); Tom Funchess (1974); Bill Windauer (1975); John Andrews (1975-76); Bob Simpson (1978); Bill Barnett (1980-85); Brian Sochia (1986-91); Eric Moore (1995); Mike Chalenski (1997)
- 71 - Jack Pyburn (1966); Charlie Fowler (1967-68); John Boynton (1969); Frank Cornish (1970-71); Darryl Carlton (1975-76); Mike Current (1977-79); Burton Lawless (1981); Mike Charles (1983-86); \*Scott Kehoe (1987); Bob Gruber (1987); Ethan Albright (1995); Dunstan Anderson (1997); Todd Wade (2000)
- 72 - Whit Canale (1966); Bill Keating (1967); Rudy Barber (1968); Bob Heinz (1969-77); Mike Fultz (1981); Richard Bishop (1982); Ronnie Lee (1984-87); \*Steve Jacobson (1987); Ronnie Lee (1987-89); Tom McHale (1995); Barron Tanner (1997-98)
- 73 - Norm Evans (1966-75); Bob Baumhower (1977-86); Greg Johnson (1988); Ron Heller (1993-95)
- 74 - John Richardson (1967-71); Randy Crowder (1974-76); Steve Young (1977); Cleveland Green (1980-86); Mark Dennis (1987); \*Jeff Wiska (1987); Mark Dennis (1987-93); Ed Hawthorne (1995); Brent Smith (1997-00)



- 75 - Ken Rice (1966-67); Manny Fernandez (1968-75); Rick Dvorak (1977); Doug Betters (1978-87); Jeff Faulkner (1990); Dave Zawatson (1991); Shane Burton (1996-98)
- 76 - Tom Nomina (1966-68); Jeff Richardson (1969); Willie Young (1973); Ron Berger (1973); Don Reese (1974-75); John Alexander (1977-78); Rod Walters (1980); Mike Fultz (1981); Steve Clark (1982-85); Tom Toth (1986-89); Tim Irwin (1994); James Brown (1996-99)
- 77 - Rich Zecher (1966-67); Doug Crusan (1968-74); A.J. Duhe (1977-84); \*Stanley Scott (1987); Louis Cheek (1988-89); Karl Wilson (1990); Jeff Buckley (1996-98)
- 78 - Maxie Williams (1966-70); Wayne Mass (1971); Jim Dunaway (1972); Tom Drougas (1975-76); Carl Barisich (1977-80); Ken Poole (1981-82); Charles Benson (1983-84); Jerome Foster (1986); \*Derek Wimberly (1987); Doug Marrone (1987); Alvin Powell (1989); Richmond Webb (1990-00)
- 79 - Al Dotson (1966); Mike Current (1967); Jim Urbanek (1968); Wayne Moore (1970-78); Jon Giesler (1979-87); \*Ike Readon (1987); Jon Giesler (1987-88); Donnie Gardner (1991); Larry Webster (1992-94); Billy Milner (1995-96); Kenny Mixon (1998-00)
- 80 - Ed Cooke (1966-67); Bob Joswick (1968-69); Marv Fleming (1970-74); Jim McFarland (1975); Loaird McCreary (1976-78); Joe Rose (1980-85); \*Lawrence Sampleton (1987); Ferrell Edmunds (1988-92); Irving Fryar (1993-95); Fred Barnett (1996-97); Brett Perriman (1997); Kirby Dar Dar (1998); Horace Copeland (1998); Iheanyi Uwaezuoke (1998); Tony Martin (1999-00)
- 81 - Howard Twilley (1966-76); Ike Hill (1976); Jimmy Cefalo (1978-84); \*Mike Caterbone (1987); Scott Schwedes (1987-90); Randal Hill (1991); James Pruitt (1991); Robert Clark (1992); O.J. McDuffie (1993-00)
- 82 - Doug Moreau (1966-69); Otto Stowe (1971-72); Bo Rather (1973); Mel Baker (1974); Cotton Speyrer (1975); Morris Owens (1975-76); Duriel Harris (1977-83); Fernanza Burgess (1984); Duriel Harris (1985); James Pruitt (1986-87); \*Todd Feldman (1987); James Pruitt (1987-88); Andre Brown (1989-90); Scott Miller (1991-92); Mark Ingram (1993-94); Frank Wainright (1995-98); Larry Shannon (1999); Roell Preston (1999); Kevin McKenzie (1999); Jed Weaver (2000)
- 83 - Dave Kocourek (1966); Jim Cox (1968); Vern Den Herder (1972-82); Mark Clayton (1983-87); \*Dameon Reilly (1987); Mark Clayton (1987-92); Scott Miller (1993-96); Brian Manning (1997); Hendrick Lusk (1998); Hunter Goodwin (1999-00)
- 84 - Earl Faison (1966); Ray Jacobs (1967-68); Bill Stanfill (1969-76); Bruce Hardy (1978-87); \*Willie Smith (1987); Bruce Hardy (1987-89); Greg Baty (1990-94); Gary Clark (1995); Brett Carolan (1996); Troy Drayton (1996-99); Leslie Shepherd (2000)
- 85 - John Holmes (1966); Nick Buoniconti (1969-76); Terry Anderson (1977-78); Bo Rather (1978); Jeff Groth (1979); Mark Duper (1982-87); \*Eddie Chavis (1987); Mark Duper (1987-92); Ronnie Williams (1993-95); Lamar Thomas (1996-00)
- 86 - Mel Branch (1966-68); Vern Den Herder (1971); Marlin Briscoe (1972-74); Freddie Solomon (1975-77); Ronnie Lee (1979-82); John Chesley (1984); \*George Farmer (1987); Fred Banks (1987-90); Dennis McKinnon (1990); Fred Banks (1990-93); Eric Green (1995); Brett Carolan (1996); Qadry Ismail (1997); Oronde Gadsden (1998-00)
- 87 - John Roderick (1966-67); Jim Mertens (1969); Willie Richardson (1970); Andre Tillman (1975-78); Dan Johnson (1983-87); \*Rich Siler (1987); \*David Lewis (1987); James Pruitt (1990); Charles Henry (1991); Mike Williams (1991-95); Kirby Dar Dar (1996); Yatil Green (1997-99); Bert Emanuel (2000)
- 88 - LaVerne Torczon (1966); Jim Mandich (1970-77); Elmer Bailey (1980-81); Vince Heflin (1982-85); Brian Kinchen (1988-90); Joel Williams (1987); Arthur Cox (1991); Keith Jackson (1992-94); Joe Planansky (1995); Charles Jordan (1996-98); Nate Jacquet (1998-99); Jeff Ogden (2000)
- 89 - Karl Noonan (1966-71); Nat Moore (1974-86); \*Leland Douglas (1987); David Lewis (1987); Tony Martin (1990-93); Randal Hill (1995-96); Ed Perry (1997-00)
- 90 - Bill Cronin (1966); Andy Hendel (1986); Eric Kumerow (1988-90); Marco Coleman (1992-95)
- 91 - Ed Judie (1984); Mack Moore (1985-86); Fred Robinson (1986); \*Victor Morris (1987); Jeff Cross (1988-95); Lorenzo Bromell (1998-00)
- 92 - \*Laz Chavez (1987); Nate Hill (1988); David Griggs (1989-93); Daryl Gardener (1996-00)
- 93 - \*Charles Bennett (1987); Cliff Odom (1990-93); William Gaines (1994); Trace Armstrong (1995-00)
- 94 - Larry Kolic (1986); \*Tim Pidgeon (1987); Greg Mark (1990); Craig Veasey (1993-94); Steve Emtman (1995-96); Jermaine Haley (2000)
- 95 - T.J. Turner (1986-92); Tim Bowens (1994-00)
- 96 - David Marshall (1987); Alfred Oglesby (1990-92); Mike Golic (1993); Daniel Stubbs (1996-98); Rich Owens (1999-00)
- 97 - John Bosa (1987-89); Jeff Hunter (1992-93); Tyoka Jackson (1994); Aaron Jones (1996); Ernest Grant (2000)
- 98 - Jackie Cline (1987-89); Shawn Lee (1990-91); Norman Hand (1996); Antoine Simpson (1999)
- 99 - Jimmy Hines (1969); George Little (1985-87); Rick Graf (1988-90); Chuck Klingbeil (1991-95); Jason Taylor (1997-00)

\* - replacement player

# ALL-TIME DRAFT CHOICES

(**Boldface** indicates made active roster)

## 1966 EXPANSION DRAFT

<b>FROM BOSTON</b>		
Eddie Wilson	QB	Arizona
Billy Neighbors	G	Alabama
Ross O'Hanley	S	Boston College
Jack Rudolph	LB	Georgia Tech
<b>FROM BUFFALO</b>		
Billy Joe	FB	Villanova
Bo Roberson	WR	Cornell
x-Jim Davidson	T	Ohio State
Howard Simpson	DT	Auburn
<b>FROM DENVER</b>		
John McGeever	S	Auburn
Ed Cooke	DE	Maryland
Tom Erlandson	LB	Washington St.
Tom Nomina	DT	Miami (Ohio)
<b>FROM HOUSTON</b>		
Norm Evans	T	Texas Christian
Tom Goode	C	Miss. State
Jack Spikes	FB	Texas Christian
Maxie Williams	T	SE Louisiana
<b>FROM KANSAS CITY</b>		
Al Dotson	DT	Grambling
Mel Branch	DE	Louisiana St.
Frank Jackson	WR	So. Methodist
Ron Caveness	LB	Arkansas
<b>FROM NEW YORK JETS</b>		
Wahoo McDaniel	LB	Oklahoma
Willie West	S	Oregon
Mike Hudock	C	Miami (Fla.)
LaVerne Torczon	DE	Nebraska
<b>FROM OAKLAND</b>		
Rich Zecher	DT	Utah State
Dick Wood	QB	Auburn
Ken Rice	G	Auburn
Gene Mingo	K	No College
<b>FROM SAN DIEGO</b>		
Dave Kocourek	TE	Wisconsin
Ernie Park	G	MacMurray
Jimmy Warren	CB	Illinois
Dick Westmoreland	CB	N.C. A&T

x-retired

## 1966

1a	x-Jim Grabowski (1)	RB	Illinois
1b	<b>Rick Norton</b> (2)	QB	Kentucky
2	<b>Frank Emanuel</b> (11)	LB	Tennessee
3	x-Larry Gagner (20)	G	Florida
4	x-Dick Leftridge (29)	RB	West Virginia
5	Grady Bolton (38)	DT	Miss. St.
6	x-Ed Weisacosky (47)	LB	Miami (Fla.)
7	x-Don Hansen (56)	LB	Illinois
8	<b>Bob Petrella</b> (65)	S	Tennessee
9	x-Bill Matan (74)	DE	Kansas St.
10	x-Pat Killorin (83)	C	Syracuse
11	<b>Sam Price</b> (92)	RB	Illinois
12	<b>Howard Twilley</b> (101)	WR	Tulsa
13	x-Ken Kramer (110)	TE	Minnesota
14	Phil Scoggin (119)	P	Texas A&M
15	Jerry Oliver (128)	T	SW Texas
16	Don Lorenz (137)	DE	Stephen F. Austin
17	x-Mike Bender (146)	G	Arkansas

18	x-Rick Kestner (155)	E	Kentucky
19	<b>Doug Moreau</b> (164)	TE	Louisiana St.
20	Jon Tooker (173)	CB	Adams State

x-signed with National Football League

## 1966 REDSHIRTED DRAFT

1	<b>John Roderick</b>	WR	So. Methodist
2	Harold Fulford	WR	Auburn
3	<b>Jack Clancy</b>	WR	Michigan
4	x-Jim Mankins	RB	Florida St.
5	x-Fritz Greenlee	TE	Arizona
6	<b>Bill Darnall</b>	WR	North Carolina
7	Don Williams	DE	Wofford
8	Jon Brittenum	QB	Arkansas
9	x-Craig Baynham	WR	Georgia Tech
10	x-Randy Winkler	T	Tarleton St.
11	Kai Anderson	C	Illinois

x-signed with National Football League

## 1967

1	<b>Bob Griese</b> (4)	QB	Purdue
2	<b>Jim Riley</b> (29)	DT	Oklahoma
3	TO DENVER for Cookie Gilchrist (58)		
4	Bob Greenlee (84)	DE	Yale
5a	TO DENVER for Cookie Gilchrist (110)		
5b	x-Gary Tucker (129)	RB	Chattanooga
	(from Buffalo for Jack Spikes)		
6	Bud Norris (138)	TE	Washington St.
7	<b>Larry Seiple</b> (163)	P/RB	Kentucky
8	TO OAKLAND for Bill Cronin (186)		
9	<b>John Richardson</b> (216)	DT	UCLA
10	<b>Torn Beier</b> (241)	S	Miami (Fla.)
11	<b>Jack Pyburn</b> (266)	T	Texas A&M
12a	y-Stan Juk (294)	LB	South Carolina
12b	y-Jim Whitaker (295)	CB	Missouri
	(from Denver for Jerry Oliver)		
13	TO BUFFALO for George Wilson, Jr. (318)		
14	Charlie Stikes (344)	CB	Kent State
15	Jake Ferro (372)	LB	Youngstown
16	Maurice Calhoun (397)	RB	Central Ohio
17	Larry Kissam (422)	T	Florida St.

x-taxi squad '67

y-entered medical school

## 1968

1a	<b>Larry Csonka</b> (8)	RB	Syracuse
1b	<b>Doug Crusan</b> (27)	T	Indiana
	(from Cincinnati for John Stofa)		
2a	<b>Jim Keyes</b> (35)	LB	Mississippi
2b	<b>Jim Cox</b> (54)	TE	Miami (Fla.)
	(from Cincinnati for John Stofa)		
3a	<b>Jim Urbanek</b> (62)	DT	Mississippi
3b	<b>Dick Anderson</b> (73)	S	Colorado
	(from San Diego for John Brittenum)		
4	TO DENVER for John Bramlett (91)		
5	<b>Jim Kluck</b> (118)	RB	Wyoming
6a	<b>Kim Hammond</b> (142)	QB	Florida St.
	(from Denver in 7-man deal)		
6b	x-Jimmy Hines (146)	WR	Texas Southern
7	x-John Boynton (172)	T	Tennessee
8a	TO N.Y. JETS for Archie Roberts (200)		
8b	<b>Randall Edmunds</b> (217)	LB	Georgia Tech
	(from Oakland for Dave Kocourek)		

9a	Sam McDowell (226)	T	SW Missouri
9b	y-Tom Paciorek (240)	CB	Houston
	(from Houston for Billy Anderson)		
10	Joe Minto (253)	T	Miami (Fla.)
11	Cornelius Cooper (280)	DE	Prairie View
12	Paul Paxton (307)	T	Akron
13	<b>Bob Joswick</b> (334)	DE	Tulsa
14	Ray Blunk (362)	TE	Xavier
15	Ken Corbin (388)	LB	Miami (Fla.)
16	Henry Still (416)	DT	Bethune-Cookman
17	Bill Nemeth (442)	C	Arizona

x - taxi squad '68

y - pro baseball

### 1969

1	<b>Bill Stanfill</b> (11)	DE	Georgia
2	<b>Bob Heinz</b> (37)	DT	Pacific
3	<b>Mercury Morris</b> (63)	RB	West Texas State
4	<b>Norm McBride</b> (89)	LB	Utah
5a	<b>Willie Pearson</b> (115)	WR	N.C. A&T
5b	<b>Karl Kremser</b> (128)	K	Tennessee
	(from Oakland for John Roderick)		
6	Ed Tuck (141)	G	Notre Dame
7a	John Egan (167)	C	Boston College
7b	John Kulka (174)	G	Penn State
	(from San Diego for Tom Erlandson)		
8	Bruce Weinstein (193)	TE	Yale
9	<b>Jesse Powell</b> (219)	LB	West Texas State
10	<b>Jim Mertens</b> (245)	TE	Fairmont St.
11	Mike Berdis (271)	DT	N. Dakota St.
12	<b>Dale McCullers</b> (297)	LB	Florida St.
13	Amos Ayres (323)	S	Arkansas AM & N
14	Glynn Thompson (349)	DT	Troy State
15	Chick McGeehan (375)	WR	Tennessee
16	<b>Lloyd Mumphord</b> (401)	CB	Texas Southern
17	Tom Krallman (427)	DE	Xavier

### 1970

1	TO CLEVELAND for Paul Warfield (3)		
2	<b>Jim Mandich</b> (29)	TE	Michigan
3	<b>Tim Foley</b> (55)	CB	Purdue
4	<b>Curtis Johnson</b> (81)	CB	Toledo
5	TO NEW ENGLAND in Buoniconti deal (107)		
6	Dave Campbell (132)	DE	Auburn
7	<b>Jake Scott</b> (159)	S	Georgia
8	Narvel Chavers (185)	RB	Jackson St.
9	<b>Hubert Ginn</b> (211)	RB	Florida A&M
10	Dick Nittinger (237)	G	Tampa
11	Brownie Wheless (263)	DT	Rice
12	<b>Mike Kolen</b> (289)	LB	Auburn
13	Dave Buddington (315)	RB	Springfield
14	Gary Brackett (341)	G	Holy Cross
15	Pat Hausar (367)	WR	East Tenn.
16	Charles Williams (393)	G	Tennessee St.
17	George Myles (419)	DT	Morris Brown

### 1971

1	TO BALTIMORE for Don Shula (22)		
2	<b>Otto Stowe</b> (47)	WR	Iowa State
3	<b>Dale Farley</b> (74)	LB	West Virginia
4	x-Joe Theismann (99)	QB	Notre Dame
5	TO PITTSBURGH for Willie Richardson (126)		
6	Dennis Coleman (151)	LB	Mississippi
7	Ron Dickerson (178)	CB	Kansas St.
8	TO PITTSBURGH for Bob DeMarco (203)		
9	<b>Vern Den Herder</b> (230)	DE	Central Iowa
10	Ron Maree (255)	DT	Purdue
11	Vic Surma (282)	T	Penn State
12	Leroy Byars (307)	RB	Alcorn A&M
13	Lonnice Hepburn (333)	CB	Texas Southern

14	David Vaughn (359)	TE	Memphis St.
15	Bob Richards (385)	G	California
16	Chris Myers (410)	WR	Kenyon
17	Curt Mark (437)	LB	Maryville, N.D.

x-signed with Canadian Football League

### 1972

1	x-Mike Kadish (25)	DT	Notre Dame
2	TO CLEVELAND for Bob Matheson (51)		
3	Gary Kosins (77)	RB	Dayton
4a	<b>Larry Ball</b> (91)	DE	Louisville
	(from San Diego for Carl Mauck)		
4b	Al Benton (103)	T	Ohio Univ.
5	<b>Charlie Babb</b> (129)	S	Memphis St.
6	y-Ray Nettles (155)	LB	Tennessee
7a	Bill Adams (161)	G	Holy Cross
	(from Demer for John Stofa)		
7b	Calvin Harrell (180)	RB	Arkansas St.
8	Craig Curry (207)	QB	Minnesota
9	Greg Johnson (233)	CB	Wisconsin
10	TO HOUSTON for Russell Price (259)		
11	<b>Ed Jenkins</b> (285)	WR	Holy Cross
12	Ashley Ball (311)	TE	Purdue
13	Archy Robinson (337)	CB	Hillsdale
14	Willie Jones (362)	LB	Tampa
15	Bill Davis (389)	DT	Wm. & Mary
16	Al Hannah (415)	WR	Wisconsin
17	Vern Brown (441)	S	Western Mich.

x-taxi squad '72

y-signed with Canadian Football League

### 1973

1	TO BUFFALO for Marlin Briscoe (26)		
2	x-Chuck Bradley (52)	C	Oregon
3	<b>Leon Gray</b> (78)	T	Jackson St.
4	<b>Bo Rather</b> (104)	WR	Michigan
5a	y-Don Strock (111)	QB	Virginia Tech
	(from Buffalo in Frank Cornish deal)		
5b	Dave McCurry (130)	CB	Iowa State
6	<b>Ed Newman</b> (156)	G	Duke
7a	Kevin Reilly (160)	LB	Villanova
	(from New England for Wayne Mass)		
7b	Ben Shephard (163)	RB	Arkansas Tech
	(from New England for Bill Griffin)		
7c	Willie Hatter (178)	WR	Northern Ill.
	(from Cleveland for Bob DeMarco)		
7d	<b>Tom Smith</b> (182)	RB	Miami (Fla.)
8	Archie Pearson (206)	DE	N.E. Oklahoma
9	Karl Lorch (234)	DE	Southern Cal.
10	Ron Fernandes (260)	DE	Eastern Mich.
11	Chris Kete (286)	G	Boston College
12	Mike Mullen (312)	LB	Tulane
13	Joe Booker (338)	RB	Miami (Ohio)
14	Greg Boyd (364)	RB	Arizona
15	Bill Palmer (389)	TE	St. Thomas
16	James Jackson (416)	DE	Norfolk St.
17	<b>Charley Wade</b> (442)	WR	Tennessee St.

x-injured reserve '73

y-taxi squad '73

### 1974

1	<b>Don Reese</b> (26)	DE	Jackson St.
2a	y- <b>Andre Tillman</b> (38)	TE	Texas Tech
	(from Green Bay for Jim Del Gaizo)		
2b	<b>Benny Malone</b> (47)	RB	Arizona St.
	(from Dallas in Otto Stowe deal)		
2c	<b>Jeris White</b> (52)	CB	Hawaii
3	<b>Nat Moore</b> (78)	WR	Florida
4	x-Bill Stevenson (104)	DT	Drake
5	x-Cleveland Vann (130)	LB	Oklahoma St.
6a	<b>Randy Crowder</b> (136)	DT	Penn State

	(from Baltimore in Hubert Ginn deal)		
6b	x-Bob Wolfe (156)	T	Nebraska
7a	Carl Swierc (164)	WR	Rice
	(from New Orleans for Jeff White)		
7b	Joe Sullivan (182)	T	Boston College
8	<b>Mel Baker</b> (206)	WR	Texas Southern
9a	<b>Tom Wickert</b> (212)	T	Washington St.
	(from Chicago for Dave McCurry)		
9b	x-Bob Lally (234)	LB	Cornell
10	x-Gary Valbuena (260)	QB	Tennessee
11	Gerry Roberts (286)	DE	UCLA
12	Jim Revels (312)	S	Florida
13	x- <b>Clayton Heath</b> (338)	RB	Wake Forest
14	Sam Johnson (364)	LB	Arizona St.
15	Larry Cates (390)	CB	Western Mich.
16	Jesse Wolf (416)	DT	Prairie View
17	Ken Dickerson (442)	CB	Tuskegee

x-signed with World Football League

y-injured reserve '74

## 1975

1	<b>Darryl Carlton</b> (23)	T	Tampa
2a	<b>Fred Solomon</b> (36)	WR	Tampa
	(from Green Bay for Jim Del Gaizo)		
2b	<b>Stan Winfrey</b> (49)	RB	Arkansas St.
3	Gerald Hill (75)	LB	Houston
4	<b>Bruce Elia</b> (100)	LB	Ohio State
5a	<b>Morris Owens</b> (106)	WR	Arizona St.
	(from N.Y. Giants for Henry Stuckey)		
5b	<b>Barry Hill</b> (127)	S	Iowa State
6a	<b>Steve Towle</b> (143)	LB	Kansas
	(from N.Y. Jets for Larry Woods)		
6b	TO N.Y. JETS for John Mooring (153)		
7	Phillip Kent (179)	RB	Baylor
8	Barney Crawford (205)	DT	Harding
9	James Wilson (231)	G	Clark
10a	Clyde Russell (239)	RB	Oklahoma
	(from Chicago for Charley Wade)		
10b	Joe Jackson (256)	TE	Penn State
	(from Washington for Howard Kindig)		
10c	Joe Danelo (257)	K	Washington St.
11	John Dilworth (283)	CB	NW St. (La.)
12	Joe Yancey (309)	T	Henderson
13	Leonard Isabel (334)	WR	Tulsa
14a	James Lewis (338)	CB	Tennessee St.
	(from N.Y. Giants for Ed Jenkins)		
14b	Jack Graham (361)	QB	Colorado St.
15	Skip Johns (387)	RB	Carson-Newman
16	Vernon Smith (413)	C	Georgia
17	Dwaine Copeland (439)	RB	Middle Tenn.

## 1976

1a	<b>Larry Gordon</b> (17)	LB	Arizona St.
	(from Washington for Joe Theismann)		
1b	x- <b>Kim Bokamper</b> (18)	LB	San Jose St.
2	<b>Loaird McCreary</b> (49)	TE	Tennessee St.
3	<b>Duriel Harris</b> (80)	WR	New Mexico St.
4a	<b>Melvin Mitchell</b> (96)	G	Tennessee St.
	(from Detroit for Larry Ball)		
4b	TO PHILADELPHIA for Norm Bulaich (111)		
5	TO DETROIT with Larry Ball (145)		
6	<b>Gary Davis</b> (174)	RB	Cal Poly-SLO
7a	Joe Ingersoll (185)	G/T	Nev.-Las Vegas
	(from New Orleans for Mel Baker)		
7b	Johnny Owens (200)	DE	Tennessee St.
8	Bob Simpson (230)	DT	Colorado
9	y- <b>Norris Thomas</b> (257)	CB	Southern Miss.
10a	Gary Fencik (281)	S	Yale
	(from Washington for Karl Lorch)		
10b	Don Testerman (282)	RB	Clemson
11	Dexter Pride (312)	RB	Minnesota

12a	Randy Young (338)	T	Iowa State
12b	Darryl Brandford (341)	DT	Northwestern
	(from St. Louis for Rodrigo Barnes)		
13	Bernie Head (366)	C	Tulsa
14	Bob Gissler (395)	LB	S. Dakota St.
15	Ron Holmes (423)	RB	Utah State
16	Mike Green (450)	P/WR	Ohio Univ.
17	z-Jeff Grantz (480)	QB	South Carolina

x-injured reserve '76

y-quit camp '76, active roster '77

z-remained at South Carolina as coach

## 1977

1	<b>A.J. Duhe</b> (13)	DE	Louisiana St.
2	<b>Bob Baumhower</b> (40)	DT	Alabama
3a	TO HOUSTON for Ken Ellis (70)		
3b	Mike Watson (71)	T	Miami (Ohio)
	(from Chicago for Bo Rafter)		
4	TO WASHINGTON in Jake Scott deal (97)		
5a	<b>Mike Michel</b> (113)	P/K	Stanford
	(from Tampa Bay for Ray Nettles' rights)		
5b	<b>Leroy Harris</b> (123)	RB	Arkansas St.
6	TO N.Y. GIANTS for Andy Selfridge (153)		
7	Bruce Herron (180)	LB	New Mexico
8	Horace Perkins (207)	CB	Colorado
9	Robert Turner (237)	RB	Oklahoma St.
10	Mark Carter (264)	T	Eastern Mich.
11	<b>John Alexander</b> (291)	DE	Rutgers
12	<b>Terry Anderson</b> (321)	WR	Bethune-Cookman

## 1978

1	TO SAN FRAN. in Delvin Williams deal (24)		
2	<b>Guy Benjamin</b> (51)	QB	Stanford
3a	Lyman Smith (64)	DT	Duke
	(from N.Y. Giants for Larry Csonka)		
3b	<b>Jimmy Cefalo</b> (81)	WR	Penn State
4a	<b>Gerald Small</b> (93)	CB	San Jose St.
	(from Cleveland for Paul Warfield)		
4b	<b>Eric Laakso</b> (106)	T	Tulane
5a	Ted Burgmeier (111)	S	Notre Dame
	(from Tampa Bay for Jerry White)		
5b	TO SAN FRAN. in Delvin Williams deal (133)		
6	<b>Doug Betters</b> (163)	DE	Nevada-Reno
7a	Karl Baldischwiler (178)	T	Oklahoma
	(from Cleveland for Paul Warfield)		
7b	Lloyd Henry (190)	WR	NE Missouri
8	<b>Sean Clancy</b> (217)	LB	Amherst
9	<b>Bruce Hardy</b> (274)	TE	Arizona St.
10	x- <b>Mark Dennard</b> (274)	C	Texas A&M
11	TO SEATTLE for Carl Barisich (301)		
12a	Mike Moore (331)	RB	Middle Tenn.
12b	Bill Kenney (333)	QB	Northern Colo.
	(from Denver for Jim Kiick)		

x-injured reserve '78

## 1979

1	<b>Jon Giesler</b> (24)	T	Michigan
2	<b>Jeff Toews</b> (53)	G	Washington
3a	<b>Tony Nathan</b> (61)	RB	Alabama
	(from Tampa Bay for Randy Crowder)		
3b	<b>Mel Land</b> (63)	LB	Michigan St.
	(from N.Y. Giants for Larry Csonka)		
3c	<b>Ronnie Lee</b> (65)	TE	Baylor
	(from New Orleans for Don Reese)		
3d	TO ATLANTA for Ralph Ortega (79)		
4	<b>Steve Howell</b> (107)	RB	Baylor
5	<b>Don Bessillieu</b> (134)	S	Georgia Tech
6	Steve Lindquist (162)	G	Nebraska
7	<b>Uwe von Schamann</b> (189)	K	Oklahoma
8a	Jeff Groth (206)	WR	Bowling Green
	(from Washington for Jim Mandich)		



- 8b **Glenn Blackwood** (215) S Texas  
(from Denver for Jim Kiick)  
8c TO TAMPA BAY for Council Rudolph (217)  
9 Jeff Weston (244) DT Notre Dame  
10a Jerome Stanton (258) CB Michigan St.  
(from Detroit for Karl Baldischwiler)  
10b **Mike Kozlowski** (272) S Colorado  
11 Mike Blanton (299) DE Georgia Tech  
12 Larry Fortner (327) QB Miami (Ohio)

### 1980

- 1 **Don McNeal** (21) CB Alabama  
2 **Dwight Stephenson** (48) C Alabama  
3 **Bill Barnett** (75) DE Nebraska  
4 **Elmer Bailey** (100) WR Minnesota  
5 TO WASHINGTON in Benny Malone deal (132)  
6 Eugene Byrd (158) WR Michigan St.  
7 **Joe Rose** (186) TE California  
8a **Jeff Allen** (212) CB Calif.-Davis  
8b **David Woodley** (214) QB Louisiana St.  
(from Washington for Jim Mandich)  
9 Mark Goodspeed (239) T Nebraska  
10a Doug Lantz (271) C Miami (Ohio)  
10b Ben Long (272) LB South Dakota  
(from Philadelphia, past considerations)  
11a Phil Driscoll (279) DE Mankato St.  
(from San Francisco for Charles Cornelius)  
11b TO PHILADELPHIA, past considerations (298)  
12 Chuck Stone (325) G N. Carolina St.

### 1981

- 1 x-**David Overstreet** (13) RB Oklahoma  
2 TO LOS ANGELES in Bob Brudzinski deal (43)  
2b **Andra Franklin** (56) FB Nebraska  
(from Los Angeles in Bob Brudzinski deal)  
3 TO LOS ANGELES in Bob Brudzinski deal (69)  
4a Sam Greene (84) WR Nev.-Las Vegas  
(from New Orleans for Guy Benjamin)  
4b Brad Wright (96) QB New Mexico  
5a **Ken Poole** (126) DE NE Louisiana  
5b **Tom Vigorito** (138) RB Virginia  
(from Philadelphia for Leroy Harris)  
6a x-**Mack Moore** (152) DE Texas A&M  
6b **Fulton Walker** (154) CB West Virginia  
(from Minnesota in Jim Langer deal)  
7 Mike Daum (179) T Cal Poly-SLO  
8 y-**William Judson** (206) CB S. Carolina St.  
9 John Noonan (235) WR Nebraska  
10 Steve Folsom (261) TE Utah  
11 **Jim Jensen** (291) QB Boston Univ.  
12 John Alford (318) DT S. Carolina St.

x-signed with Canadian Football League

y-injured reserve '81

### 1982

- 1 **Roy Foster** (24) G/T Southern Cal  
2 **Mark Duper** (52) WR NW St. (La.)  
3 **Paul Lankford** (80) CB Penn State  
4 **Charles Bowser** (108) LB Duke  
5a Bob Nelson (120) DT Miami (Fla.)  
(from Minnesota in Jim Langer deal)  
5b **Rich Diana** (136) FB Yale  
6a Thomas Tutson (161) CB S. Carolina St.  
(from San Diego for George Roberts)  
6b **Ron Hester** (164) LB Florida St.  
7a **Dan Johnson** (170) TE Iowa State  
(from New Orleans for Guy Benjamin)  
7b Larry Cowan (192) RB Jackson St.  
8 **Tate Randle** (220) S Texas Tech  
9a **Steve Clark** (239) DE Utah

- (from Detroit for Steve Towle)  
9b Mack Boatner (248) RB SE Louisiana  
10a Robin Fisher (271) LB Florida  
(from Philadelphia for Steve Howell)  
10b Wayne Jones (276) C/T Utah  
11 Gary Crum (303) T Wyoming  
12 Mike Rodrigue (331) WR Miami (Fla.)

### 1983

- 1 **Dan Marino** (27) QB Pittsburgh  
2 **Mike Charles** (55) DT Syracuse  
3a **Charles Benson** (76) DE Baylor  
(from Houston in '83 draft trade-up)  
3b TO HOUSTON in '83 draft trade-up (83)  
4 TO L.A. RAMS for Eddie Hill (111)  
5 TO HOUSTON in '83 draft trade-up (139)  
6 **Reggie Roby** (167) P Iowa  
7 Keith Woetzel (195) LB Rutgers  
8 **Mark Clayton** (223) WR Louisville  
9 **Mark Brown** (250) LB Purdue  
10 Anthony Reed (278) RB S. Carolina St.  
11 Joe Lukens (306) G Ohio State  
12 x-Anthony Carter (334) WR Michigan

x-previously had signed with United States Football League

### 1984

- 1a **Jackie Shipp** (14) LB Oklahoma  
(from Buffalo in '84 draft trade-up)  
1b TO BUFFALO in '84 draft trade-up (26)  
2 **Jay Brophy** (53) LB Miami (Fla.)  
3a TO BUFFALO in '84 draft trade-up (79)  
(from Pittsburgh in David Woodley deal)  
3b TO BUFFALO in '84 draft trade-up (82)  
4 **Joe Carter** (109) RB Alabama  
5 Dean May (138) QB Louisville  
6 Rowland Tatum (165) LB Ohio State  
7 Bernard Carvalho (194) G/T Hawaii  
8 x-Ron Landry (221) FB McNeese St.  
9 Jim Boyle (250) G/T Tulane  
10 John Chesley (277) TE Oklahoma St.  
11 **Bud Brown** (305) S Southern Miss.  
12a William Devane (320) DT Clemson  
12b **Mike Weingrad** (333) LB Illinois  
(from San Francisco for Tom Orosz)

x-injured reserve '84

### 1984 USFL SUPPLEMENTAL DRAFT

- 1 Danny Knight (26) WR Mississippi State  
(from N.J. Generals)  
2 Dewey Forte (53) DE Bethune-Cookman  
(from L.A. Express)  
3 Duan Hanks (82) WR Stephen F. Austin  
(from Philadelphia Stars)

### 1985

- 1 **Lorenzo Hampton** (27) RB Florida  
2 TO SAN DIEGO for Pete Johnson (55)  
3a **George Little** (65) DT Iowa  
(from Philadelphia for Mark Dennard)  
3b **Alex Moyer** (83) LB Northwestern  
4a **Mike Smith** (91) CB Texas-El Paso  
(from Cleveland for Duriel Harris)  
4b **Jeff Dellenbach** (111) T Wisconsin  
5 TO DENVER for Larry Evans (139)  
6a George Shorthose (145) WR Missouri  
(from Atlanta in Gerald Small deal)  
6b **Ron Davenport** (167) FB Louisville  
7 **Fuad Reveiz** (195) K Tennessee  
8 Dan Sharp (223) TE Texas Christian  
9 Adam Hinds (251) S Oklahoma St.

10	Mike Pendleton (279)	CB	Indiana
11	Mike Jones (307)	RB	Tulane
12	Ray Noble (335)	CB	California

## 1986

1	TO TAMPA BAY in Hugh Green deal (25)		
2a	TO TAMPA BAY in Hugh Green deal (40) (from Minnesota in Anthony Carter deal)		
2b	<b>John Offerdahl</b> (52)	LB	Western Michigan
3	<b>T.J. Turner</b> (81)	DT	Houston
4	<b>James Pruitt</b> (107)	WR	Cal-State Fullerton
5	Kevin Wyatt (136)	CB	Arkansas
6	Brent Sowell (163)	DT	Alabama
7	<b>Larry Kolic</b> (193)	LB	Ohio State
8	John Stuart (218)	T	Texas
9	<b>Reyna Thompson</b> (247)	CB	Baylor
10	Jeff Wickersham (274)	QB	Louisiana St.
11	Arnold Franklin (303)	TE	No. Carolina
12	<b>Rickey Isom</b> (329)	FB	N. Carolina St.

## 1987

1a	TO MINNESOTA in '87 draft trade-down (14)		
1b	<b>John Bosa</b> (16)	DE	Boston College (from Minnesota in '87 draft trade-down)
2a	<b>Rick Graf</b> (43)	LB	Wisconsin
2b	<b>Scott Schwedes</b> (56)	WR	Syracuse (from N.Y. Giants through St. Louis in '87 draft trade-up)
3	TO ST. LOUIS in '87 draft trade-up (70)		
4	<b>Troy Stradford</b> (99)	RB	Boston College
5a	TO ST. LOUIS in '87 draft trade-up (126)		
5b	TO KANSAS CITY in '87 draft trade-down (128) (from Minnesota in '87 draft trade-down)		
5c	<b>Chris Conlin</b> (132)	T/G	Penn State (from Kansas City in '87 draft trade-down)
6	Lance Sellers (155)	LB	Boise State
7	<b>Tom Brown</b> (182)	FB	Pittsburgh
8a	<b>Joel Williams</b> (210)	TE	Notre Dame
8b	<b>Mark Dennis</b> (212)	T	Illinois (from Kansas City in '87 draft trade-down)
9	<b>Tim Pidgeon</b> (237)	LB	Syracuse
10	Bobby Taylor (266)	CB	Wisconsin
11	Terance Mann (293)	DE	So. Methodist
12	x-Jim Karsatos (322)	QB	Ohio State

x-injured reserve '87

## 1988

1	<b>Eric Kumerow</b> (16)	DE	Ohio State
2	<b>Jarvis Williams</b> (42)	S	Florida
3	<b>Ferrell Edmunds</b> (73)	TE	Maryland
4	<b>Greg Johnson</b> (99)	T	Oklahoma
5	<b>Rodney Thomas</b> (126)	CB	Brigham Young
6a	x-Melvin Bratton (153)	FB	Miami (Fla.)
6b	George Cooper (156)	FB	Ohio State (from Minnesota for Greg Koch)
7	Kerwin Bell (180)	QB	Florida
8a	<b>Harry Galbreath</b> (212)	G	Tennessee
8b	<b>Louis Cheek</b> (220)	T	Texas A&M (from Denver for Larry Lee)
9	<b>Jeff Cross</b> (239)	DE	Missouri
10	Artis Jackson (266)	DT	Texas Tech
11	Tom Kelleher (292)	FB	Holy Cross
12	<b>Brian Kinchen</b> (320)	TE	Louisiana St.

x-injured/unsigned '88

## 1989

1a	<b>Sammie Smith</b> (9)	RB	Florida State
1b	<b>Louis Oliver</b> (25)	S	Florida (from Chicago in '89 draft trade-up)
2	TO CHICAGO in '89 draft trade-up (36)		

3	TO CHICAGO in '89 draft trade-up (65)		
4	<b>David Holmes</b> (92)	CB	Syracuse
5	<b>Jeff Uhlenhake</b> (121)	C	Ohio State
6	<b>Wes Pritchett</b> (147)	LB	Notre Dame
7	Jim Zdelar (176)	T	Youngstown St.
8	<b>Pete Stoyanovich</b> (203)	K	Indiana
9	x-Dana Batiste (232)	LB	Texas A&M
10a	Deval Glover (259)	WR	Syracuse
10b	Greg Ross (275)	DT	Memphis State (from Minnesota for Greg Koch)
11	y- <b>Bert Weidner</b> (288)	DT	Kent State
12	<b>J.B. Brown</b> (315)	CB	Maryland

x-injured reserve '89 y-developmental squad '89

## 1990

1	<b>Richmond Webb</b> (9)	T	Texas A&M
2	<b>Keith Sims</b> (39)	G	Iowa State
3	<b>Alfred Oglesby</b> (66)	NT	Houston
4	<b>Scott Mitchell</b> (93)	QB	Utah
5a	TO DALLAS for Scott Seaburns (120)		
5b	x-Leroy Holt (137)	FB	Southern Cal (from Washington in '90 draft trade-up)
6	y-Sean Vanhorse (151)	CB	Howard
7	TO CLEVELAND in '90 draft trade-down (178)		
8	Thomas Woods (205)	WR	Tennessee
9	Phil Ross (231)	TE	Oregon State
10	TO WASHINGTON in '90 draft trade-up (262)		
11	TO SAN FRANCISCO in Tim McKyer deal (289)		
12	<b>Bobby Harden</b> (315)	S	Miami (Fla.)

x-injured reserve '90 y-physically unable to perform '90

## 1991

1	<b>Randal Hill</b> (23)	WR	Miami (Fla.)
2	TO SAN FRANCISCO in Tim McKyer deal (45)		
3a	<b>Aaron Craver</b> (60)	RB	Fresno State (from Atlanta in Tim McKyer deal)
3b	TO HOUSTON for John Grimsely (79)		
4	TO WASHINGTON in '90 trade-up (103)		
5a	<b>Bryan Cox</b> (113)	LB	Western Illinois (from Cleveland in '90 trade-down)
5b	<b>Gene Williams</b> (121)	G	Iowa State (from Green Bay in '91 draft trade-up)
5c	TO GREEN BAY in '91 draft trade-up (135)		
6	TO GREEN BAY in '91 draft trade-up (164)		
7	<b>Chris Green</b> (191)	CB	Illinois
8	Roland Smith (220)	CB	Miami (Fla.)
9	<b>Scott Miller</b> (246)	WR	UCLA
10	Michael Titley (275)	TE	Iowa
11	Ernie Rogers (302)	T	California
12	Joe Brunson (331)	DT	Chattanooga

## 1992

1a	<b>Troy Vincent</b> (7)	CB	Wisconsin (from Phoenix for Randal Hill)
1b	<b>Marco Coleman</b> (12)	LB	Georgia Tech
2	x-Eddie Blake (43)	G	Auburn
3	<b>Larry Webster</b> (70)	DE	Maryland
4	<b>Dwight Hollier</b> (97)	LB	North Carolina
5	Christopher Perez (124)	T	Kansas
6	<b>Roosevelt Collins</b> (155)	LB	Texas Christian
7a	TO ATLANTA in '92 draft trade-down (182)		
7b	TO L.A. RAIDERS in '92 draft trade-down (185) (from Atlanta in '92 draft trade-down)		
7c	<b>Dave Moore</b> (191)	TE	Pittsburgh (from L.A. Raiders in '92 draft trade-down)
8	Andre Powell (209)	LB	Penn State
9	Tony Tellington (236)	CB	Youngstown St.
10	Raoul Spears (267)	RB	Southern Cal
11a	Lee Miles (294)	WR	Baylor
11b	Mark Barsotti (296)	QB	Fresno State

- (from L.A. Raiders in '92 draft trade-down)  
 12a Milton Biggins (322) TE West. Kentucky  
 12b Kameno Bell (328) RB Illinois  
 (from Atlanta in '92 draft trade-down)

x - Non Football Injury '92

### 1993

- 1 **O.J. McDuffie** (25) WR Penn State  
 2 TO NEW ENGLAND in Irving Fryar deal (52)  
 3 **Terry Kirby** (78) RB Virginia  
 4 Ronnie Bradford (105) CB Colorado  
 5 **Chris Gray** (132) T Auburn  
 6 Robert O'Neal (164) S Clemson  
 7 **David Merritt** (191) LB N. Carolina St.  
 8 Dwayne Gordon (218) LB New Hampshire

### 1994

- 1a TO GREEN BAY in '94 trade-down (16)  
 1b **Tim Bowens** (20) DT Mississippi  
 (from Green Bay in '94 draft trade-down)  
 2a **Aubrey Beavers** (54) LB Oklahoma  
 2b **Tim Ruddy** (65) C Notre Dame  
 (from Arizona in '94 trade-up)  
 3 TO ARIZONA in '94 trade-up (89)  
 (from Green Bay in '94 draft trade-down)  
 4a Ronnie Woolfork (112) LB Colorado  
 (from Cleveland for G Gene Williams)  
 4b TO ARIZONA in '94 trade-up (115)  
 (from San Diego for WR Tony Martin)  
 4c TO ARIZONA in '94 trade-up (121)  
 5 **William Gaines** (147) DT Florida  
 6 **Brant Boyer** (177) LB Arizona  
 7 **Sean Hill** (214) CB Montana St.

### 1995

- 1 **Billy Milner** (25) T Houston  
 2a **Andrew Greene** (53) G Indiana  
 (from Green Bay in Ingram-Jackson deals)  
 2b TO CHICAGO in Trace Armstrong deal (56)  
 3 TO CHICAGO in Trace Armstrong deal (87)  
 4a TO GREEN BAY in Keith Jackson deal (117)  
 (from Green Bay for Mark Ingram)  
 4b Pete Mitchell (122) TE Boston College  
 5 **Norman Hand** (158) DT Mississippi  
 6 **Jeff Kopp** (194) LB Southern Cal  
 7a Corey Swinson (233) DT Hampton  
 7b x-Shannon Myers (246) WR Lenoir-Rhyne  
 (compensatory pick from NFL)

x - Physically Unable To Perform '95

### 1996

- 1 **Daryl Gardener** (20) DE Baylor  
 2a TO DALLAS in '96 trade-down (49)  
 2b TO JACKSONVILLE in '96 trade-down (60)  
 (from Dallas in '96 trade-down)  
 3a Dorian Brew (79) CB Kansas  
 (from Jacksonville in '96 trade-down)  
 3b **Karim Abdul-Jabbar** (80) RB UCLA  
 4a TO KANSAS CITY in '96 trade-down (98)  
 (from Jacksonville in '96 trade-down)  
 4b TO JACKSONVILLE in '96 trade-down (99)  
 (from Dallas in '96 trade-down)  
 4c Kirk Pointer (113) CB Austin Peay  
 (from Kansas City in '96 trade-down)  
 4d **Stanley Pritchett** (118) FB South Carolina  
 4e LaCurtis Jones (125) LB Baylor  
 (from Kansas City in '96 trade-down)  
 5a **Jerris McPhail** (134) RB East Carolina  
 (from Jacksonville in '96 trade-down)  
 5b **Shane Burton** (150) DE Tennessee

- (from Jacksonville in '96 trade-down)  
 5c **Zach Thomas** (154) LB Texas Tech  
 6 **Shawn Wooden** (189) S Notre Dame  
 7a **Jeff Buckley** (230) T Stanford  
 7b Brice Hunter (251) WR Georgia  
 (compensatory pick from NFL)

### 1997

- 1 x-Yatil Green (15) WR Miami (Fla.)  
 2 **Sam Madison** (44) CB Louisville  
 3a **Jason Taylor** (73) DE Akron  
 3b **Derrick Rodgers** (92) LB Arizona State  
 (compensatory pick from NFL)  
 3c **Ronnie Ward** (93) LB Kansas  
 (compensatory pick from NFL)  
 3d y-Brent Smith (96) T Mississippi St.  
 (compensatory pick from NFL)  
 4a TO ST. LOUIS in '97 trade-down (112)  
 4b Jerome Daniels (121) G Northeastern  
 (from St. Louis in '97 trade-down)  
 4c TO OAKLAND in '97 trade-down (123)  
 (from San Francisco for RB Terry Kirby)  
 5a TO N.Y. JETS for T James Brown (145)  
 5b **Barron Tanner** (149) DT Oklahoma  
 (from Kansas City for K Pete Stoyanovich)  
 5c Nicholas Lopez (157) DE Texas Southern  
 (from Oakland in '97 trade-down)  
 6a John Fiala (166) LB Washington  
 (from Oakland in '97 trade-down)  
 6b **Brian Manning** (170) WR Stanford  
 (from St. Louis in '97 trade-down)  
 6c **Mike Crawford** (173) LB Nevada  
 (from St. Louis in '97 trade-down)  
 6d **Ed Perry** (177) TE James Madison  
 7a Hudhafa Ismaeli (203) CB Northwestern  
 (from Oakland in '97 trade-down)  
 7b TO KANSAS CITY in '96 trade-down (214)

x - Injured Reserve '97 y - did not appear in a game '97

### 1998

- 1a TO GREEN BAY in '98 trade-down (19)  
 1b **John Avery** (29) RB Mississippi  
 (from Green Bay in '98 trade-down)  
 2a **Patrick Surtain** (44) CB Southern Miss.  
 (from Carolina for 1st-round pick in 2000)  
 2b **Kenny Mixon** (49) DE LSU  
 2c TO DETROIT in '98 trade-down (60)  
 (from Green Bay in '98 trade-down)  
 3a Brad Jackson (79) LB Cincinnati  
 (from Detroit in '98 trade-down)  
 3b x-Larry Shannon (82) WR East Carolina  
 4a **Lorenzo Bromell** (102) DE Clemson  
 (from Philadelphia in '98 trade-up)  
 4b TO PHILADELPHIA in '98 trade-up (112)  
 5a TO PHILADELPHIA in '98 trade-up (142)  
 5b Scott Shaw (143) G Michigan State  
 (from Detroit in '98 trade-down)  
 6a Nathan Strikwerda (171) C Northwestern  
 6b John Dutton (172) QB Nevada  
 (from Detroit in '98 trade-down)  
 7 Jim Budren (210) G Clemson

x - Injured Reserve '98

### 1999

- 1a TO SAN FRANCISCO in '99 draft trade-down (24)  
 1b TO DETROIT in '99 draft trade-down (27)  
 2a **J.J. Johnson** (39) RB Mississippi State  
 (from Detroit in '99 draft trade-down)  
 2b **Rob Konrad** (43) FB Syracuse  
 (from Kansas City in '99 draft trade-up)

- 2c TO KANSAS CITY in '99 draft trade-up (54)  
 3a TO DETROIT in '99 draft trade-down(70)  
 (from Detroit in '99 draft trade-down)  
 3b x-**Grey Ruegamer** (72) C Arizona State  
 (from Detroit in '99 draft trade-down)  
 3b TO KANSAS CITY in '99 draft trade-up (84)  
 4 TO MINNESOTA for signing TE Hunter Goodwin (120)  
 5a **Cecil Collins** (134) RB McNeese State  
 (from San Francisco in '99 draft trade-down)  
 5b Bryan Jones (142) LB Oregon State  
 (from Detroit in '99 draft trade-down)  
 5c TO SAN FRANCISCO for G Kevin Gogan (157)  
 6 **Brent Bartholomew** (192) P Ohio State  
 7a TO N.Y. GIANTS for RB Tyrone Wheatley (231)  
 7b y-**Jermaine Haley** (232) DT Butte College  
 (from Detroit in '99 draft trade-down)  
 7c z-**Joe Wong** (244) T Brigham Young  
 (compensatory pick from NFL)

x-did not appear in a game in '99  
 y-previously under contract with CFL  
 z-injured reserve '99

## 2000

- 1 TO CAROLINA in '98 draft trade-up (23)  
 2 **Todd Wade** (53) T Mississippi  
 3 **Ben Kelly** (84) CB Colorado  
 4 **Deon Dyer** (117) FB North Carolina  
 5 **Arturo Freeman** (152) S South Carolina  
 6a **Ernest Grant** (167) DT Arkansas-Pine Bluff

- (from Cleveland for RB Karim Abdul-Jabbar)  
 6b TO KANSAS CITY in '99 draft trade-down (188)  
 7a TO SAN FRANCISCO for QB Jim Druckenmiller (230)  
 7b x-**Jeff Harris** (232) CB Georgia  
 (from Chicago for P Brent Bartholomew)

x-injured reserve '00

## 2001

- 1 Jamar Fletcher (26) CB Wisconsin  
 2a Chris Chambers (52) WR Wisconsin  
 (from Indianapolis through Dallas in '01 draft trade-up)  
 2b TO DALLAS in '01 draft trade-up (56)  
 3a Travis Minor (85) RB Florida State  
 3b Morlon Greenwood (88) LB Syracuse  
 (from Philadelphia in '01 draft trade-up)  
 4 TO DALLAS in '01 draft trade-up (122)  
 5 Shawn Draper (156) T Alabama  
 6a Brandon Winey (164) T Louisiana State  
 (from San Diego for WR Nate Jacquet)  
 6b Josh Heupel (177) QB Oklahoma  
 (from Washington for DT Barron Tanner)  
 6c Otis Leverette (187) DE Alabama-Birmingham  
 (from Philadelphia in '01 draft trade-up)  
 6d Rick Crowell (188) LB Colorado State  
 7a TO CHICAGO for TE Alonzo Mayes (208)  
 (from Chicago for P Brent Bartholomew)  
 7b TO WASHINGTON for P Matt Turk (224)

# FIRST ROUND BY POSITION

POSITION	TOP NO.	ALL FIRST ROUND
Defensive Line .....	8	8
Running Back .....	7*	6
Offensive Line .....	7#	6
Wide Receiver .....	4*	3
Linebacker .....	3*	4
Quarterback .....	3*	3
Defensive Back .....	3	4
Tight End .....	1*	0
Kicker/Punter .....	0	0

\*includes one selection in second round #includes two selections in second round

# ALL-TIME DRAFT BY POSITION

POSITION	NO.
Defensive Line .....	83
Offensive Line .....	82
Defensive Back .....	72
Linebacker .....	71
Running Back .....	67
Wide Receiver .....	47
Tight End .....	32
Quarterback .....	24
Kicker .....	6
Punter .....	4

**All-Time Draft Choices/ First Round-All-Time Draft By Position • 561**



# ALL-TIME TRADES

## 1966

- 1/15 LB Ron Caveness to Houston for rights to QB Billy Anderson (1965 redshirt draftee of Houston)  
 7/3 13th round pick in 1967 to Buffalo for QB George Wilson, Jr.  
 8/30 RB Jack Spikes to Buffalo for 5th round pick in 1967  
 11/10 3rd and 5th round picks in 1967 to Denver for RB Cookie Gilchrist  
 11/10 DT Jerry Oliver to Denver for 12th round pick in 1967  
 11/10 8th round pick in 1967 to Oakland for TE Bill Cronin

## 1967

- 4/4 T Nick DeFelice to N.Y. Jets for C Mike Hudock  
 5/4 TE Bill Cronin to Denver for DT Ray Jacobs  
 6/27 DE Earl Faison, RB Cookie Gilchrist, G Earnie Park and QB George Wilson, Jr., to Denver for RB Abner Haynes, LB Jerry Hopkins, DE Danny La Rose and 6th round pick in 1968  
 7/25 4th round pick in 1968 to Denver for LB John Bramlett  
 9/5 TE Dave Kocourek to Oakland for 8th round pick in 1968  
 9/26 8th round pick in 1968 to N.Y. Jets for QB Archie Roberts  
 12/3 QB Jon Brittenum to San Diego for 3rd round pick in 1968  
 12/27 QB John Stofa to Cincinnati for 1st and 2nd round picks in 1968;  
 12/27 QB Billy Anderson to Houston for 9th round pick in 1968

## 1968

- 8/19 LB Tom Erlandson to San Diego for 7th round pick in 1969  
 8/21 WR John Roderick to Oakland for 5th round pick in 1969

## 1969

- 3/24 LB John Bramlett, QB Kim Hammond and 5th round pick in 1970 to Boston for LB Nick Buoniconti  
 7/2 CB Mack Lamb to San Diego for G Larry Little

## 1970

- 1/27 1st round pick in 1970 to Cleveland for WR Paul Warfield  
 4/13 1st round pick in 1971 to Baltimore as compensation for Head Coach Don Shula  
 5/1 CB Dick Westmoreland to Minnesota for G Bookie Bolin  
 5/1 S Tom Beier to San Francisco for T/C Lance Olssen  
 5/18 WR Jack Clancy to Green Bay as compensation for TE Marv Fleming  
 8/31 8th round pick in 1971 to Pittsburgh for C Bob DeMarco

- 9/15 5th round pick in 1971 to Pittsburgh for WR Willie Richardson

## 1971

- 9/1 2nd round pick in 1972 to Cleveland for LB Bob Matheson  
 9/8 C Carl Mauck to San Diego for DT Tony Liscio and 4th round pick in 1972  
 11/23 QB John Stofa to Denver for 7th round pick in 1972  
 11/23 10th round pick in 1972 to Houston for DE Russell Price

## 1972

- 6/7 LB Dale Farley to Buffalo for DT Jim Dunaway  
 6/7 1st round pick in 1973 to Buffalo for WR Marlin Briscoe  
 8/22 DT Frank Cornish to Buffalo for G/C Howard Kindig and 5th round pick in 1973  
 8/28 T Wayne Mass to New England for 7th round pick in 1973  
 9/26 C Bob DeMarco to Cleveland for 7th round pick in 1973  
 9/26 G/C Bill Griffin to New England for 7th round pick in 1973

## 1973

- 8/10 CB Dave McCurry to Chicago for 9th round pick in 1974  
 8/22 QB Jim Del Gaizo to Green Bay for 2nd round picks in 1974 and 1975  
 8/27 DT Mike Kadish to Buffalo for C/G Irv Goode  
 8/29 K Jeff White to New Orleans for 7th round pick in 1974  
 5/10 WR Otto Stowe to Dallas for WR Ron Sellers and 2nd round pick in 1974  
 10/2 RB Hubert Ginn to Baltimore for FB Don Nottingham and 6th round pick in 1974

## 1974

- 1/25 QB Joe Theismann to Washington for 1st round pick in 1976  
 8/7 DT Larry Woods to N.Y. Jets for 6th round pick in 1975  
 8/9 WR Charley Wade to Chicago for 10th round pick in 1975  
 8/17 RB Ed Jenkins to N.Y. Giants for 14th round pick in 1975  
 8/21 G/C Howard Kindig to Washington for 10th round pick in 1975  
 8/28 6th round pick in 1975 to N.Y. Jets for T John Mooring  
 9/10 WR Bo Rather to Chicago for 3rd round pick in 1977

## 1975

- 1/28 CB Henry Stuckey to N.Y. Giants for 5th round pick in 1975  
 1/30 Rights to DE Karl Lorch to Washington for 10th round pick in 1976  
 5/6 WR Marlin Briscoe and RB Hubert Ginn to St.

Louis for RB Donny Anderson and compensation for TE Jim McFarland

- 7/9 4th round pick in 1976 to Philadelphia for FB Norm Bulaich  
7/23 LB Bruce Bannon to San Diego for DE Pete Lazetich  
9/7 LB Larry Ball and 5th round pick in 1976 to Detroit for 4th round pick in 1976  
9/9 WR Mel Baker to New Orleans for 7th round pick in 1976

---

### 1976

- 4/6 LB Rodrigo Barnes to St. Louis for 12th round pick in 1976  
4/6 3rd round picks in 1978 and 1979 from N.Y. Giants as compensation for signing FB Larry Csonka  
4/8 4th and 7th round picks in 1978 from Cleveland as compensation for signing WR Paul Warfield  
4/10 12th round pick in 1978 and 9th round pick in 1979 from Denver as compensation for signing RB Jim Kiick  
8/24 RB Mercury Morris to San Diego for 4th round pick in 1977  
8/24 S Jake Scott and 4th round pick in 1977 to Washington for S Bryant Salter  
9/2 6th round pick in 1977 to N.Y. Giants for LB Andy Selfridge  
9/21 3rd and 4th (obtained in Morris trade, 1976) round picks in 1977 to Houston for CB Ken Ellis

---

### 1977

- 1/21 Rights to LB Ray Nettles to Tampa Bay for 5th and 6th round picks in 1977  
2/7 6th round pick in 1977 to Tampa Bay for WR Barry Smith and T Randy Young  
7/20 11th round pick in 1978 to Seattle for DT Carl Barisich  
8/8 T Darryl Carlton to Tampa Bay for T Mike Current and 5th round pick in 1978  
8/30 5th (obtained in Carlton trade, 1977) round pick in 1978 to Tampa Bay for T Steve Young  
9/5 CB Jeris White to Tampa Bay for 5th round pick in 1978

---

### 1978

- 4/17 S Vern Roberson, WR Freddie Solomon and 1st and 5th round picks in 1978 to San Francisco for RB Delvin Williams  
5/11 TE Jim Mandich to Washington for 8th round picks in 1979 and 1980  
7/5 8th round pick in 1979 to Tampa Bay for DE Council Rudolph  
8/28 T Karl Baldschwiler to Detroit for 10th round pick in 1979  
10/10 RB Benny Malone and 5th round pick in 1980 to Washington for FB Jim Braxton and 3rd round pick in 1979

---

### 1979

- 3/22 3rd (obtained in Malone trade, 1978) round pick in 1979 to Oakland for S Neal Colzie  
4/18 3rd round pick in 1979 to Atlanta for LB Ralph Ortega  
8/21 CB Charles Cornelius to San Francisco for 11th round pick in 1980  
8/27 FB Leroy Harris to Philadelphia for 5th round pick in 1981

---

### 1980

- 8/25 RB Gary Davis and CB Norris Thomas to Tampa Bay for FB Jimmy DuBose and 2nd round pick in 1981  
8/28 QB Guy Benjamin to New Orleans for 4th round pick in 1981  
9/24 C Jim Langer to Minnesota for 6th round pick in 1981 and 5th round pick in 1982

---

### 1981

- 4/28 3rd round pick in 1981 and 2nd (obtained in Davis/Thomas trade, 1980) round pick in 1982 to Los Angeles for LB Bob Brudzinski; teams also exchanged 2nd round picks in 1981 (Dolphins moving down from 43rd to 56th overall)  
7/13 LB Steve Towle to Detroit for 9th round pick in 1982  
7/22 4th round pick in 1983 to Los Angeles for RB Eddie Hill  
8/18 FB Steve Howell to Philadelphia for 10th round pick in 1982  
8/31 P George Roberts to San Diego for 6th round pick in 1982

---

### 1983

- 4/26 3rd (81st overall) and 5th round picks in 1983 to Houston for 3rd (76th overall) round pick in 1983 in draft trade-up  
8/15 5th round pick in 1985 to Denver for LB Larry Evans  
8/29 P Tom Orosz to San Francisco for 12th round pick in 1984

---

### 1984

- 2/21 QB David Woodley to Pittsburgh for 3rd round pick in 1984  
3/6 C Mark Dennard to Philadelphia for 3rd round pick in 1985  
3/27 WR Duriel Harris to Cleveland for 4th round pick in 1985  
5/1 1st (26th overall) round pick and two 3rd round picks (one obtained in Woodley trade, 1984) in 1984 to Buffalo for 1st (14th overall) round pick in 1984 in draft trade-up  
8/27 CB Gerald Small to Atlanta for T Ronnie Lee and 6th round pick in 1985  
9/22 2nd round pick in 1985 to San Diego for FB Pete Johnson

---

### 1985

- 5/7 Conditional undisclosed pick in 1986 to Cincinnati for QB Bryan Clark  
8/15 Rights to WR Anthony Carter (12th round, 1983) to Minnesota for LB Robin Sendlein and 2nd round pick in 1986  
10/9 1st and 2nd (obtained in Carter trade, 1985) round picks in 1986 to Tampa Bay for LB Hugh Green

---

### 1987

- 4/28 1st (14th overall) round pick in 1987 to Minnesota for 1st (16th overall) and 5th round picks in 1987 in draft trade-down  
4/28 3rd and 5th (obtained in 1987 draft trade-down) round picks in 1987 to St. Louis for 2nd

- round pick in 1987 in draft trade-up  
 4/28 5th (128th overall) round pick in 1987 to Kansas City for 5th (132nd overall) and 8th round picks in 1987 in draft trade-down  
 8/20 G/C Larry Lee to Denver for 8th round pick in 1988  
 10/20 T Greg Koch to Minnesota for 6th round pick in 1988 and 10th round pick in 1989

### 1989

- 4/23 2nd (36th overall) and 3rd (65th overall) round picks in 1989 to Chicago for 1st round pick (25th overall) in 1989 in draft trade-up  
 8/6 5th (120th overall) round pick in 1990 to Dallas for QB Scott Secules

### 1990

- 4/22 10th (262nd overall) round pick in 1990 and 4th round pick in 1991 to Washington for 5th round pick in 1990 in draft trade-up  
 4/23 7th (178th overall) round pick in 1990 to Cleveland for 5th round pick in 1991  
 4/23 11th (289th overall) round pick in 1990 and 2nd round pick in 1991 to San Francisco for CB Tim McKyer  
 9/3 12th (331st overall) round pick in 1991 to Atlanta for NT Shawn Lee

### 1991

- 1/31 LB Eric Kumerow to Chicago for CB Vestee Jackson  
 4/1 3rd (79th overall) round pick in 1991 to Houston for LB John Grimsley  
 4/21 CB Tim McKyer to Atlanta for 3rd (60th overall) and 12th (331st overall) round picks in 1991  
 4/22 5th (135th overall) and 6th (163rd overall) round picks in 1991 to Green Bay for 5th (121st overall) in 1991 in draft trade-up  
 9/3 WR Randal Hill to Phoenix for 1st (seventh overall) round pick in 1992

### 1992

- 4/27 7th (182nd overall) round pick in 1992 to Atlanta for 7th (185th overall) and 12th (328th overall) round picks in 1992 in draft trade-down  
 4/27 7th (185th overall) round pick in 1992 to L.A. Raiders for 7th (191st overall) and 11th (296th overall) round picks in 1992 draft trade-down  
 5/26 RB Sammie Smith to Denver for RB Bobby Humphrey

### 1993

- 4/1 2nd (52nd overall) round pick in 1993 and 3rd (88th overall) round pick in 1994 to New England for WR Irving Fryar  
 7/13 G Gene Williams to Cleveland for 4th (110th overall) round pick in 1994

### 1994

- 3/24 WR Tony Martin to San Diego for 4th (113th overall) round pick in 1994  
 4/24 1st (16th overall) round pick in 1994 to Green Bay for 1st (20th overall) and 3rd (89th overall) round picks in 1994 in draft trade-down

- 4/24 3rd (89th overall), 4th (115th overall) and 4th (121st overall) round picks in 1994 to Arizona for 2nd (65th overall) round pick in 1994 in draft trade-up

### 1995

- 3/21 WR Mark Ingram to Green Bay for 4th (116th overall) round pick in 1995  
 3/29 TE Keith Jackson and 4th (116th overall) round pick to Green Bay for 2nd (53rd overall) round pick in 1995  
 4/3 CB Terrell Buckley from Green Bay for past considerations  
 4/4 2nd (56th overall) round pick and 3rd (87th overall) round pick in 1995 to Chicago for DE Trace Armstrong  
 8/27 TE Pete Mitchell to Jacksonville for WR Mike Williams

### 1996

- 3/4 5th (145th overall) round pick in 1997 to N.Y. Jets for T James Brown  
 4/20 2nd (49th overall) round pick in 1996 to Dallas for 2nd (60th overall) and 4th (99th overall) round picks in 1996 in draft trade-down  
 4/20 2nd (60th overall) and 4th (99th overall) round picks in 1996 to Jacksonville for 3rd (79th overall), 4th (98th and 134th overall) and 5th (150th overall) round picks in 1996 in draft trade-down  
 4/21 4th (98th overall) round pick in 1996 and 7th (214th overall) round pick in 1997 to Kansas City for 4th (113th and 125th overall) round picks in 1996 in draft trade-down  
 8/19 RB Terry Kirby to San Francisco for 4th (123rd overall) round pick in 1997  
 8/21 K Pete Stoyanovich to Kansas City for 5th (149th overall) round pick in 1997  
 10/1 T Billy Milner to St. Louis for TE Troy Drayton

### 1997

- 4/20 4th (112th overall) round pick in 1997 to St. Louis for 4th (121st overall) and 6th (170th and 173rd overall) round picks in 1997 in draft trade-down  
 4/20 4th (123rd overall) round pick in 1997 to Oakland for 5th (157th overall), 6th (166th overall) and 7th (203rd overall) round picks in 1997 in draft trade-down  
 8/24 Conditional draft choice in 1998 to Green Bay for WR Qadry Ismail

### 1998

- 4/16 1st round pick in 2000 to Carolina for 2nd (44th overall) round pick in 1998  
 4/18 1st (19th overall) round pick in 1998 to Green Bay for 1st (29th overall) and 2nd (60th overall) round picks in 1998 in draft trade-down  
 4/18 2nd (60th overall) round pick in 1998 to Detroit for 3rd (79th overall), 5th (143rd overall) and 6th (172nd overall) round picks in 1998 in draft trade-down  
 4/19 4th (112th overall) and 5th (142nd overall) round picks in 1998 to Philadelphia for 4th (102nd overall) round pick in 1998 in draft trade-up.

---

**1999**

---

- 2/12 7th (231st overall) round pick in 1999 to N.Y. Giants for RB Tyrone Wheatley  
3/1 5th (157th overall) round pick in 1999 to San Francisco for G Kevin Gogan  
4/17 1st (24th overall) round pick in 1999 to San Francisco for 1st (27th overall) and 5th (134th overall) round picks in 1999 in draft trade-down  
4/17 1st (27th overall) round pick in 1999 to Detroit for 2nd (39th overall), 3rd (70th overall) and 5th (142nd overall) round picks in 1999 in draft trade-down  
4/17 2nd (54th overall) and 3rd (84th overall) round picks in 1999 and 6th round pick (188th overall) in 2000 to Kansas City for 2nd (43rd overall) round pick in 1999 in draft trade-up  
4/17 3rd (70th overall) round pick in 1999 to Detroit for 3rd (72nd overall) and 7th (232nd overall) round picks in 1999 in draft trade-down  
9/4 DT Barron Tanner to Washington for a 6th (177th overall) round draft choice  
9/6 7th (230th overall) round pick in 2000 to San Francisco for QB Jim Druckenmiller

- 9/21 RB John Avery to Denver for WR Marcus Nash  
10/19 RB Karim Abdul-Jabbar to Cleveland for 6th (167th overall) round pick in 2000

---

**2000**

---

- 3/9 7th (224th overall) round pick in 2001 to Washington for P Matt Turk  
4/16 P Brent Bartholomew to Chicago for 7th (232nd overall) round pick in 2000 and 7th (208th overall) round pick in 2001  
8/22 WR Nate Jacquet to San Diego for 6th (164th overall) round draft choice  
8/22 Undisclosed draft choice in 2002 to Dallas for WR Jeff Ogden  
10/2 7th (208th overall) round draft choice to Chicago for TE Alonzo Mayes

---

**2001**

---

- 4/21 2nd (56th overall) and 4th (122nd overall) round picks in 2001 to Dallas for 2nd (52nd overall) round pick in 2001  
4/21 2nd round pick in 2002 to Philadelphia for 3rd (88th overall) and 6th (187th overall) round picks in 2001

## PLAN B FREE AGENCY

(**Boldface** indicates made active roster)

---

**1999**

---

**PLAYERS LEFT UNPROTECTED (25):** FB Woody Bennett, S Glenn Blackwood, S Bud Brown, LB Bob Brudzinski, FB Tony Burse, G/C Chris Conlin, RB Joe Cribbs, LB Tony Furjanic, T Jon Giesler, LB Hugh Green, TE Bruce Hardy, S Liffort Hobley, QB Ron Jaworski, TE Dan Johnson, LB Larry Kolic, NT Mike Lambrecht, CB Don McNeal, LB Scott Nicolas, CB Bruce Plummer, DE Chris Scott, LB Jackie Shipp, FB Chad Stark, C Dwight Stephenson, WR Jimmy Teal and CB Reyna Thompson.

**PLAYERS SIGNED (11):**

LB **Dave Ahrens** – signed on March 23 (from Detroit)  
LB **Greg Clark** – signed on March 15 (from Chicago)  
S Steve Gage – signed on February 13 (from Washington)  
CB **Ernest Gibson** – signed on February 16 (from New England)  
LB **E.J. Junior** – signed on February 25 (from Phoenix)  
FB **Marc Logan** – signed on February 16 (from Cincinnati)  
TE Jeff Markland – signed on April 1 (from Pittsburgh)  
QB Brent Pease – signed on March 20 (from Houston)  
RB Eric Starr – signed on March 31 (from Chicago)  
DE Don Thorp – signed on April 1 (from Kansas City)  
CB Bobby Watkins – signed on March 30 (from Detroit)

**PLAYERS LOST (6):**

FB Tony Burse – signed on April 1 (by Seattle)  
QB **Ron Jaworski** – signed on April 1 (by Kansas City)  
NT Mike Lambrecht – signed on March 15 (by N.Y. Giants)  
CB Bruce Plummer – signed on March 31 (by Indianapolis)  
LB **Jackie Shipp** – signed on March 21 (by L.A. Raiders)  
CB **Reyna Thompson** – signed on March 30 (by N.Y. Giants)

---

**1990**

---

**PLAYERS LEFT UNPROTECTED (19):** LB Dave Ahrens, LB Dana Batiste, FB Tom Brown, LB Bob Brudzinski, T Louis Cheek, LB Greg Clark, DE Jackie Cline, CB Ernest Gibson, T Jon Giesler, LB Hugh Green, RB Lorenzo Hampton, TE Bruce Hardy, G Greg Johnson, CB William Judson, LB Barry Krauss, T Ronnie Lee, CB Don McNeal, QB Cliff Stoudt and G Tom Toth.

**PLAYERS SIGNED (9):**

CB Donnie Elder – signed on March 29 (from Tampa Bay)  
CB **Kerry Glenn** – signed on March 30 (from N.Y. Jets)  
LB Stacy Harvey – signed on April 1 (from Kansas City)  
RB **Mark Higgs** – signed on March 31 (from Philadelphia)  
S **Stevon Moore** – signed on March 31 (from N.Y. Jets)  
LB **Cliff Odom** – signed on March 27 (from Indianapolis)  
FB **Tony Paige** – signed on March 12 (from Detroit)  
LB **Mike Reichenbach** – signed on March 30 (from Philadelphia)  
DE **Karl Wilson** – signed on March 26 (from Phoenix)

**PLAYERS LOST (11):**

LB **Dave Ahrens** – signed on March 9 (by Seattle)  
FB Tom Brown – signed on March 29 (by Washington)  
T **Louis Cheek** – signed on March 29 (by Dallas)  
LB Greg Clark – signed on April 1 (by Green Bay)  
DE Jackie Cline – signed on March 29 (by Atlanta)  
CB Ernest Gibson – signed on March 29 (by New England)  
RB Lorenzo Hampton – signed on March 23 (by Denver)  
G Greg Johnson – signed on March 3 (by Dallas)  
CB William Judson – signed on March 29 (by Detroit)  
T Ronnie Lee – signed on March 1 (by Atlanta)  
G **Tom Toth** – signed on March 28 (by San Diego)



---

**1991**

---

**PLAYERS LEFT UNPROTECTED (24):** S Stefan Adams, TE Greg Baty, DE John Bosa, WR Andre Brown, G Roy Foster, LB Rick Graf, S African Grant, RB Mark Higgs, S Liffort Hobley, WR Jim Jensen, LB E.J. Junior, TE Brian Kinchen, LB Barry Krauss, CB Paul Lankford, FB Garrett Limbrick, CB Michael McGruder, LB Cliff Odum, WR James Pruitt, LB Mike Reichenbach, WR Scott Schwedes, RB Troy Stradford, CB Rodney Thomas, CB Sean Vanhorne and DE Karl Wilson.

**PLAYERS SIGNED (5):**

**LB Ned Bolcar** – signed on March 26 (from Seattle)  
**DE John Bosa** – signed on April 1 (from Kansas City)  
**DE Terry Price** – signed on March 11 (from Chicago)  
**TE Eric Sievers** – signed on March 18 (from New England)  
**RB Don Smith** – signed on April 1 (from Buffalo)

**PLAYERS LOST (10):**

S Stefan Adams – signed on April 1 (by L.A. Raiders)  
DE John Bosa – signed on March 15 (by N.Y. Jets)  
**G Roy Foster** – signed on March 18 (by San Francisco)  
**LB Rick Graf** – signed on March 21 (by Houston)  
TE Brian Kinchen – signed on April 1 (by Green Bay)  
WR James Pruitt – signed on March 31 (by Minnesota)  
**RB Troy Stradford** – signed on April 1 (by Kansas City)  
CB Rodney Thomas – signed on March 21 (by L.A. Rams)  
CB Sean Vanhorne – signed on March 20 (by Detroit)  
**DE Karl Wilson** – signed on March 5 (by L.A. Rams)

---

**1992**

---

**PLAYERS LEFT UNPROTECTED (25):** WR Fred Banks, TE Greg Baty, LB Louis Cooper, DE Donnie Gardner, CB Kerry Glenn, LB Hugh Green, LB John Grimsley, S Liffort Hobley, S Mike Iaquaniello, WR Jim Jensen, LB E.J. Junior, NT Chuck Klingbeil, CB Paul Lankford, FB Garrett Limbrick, RB Marc Logan, CB Bruce McNorton, S Stevon Moore, LB Cliff Odum, T James Parrish, DE Terry Price, CB Pat Ray, LB Mike Reichenbach, RB Don Smith, DE Pat Swoopes and WR Mike Williams.

**PLAYERS SIGNED (6):**

**CB Bruce Alexander** – signed on March 26 (from Detroit)  
**WR Robert Clark** – signed on March 19 (from Detroit)  
**DE Tim Downing** – signed on February 28 (from N.Y. Giants)  
**LB Brian Jones** – signed on April 1 (from Indianapolis)  
**NT Gerald Nichols** – signed on March 31 (from Tampa Bay)  
**FB James Saxon** – signed on March 17 (from Kansas City)

**PLAYERS LOST (6):**

**DE Donnie Gardner** – signed on March 3 (by N.Y. Jets)  
**RB Marc Logan** – signed on April 1 (by San Francisco)  
**S Stevon Moore** – signed on March 25 (by Cleveland)  
**T James Parrish** – signed on February 21 (by San Diego)  
**DE Terry Price** – signed on April 1 (by San Diego)  
**LB Mike Reichenbach** – signed on April 1 (by San Francisco)

---

## FREE AGENTS

---

(**Boldface** indicates made active roster)

---

**1992**

---

**PLAYERS SIGNED (1):**

**TE Keith Jackson** – signed on September 29 (from Philadelphia)

---

**1993**

---

**PLAYERS SIGNED (4):**

**FB Keith Byars** – signed on July 15 (from Philadelphia)  
**DT Mike Golic** – signed on June 8 (from Philadelphia)  
**T Ron Heller** – signed on April 20 (from Philadelphia)  
**WR Mark Ingram** – signed on March 18 (from N.Y. Giants)

**PLAYERS LOST (4):**

**WR Mark Clayton** – signed on June 4 (by Green Bay)  
**TE Ferrell Edmunds** – signed on March 12 (by Seattle)  
**G Harry Galbreath** – signed on March 23 (by Green Bay)  
**QB Scott Secules** – signed on March 22 (by New England)

---

**1994**

---

**PLAYERS SIGNED (5):**

**P Jim Arnold** – signed on April 25 (from Detroit)  
**S Gene Atkins** – signed on February 18 (from New Orleans)  
**CB Tyrone Braxton** – signed on May 13 (from Denver)  
**QB Bernie Kosar** – signed on April 13 (from Dallas)  
**S Michael Stewart** – signed on March 9 (from L.A. Rams)

**PLAYERS LOST (5):**

**DE David Griggs** – signed on March 24 (by San Diego)  
**DE Jeff Hunter** – signed on April 25 (by Tampa Bay)

**QB Scott Mitchell** – signed on March 6 (by Detroit)  
**S Louis Oliver** – signed on March 15 (by Cincinnati)  
**C Jeff Uhlenhake** – signed on April 23 (by New Orleans)

---

**1995**

---

**PLAYERS SIGNED (3):**

**TE Eric Green** – signed on March 10 (from Pittsburgh)  
**WR Randal Hill** – signed on March 7 (from Arizona)  
**QB Dan McGwire** – signed on April 24 (from Seattle)

**PLAYERS LOST (6):**

**RB Aaron Craver** – signed on March 10 (by Denver)  
**C Jeff Dellenbach** – signed on March 8 (by New England)  
**RB Cleveland Gary** – signed on May 8 (by St. Louis)  
**S Chris Green** – signed on June 5 (by Buffalo)  
**RB James Saxon** – signed on June 19 (by Kansas City)  
**DT Craig Veasey** – signed on June 2 (by Houston)

---

**1996**

---

**PLAYERS SIGNED (6):**

**CB Robert Bailey** – signed on March 7 (from Dallas)  
**WR Fred Barnett** – signed on March 12 (from Philadelphia)  
**QB Mike Buck** – signed on April 11 (from Arizona)  
**C Cal Dixon** – signed on April 16 (from N.Y. Jets)  
**WR Charles Jordan** – signed on March 13 (from Green Bay)  
**DE Daniel Stubbs** – signed on April 4 (from Philadelphia)

**PLAYERS LOST (4):**

**DE Marco Coleman** – signed on March 7 (by San Diego)  
**LB Bryan Cox** – signed on February 22 (by Chicago)

WR Irving Fryar – signed on March 19 (by Philadelphia)  
CB Troy Vincent – signed on March 2 (by Philadelphia)

## 1997

### PLAYERS SIGNED (4):

WR Lawrence Dawsey – signed on March 24 (from N.Y. Giants)  
S Corey Harris – signed on March 17 (from Seattle)  
TE Walter Reeves – signed on March 21 (from San Diego)  
S George Teague – signed on March 20 (from Dallas)

### PLAYERS LOST (1):

WR Randal Hill – signed on May 28 (by New Orleans)

## 1998

### PLAYERS SIGNED (2):

G Kevin Donnalley – signed on February 17 (from Tennessee)  
S Brock Marion – signed on March 3 (from Dallas)

### PLAYERS LOST (3):

G Everett McIver – signed on February 23 (by Dallas)  
FB Roosevelt Potts – signed on February 26 (by Baltimore)  
WR Qadry Ismail – signed on March 3 (by New Orleans)

## 1999

### PLAYERS SIGNED (4):

TE Hunter Goodwin – signed to offer sheet as a restricted free agent on April 8 (Minnesota declined to match offer sheet on April 9)

CB Greg Jeffries – signed on February 18 (from Detroit)

DE Rich Owens – signed on March 16 (from Washington)

FB Roosevelt Potts – signed on April 1 (from Baltimore)

### PLAYERS LOST (2):

TE Frank Wainright – signed on February 26 (by Baltimore)  
P Klaus Wilmsmeyer – signed on April 1 (by Carolina)

## 2000

### PLAYERS SIGNED (4):

S Brian Walker – signed on February 16 (from Seattle)  
QB Jay Fiedler – signed on February 17 (from Jacksonville)  
LB Scott Galyon – signed on February 29 (from N.Y. Giants)  
G Heath Irwin – signed on February 29 (from New England)

### PLAYERS LOST (3):

S Shawn Wooden – signed on March 10 (by Chicago)  
FB Stanley Pritchett – signed on March 14 (by Philadelphia)  
P Tom Hutton – signed on May 16 (by Green Bay)

## 2001

### PLAYERS SIGNED (6):

G Todd Perry – signed on March 3 (from Chicago)  
QB Ray Lucas – signed offer sheet on March 9 (from N.Y. Jets). Jets declined to match offer sheet on March 16

CB Terry Cousin – signed on March 15 (from Atlanta)  
WR James McKnight – signed on March 16 (from Dallas)  
WR Dedric Ward – signed on April 18 (from N.Y. Jets)  
T Marcus Spriggs – signed on April 19 (from Buffalo)

### PLAYERS LOST (7):

DE Trace Armstrong – signed on March 5 (by Oakland)  
LB Larry Izzo – signed on March 6 (by New England)  
G Kevin Donnalley – signed on March 16 (by Carolina)  
CB Terrance Shaw – signed on March 23 (by New England)  
WR Bert Emanuel – signed on March 30 (by New England)  
DE Rich Owens – signed on April 9 (by Kansas City)  
T Richmond Webb – signed on April 30 (by Cincinnati)



## DOLPHIN FACT

Running back Bernie Parmalee holds the team record for rushing yardage in consecutive games. Parmalee gained 150 yards on 30 carries against the L.A. Raiders on October 16, 1994, and followed that performance with a 123-yard effort on 25 carries at New England on October 30. His 273 rushing yards in those two games set a team record for rushing yards in consecutive games, surpassing the previous best of 258 yards rushing by Mercury Morris accomplished with 197 yards against New England on September 30, 1973, and 61 yards at the New York Jets on October 7, 1973.



## DOLPHIN FACT

In home openers, Miami is 28-6-1 (.814). In road openers, the Dolphins are 19-15-1 (.557).

In addition, the Dolphins own a 27-4 (.871) record in home openers since the 1970 merger of the National and American Football Leagues, which is the best of any NFL club over that time span, ahead of the Raiders (25-5-1, .823).

# 2001 NFL SCHEDULE

National Football League  
280 Park Avenue, New York, NY 10017  
Phone: 212-450-2000

## EASTERN

Buffalo  
Indianapolis  
Miami  
New England  
N.Y. Jets

## AMERICAN CONFERENCE

### CENTRAL

Baltimore  
Cincinnati  
Cleveland  
Jacksonville  
Pittsburgh  
Tennessee

## WESTERN

Denver  
Kansas City  
Oakland  
San Diego  
Seattle

## EASTERN

Arizona  
Dallas  
N.Y. Giants  
Philadelphia  
Washington

## NATIONAL CONFERENCE

### CENTRAL

Chicago  
Detroit  
Green Bay  
Minnesota  
Tampa Bay

## WESTERN

Atlanta  
Carolina  
New Orleans  
Saint Louis  
San Francisco

### 2001 NFL Schedule

(All times local)

#### \*\*SUNDAY, SEPTEMBER 9

(Open Date: Arizona)

Atlanta at San Francisco	1:15
Carolina at Minnesota	12:00
Chicago at Baltimore	1:00
Detroit at Green Bay	12:00
Indianapolis at New York Jets	1:00
New England at Cincinnati	1:00
New Orleans at Buffalo	1:00
Oakland at Kansas City	12:00
Pittsburgh at Jacksonville	1:00
St. Louis at Philadelphia	4:15
Seattle at Cleveland	1:00
Tampa Bay at Dallas	12:00
Washington at San Diego	1:15
<b>Miami at Tennessee</b>	<b>7:30</b>

#### MONDAY, SEPTEMBER 10

New York Giants at Denver	7:00
---------------------------	------

#### \*\*SUNDAY, SEPTEMBER 16

(Open Date: San Diego)

Arizona at Washington	1:00
Atlanta at St. Louis	3:05
<b>Buffalo at Miami</b>	<b>1:00</b>
Cincinnati at Tennessee	12:00
Dallas at Detroit	1:00
Denver at Indianapolis	12:00
Green Bay at New York Giants	1:00
Jacksonville at Chicago	3:15
Kansas City at Seattle	1:15
New England at Carolina	1:00
New York Jets at Oakland	1:15
Philadelphia at Tampa Bay	1:00
San Francisco at New Orleans	12:00
Cleveland at Pittsburgh	8:30

#### MONDAY, SEPTEMBER 17

Minnesota at Baltimore	9:00
------------------------	------

#### \*\*SUNDAY, SEPTEMBER 23

(Open Dates: New Orleans,  
Pittsburgh, Tampa Bay)

Baltimore at Cincinnati	1:00
Buffalo at Indianapolis	12:00
Carolina at Atlanta	1:00
Detroit at Cleveland	1:00
Minnesota at Chicago	12:00
New York Giants at Kansas City	12:00
New York Jets at New England	4:05
<b>Oakland at Miami</b>	<b>1:00</b>
Philadelphia at Seattle	1:15
St. Louis at San Francisco	1:15
San Diego at Dallas	12:00
Tennessee at Jacksonville	1:00
Denver at Arizona	5:30

#### MONDAY, SEPTEMBER 24

Washington at Green Bay	8:00
-------------------------	------

#### \*SUNDAY, SEPTEMBER 30

(Open Dates: Chicago, Detroit,  
Tennessee)

Atlanta at Arizona	1:05
Baltimore at Denver	2:15
Cincinnati at San Diego	1:15
Cleveland at Jacksonville	4:15
Green Bay at Carolina	1:00
Indianapolis at New England	1:00
Kansas City at Washington	1:00
<b>Miami at St. Louis</b>	<b>12:00</b>
New Orleans at New York Giants	1:00
Pittsburgh at Buffalo	1:00
Seattle at Oakland	1:15
Tampa Bay at Minnesota	12:00
Dallas at Philadelphia	8:30

#### MONDAY, OCTOBER 1

San Francisco at New York Jets	9:00
--------------------------------	------

#### \*\*SUNDAY, OCTOBER 7

(Open Dates: Dallas, Indianapolis,  
Oakland)

Arizona at Philadelphia	1:00
Chicago at Atlanta	1:00
Cincinnati at Pittsburgh	1:00
Green Bay at Tampa Bay	4:15
Jacksonville at Seattle	1:05

Kansas City at Denver	2:05
Minnesota at New Orleans	12:00
<b>New England at Miami</b>	<b>1:00</b>
New York Jets at Buffalo	4:05
San Diego at Cleveland	1:00
Tennessee at Baltimore	1:00
Washington at New York Giants	1:00
Carolina at San Francisco	5:30

#### MONDAY, OCTOBER 8

St. Louis at Detroit	9:00
----------------------	------

#### \*SUNDAY, OCTOBER 14

(Open Dates: Buffalo, Jacksonville,  
Philadelphia)

Arizona at Chicago	12:00
Baltimore at Green Bay	12:00
Cleveland at Cincinnati	1:00
Denver at Seattle	1:15
Detroit at Minnesota	12:00
<b>Miami at New York Jets</b>	<b>4:15</b>
New Orleans at Carolina	1:00
New York Giants at St. Louis	12:00
Pittsburgh at Kansas City	12:00
San Diego at New England	1:00
San Francisco at Atlanta	1:00
Tampa Bay at Tennessee	12:00
Oakland at Indianapolis	7:30

#### MONDAY, OCTOBER 15

Washington at Dallas	8:00
----------------------	------

#### THURSDAY, OCTOBER 18

(Open Dates: Miami, San Francisco,  
Seattle)

Buffalo at Jacksonville	8:30
-------------------------	------

#### \*\*SUNDAY, OCTOBER 21

Atlanta at New Orleans	12:00
Baltimore at Cleveland	1:00
Carolina at Washington	1:00
Chicago at Cincinnati	1:00
Dallas at Oakland	1:15
Denver at San Diego	1:05
Green Bay at Minnesota	3:15
Kansas City at Arizona	1:05

New England at Indianapolis 12:00  
 Pittsburgh at Tampa Bay 1:00  
 St. Louis at New York Jets 1:00  
 Tennessee at Detroit 1:00

**MONDAY, OCTOBER 22**

Philadelphia at New York Giants 9:00

**\*SUNDAY, OCTOBER 28**

(Open Dates: Atlanta, Cleveland,  
 Green Bay)

Arizona at Dallas 3:05  
 Buffalo at San Diego 1:15  
 Cincinnati at Detroit 1:00  
 Indianapolis at Kansas City 12:00  
 Jacksonville at Baltimore 1:00  
**Miami at Seattle 1:15**  
 Minnesota at Tampa Bay 1:00  
 New England at Denver 2:15  
 New Orleans at St. Louis 12:00  
 New York Jets at Carolina 1:00  
 Oakland at Philadelphia 4:15  
 San Francisco at Chicago 12:00  
 New York Giants at Washington 8:30

**MONDAY, OCTOBER 29**

Tennessee at Pittsburgh 9:00

**\*SUNDAY, NOVEMBER 4**

(Open Dates: Cincinnati, Minnesota,  
 St. Louis)

Baltimore at Pittsburgh 1:00  
**Carolina at Miami 1:00**  
 Cleveland at Chicago 12:00  
 Dallas at New York Giants 1:00  
 Detroit at San Francisco 1:05  
 Indianapolis at Buffalo 4:15  
 Jacksonville at Tennessee 12:00  
 Kansas City at San Diego 1:15  
 New England at Atlanta 1:00  
 Philadelphia at Arizona 2:05  
 Seattle at Washington 4:15  
 Tampa Bay at Green Bay 12:00  
 New York Jets at New Orleans 7:30

**MONDAY, NOVEMBER 5**

Denver at Oakland 6:00

**\*\*SUNDAY, NOVEMBER 11**

(Open Date: Washington)

Buffalo at New England 1:00  
 Carolina at St. Louis 12:00  
 Cincinnati at Jacksonville 1:00  
 Dallas at Atlanta 1:00  
 Green Bay at Chicago 12:00  
 Kansas City at New York Jets 1:00  
**Miami at Indianapolis 1:00**  
 Minnesota at Philadelphia 4:15  
 New Orleans at San Francisco 1:15  
 New York Giants at Arizona 2:15  
 Pittsburgh at Cleveland 1:00  
 San Diego at Denver 2:05  
 Tampa Bay at Detroit 1:00  
 Oakland at Seattle 5:30

**MONDAY, NOVEMBER 12**

Baltimore at Tennessee 8:00

**\*SUNDAY, NOVEMBER 18**

(Open Date: Kansas City)

Atlanta at Green Bay 12:00  
 Chicago at Tampa Bay 1:00  
 Cleveland at Baltimore 1:00  
 Detroit at Arizona 2:15  
 Indianapolis at New Orleans 12:00  
 Jacksonville at Pittsburgh 4:05  
**New York Jets at Miami 1:00**

Philadelphia at Dallas 12:00  
 San Diego at Oakland 1:05  
 San Francisco at Carolina 1:00  
 Seattle at Buffalo 1:00  
 Tennessee at Cincinnati 1:00  
 Washington at Denver 2:15  
 St. Louis at New England 8:30

**MONDAY, NOVEMBER 19**

New York Giants at Minnesota 8:00

**THURSDAY, NOVEMBER 22**

(Open Date: New York Jets)

Green Bay at Detroit 12:30  
 Denver at Dallas 3:05

**\*SUNDAY, NOVEMBER 25**

Arizona at San Diego 1:05  
 Atlanta at Carolina 1:00  
 Baltimore at Jacksonville 1:00  
 Cincinnati at Cleveland 1:00  
**Miami at Buffalo 1:00**  
 New Orleans at New England 4:05  
 Oakland at New York Giants 4:15  
 Pittsburgh at Tennessee 12:00  
 San Francisco at Indianapolis 1:00  
 Seattle at Kansas City 12:00  
 Washington at Philadelphia 1:00  
 Chicago at Minnesota 7:30

**MONDAY, NOVEMBER 26**

Tampa Bay at St. Louis 8:00

**THURSDAY, NOVEMBER 29**

(Open Date: NY GIANTS)

Philadelphia at Kansas City 7:30

**\*\*SUNDAY, DECEMBER 2**

Arizona at Oakland 1:15  
 Carolina at New Orleans 12:00  
 Dallas at Washington 4:15  
**Denver at Miami 1:00**  
 Detroit at Chicago 12:00  
 Indianapolis at Baltimore 1:00  
 Minnesota at Pittsburgh 1:00  
 New England at New York Jets 1:00  
 St. Louis at Atlanta 1:00  
 San Diego at Seattle 1:05  
 Tampa Bay at Cincinnati 1:00  
 Tennessee at Cleveland 1:00  
 Buffalo at San Francisco 5:30

**MONDAY, DECEMBER 3**

Green Bay at Jacksonville 9:00

**\*SUNDAY, DECEMBER 9**

(Open Date: Baltimore)

Carolina at Buffalo 1:00  
 Chicago at Green Bay 12:00  
 Cleveland at New England 1:00  
 Detroit at Tampa Bay 1:00  
 Jacksonville at Cincinnati 1:00  
 Kansas City at Oakland 1:15  
 New Orleans at Atlanta 1:00  
 New York Giants at Dallas 12:00  
 New York Jets at Pittsburgh 4:15  
 San Diego at Philadelphia 1:00  
 San Francisco at St. Louis 12:00  
 Tennessee at Minnesota 12:00  
 Washington at Arizona 2:05  
 Seattle at Denver 6:30

**MONDAY, DECEMBER 10**

Indianapolis at Miami 9:00

**SATURDAY, DECEMBER 15**

(Open Date: Carolina)

Arizona at New York Giants 1:30  
 Oakland at San Diego 2:00

**\*\*SUNDAY, DECEMBER 16**

Atlanta at Indianapolis 1:00  
 Cincinnati at New York Jets 1:00  
 Dallas at Seattle 1:15  
 Denver at Kansas City 12:00  
 Green Bay at Tennessee 3:15  
 Jacksonville at Cleveland 1:00  
**Miami at San Francisco 1:05**  
 Minnesota at Detroit 1:00  
 New England at Buffalo 1:00  
 Philadelphia at Washington 1:00  
 Tampa Bay at Chicago 12:00  
 Pittsburgh at Baltimore 8:30

**MONDAY, DECEMBER 17**

St. Louis at New Orleans 8:00

**SATURDAY, DECEMBER 22**

(Open Date: Denver)

**Miami at New England 1:30**  
 Philadelphia at San Francisco 2:00  
 Tennessee at Oakland 6:00

**\*SUNDAY, DECEMBER 23**

Buffalo at Atlanta 1:00  
 Chicago at Washington 1:00  
 Cincinnati at Baltimore 1:00  
 Cleveland at Green Bay 12:00  
 Dallas at Arizona 2:05  
 Detroit at Pittsburgh 1:00  
 Jacksonville at Minnesota 3:15  
 New Orleans at Tampa Bay 1:00  
 St. Louis at Carolina 1:00  
 San Diego at Kansas City 12:00  
 Seattle at New York Giants 1:00  
 New York Jets at Indianapolis 8:30

**SATURDAY, DECEMBER 29**

(Open Date: New England)

Baltimore at Tampa Bay 9:00

**\*SUNDAY, DECEMBER 30**

Arizona at Carolina 1:00  
**Atlanta at Miami 1:00**  
 Buffalo at New York Jets 1:00  
 Chicago at Detroit 1:00  
 Cleveland at Tennessee 12:00  
 Indianapolis at St. Louis 12:00  
 Kansas City at Jacksonville 1:00  
 Minnesota at Green Bay 12:00  
 New York Giants at Philadelphia 4:05  
 Oakland at Denver 2:15  
 Pittsburgh at Cincinnati 1:00  
 San Francisco at Dallas 12:00  
 Seattle at San Diego 1:15  
 Washington at New Orleans 7:30

\* CBS-TV National Weekend

\*\* FOX-TV National Weekend



# 2001 OPPONENTS

## ATLANTA FALCONS

Sun., Dec. 30 at Miami – 1:00 p.m. EST/FOX-TV

**Address:** 4400 Falcon Parkway

Flowery Branch, GA 30542

**Phone:** (770) 965-3115

**President:** Taylor Smith

**General Manager:** Harold Richardson

**Exec. VP of Football Ops/Head Coach:** Dan

Reeves

(21st NFL Season, 4th with Falcons)

**Career Record:** 171-140-1

**Falcons Record:** 30-34

**Public Relations:** Aaron Salkin/Frank Kleha/  
Luann Stanaland

**Stadium (Year Opened):** Georgia Dome (1992)

**Capacity:** 71,228

**Playing Surface:** Artificial Turf

**Division:** NFC West

**2000 Record:** 4-12 (5th, NFC West)

**Regular Season Record vs. Dolphins:** 2-6



### ATLANTA FALCONS VS. MIAMI

(Regular Season)

#### RUSHING

NAME	G	ATT.	YDS.	AVG.	TD
Jamal Anderson	2	24	125	5.2	1
Chris Chandler	4	18	47	2.6	0
Terance Mathis	10	2	28	19.0	0
Rodney Thomas	3	6	28	4.7	0
Shawn Jefferson	9	1	6	6.0	0

#### RECEIVING

NAME	G	NO.	YDS.	AVG.	TD
Shawn Jefferson	9	30	423	14.1	1
Terance Mathis	10	14	225	16.1	1
Tony Martin	2	10	326	32.6	2
Rodney Thomas	3	3	10	3.3	0
Brian Kozlowski	2	1	9	9.0	0

#### PASSING

NAME	G	ATT.	CMP.	YDS.	TD	INT.
Chris Chandler	4	63	40	506	5	2

- The Dolphins lead the all-time series 6-2, however the Falcons captured the last meeting by a 38-16 margin on December 27, 1998 at the Georgia Dome.

- This will be the Falcons first visit to Pro Player Stadium since 1995, when the Dolphins earned a 21-20 victory. Overall, the Dolphins are 4-1 at home in this series and 2-1 in games played at Atlanta.

- Miami's all-time regular season record in home games played against NFC West teams is 12-4. In addition to the Falcons, the Dolphins will play host to the Carolina Panthers in 2001.

## BUFFALO BILLS

Sun., Sep. 16 at Miami - 1:00 p.m. EDT/CBS-TV

Sun., Nov. 25 at Buffalo - 1:00 p.m. EST/CBS-TV

**Address:** One Bills Drive

Orchard Park, NY 14127-2296

**Phone:** (716) 648-1800

**President:** Ralph C. Wilson, Jr.

**President/General Manager:** Tom Donahoe

**Head Coach:** Greg Williams

(1st NFL season, 1st with Bills)

**Career Record:** 0-0

**Bills Record:** 0-0

**Public Relations:** Scott Berchtold/Mark Dalton

**Stadium (Year Opened):** Ralph Wilson Stadium (1973)

**Capacity:** 75,339

**Playing Surface:** Artificial Turf

**Division:** AFC East

**2000 Record:** 18-8 (4th, AFC East)

**Regular Season Record vs. Dolphins:** 25-44-1

**Playoff Record vs. Dolphins:** 3-1



### BUFFALO BILLS VS. MIAMI

(Regular Season)

#### RUSHING

NAME	G	ATT.	YDS.	AVG.	TD
Rob Johnson	3	13	102	7.8	0
Shawn Bryson	2	17	92	5.4	0
Eric Moulds	10	2	23	11.5	0
Sammy Morris	1	5	17	3.4	1

#### RECEIVING

NAME	G	NO.	YDS.	AVG.	TD
Eric Moulds	10	27	380	14.1	5
Jay Riemersma	7	9	147	16.3	2
Jeremy McDaniel	2	5	75	25.0	0
Peerless Price	4	4	81	20.3	0
Shawn Bryson	2	3	28	9.3	0
Sammy Morris	1	2	6	3.0	0
Bobby Collins	1	1	23	23.0	0

#### PASSING

NAME	G	ATT.	CMP.	YDS.	TD	INT.
Rob Johnson	3	62	27	356	1	3

- Miami swept the season series in 2000 after Buffalo captured both contests in 1999. The Dolphins have now won six of the last ten regular season meetings and lead the all-time series by a 45-28-1 margin.

- The Dolphins season sweep of the Bills in 2000 was their 17th time winning both regular season contests in the 35-year history of the series. Buffalo has won both games on seven occasions, while the teams have split eleven times.

- With a 33-6 win at Ralph Wilson Stadium on December 3, 2000, the Dolphins won in Buffalo for the first time since October 13, 1996 when they came away with a 21-7 triumph. Overall, Miami has posted a regular season mark of 20-15 at Ralph Wilson Stadium.

- Dave Wannstedt became Miami's third consecutive head coach to lead the team to a win in Buffalo in his first season as Head Coach of the Dolphins. Jimmy Johnson's Dolphins registered a 21-7 victory on October 13, 1996, Johnson's inaugural campaign in Miami, while Don Shula's 1970 team won by a 33-14 margin in Shula's first season at the helm with the Dolphins. George Wilson is the only head coach in team history not to have won in Buffalo in his first season with the Dolphins, as his Miami squad lost 58-24 on September 18, 1966.

- With their 22-13 win over the Bills on October 8, 2000, the Dolphins have now captured five out of the last six contests in this series played at Pro Player Stadium. The Bills only victory during this stretch came on October 4, 1999, as Buffalo handed Miami a 23-18 defeat. Overall, the Dolphins are 24-10-1 against the Bills at home during the regular season, and 1-1 in postseason games played in Miami.

- Miami set the NFL record for consecutive wins over one team with 20 against Buffalo, from 1970-79.

## CAROLINA PANTHERS

Sun., Nov. 4 at Miami – 1:00 p.m. EST/FOX-TV

**Address:** 800 South Mint Street

Charlotte, NC 28202

**Phone:** (704) 358-7000

**Owner/Founder:** Jerry Richardson

**Director of Player Personnel:** Jack Bushofsky

**Head Coach:** George Seifert

(11th NFL Season, 3rd with Panthers)

**Career Record:** 113-47

**Panthers Record:** 15-17

**Public Relations:** Charlie Dayton/Bruce Speight/Deedee Thomason

**Stadium (Year Opened):** Ericsson Stadium (1996)

**Capacity:** 73,258

**Playing Surface:** Grass

**Division:** NFC West

**2000 Record:** 7-9 (3rd, NFC West)

**Regular Season Record vs. Dolphins:** 0-1



### CAROLINA PANTHERS VS. MIAMI

(Regular Season)

#### RUSHING

NAME	G	ATT.	YDS.	AVG.	TD
Adrian Murrell	10	100	363	3.6	2
Richard Huntley	1	5	26	5.2	0
Tim Biakabutuka	1	8	38	4.8	0

#### RECEIVING

NAME	G	NO.	YDS.	AVG.	TD
Adrian Murrell	10	20	135	6.8	0
Muhsin Muhammad	1	3	21	7.0	0
Wesley Walls	2	12	143	11.9	0

## PASSING

**NAME** **G** **ATT.** **CMP.** **YDS.** **TD** **INT.**

NO PLAYER WITH REGULAR SEASON STATS

- This game marks just the second meeting between the Dolphins and Panthers. The first contest occurred on November 15, 1998 at Ericsson Stadium, when Miami registered a 13-9 victory over Carolina.

- The Panthers will make their first ever trip to Pro Player Stadium in 2001. Entering this season, the Dolphins were 18-10 all-time (regular season) when hosting a team for the first time. Since moving their home games to Pro Player Stadium in 1987, the Dolphins are 19-9 (regular season) against teams making their first appearance there. The Jacksonville Jaguars are the only other NFL team not to have played a regular season contest at Pro Player Stadium.

## DENVER BRONCOS

Sun., Dec. 2 at Miami – 1:00 p.m. EST/CBS-TV

**Address:** 13655 Broncos Parkway

Englewood, CO 80112

**Phone:** (303) 649-9000

**President & CEO:** Pat Bowlen

**General Manager:** Neal Dahlen

**V.P. of Player Personnel:** Ron Hughes

**Head Coach/VP of Football Ops:** Mike Shanahan

(9th NFL Season, 7th with Broncos)

**Career Record:** 72-44

**Broncos Record:** 64-32

**Media Relations:** Jim Saccomano/Paul Kirk/Richard Stewart

**Stadium (Year Opened):** Invesco Field at Mile High (2001)

**Capacity:** 76,125

**Playing Surface:** Grass

**Division:** AFC West

**2000 Record:** 11-5 (2nd, AFC West; lost in first round of playoffs)

**Regular Season Record vs. Dolphins:** 2-7-1

**Playoff Record vs. Dolphins:** 1-0



### DENVER BRONCOS VS. MIAMI

(Regular Season)

#### RUSHING

NAME	G	ATT.	YDS.	AVG.	TD
Terrell Davis	2	35	90	2.6	0
Brian Griese	1	2	4	2.0	0
Tony Carter	7	5	4	0.8	0
Rod Smith	2	1	-10	-10.0	0
Steve Beuerlein	1	1	2	2.0	0

#### RECEIVING

NAME	G	NO.	YDS.	AVG.	TD
Ed McCaffrey	3	9	147	16.3	3
Rod Smith	2	3	54	18.0	0
Howard Griffith	2	3	35	11.7	0
Terrell Davis	2	3	13	4.3	0
Tony Carter	7	1	49	49.0	0

## PASSING

NAME	G	ATT.	CMP.	YDS.	TD	INT.
Brian Griese	1	40	24	270	3	0
Steve Beuerlein	1	30	17	160	0	2

• Miami owns a 7-3-1 advantage in this series and has won each of the last six regular season games, including the most recent matchup, a 38-21 victory on September 13, 1999 at Mile High Stadium. The last Broncos regular season win over the Dolphins came on October 27, 1968. Denver registered a 38-3 postseason victory over Miami on January 9, 1999.

• This will be the third regular season meeting between these teams and fourth matchup overall in the last four seasons. Prior to 1998, the last time the Dolphins and Broncos faced off was on September 29, 1985.

• The Dolphins have never lost to the Broncos at home, posting a 5-0 record. Miami is 2-2-1 during the regular season in games played at Denver.

## GREEN BAY PACKERS

Sat., Aug. 25 at Green Bay (preseason) - 8:00 p.m. EDT/WFOR-TV

**Address:** 1265 Lombardi Avenue  
Green Bay, WI 54307

**Phone:** (920) 496-5700

**President & CEO:** Robert E. Harlan

**Head Coach & General Manager:** Mike Sherman  
(2nd NFL Season, 2nd with Packers)

**Career Record:** 9-7

**Packers Record:** 9-7

**Public Relations:** Lee Rummel/Jeff Blumb/  
Aaron Popkey

**Stadium (Year Opened):** Lambeau Field (1957)  
**Capacity:** 60,790

**Playing Surface:** Grass

**Division:** NFC Central

**2000 Record:** 9-7 (4th, NFC Central)

**All-Time Record vs. Dolphins:** 1-9



### GREEN BAY PACKERS VS. MIAMI (Regular Season)

## RUSHING

NAME	G	ATT.	YDS.	AVG.	TD
Dorsey Levens	2	29	148	5.1	2
Ahman Green	1	15	94	6.3	0
William Henderson	2	4	22	5.5	0
Brett Favre	3	5	11	2.2	0

## RECEIVING

NAME	G	NO.	YDS.	AVG.	TD
William Henderson	2	9	87	9.7	1
Antonio Freeman	2	7	62	8.9	1
Dorsey Levens	2	6	33	5.5	1
Bill Schroeder	2	5	56	11.2	0
Tyrone Davis	3	4	28	7.0	0
Bubba Franks	1	3	42	14.0	0
Ahman Green	1	3	19	6.3	0

## PASSING

NAME	G	ATT.	CMP.	YDS.	TD	INT.
Brett Favre	3	122	76	809	4	2

• This will be the fifth straight year in which these teams have met in the preseason, as the Dolphins handed the Packers a 17-14 loss in last year's contest at Pro Player Stadium.

• Miami and Green Bay have played a total of eight preseason games against each other, having split the series evenly at four games apiece.

• Since 1997, the Dolphins and Packers have alternated hosting preseason matchups. In 1999, Green Bay defended their home turf, registering a 25-17 victory in the most recent preseason game in this series held at Lambeau Field.

• The home team has claimed the last four preseason contests in this series. The last Dolphin road win in this series came on August 13, 1994 when they defeated the Packers, 31-24, in Milwaukee.

## INDIANAPOLIS COLTS

Sun., Nov. 11 at Indianapolis - 1:00 p.m. EST/  
CBS-TV

Mon., Dec. 10 at Miami - 9:00 p.m. EST/ABC-TV

**Address:** P.O. Box 535000  
Indianapolis, IN 46253

**Phone:** (317) 297-2658

**Owner & CEO:** Jim Irsay

**President:** Bill Polian

**Head Coach:** Jim Mora  
(15th NFL Season, 4th with Colts)

**Career Record:** 119-96

**Colts Record:** 26-22

**Public Relations:** Craig Kelley/Ryan Robinson

**Stadium (Year Opened):** RCA Dome (1984)

**Capacity:** 56,127

**Playing Surface:** Artificial Turf

**Division:** AFC East

**2000 Record:** 10-6 (2nd, AFC East; lost in first round of playoffs)

**Regular Season Record vs. Dolphins:** 21-41

**Playoff Record vs. Dolphins:** 0-2



### INDIANAPOLIS COLTS VS. MIAMI (Regular Season)

## RUSHING

NAME	G	ATT.	YDS.	AVG.	TD
Edgerrin James	4	103	441	4.3	2
Peyton Manning	6	12	32	2.7	1
Marvin Harrison	10	3	8	2.7	0
Jerome Pathon	5	2	7	3.5	0

## RECEIVING

NAME	G	NO.	YDS.	AVG.	TD
Marvin Harrison	10	46	597	13.0	4
Ken Dilger	12	35	463	13.2	5
Marcus Pollard	11	18	247	13.7	3
Edgerrin James	4	15	70	4.7	0

Jerome Pathon	5	13	137	10.5	0
Terrence Wilkins	4	8	140	17.5	1
E.G. Green	3	3	15	5.0	0
Paul Shields	3	1	3	3.0	0

## PASSING

NAME	G	ATT.	CMP.	YDS.	TD	INT.
Peyton Manning	6	194	120	976	9	9

• For the second straight season in 2000, Miami split the regular season series with Indianapolis, with each team again recording a win on the road. The 2000 season marked the 13th time in the series' 31-year history that the season series produced a split, but only the fifth occasion that the road teams were the victors (1980, 1987, 1992, 1999, 2000).

• The Dolphins and Colts squared off in the playoffs last season for the second time in series history. The first postseason contest between these teams was in the AFC Championship Game on January 2, 1972 as Miami shut out the then Baltimore Colts, 21-0, to advance to Super Bowl VI.

• With a 17-14 win at the RCA Dome on November 26 of last year, the Dolphins captured their third consecutive victory at Indianapolis in as many seasons. This is Miami's longest road winning streak in this series since the team won four straight games at Indianapolis from 1990-93. Overall, the Dolphins are 19-12 on the road versus the Colts, including an 11-6 mark in Indianapolis. The Dolphins are 22-9 against the Colts during the regular season in Miami and 8-6 at Pro Player Stadium.

• The Dolphins are 22-21 all-time in domed stadiums, including a 2-1 mark in 2000. Overall, they are 11-6 against Indianapolis (RCA Dome), 6-6 against Houston (Astrodome), 2-2 against Detroit (Silverdome), 1-3 against New Orleans (Superdome), 1-1 against Seattle (Kingdome), 0-1 against Atlanta (Georgia Dome), 0-2 against Minnesota (Metrodome) and 1-0 against St. Louis (Trans World Dome).

• Miami wideout Oronde Gadsden has had some of his most productive games against the Colts. In Gadsden's three NFL seasons, he has faced Indianapolis on six occasions, hauling in 16 passes for 340 yards (21.3 avg.) and four touchdowns, including the winning TD in the final seconds of the last two games at the RCA Dome. In fact, Gadsden's first NFL reception was a 44-yard touchdown strike from Dan Marino on September 6, 1998 at the RCA Dome.

## MINNESOTA VIKINGS

Fri., Aug. 31 at Miami (preseason) - 7:00 p.m. EDT/  
WFOR-TV

**Address:** 9520 Viking Drive  
Eden Prairie, MN 55344  
**Phone:** (612) 828-6500



**President:** Red and Charline McCombs  
**Executive V.P.-Business Operations:** Mike F. Kelly Jr.

**Head Coach/V.P. of Football Ops:** Dennis Green  
(10th NFL Season, 10th with Vikings)

**Career Record:** 92-52

**Vikings Record:** 92-52

**Public Relations:** Bob Hagen/Tom West/Ryan Monnens/Allison Younge

**Stadium (Year Opened):** Hubert H. Humphrey Metrodome (1982)

**Capacity:** 64,152

**Playing Surface:** Artificial Turf

**Division:** NFC Central

**2000 Record:** 11-5 (1st, NFC Central; lost in NFC Championship Game)

**Regular Season Record vs. Dolphins:** 3-4

**Postseason Record vs. Dolphins:** 0-1

## MINNESOTA VIKINGS VS. MIAMI

(Regular Season)

## RUSHING

NAME	G	ATT.	YDS.	AVG.	TD
Daunte Culpepper	1	8	37	4.6	0
Randy Moss	1	1	9	9.0	0
Jim Kleinsasser	1	1	7	7.0	0

## RECEIVING

NAME	G	NO.	YDS.	AVG.	TD
Chris Carter	2	16	249	15.6	3
Randy Moss	1	6	87	14.5	1
Byron Chamberlain	2	4	52	13.0	0
Andrew Jordan	2	4	30	7.5	0
John Davis	1	2	42	21.0	0
Chris Walsh	2	1	20	20.0	0
Jim Kleinsasser	1	1	0	0.0	0

## PASSING

NAME	G	ATT.	CMP.	YDS.	TD	INT.
D. Culpepper	1	37	23	355	1	3

• This will be the 20th preseason meeting between these teams. The Vikings hold an 11-8 advantage in the all-time preseason series, however the Dolphins captured the most recent meeting by a score of 24-17 on August 19, 1996.

• The first preseason game in this series was played on neutral ground, as the Vikings handed the Dolphins a 45-10 loss at Tampa on August 2, 1969. Since that date, the Dolphins are 5-3 at home in this preseason series and 3-7 at Minnesota. The last Vikings preseason win in Miami came on August 31, 1990, by a score of 20-17.

• The Dolphins earned their second NFL Championship on January 13, 1974 as they defeated the Vikings, 24-7, in Super Bowl VII at Rice Stadium in Houston.



## NEW ENGLAND PATRIOTS

Sun., Oct. 7 at Miami - 1:00 p.m. EDT/CBS-TV  
Sat., Dec. 22 at New England - 1:30 p.m. EST/  
CBS-TV

**Address:** Foxboro Stadium

60 Washington Street

Foxboro, MA 02035

**Phone:** (508) 543-8200

**Owner and CEO:** Bob Kraft

**Head Coach:** Bill Belichick

(7th NFL Season, 2nd with Patriots)

**Career Record:** 41-55

**Patriots Record:** 5-11

**Media Relations:** Stacey James/Anthony Moretti/

Kathleen Whiteside

**Stadium (Year Opened):** Foxboro Stadium (1971)

**Capacity:** 60,292

**Playing Surface:** Grass

**Division:** AFC East

**2000 Record:** 5-11 (5th, AFC East)

**Regular Season Record vs. Dolphins:** 26-42

**Playoff Record vs. Dolphins:** 2-1

### NEW ENGLAND PATRIOTS VS. MIAMI

(Regular Season)

#### RUSHING

NAME	G	ATT.	YDS.	AVG.	TD
Antowain Smith	7	120	417	3.5	1
Kevin Faulk	4	40	144	3.6	0
Drew Bledsoe	16	27	83	3.1	0
Terry Glenn	7	1	4	4.0	0
Tony Carter	7	5	4	0.8	1
J.R. Redmond	1	6	3	0.5	0
Harold Shaw	4	3	2	0.7	0
Troy Brown	11	1	-5	-5.0	0

#### RECEIVING

NAME	G	NO.	YDS.	AVG.	TD
Terry Glenn	7	27	323	12.0	1
Troy Brown	11	21	242	11.5	1
Tony Simmons	5	9	158	17.6	1
Torrence Small	5	8	89	11.1	0
Kevin Faulk	4	5	92	18.4	1
Bert Emanuel	1	5	85	17.0	1
Jermaine Wiggins	3	5	82	16.4	1
J.R. Redmond	1	2	8	4.0	0
Tony Carter	7	1	49	49.0	0
Antowain Smith	7	1	0	0.0	0

#### PASSING

NAME	G	ATT.	CMP.	YDS.	TD	INT.
Drew Bledsoe	16	600	326	4209	20	25
Michael Bishop	1	1	0	0	0	0

• Miami swept the 2000 series with New England for the second straight year, and has now captured 18 of the last 24 regular season games between these teams. The Dolphins began playing the Patriots twice a year during the regular season in 1967 and have swept the regular season series 13 times while New England has owned the series on four

occasions. The teams have split the series in 16 seasons. In 1966 and 1982, the teams faced off only once during the regular season, with the Patriots emerging victorious on both occasions.

• The Dolphins have recorded victories in ten of the last twelve games against the Patriots at Pro Player Stadium. Overall, the Dolphins are 28-7 against the Patriots in games decided in Miami, including a 27-6 mark in the regular season. Their record versus New England at Pro Player Stadium is 10-4. The Dolphins are 15-19 against the Patriots in New England during the regular season, including a 14-17 register at Foxboro Stadium.

• The Dolphins have now won four straight contests in this series, with the last Patriots victory coming on November 23, 1998. Miami's longest win streak against New England is nine games, which occurred with season sweeps from 1989-92, and a victory in the initial matchup of 1993. The Patriots' longest streak in this series is six games from 1986-88.

• Six of the last eight regular season games in this series have been decided by three points or less, including Miami's 27-24 triumph to close out the 2000 regular season and capture the division title. The Dolphins and Patriots have split those six contests, winning three games apiece.

## NEW YORK JETS

Sun., Oct. 14 at New York - 4:15 p.m. EDT/

CBS-TV

Sun., Nov. 18 at Miami - 1:00 p.m. EST/CBS-TV

**Address:** 1000 Fulton Avenue

Hempstead, NY 11550

**Phone:** (516) 560-8100

**President:** Jay Cross

**General Manager:** Terry Bradway

**Head Coach:** Herman Edwards

(1st NFL Season, 1st with Jets)

**Career Record:** 0-0

**Jets Record:** 0-0

**Public Relations:** Frank Ramos/Doug Miller/

Sharon Czark

**Stadium (Year Opened):** Giants Stadium (1976)

**Capacity:** 78,739

**Playing Surface:** Grass

**Division:** AFC East

**2000 Record:** 9-7 (3rd, AFC East)

**Regular Season Record vs. Dolphins:** 35-34-1

**Playoff Record vs. Dolphins:** 0-1

### NEW YORK JETS VS. MIAMI

(Regular Season)

#### RUSHING

NAME	G	NO.	YDS.	AVG.	TD
Curtis Martin	11	226	780	3.5	8
Vinny Testaverde	7	13	84	6.5	0
Richie Anderson	14	19	67	3.5	0
Dwight Stone	9	7	33	4.7	0
Wayne Chrebet	12	1	1	1.0	0

## RECEIVING

NAME	G	NO.	YDS.	AVG.	TD
Wayne Chrebet	12	47	683	14.5	7
Richie Anderson	14	32	252	7.9	1
Curtis Martin	11	25	249	10.0	1
Dwight Stone	9	8	73	9.1	0
Laveranues Coles	2	4	55	13.8	1
Anthony Becht	1	2	8	4.0	0
Jerald Sowell	6	2	-6	-3.0	0
Jumbo Elliott	12	1	3	3.0	1

## PASSING

NAME	G	ATT.	CMP.	YDS.	TD	INT.
Vinny Testaverde	7	248	145	1,507	11	11

- The Jets swept the series for the third consecutive season in 2000, taking the lead in the all-time regular season series by a 35-34-1 margin. Miami is 1-0 versus the Jets in the postseason.
- The three straight season series sweeps over the Dolphins from 1998 to 2000 represents a first for the Jets against Miami since they accomplished the feat from 1978 to 1980.
- With the Jets winning both games in 2000, this regular season series has resulted in a sweep in nine out of the last eleven years. In addition to last season, New York captured the series in 1991, 1993, 1998, 1999 and 2000. Miami swept both regular season games in 1990, 1994, 1996 and 1997. The Dolphins and Jets split the series in 1992 and 1995, with the home team winning each game.
- The Jets have won the last six meetings with the Dolphins capturing the four previous games. The Jets hold a 20-15 advantage in games played in New York, including an 11-6 mark at Giants Stadium. The Dolphins are 19-15-1 in regular season play and 1-0 in the postseason against the Jets in Miami. They are 7-7 versus the Jets at Pro Player Stadium with wins in five of the last nine matchups.
- The Jets' October 23 overtime win last season marked the fifth time in the history of this series that the teams were required to play the extra period. The Dolphins are 0-4-1 when having to face the Jets in overtime.

## OAKLAND RAIDERS

Sun., Sep. 23 at Miami - 1:00 p.m. EDT/CBS-TV

Address: 1220 Harbor Bay Parkway

Alameda, CA 94502

Phone: (510) 864-5000

Owner-President of the General Partner:

Al Davis

Chief Executive: Amy Trask

Executive Assistant: Al LoCasale

Senior Assistant: Bruce Allen

Head Coach: Jon Gruden

(4th NFL Season, 4th with Raiders)

Career Record: 28-20

Raiders Record: 28-20

Public Relations: Mike Taylor/Craig Long/Bill Zaggar



Stadium (Year Opened): Network Associates

Coliseum (1966)

Capacity: 62,500

Playing Surface: Grass

Division: AFC West

2000 Record: 12-4 (1st, AFC West; lost in AFC Championship Game)

Regular Season Record vs. Dolphins: 15-8-1

Playoff Record vs. Dolphins: 3-1

## OAKLAND RAIDERS VS. MIAMI

(Regular Season)

## RUSHING

NAME	G	NO.	YDS.	AVG.	TD
Eric Metcalf	5	32	186	5.8	2
Zack Crockett	7	19	108	5.7	0
Tyrone Wheatley	2	21	75	3.6	0
Randy Jordan	2	3	25	8.3	0
Charlie Garner	1	4	22	5.5	0
Rodney Peete	2	5	16	3.2	1
Rich Gannon	2	2	15	7.5	0
Jerry Rice	3	1	10	10.0	0
Jon Ritchie	2	2	6	3.0	0

## RECEIVING

NAME	G	NO.	YDS.	AVG.	TD
Tim Brown	8	43	563	13.1	5
Eric Metcalf	5	19	184	9.7	0
Jerry Rice	3	18	304	16.9	5
James Jett	5	8	161	20.1	1
Eric Bjornson	3	7	44	6.3	1
Zack Crockett	7	6	27	4.5	0
Reggie Barlow	1	4	50	12.5	0
Jon Ritchie	2	4	23	5.8	0
Alex Van Dyke	3	3	11	3.7	0

## PASSING

NAME	G	ATT.	CMP.	YDS.	TD	INT.
Rich Gannon	2	43	16	220	0	1
Rodney Peete	2	33	19	272	3	1
Bobby Hoying	1	3	2	10	0	0

- Oakland leads the all-time regular season series 15-8-1. Miami, however, has won five of the last six meetings, including three straight. The Raiders also hold a 3-1 edge in playoff competition after handing the Dolphins a 27-0 loss in the divisional round of last year's postseason.
- This will be the fifth time in the last six seasons that the Dolphins and Raiders will meet in the regular season. Prior to 2000, when they did not play a regular season game, Miami faced Oakland each year from 1996-99.
- The Raiders have not played in Miami since October 16, 1994, when the Dolphins captured a 20-17 overtime victory. In that contest, the Raiders were based in Los Angeles. The last time an Oakland Raiders team played in Miami came on November 15, 1981 as the Raiders handed the Dolphins a 33-17 defeat. The Dolphins are 4-7-1 in home games in this series and 4-8 all-time when facing the Raiders on the road.
- The Raiders own the best all-time series record of any NFL team against Miami, with an 18-9-1 mark.

## ST. LOUIS RAMS

Mon., Aug. 6 at Canton, Ohio (preseason) – 8:00 p.m. EDT/ABC-TV  
Sun. Sep. 30 at St. Louis – 1:00 p.m. EDT/CBS-TV

**Address:** One Rams Way  
St. Louis, MO 63045

**Phone:** (314) 982-7267

**Chairman/Owner:** Georgia Frontiere

**President, Football Operations:** Jay Zygmunt

**Head Coach:** Mike Martz

(2nd NFL Season, 2nd with Rams)

**Career Record:** 10-6

**Chargers Record:** 10-6

**Public Relations:** Rick Smith/Duane Lewis/  
Miranda Walker

**Stadium (Year Opened):** Trans World Dome (2000)

**Capacity:** 66,000

**Playing Surface:** Astro Turf

**Division:** NFC West

**2000 Record:** 10-6 (2nd, NFC West; lost in first round of playoffs)

**Regular Season Record vs. Dolphins:** 1-7

### ST. LOUIS RAMS VS. MIAMI (Regular Season)

#### RUSHING

NAME	G	NO.	YDS.	AVG.	TD
Marshall Faulk	8	162	588	3.6	3
Robert Holcombe	1	13	22	1.7	0

#### RECEIVING

NAME	G	NO.	YDS.	AVG.	TD
Marshall Faulk	8	34	268	7.9	2
Isaac Bruce	2	21	282	13.4	1
Ricky Proehl	2	9	100	11.1	0
Ernie Conwell	1	2	18	9.0	0
Robert Holcombe	1	2	9	4.5	0
John Allred	1	1	12	12.0	0

#### PASSING

NAME	G	ATT.	CMP.	YDS.	TD	INT.
Paul Justin	3	31	18	234	1	0

• Miami and St. Louis have met on two previous occasions in the preseason, with each team winning at home. The games came in consecutive seasons, from 1973-74.

• This will mark Miami's second appearance in the Hall of Fame Game. In 1978, the Dolphins dropped a 17-3 decision to the Philadelphia Eagles.

• The Dolphins hold a 7-1 advantage in the regular season series. The Rams' lone victory came on October 3, 1976 as they defeated Miami, 31-28, in the Orange Bowl.

• In the six meetings since that 1976 contest, the Dolphins have outscored the Rams 183-91, including a 14-0 shutout in the most recent matchup, on October 18, 1998.

• The Dolphins have not played in St. Louis since Christmas Eve of 1995, when Miami won by a 41-22 margin.

### 576 • 2001 Opponents

## SAN DIEGO CHARGERS

Sat., Aug. 18 at Miami (preseason) – 7:00 p.m. EDT/WFOR-TV

**Address:** 4020 Murphy Canyon Rd.  
San Diego, CA 92123

**Phone:** (619) 874-4500

**Chairman of the Board:** Alex G. Spanos

**President/Vice Chairman:** Dean Spanos

**Executive Vice President:** Michael A. Spanos

**Head Coach:** Mike Riley

(3rd NFL Season, 3rd with Chargers)

**Career Record:** 9-23

**Chargers Record:** 9-23

**Public Relations:** Bill Johnston/David Neville/  
Scott Yoffe

**Stadium (Year Opened):** Qualcomm Stadium (1967)

**Capacity:** 71,000

**Playing Surface:** Grass

**Division:** AFC West

**2000 Record:** 1-15 (5th, AFC West)

**Regular Season Record vs. Dolphins:** 10-8

**Playoff Record vs. Dolphins:** 2-2

### SAN DIEGO CHARGERS VS. MIAMI (Regular Season)

#### RUSHING

NAME	G	NO.	YDS.	AVG.	TD
Doug Flutie	7	27	108	4.0	0
Terrell Fletcher	3	21	75	3.6	0
Curtis Conway	3	2	9	4.5	0
Jermaine Fazande	1	3	8	2.7	0
Ronney Jenkins	1	1	2	2.0	0

#### RECEIVING

NAME	G	NO.	YDS.	AVG.	TD
Jeff Graham	6	21	292	13.9	1
Terrell Fletcher	3	13	106	8.2	0
Curtis Conway	3	11	177	16.1	0
Freddie Jones	2	6	49	8.2	0
Fred McCrary	2	4	12	3.0	1
Trevor Gaylor	1	3	53	17.7	0
Jermaine Fazande	1	2	6	3.0	0
Reggie Davis	2	1	26	26.0	0
Reggie Jones	1	1	4	4.0	0

#### PASSING

NAME	G	ATT.	CMP.	YDS.	TD	INT.
Doug Flutie	7	113	58	776	6	4
Curtis Conway	2	1	1	23	1	0

• Although San Diego leads the all-time preseason series, 2-1, Miami won the most recent meeting by a 13-10 margin on August 21, 1999.

• Prior to the 1999 meeting, the only other games in this preseason series were played in the first two years of the Dolphins' existence, 1966 and 1967. The Chargers captured both contests.

• This will mark the first year in which Miami and San Diego square off in the preseason but do not face each other during the regular season.



## SAN FRANCISCO 49ERS

Sun. Dec. 16, at San Francisco - 4:15 p.m. EST/  
CBS-TV

**Address:** 4949 Centennial Blvd.  
Santa Clara, CA 95054-1229  
**Phone:** (408) 562-4949  
**Owner:** Denise DeBartolo York  
**General Manager:** Terry Donahue  
**VP/Director of Football Ops:** John McVay  
**Head Coach:** Steve Mariucci  
(5th NFL Season, 5th with 49ers)  
**Career Record:** 35-29  
**49ers Record:** 35-29



**Public Relations:** Kirk Reynolds/Tom Hastings/  
Darla Maeda/Kristin Johnson/Chad Steele  
**Stadium (Year Opened):** 3Com Park (1971)  
**Capacity:** 69,734  
**Playing Surface:** Grass  
**Division:** NFC West  
**2000 Record:** 6-10 (4th, NFC West)  
**Regular Season Record vs. Dolphins:** 3-4  
**Postseason Record vs. Dolphins:** 1-0

### SAN FRANCISCO 49ERS VS. MIAMI (Regular Season)

#### RUSHING

NAME	G	NO.	YDS.	AVG.	TD
NO PLAYER WITH REGULAR SEASON STATS					

#### RECEIVING

NAME	G	NO.	YDS.	AVG.	TD
J.J. Stokes	1	5	75	15.0	0

#### PASSING

NAME	G	ATT.	CMP.	YDS.	TD	INT.
NO PLAYER WITH REGULAR SEASON STATS						

- The all-time series between these teams is even at four games apiece. Miami won the first four meetings, however San Francisco has captured the last four contests, including a 38-16 triumph in Super Bowl XIX on January 20, 1985 at Stanford Stadium.

- The Dolphins' last win in this series came on November 6, 1983 at San Francisco. Miami was led in the game by the club's first-round draft choice that season, quarterback Dan Marino, who passed for 194 yards and two touchdowns with no interceptions en route to the Dolphins 20-17 victory.

- Miami and San Francisco have not met since November 20, 1995. This is currently the longest the Dolphins have gone without playing another NFL team during regular season play, with the exception of the Cleveland Browns, whom Miami last faced on October 10, 1993. Cleveland did not play any games from 1996-99.

- The Dolphins hold a 2-1 regular season record in games played at San Francisco and are 2-2 when facing the 49ers at home.

## SEATTLE SEAHAWKS

Sun., Oct. 28 at Seattle - 4:15 p.m. EDT/CBS-TV

**Address:** 11220 NE 53rd Street  
Kirkland, WA 98033  
**Phone:** (425) 827-9777  
**Chairman:** Paul G. Allen  
**Dir. of Player Personnel:** John Schneider  
**Exec. V.P. of Football Ops/GM & Head Coach:**  
Mike Holmgren  
(10th NFL Season, 3rd with Seahawks)  
**Career Record:** 90-54  
**Seahawks Record:** 15-17  
**Public Relations:** Dave Pearson/Lane Gammel/  
Vernon Cheek  
**Stadium (Year Opened):** Husky Stadium (1920)  
**Capacity:** 68,589  
**Playing Surface:** Field Turf  
**Division:** AFC West  
**2000 Record:** 6-10 (4th, AFC West)  
**Regular Season Record vs. Dolphins:** 2-5  
**Playoff Record vs. Dolphins:** 1-2



### SEATTLE SEAHAWKS VS. MIAMI (Regular Season)

#### RUSHING

NAME	G	NO.	YDS.	AVG.	TD
Ricky Watters	2	36	232	6.4	1
Mack Strong	2	2	8	4.0	0
Shaun Alexander	1	2	5	2.5	0
Brock Huard	1	1	4	4.0	0
Reggie Brown	2	2	3	1.5	0
Jay Graham	1	1	0	0.0	0
James Williams	1	1	-5	-5.0	0

#### RECEIVING

NAME	G	NO.	YDS.	AVG.	TD
Ricky Watters	2	6	55	9.2	0
Jay Graham	1	3	5	1.7	0
Mack Strong	2	2	18	9.0	0
Darrell Jackson	1	2	15	7.5	0
Reggie Brown	2	2	9	4.5	0
Itula Mili	1	1	10	10.0	0
James Williams	1	1	9	9.0	0

#### PASSING

NAME	G	ATT.	CMP.	YDS.	TD	INT.
Brock Huard	1	11	4	30	0	0

- Miami leads the all-time series by a 7-3 margin, including a 2-1 advantage in post-season play. After shutting the Seahawks out, 23-0, in the Dolphins' 2000 season opener, Miami has now captured three of the last four regular season meetings.

- Prior to last season's contest, the previous five games these teams had played were all decided by seven points or less.

- The Dolphins last regular season win in Seattle came on September 27, 1992, when Miami defeated the Seahawks, 19-17. Overall, the Dolphins are 5-2 at home against the



Seahawks (4-1, regular season) and 2-1 at Seattle (1-0, postseason).

- This year's contest will take place at Husky Stadium. The Dolphins defeated Seattle, 20-17, in the divisional round of the 1999 postseason on January 9, 2000, the last game ever played in Seattle's Kingdome, the home of the Seahawks since 1976.

## TAMPA BAY BUCCANEERS

Mon., Aug. 13 at Tampa Bay (preseason) - 8:00 p.m. EDT/ESPN

**Address:** One Buccaneer Place  
Tampa, FL 33607

**Phone:** (813) 870-2700

**Owner/President:** Malcolm Glazer

**General Manager:** Richard McKay

**Head Coach:** Tony Dungy

(6th NFL Season, 6th with Buccaneers)

**Career Record:** 45-35

**Buccaneers Record:** 45-35

**Public Relations:** Reggie Roberts/Jeff Kamis/  
Zack Bolno/Kyle Thomas

**Stadium (Year Opened):** Raymond James  
Stadium (1998)

**Capacity:** 66,321

**Playing Surface:** Grass

**Division:** NFC Central

**2000 Record:** 10-6 (2nd, NFC Central; lost in first round of playoffs)

**Regular Season Record vs. Dolphins:** 3-4

### TAMPA BAY BUCCANEERS VS. MIAMI

(Regular Season)

#### RUSHING

NAME	G	NO.	YDS.	AVG.	TD
Warrick Dunn	2	39	76	1.9	0
Mike Alstott	1	18	95	5.3	0
Shaun King	1	6	27	4.5	0
Ryan Leaf	1	2	20	10.0	0
Rabih Abdullah	1	4	14	3.5	0

#### RECEIVING

NAME	G	NO.	YDS.	AVG.	TD
Keyshawn Johnson	9	45	549	12.2	6
Warrick Dunn	2	12	190	15.8	1
Mike Alstott	1	4	20	5.0	2
Reidel Anthony	2	2	50	25.0	1
Dave Moore	2	1	22	22.0	0
Karl Williams	2	1	13	13.0	0

#### PASSING

NAME	G	ATT.	CMP.	YDS.	TD	INT.
Shaun King	1	15	11	147	0	1
Ryan Leaf	1	21	9	92	1	1
Brad Johnson	1	11	7	75	0	0

- The Dolphins lead the all-time preseason series, 11-4. Eleven wins are the most Miami has recorded over any opponent in the preseason.

- This will mark the ninth time in the last 11 years and the 16th occasion overall that these teams have met in the preseason. The Dolphins

were victorious in the last preseason game, earning a 15-13 win in Miami on August 10, 2000.

- The teams also met during the regular season last year as the Bucs handed the Dolphins a 16-13 loss at Pro Player Stadium.

## TENNESSEE TITANS

Sun., Sep. 9 at Tennessee - 8:30 p.m. EDT/ESPN

**Address:** Baptist Sports Park  
460 Great Circle Road  
Nashville, TN 37228

**Phone:** (615) 565-4000

**Founder/Owner/Chairman/CEO:** K.S. "Bud" Adams, Jr.

**Executive VP/General Manager:** Floyd Reese

**Executive VP/Head Coach:** Jeff Fisher

(8th NFL Season, 8th with Titans)

**Career Record:** 58-44

**Titans Record:** 58-44

**Public Relations:** Robbie Bohren/Jimmy Stanton/  
William Bryant

**Stadium (Year Opened):** Adelphia Coliseum  
(1999)

**Capacity:** 67,000

**Playing Surface:** Grass

**Division:** AFC Central

**2000 Record:** 13-3 (1st, AFC Central; lost in divisional playoffs)

**Regular Season Record vs. Dolphins:** 11-14

**PostSeason Record vs. Dolphins:** 1-0

### TENNESSEE TITANS VS. MIAMI

(Regular Season)

#### RUSHING

NAME	G	NO.	YDS.	AVG.	TD
Eddie George	3	52	231	4.4	1
Steve McNair	2	18	95	5.3	0
Neil O'Donnell	2	4	23	5.8	0
Chris Sanders	3	1	-8	-8.0	0

#### RECEIVING

NAME	G	NO.	YDS.	AVG.	TD
Frank Wycheck	3	9	76	8.4	1
Chris Sanders	3	6	119	19.8	0
Eddie George	3	5	54	10.8	0
Kevin Dyson	1	3	32	10.7	0

#### PASSING

NAME	G	ATT.	CMP.	YDS.	TD	INT.
Neil O'Donnell	3	109	65	807	6	3
Steve McNair	2	56	29	314	0	4

- The Dolphins have faced the Titans 26 times, including one playoff contest, and lead the all-time regular season series 14-11, having won the last four meetings. Tennessee won the only postseason game, a 17-9 victory on December 24, 1978 at the Orange Bowl.

- The 25 regular season contests are the most Miami has played against a non-divisional opponent.

- Miami and Tennessee last met on November 7, 1999 as the Dolphins shut out the Titans, 17-0, at Pro Player Stadium. The last time the Dolphins played a road game in this series came in a 23-20 come-from-behind victory on November 17, 1996 while the Titans were still playing in Houston. Overall, in regular season play, the Dolphins are 8-5 at home in this series and 6-6 when facing the Titans on the road.

- The last time Miami played a game in the state of Tennessee occurred on August 5, 1967 when the Dolphins registered a 10-7 preseason victory over the Buffalo Bills at Memphis Memorial Stadium.

## DOLPHINS ON THE AIR


### WQAM

The 2001 Miami Dolphins' season marks the fifth with WQAM (560 AM) serving as the flagship station for the Dolphins' radio network. This year the network has over 20 stations covering more than 70 markets in Florida.

WQAM is known for its outstanding sports programming, and is one of the leading sports and entertainment radio stations in the country. In addition to the Dolphins games, WQAM also broadcasts the games of the Florida Marlins, the Florida Panthers, and the University of Miami football, basketball and baseball. WQAM is the home of the popular "First Team" morning show of Jeff DeForrest, ex-Dolphin Joe Rose, and Steve Goldstein. Miami's leading talk show "The Neil Rogers Show" is heard mid-days. Hank Goldberg handles the afternoon and hosts the weekly "Dave Wannstedt Show" with Dolphins Head Coach Dave Wannstedt. Former Dolphins Jim Mandich and Kim Bokamper also host talk shows. WQAM carries extensive Dolphins programming on game-days, beginning with a four-hour pre-game show and culminating with a two-hour post-game wrapup. WQAM also broadcasts live from the team's training camp and carries comprehensive Dolphins updates during the season.

Handling the play-by-play and entering his eighth season as "The Voice of the Dolphins" is Bill Zimpfer. Zimpfer, 45, joined the Dolphin broadcasts in 1994, after six years (1988-93) as play-by-play announcer for the Penn State football network. During the football off-season, Zimpfer also serves as morning sports anchor for WOGL-FM and WPHT-AM in Philadelphia. He resides with his wife and family in East Greenville, Pa.

Joining Zimpfer in the booth is analyst and ex-Dolphins favorite Jim Mandich. Mandich, in his tenth year as the color commentator on Dolphin game broadcasts, was a member of the Dolphins' 1972 club that was the NFL's only undefeated team. In his eight seasons as a Dolphins tight end (1970-77), Mandich caught 121 passes for 1,406 yards (11.6 yards per catch) with 23 touchdowns and ranks 24th in Dolphins team history in receiving and is tied for 19th in club annals in scoring with 138 points.



*Bill Zimpfer*



*Jim Mandich*


Following is a list of radio stations on the Dolphins Network in 2001:

Arcadia.....WMEL, 920 AM  
 Belle Glade.....WBGF, 93.5 FM  
 Blountstown.....WYBT, 1000 AM  
 Boca Raton.....WQAM, 560 AM  
                     WPOW, 96.5 FM  
 Cape Coral.....WWCN, 770 AM  
 Cocoa.....WMEL, 920 AM  
 Cocoa Beach.....WMEL, 920 AM  
 Daytona Beach.....WNDB, 1150 AM  
 Deerfield Beach.....WQAM, 560 AM  
                     WPOW, 96.5 FM  
 Deland.....WQTM, 540 AM  
 Delray Beach.....WJNO, 1290 AM  
 Disney World.....WQTM, 540 AM  
 Ft. Lauderdale.....WQAM, 560 AM  
                     WPOW, 96.5 FM  
 Ft. Myers.....WWCN, 770 AM  
 Ft. Pierce.....WJNX, 1330 AM  
 Ft. Walton Beach.....WVTJ, 610 AM  
 Gainesville.....WRUF, 850 AM  
 Hollywood.....WQAM, 560 AM  
                     WPOW, 96.5 FM  
 Key West.....WKWF, 1600 AM  
 Kissimmee.....WQTM, 540 AM  
 La Belle.....WBGF, 93.5 FM  
 Marathon.....WFFG, 1300 AM


Melbourne.....WMEL, 920 AM  
 Marco Island.....WWCN, 770 AM  
 Miami.....WQAM, 560 AM  
                     WPOW, 96.5 FM  
 Naples.....WWCN, 770 AM  
 New Smyrna Beach.....WNDB, 1150 AM  
 Ocala.....WRUF, 850 AM  
 Okeechobee.....WQAM, 560 AM  
 Orlando.....WQTM, 540 AM  
 Ormond Beach.....WNDB, 1150 AM  
 Ponte Vedra Beach.....WZNZ, 1460 AM  
 Port Charlotte.....WWCN, 770 AM  
 Port St. Lucie.....WZZR, 92.7 FM  
 Punta Gorda.....WWCN, 770 AM  
 Sanford.....WQTM, 540 AM  
 Sebring.....WMEL, 920 AM  
 Stuart.....WJNX, 1330 AM  
 Sunrise.....WQAM, 560 AM  
                     WPOW, 96.5 FM  
 Tallahassee.....WPHK, 102.3 FM  
 Titusville.....WNDB, 1150 AM  
 Vero Beach.....WTTB, 1490 AM  
 West Palm Beach.....WJNO, 1290 AM  
 Wildwood.....WQTM, 540 AM  
 Winter Park.....WQTM, 540 AM  
 Zolfo Springs.....WMEL, 920 AM

## SPANISH RADIO

Rene Giraldo, who has been part of the Spanish broadcasts of Dolphins games for all 20 years, will handle the play-by-play for his 17th straight year after previously serving as a color analyst. He will be joined by color analyst Roly Martin, also a long-time member of the Dolphins' Spanish broadcast team.



*Rene Giraldo*



*Roly Martin*



## DOLPHIN FACT

Since 1994, the Dolphins have posted a regular season record of 66-46, tied for the third-best mark in the AFC and tied for sixth in the NFL during this seven-year stretch.

## PRESEASON TELEVISION

Two of the five Dolphins preseason games in 2001 will be telecast on a national basis, while the other three games will be broadcast on WFOR-TV (Channel 4) in Miami-Ft. Lauderdale and WTVX (Channel 34) in West Palm Beach.

The Dolphins' first preseason game, the Hall of Fame game from Fawcett Stadium in Canton, Ohio, on Monday, August 6th against the St. Louis Rams, will be televised nationally on ABC-TV at 8:00 pm (ET). The Dolphins will play in front of a national audience for the second consecutive preseason game when they travel to Tampa Bay to battle the Buccaneers on Monday, August 13, starting at 8:00 p.m. (ET) in a game that will be carried nationally by ESPN.

The remaining three preseason games will be televised by WFOR-TV and WTVX. The first of those three games will be on Saturday, August 18 when they host the San Diego Chargers, starting at 7:00 p.m (ET) at Pro Player Stadium. If the game is sold out 72 hours prior to kickoff, it will be shown live in the Miami-Ft. Lauderdale and West Palm Beach areas; otherwise it will be shown on a delayed basis. The Dolphins then meet the Green Bay Packers on Saturday, August 25 at Lambeau Field in Green Bay, starting at 8:00 p.m. (ET) in a game that will be televised live on WFOR and WTVX. Miami's preseason finale will be on Friday, August 31 when the Dolphins host the Minnesota Vikings at 7:00 p.m. (ET). Again, if the game is sold out 72 hours prior to kickoff, it would be shown live on WFOR-TV and WTVX; otherwise it would be shown on a delayed basis.

For the eighth season, ABC Sports broadcaster Brad Nessler will be a part of the Dolphin pre-season broadcast team, handling the play-by-play of the San Diego Charger game. He is one of the most respected announcers in the country, broadcasting the top college football games on ABC, including the Bowl Championship Series on ABC, and has handled a variety of other events during his career for ABC, ESPN, and CBS. Joining Nessler for the Charger game as a color analyst will be former Dolphin great and Pro Football Hall of Famer Bob Griese, a member of ABC's lead broadcast team for college football, where he frequently teamed with Nessler. Craig Bolerjack will handle the play-by-play for the final two games on WFOR. He is a member of CBS Sports' NFL broadcast team and also has handled college football and basketball for that network as well as for ESPN. Nat Moore, the Dolphins' third all-time leading receiver and one of the most popular players in club history, again will handle color commentary for all three preseason games on WFOR. Joe Garcia is the executive producer and Mike Horvath is the producer for WFOR-TV.

DATE	OPPONENT	BROADCAST	TIME (EDT)
Mon., Aug. 6	St. Louis (Canton, Ohio)	ABC-TV	8:00 PM
Mon., Aug. 13	at Tampa Bay	ESPN	8:00 PM
Sat., Aug. 18	San Diego	WFOR-TV; WTVX	7:00 PM*
Sat., Aug. 25	at Green Bay	WFOR-TV; WTVX	8:00 PM
Fri., Aug. 31	Minnesota	WFOR-TV; WTVX	7:00 PM*

\* Game will be broadcast live if sold out 72 hours in advance of game time; otherwise it will be shown on a tape delay basis.

## SUNSHINE NETWORK

Sunshine Network is the Miami Dolphins' exclusive regional sports network partner and is the largest regional cable network in the state of Florida - seen in over 5.5 million homes statewide.

This new partnership provides year-round coverage of the Dolphins to more fans and viewers in Florida than ever before. From Pensacola to the Keys, Sunshine Network is the Florida sports fan's best state-wide source for the latest Dolphins news and programming.

Beginning this year, Sunshine Network will replay, on a next-day basis, all non-national network preseason games statewide. The network will also feature an exclusive, live, half-hour post-game show following each home preseason contest. Replays of "The Dave Wannstedt Show" can be seen Sundays at 11:30 a.m. on Sunshine Network.

Another highlight of the Dolphins/Sunshine agreement is the network's live statewide coverage each Monday of the team's afternoon news conferences. Sunshine Network is also producing an exclusive Weekly magazine show for the Dolphins, which airs Mondays at 8:00 p.m. during the NFL season and is hosted by James Bates. Various other programs and specials on the Dolphins air year-round on the network.

As the state's #1 source for Florida sports news, Sunshine Network covers the Dolphins



extensively on its two sports news shows, "Sunshine Network LIVE!" weeknights at 6:30 p.m. and "NEXTEL Florida Sports News" weeknights at 10:00 p.m. Natalie Angel and Rickey Their cover the team daily for the network in South Florida.

### SUNSHINE NETWORK DIRECTORY

Corporate Vice President/General Manager.....	Jim Liberatore
Assistant General Manager.....	Kevin Annison
Executive Producer.....	Chris Glass
Director of Programming.....	Dana Stites
Director of Marketing.....	Mike Roche
Director of Sales.....	Lee Lazerson
Director of Media Relations.....	Amy Pempel
Sports News Coordinating Producer.....	Craig Rothberg

## COVERING THE DOLPHINS

ALL TELEPHONE NUMBERS ARE AREA CODE 305 UNLESS OTHERWISE NOTED

### WRITERS REGULARLY ASSIGNED TO CLUB

**ARMANDO SALGUERO**, Miami Herald (AM), One Herald Plaza (33132-1693), 376-3675.

**ALEX MARVEZ**, Fort Lauderdale Sun-Sentinel (AM), 200 E. Las Olas Blvd., Fort Lauderdale (33301-2293), 954/356-4635.

**TODD ARCHER**, Palm Beach Post (AM) and Evening Times (PM), 2751 South Dixie Highway, West Palm Beach (33405), 561/820-4440.

### OTHER FLORIDA WRITERS

**GLENN MILLER**, Fort Myers News Press (AM), P.O. Box 10, Fort Myers (33902), 941/656-0207.

**PETER KERASOTIS**, Florida Today (AM), One Gannett Plaza, Melbourne (32940), 407/242-3694.

### NEWS ORGANIZATIONS

**MIAMI HERALD (AM)**, One Herald Plaza (33132-1693), 376-3500. S.E./Columnist-Edwin Pope, Exec. S.E.-Richard Bush, Columnist-Dan LeBartard, Jason Cole, Greg Cote, Clark Spencer, Bob Emanuel, Juan Rodriguez, TV Sports-Barry Jackson.

**FORT LAUDERDALE SUN-SENTINEL (AM)**, 200 E. Las Olas Blvd., Fort Lauderdale (33301-2293), 954/356-4647 (Miami Telephone 947-2632). Exec. S.E.-Fred Turner, Columnist-Dave Hyde, Mike Mayo, Charles Bricker, Craig Barnes, Chris Perkins.

**PALM BEACH POST (AM) and EVENING TIMES (PM)**, 2751 South Dixie Highway, West Palm Beach (33405), 561/820-4440 (Miami Telephone: 949-8131). Exec. S.E.-Tim Burke, Columnist-Dave George, Greg Stoda, Craig Dolch, Charles Elmore.

**EL HERALD (AM)**, One Herald Plaza (33132-1693). S.E.-Javier Mota.

**FLORIDA TODAY (AM)**, One Gannett Plaza, Melbourne (32940), 407/242-3694. S.E.-Doug Roberson

**FORT MYERS NEWS PRESS (AM)**, P.O. Box 10, Fort Myers (33902), 941/335-0358. Exec. S.E.-Tom Hayden, **ASSOCIATED PRESS**, 9100 N.W. 36th Street (33178), 594-5825. Steve Wine, Mark Long, Fred Goodall 813/223-3270.

**UNITED PRESS INTERNATIONAL**, 800 Douglas Road, Suite 565, Coral Gables (33134), 445-1750. Les Kjos.

**BOCA RATON NEWS (AM)**, P.O. Box 580, Boca Raton (33429), 561/338-4950 (Miami Telephone: 944-0397). Vin Mannix, Rick Mewhirter.

**DOLPHIN DIGEST (Weekly)**, P.O. Box 6600, (33252), 594-0508. Editor-Andy Cohen, Tom Curtis, Alain Poupart.

### FLAGSHIP RADIO STATIONS

**WQAM** Radio (560 AM), 20295 N.W. 2nd Ave. (33169), 653-6796. Bill Zimpher, Jim Mandich, Jeff DeForrest, Kim Bokamper, Hank Goldberg, Joe Rose, Steve Goldstein, Orlando Alzugaray.

### TELEVISION STATIONS

**WFOR-TV** (CBS, Channel 4), 8900 N.W. 18th Terrace (33172) 593-0606, 471-6751. Jim Berry, Kim Bokamper, Julian Gonzalez, Nelson Martell, Leo Gomez.

**WTVJ-TV** (NBC, Channel 6), 15000 S.W. 27th St., Miramar (33027), 954/622-6350. Exec. Sports Prod.-Mike Jenkins, Craig Minervini, Joe Rose, Guy Rawlings, Bernie Rosen, Mike Jenkins, Alex Suarez.

**WPLG-TV** (ABC, Channel 10), 3900 Biscayne Boulevard (33137), 325-2355. Sports Dir.-Jimmy Cefalo, Frank Forte, Will Manso, Jim Mandich, Steve Zager.

**WSVN-TV** (Fox, Channel 7), 1401 79 Street Causeway (33141), 795-2719. Ducis Rodgers, Mike DiPasquale, Steve Shapiro, Jim Goodman, Wayne Rundell.

**WAMI-TV** (Independent, Channel 69), 605 Lincoln Road, Miami Beach (33139), 531-8334. Brad Steinke, Jeff Tavss, Jamie Shapiro.

**WLTV-TV** (Spanish, Channel 23), 2103 Coral Way (33145), 471-4362. Manny Delafe, Ricardo Celis.

**WSCV-TV** (Spanish, Channel 51), 2470 W. 8th Ave., Hialeah (33010), 889-7676. Raul Striker, Camilo Zas.

**WPTV-TV** (NBC, Channel 5), 1100 Banyan Blvd., West Palm Beach (33401), 561/653-5700. (Miami Telephone: 949-0789). Sports Dir.-Dan Hellie, John Clark.

**WPEC-TV** (CBS, Channel 12), Fairfield Drive, West Palm Beach (33407), 561/844-1212. (Miami Telephone: 944-5060). Pat Murphy, Ed David.

**WPBF-TV** (ABC Channel 25), 3970 RCA Blvd., Suite 7007, Palm Beach Gardens (33410), 561/694-2525. Vince Kelly, Peter Dobens.

**FOX SPORTS NET**, 1550 Sawgrass Corporate Parkway, Suite 350, Sunrise (33323), 954/845-9994. Brad Heard, Ned Smith, Joe Zagacki, John Congemi, Andy Ritter.

**SUNSHINE NETWORK**, 390 N. Orange Ave., Suite 275, Orlando (32801), 407/648-1150. James Bates, Ricky Thein, Natalie Angel, Paul Kennedy, Chris Glass, Craig Rothberg.

## RADIO STATIONS

**WIOD** Radio (610 AM), 194 N.W 187th Street (33169), 654-9494. Phil Latzman.

**WINZ** Radio (940 AM), 4330 N.W 207th Drive (33055), 624-6307. Dave Lamont.

**WSBR** Radio (740 AM), 5700 N. Federal Highway, Boca Raton (33468), 561/997-0074.

**WJNO** Radio (1230AM), P.O. Box 189, West Palm Beach (33412), 561/838-4300. Luis Hernandez.

# MEDIA INFORMATION

**CREDENTIALS:** Media representatives who do not have press credentials for the entire season (but will be working for an accredited media outlet on an immediate deadline) may request them on a single-game basis. Written credential requests must be made at least four working days in advance to: Harvey Greene, Vice President - Media Relations, Miami Dolphins, 7500 S.W. 30th Street, Davie, FL 33314 (954/452-7010). Reserved credentials can be picked up at the press gate, located outside Gate G of Pro Player Stadium, on the day of the game.

**PHOTOGRAPHERS:** Photographers with accredited media outlets on an immediate deadline may request credentials on a single-game basis from the Dolphins' media relations department. Credentials **WILL NOT** be issued to freelance photographers unless granted special approval by the Dolphins. Field photographers are reminded to remain outside of the bench area.

**PRESS BOX:** To get to the Pro Player Stadium press box, enter at Gate G. Go through two sets of doors and take the elevator to the third floor. Exit elevator and the broadcast booths are to the right. For the print section, make a left and exit the broadcast booth box into the club lounge area. Go 50 yards to the staircase and go to the lower level of the club lounge. The entrance to the print press box is just beyond the bottom of the stairs. Only credentials issued by the Dolphins or the Professional Football Writers of America will be honored for admittance to Pro Player Stadium.

**LOCKER ROOMS:** Admission to the home and visiting locker rooms is governed by each individual team. Only media representatives with proper credentials, granting locker room access or those stamped with "Locker Room Access," will be admitted. No one will be admitted to the locker rooms prior to the game. Both teams' locker rooms are located on the ground level on the west side of the stadium. From the print press box, take the elevator to the ground level. Out of the elevator, bear right and go through the double doors to the corridor. Bear left to the Dolphins' locker room and continue past the Dolphins' locker room to reach the visitor's locker room. The Interview room is on the right.

**INTERVIEW ROOM:** Coach Wannstedt will hold his post-game press conference immediately following the conclusion of the game in the interview room, which is located on the ground level in the west side of the stadium.

**PARKING:** Press parking at Pro Player Stadium is very limited. All parking requests must be directed to Harvey Greene, Vice President - Media Relations, (954/452-7010).

**TELEPHONES:** Any media member desiring to have their own press box telephone line must order it directly from Sharon Raysor, BellSouth Special Accounts at (800) 625-8879, ext. 5316. Instruments can be ordered from the Dolphins' media relations department, (954/452-7010).

**COPY TRANSMISSION:** Copy transmission is available at every Dolphin home game. The transmission representative is Tim Lippman, 8467 N.W. 61st Street, Tamarac, FL 33321 (954/720-9070; FAX: 954/720-0725).

**FIELD ACCESS:** Only working newspaper and TV photographers and club/stadium officials are permitted on the field during the game. Press box passes will not be honored for field admittance at any time, except when there are less than six minutes remaining in the game.

**ADVANCING:** Generally, the Dolphins request that the opposing team's media relations representative visit training camp on Wednesday to coincide with the weekly media conference call.

**PRACTICE:** Regular-season practice sessions usually are held at 2:00 p.m. Monday, Wednesday, and Thursday, and at 11:00 a.m. on Friday and Saturday (home games). Practices normally are closed to out-of-town media (and, except for the first and last 15 minutes, all local media) unless special permission is granted by the coaching staff. To request permission, or to arrange any interviews, contact the Dolphins' media relations department. The team locker room is open to the media for 45 minutes (lunchtime) Monday and Wednesday through Friday. The players are off on Tuesdays.

**FOR MORE INFO:** For more information on the Dolphins, contact the media relations department: Harvey Greene, Vice President - Media Relations; Neal Gulkis, Director of Media Relations; Seth Levit, Media Relations Coordinator; and Gayle Baden, Executive Assistant. Office phone is (954) 452-7010 and (954) 452-7000-switchboard.

**TRAINING CAMP:** The Dolphins practice at Nova University during both the preseason and regular season. The campus is located in Davie at 7500 S.W. 30th Street.

## DIRECTIONS

**FT. LAUDERDALE TO TRAINING CAMP:** From the north, take I-95 South to I-595 West. Take I-595 West to University Drive exit. Proceed off exit and turn left onto University Drive (going south). Go past three traffic lights to S.W. 30th Street and turn left. Entrance to facility is 300 yards on right.

**MIAMI AIRPORT TO TRAINING CAMP:** From the airport, take 836 West to 826 North. Follow 826 North to exit for Florida Turnpike North. Take Turnpike North to I-595 West. Take I-595 West to University Drive exit. Proceed off exit and turn left onto University Drive (going south). Go past three traffic lights to S.W. 30th Street and turn left. Entrance to facility is 300 yards on right.

**FROM THE SOUTH TO TRAINING CAMP:** From the south, take I-95 North to I-595 West. Take I-595 West to University Drive exit. Proceed off exit and turn left onto University Drive (going south). Go past three traffic lights to S.W. 30th Street and turn left. Entrance to facility is 300 yards on right.

**FT. LAUDERDALE TO STADIUM:** Take I-595 West to Florida Turnpike South. Take Turnpike South nine miles to Exit 2 (N.W. 199th Street/Honey Hill Road). Proceed off exit to 199th Street and make right. Enter parking Gate 4.

**MIAMI AIRPORT TO STADIUM:** Take I-95 North to Ives Dairy Road. Proceed west for five miles (name of road changes to 199th Street) and stadium is on right. Enter parking Gate 4.

## MEDICAL GLOSSARY

**AC Joint** – Acromioclavicular joint; joint of the shoulder where acromion process of the scapula and the distal end of the clavicle meet; most shoulder separations occur at this point.

**Abduct** – Movement of any extremity away from the midline of the body. This action is achieved by an abductor muscle.

**Abrasion** – Any injury which rubs off the surface of the skin.

**Abscess** – An infection which produces pus; can be the result of a blister, callus, penetrating wound or laceration.

**Adduct** – Movement of an extremity toward the midline of the body. This action is achieved by an adductor muscle.

**Achilles' Tendon** – The tendon at the back of the heel.

**Adhesion** – Abnormal adherence of collagen fibers to surrounding structures during immobilization following trauma or as a complication of surgery which restricts normal elasticity of the structures involved.

**Aerobic** – Exercise in which energy needed is supplied by oxygen inspired and is required for sustained periods of vigorous exercise with a continually high pulse rate.

**Anabolic Steroids** – Steroids that promote tissue growth by creating protein in an attempt to enhance muscle growth. The main anabolic steroid is testosterone (male sex hormone).

**Anaerobic** – Exercise without use of oxygen as an energy source; short bursts of vigorous exercises.

**Anaphylactic Shock** – Shock that is caused by an allergic reaction.

**Anterior Compartment Syndrome** – Condition in which swelling within the anterior compartment of the lower leg jeopardizes the viability of muscles, nerves and arteries that serve the foot. In severe cases, emergency surgery is necessary to relieve the swelling and pressure.

**Anterior Cruciate Ligament (ACL)** – A primary stabilizing ligament within the center of the knee joint that prevents hyperextension and excessive rotation of the joint. A complete tear of the ACL necessitating reconstruction could require up to 12 months of rehabilitation.

**Anterior Talofibular Ligament** – A ligament of the ankle that connects the fibula (lateral ankle bone) to the talus. This ligament is oft times subject to sprain.

**Anti-Inflammatory** – Any agent which prevents inflammation, such as aspirin or ibuprofen.

**Anteriogram** – A film demonstrating arteries after injection of a dye.

**Arthrogram** – X-ray technique for joints using air and/or dye injected into the affected area; useful in diagnosing meniscus tears of the knee and rotator cuff tears of the shoulder.

**Arthroscope** – An instrument used to visualize the interior of a joint cavity.

**Arthroscopy** – A surgical examination of the internal structures of a joint by means for viewing through an arthroscope. An arthroscopic procedure can be used to remove or repair damaged tissue or as a diagnostic procedure in order to inspect the extent of any damage or confirm a diagnosis.

**Articular Cartilage** – Cartilage lining the opposing surfaces of bones.

**Aspiration** – The withdrawal of fluid from a body cavity by means of a suction or siphonage apparatus, such as a syringe.

**Atrophy** – To shrivel or shrink from disuse, as in muscular atrophy.

**Avascular Necrosis** – Death of a part due to lack of circulation.

**Avulsion** – The tearing away, forcibly, of a part or structure.

**Baker's Cyst** – Localized swelling of a bursa sac in the posterior knee as a result of fluid that has escaped from the knee capsule. A Baker's cyst indicates that there is a trauma inside the knee joint that leads to excessive fluid production.

**Bone Scan** – An imaging procedure in which a radioactive-labeled substance is injected into the body to determine the status of a bony injury. If the radioactive substance is taken up the bone at the injury site, the injury will show as a "hot spot" on the scan image. The bone scan is particularly useful in the diagnosis of stress fractures.

**Brachial Plexus** – Network of nerves originating from the cervical vertebrae and running down to the shoulder, arm, hand, and fingers.

**Bruise** – A discoloration of the skin due to an extravasation of blood into the underlying tissues.

**Burner** – Common term for brachial plexus trauma in the neck. Usually results in burning or tingling sensation into the shoulder or arm when the neck is forced beyond the normal range of motion.

**Bursa** – A fluid-filled sac that is located in areas where friction is likely to occur, then minimizes the friction; for example between a tendon and bone.

**Capsule** – An enclosing structure which surrounds the joint and contains ligaments which stabilize that joint.

**Cartilage** – Smooth, slippery substance preventing two ends of bones from rubbing together and grating.

**CAT Scan** – Use of a computer to produce a cross sectional view of the anatomical part being investigated from X-ray data.

**Cellulitis** – Inflammation of cellular or connective tissue.

**Cervical Vertebrae** – Group of seven vertebrae located in the neck.

**Charley Horse** – A contusion or bruise to any muscle resulting in intramuscular bleeding. No other injury should be called a charley horse.

**Chondral Fracture** – Fracture to the chondral (cartilaginous) surfaces of bone.

**Chondromalacia** – A roughening of the cartilage surface. Best known for the roughening of the underside of the kneecap.

**Clavical** – The collar bone; the bone connecting the breastbone with the shoulder blade.

**Colles' Fracture** – A fracture of the distal end of the radius with the lower end being displaced backward.

**Concentric Muscle Contraction** – A shortening of the muscle as it develops tension and contracts to move a resistance.

**Concussion** – Jarring injury of the brain resulting in dysfunction. It can be graded as mild, moderate or severe depending on loss of consciousness, amnesia and loss of equilibrium.

**Contusion** – An injury to a muscle and tissues caused by a blow from a blunt object.

**Cortical Steroids** – Used to suppress joint inflammation.

**Cortisone** – An anti-inflammatory medication.

**Costochondral** – Cartilage that separates the bones within the rib cage.

**Cryokinetics** – Treatment with cold and movement.

**Cryotherapy** – A treatment with the use of cold.

**Cyst** – Abnormal sac containing liquid or semi-solid matter.

**Debridement** – The removal of foreign material and dead or damaged tissue.



**Degenerative Joint Disease** – Changes in the joint surfaces as a result of repetitive trauma.

**Deltoid Ligament** – Ligament that connects the tibia to bones of the medial aspect of the foot and is primarily responsible for stability of the ankle on the medial side. Is sprained less frequently than other ankle ligaments.

**Deltoid Muscle** – Muscles at top of the arm, just below the shoulder, responsible for shoulder motions to the front, side and back.

**Disc, Intervertebral** – A flat, rounded plate between each vertebrae of the spine. The disc consists of a thick fiber ring which surrounds a soft gel-like interior. It functions as a cushion and shock absorber for the spinal column.

**Dislocation** – Complete displacement of joint surfaces.

**Eccentric Muscle Contraction** – An overall lengthening of the muscle as it develops tension and contracts to control motion performed by an outside force; oft times referred to a "negative" contraction in weight training.

**Eccymosis** – Bleeding into the surface tissue below the skin, resulting in a "black and blue" effect.

**Edema** – Accumulation of fluid in organs and tissues of the body; swelling.

**Effusion** – Accumulation of fluid, in various spaces in the body, or the knee itself. Commonly, the knee has an effusion after an injury.

**Electrical Galvanic Stimulation (EGS)** – An electrical therapeutic modality that sends a current to the body at select voltages and frequencies in order to stimulate pain receptors, disperse edema, or neutralize muscle spasms among other functional applications.

**Electromyogram (EMG)** – Test to determine nerve function.

**Epicondylitis** – Inflammation in the elbow due to overuse.

**Ethyl Chloride** – "Cold spray," a chemical coolant sprayed onto an injury site to produce a local, mild anesthesia.

**Fascia** – A connective tissue sheath consisting of fibrous tissue and fat which unites the skin to the underlying tissues.

**Fat Percentage** – The amount of body weight that is adipose, fat tissue. Fat percentages can be calculated by underwater weighing, measuring select skinfold thickness, or by analyzing electrical impedance.

**Femur** – Thigh bone; longest bone in the body.

**Fibula** – Smaller of the two bones in the lower leg; runs from knee to the ankle along the outside of the lower leg.

**Flexibility** – The ability of muscle to relax and yield to stretch forces.

**Flexibility Exercise** – General term used to describe exercise performed by a player to passively or actively elongate soft tissue without the assistance of an athletic trainer.

**Fracture** – Breach in continuity of a bone. Types of fractures include simple, compound, comminuted, greenstick, incomplete, impacted, longitudinal, oblique, stress, or transverse.

**Gamekeeper's Thumb** – Tear of the ulnar collateral ligament of the metacarpophalangeal joint of the thumb.

**Glycogen** – Form in which foods are stored in the body as energy.

**Grade One Injury** – A mild injury in which ligament, tendon, or other musculoskeletal tissue may have been stretched or contused, but not torn or otherwise disrupted.

**Grade Two Injury** – A moderate injury when musculoskeletal tissue has been partially, but not totally, torn which causes appreciable limitation in function of the injured tissue.

**Grade Three Injury** – A severe injury in which tissue has been significantly, and in some cases totally, torn or otherwise disrupted causing a virtual total loss of function.

**Hamstring** – Category of muscle that runs from the buttocks to the knee along the back of the thigh. It functions to flex the knee, and is oft times injured as a result of improper conditioning or lack of muscle flexibility.

**Heat Cramps** – Painful muscle spasms of the arms or legs caused by excessive body heat and depletion of fluids and electrolytes.

**Heat Exhaustion** – Mild form of shock due to dehydration because of excessive sweating when exposed to heat and humidity.

**Heat Stroke** – Condition of rapidly rising internal body temperature that overwhelms the body's mechanisms for release of heat and could result in death if not cared for appropriately.

**Heel Cup** – Orthotic device that is inserted into the shoe and worn under the heel to give support to the Achilles tendon and help absorb impacts at the heel.

**Hematoma** – Tumor-like mass produced by an accumulation of coagulated blood in a cavity.

**Hip Pointer** – Contusion to the iliac crest.

**Hot Pack** – Chemical pack that rests in water, approximately 160 degrees, and retains its heat for 15-20 minutes when placed in a towel for general therapeutic application.

**Humerus** – Bone of the upper arm that runs from the shoulder to the elbow.

**Hydrotherapy** – Treatment using water.

**Hyperextension** – Extreme extension of a limb or body part.

**Illiotalband** – A thick, wide fascial layer that runs from the iliac crest to the knee joint and is occasionally inflamed as a result of excessive running.

**Impingement Syndrome** – Pinching together of the supraspinatus muscle and other soft tissue in the shoulder, which is common in throwing.

**Inflammation** – The body's natural response to injury in which the injury site might display various degrees of pain, sweating, heat, redness, and/or loss of function.

**Internal Rotation** – Rotation of a joint or extremity medially, to the inside.

**Lateral Collateral Ligament (LCL)** – Ligament of knee attaching lateral femoral condyle to the fibula head. It provides lateral stability to the knee.

**Lesion** – Wound, injury or tumor.

**Ligament** – Band of fibrous tissue that connects bone to bone or bone to cartilage and supports and strengthens joints.

**Lumbar Vertebrae** – Five vertebrae of the lower back that articulate with the sacrum to form the lumbosacral joint.

**Malleolus** – Rounded projection on either side of the ankle joint.

**Magnetic Resonance Imaging (MRI)** – Imaging procedure in which a radio frequency pulse causes certain electrical elements of the injured tissue to react to this pulse and through this process a computer display and permanent film establish a visual image. MRI does not require radiation and is very useful in the diagnosis of soft tissue, disc, and meniscus injuries.

**Medial Collateral Ligament (MCL)** – Ligament of knee attaching to medial femoral condyle and to medial tibia. It provides medial stability to the knee.

**Medial Retinaculum** – The band of connective tissue that attaches to the medial structures of the knee joint, including the patella and patellar tendon.

**Meniscectomy** – An intra-articular surgical procedure of the knee by which all or part of the damaged meniscus is removed.

**Meniscus** – Crescent shaped cartilage, usually pertaining to the knee joint; also known as “cartilage.” There are two menisci in the knee, medial and lateral. These work to absorb weight within the knee and provide stability.

**Metacarpals** – Five long bones of the hand, running from the wrist to the fingers.

**Metatarsals** – Five long bones of the foot, running from the ankle to the toes.

**Myositis** – Inflammation of a muscle.

**Necrotic** – Relating to death of a portion of tissue.

**Neoprene** – Lightweight rubber used in joint and muscle sleeves designed to provide support and/or insulation and heat retention to the area.

**Neuritis** – Inflammation of a nerve.

**Orthotic** – Any device applied to or around the body in the care of physical impairment or disability, commonly used to control foot mechanics.

**Parasthesia** – Sensation of numbness or tingling, indicating nerve irritation.

**Patella** – The kneecap. The patella functions to protect the distal end of the femur as well as increase the mechanical advantage and force generating capacities of the quadriceps muscle group.

**Patella Tendinitis** – Inflammation of the patella ligament; also known as “jumpers knee.”

**Patellar Femoral Joint** – Articulation of the kneecap and femur. Inflammation of this joint can occur through: 1) acute injury to the patella, 2) overuse from excessive running particularly if there is an associated knee weakness, 3) chronic wear and tear of the knee, 4) as a result of poor foot mechanics. Patellofemoral irritation can lead to chondromalacia, which in its most chronic condition, could require surgery.

**Peroneal Muscles** – Group of muscles of the lateral lower leg that are responsible for everting the knee. Tendons of these three muscles are vital to the stability of the ankle and foot.

**Phalanx** – Any bone of the fingers or toes; plural is phalanges.

**Phlebitis** – Inflammation of a vein.

**Plantar** – Pertaining to the sole of the foot.

**Plantar Fascia** – The tight band of muscle beneath the arch of the foot.

**Plica** – Fold of tissue in the joint capsule and a common result of knee injury.

**Posterior Cruciate Ligament (PCL)** – A primary stabilizing ligament of the knee that provides significant stability and prevents displacement of the tibia backward within the knee joint. A complete tear of this ligament necessitating reconstruction could require up to 12 months of rehabilitation.

**Quadricep Muscles “Quads”** – A group of four muscles of the front thigh that run from the hip and form a common tendon at the patella; they are responsible for knee extension.

**Radiography** – Taking of X-rays.

**Radius** – Forearm bone on the thumb side.

**Reconstruction** – Surgical rebuilding of a joint using natural, artificial or transplanted materials.

**Referred Pain** – Pain felt in an undamaged area of body away from the actual injury.

**Retraction** – The moving of tissue to expose a part or structure of the body.

**Rotator Cuff** – Comprised of four muscles in the shoulder area that can be irritated by overuse. The muscles are the supraspinatus (most commonly injured), infra-spinatus, teres minor, and subscapularis.

**Rotator Cuff Impingement Syndrome** – A microtrauma or overuse injury caused by stress, and the four stages are: 1) Tendinitis with temporary thickening of the bursa and rotator cuff; 2) Fiber dissociation in the tendon with permanent thickening of the bursa and scar formation; 3) A partial rotator cuff tear of less than 1 cm.; and 4) A complete tear of 1 cm. or more.

**Sacrum** – Group of five fused vertebrae located just below the lumbar vertebrae of the low back.

**Scapula** – Shoulder blade.

**Sciatica** – Irritation of the sciatic nerve resulting in pain or tingling running down the inside of the leg.

**Sciatic Nerve** – Major nerve that carries impulses for muscular action and sensations between the low back and thigh and lower leg; it is the longest nerve in the body.

**Shin Splint** – A catch-all syndrome describing pain in the shin that is not a fracture or tumor and cannot be

defined otherwise.

**Sorbothane** – An energy absorbing polyurethane utilized in some foot orthotics to absorb shock forces of the foot.

**Spasm (Theory)** - Muscle soreness induced by exercise; is the result of reduced muscle blood flow, which results in pain.

**Spleen** – Large, solid organ responsible for the normal production and destruction of blood cells.

**Spondylitis**– Inflammation of one or more vertebrae.

**Spondylolisthesis** – Forward displacement of one vertebrae over another below it due to a developmental defect in the vertebrae.

**Spondylosis** – Abnormal vertebral fixation or immobility.

**Sprain** – Injury resulting from a stretch or twist of the joint and causes various degrees of stretch or tear of a ligament or other soft tissue at the joint.

**Sternum** – The breast bone.

**Steroids** – Any one of a large number of hormone-like substances. See Anabolic steroids and cortical steroids.

**Stinger** – Common term for plexus trauma in the neck.

**Strain** – Injury resulting from a pull or torsion to the muscle or tendon that causes various degrees of stretch or tear to the muscle or tendon tissue.

**Stress Fracture** – A hair-line type of break in a bone caused by overuse.

**Stress X-ray** – A continual X-ray taken when a portion of the body is stressed to its maximum in order to determine joint stability. This is a test utilized in some ankle injuries.

**Stretching** – Any therapeutic maneuver designed to elongate shortened soft tissue structures and thereby increase flexibility.

**Subluxation** – Partial dislocation of a joint. The term usually implies that the joint can return to its normal position without formal reduction.

**Talus** – The ankle bone that articulates with the tibia and fibula to form the ankle joint.

**Target Heart Rate** – A pre-determined pulse to be obtained during exercise when circulation is working at full efficient capacities.

**Tarsals** – Group of seven bones of the foot consisting of the calcaneus, talus, cuboid and three cuneiform bones.

**Temporomandibular Joint (TMJ)** - The articulation of the jaw and skull; considered by some to be vital in resolution of injuries throughout the body.

**Tendinitis** – Inflammation of the tendon and/or tendon sheath, caused by chronic overuse or sudden injury.

**Tendon** – Tissue that connects muscle to bone.

**Tennis Elbow** – General term for lateral elbow pain.

**Thoracic** – Group of twelve vertebrae located in the thorax and articulate with the twelve ribs.

**Thoracic Outlet Compression Syndrome** – A neuro-vascular disorder of the upper extremity common in throwing.

**Tibia** – Larger of the two bones of the lower leg and is the weight-bearing bone of the shin.

**Tomograph** – A special type of X-ray apparatus that demonstrates an organ or tissue at a particular depth.

**Trachea** – The windpipe.

**Transcutaneous Electrical Nerve Stimulator (TENS)** – An electrical modality that sends a mild current through pads at the injury site which stimulates the brain to release the natural analgesic, endorphin.

**Transverse Process** – Small lateral projection off the right side and left side of each vertebrae that functions as an attachment site for muscles and ligaments of the spine.

**Trapezius** – Flat triangular muscle covering the posterior surface of the neck and shoulder.

**Triceps** – Muscle of the back of the upper arm, primarily responsible for extending the elbow.

**Turf Toe** – Sprain of the metatarsophalangeal (MTP) joint of the great toe.

**Ulna** – Forearm bone that runs from the tip of the elbow to the little finger side of the wrist.

**Ulnar Nerve** – Nerve in elbow commonly irritated from excessive throwing.

**Ultrasound** – An electrical modality that transmits a sound wave through an applicator into the skin to the soft tissue in order to heat the local area for relaxing the injured tissue and/or disperse edema.

**Valgus** – Angulation outward and away from the midline of the body.

**Varus** – Angulation inward and toward the midline of the body.

**Vasoconstriction** – Decrease of local blood flow.

**Vasodilation** – Increase of local blood flow.

**"Wind Knocked Out"** – Syndrome describing a contraction of the abdominal nerve trunk, the solar plexus, as a result of an abdominal contusion.

**Wrist** – The junction between the two forearm bones (radius and ulna) and the eight wrist bones (trapezium, trapezoid, capitate, hamate, pisiform, triquetrum, lunate and scaphoid).

**Zygoma** – The cheekbone.

# SHAWN WOODEN

## Safety

5-11 • 205

Born: 10/23/73

College: Notre Dame '96

Acquired: FA, 2001 • Signed Through: 2002

NFL: Sixth Season • Dolphins: Fifth Season

# 35



### PRO CAREER

**2000** — Signed a two-year contract with the Dolphins as a free agent on June 29, 2001 after being released by Chicago on June 26 ... Had signed with the Bears as an unrestricted free agent from the Dolphins on March 9, 2000 ... Appeared in 11 games with the Bears, all in a reserve role ... Was inactive for five contests ... Registered 13 tackles, a pass defended, a fumble recovery and a forced fumble ... Added seven stops on special teams ... Was inactive for four straight weeks (3-6) with a hamstring injury ... Also was inactive for the season finale with a rib injury ... Had his best game at Philadelphia (10/22) when he recorded four tackles, a fumble recovery and a forced fumble.

**1999** — Played in 15 games, starting six of them at strong safety, including each of the final four ... Finished fourth on the team and second among defensive backs with 75 total tackles (53 solo) ... Also posted a fumble recovery and 17 stops on special teams, a figure which was fourth-most on the club ... Was inactive vs. Philadelphia (10/24) with a fractured left thumb ... Notched a season-high 14 tackles at Buffalo (11/14), when he opened at strong safety, his first starting assignment of the year ... Added ten stops vs. Indianapolis (12/5) ... Started both playoff games following the season at strong safety ... Ranked third on the team with 11 tackles ... Also recovered a fumble and forced a fumble as well ... Added two stops on special teams ... Had six tackles, a fumble recovery and a forced fumble in Divisional contest at Jacksonville (1/15/00).

**1998** — Underwent successful arthroscopic surgery on his left knee on May 3, 1999 ... The surgery involved the debridement of scar tissue, and it was performed by Dr. John Uribe at HealthSouth Doctor's Hospital in Coral Gables ... Played in two games, starting one of them, in '98 ... Opened at strong safety in season-opener at Indianapolis (9/6) ... Recorded 12 total tackles, a forced fumble and a pass defended against the Colts, and was awarded a defensive game ball ... Also registered a pair of stops on special teams in the contest ... Sustained torn anterior cruciate and medial collateral ligaments in his left knee on the opening kickoff of the second game of the season, vs. Buffalo (9/13) ... Underwent surgery to repair the damage on September 14 ... The surgery was performed by Dr. Uribe at HealthSouth Doctor's Hospital ... Was placed on Injured Reserve on September 15, where he spent the final 14 regular season games and both playoff contests.

**1997** — Played in all 16 regular season games, starting 15 of them at strong safety ... Did not start one contest as a result of an injury ... Finished the year with 121 tackles (86 solo), two interceptions, four passes defended, three fumble recoveries and a forced fumble ... Added eight tackles on special teams ... Tackle total was second on the squad and first among defensive backs ... Recorded 10 tackles, two interceptions and a fumble recovery in season-opening win over Indianapolis (8/31) ... For his performance, Wooden was named AFC Defensive Player of the Week for the first time in his career ... It marked the first time a Dolphin had earned that honor since the final week of the 1995 season when CB Terrell Buckley was honored for his effort at St. Louis ... Led the Dolphins with 12 tackles the following week vs. Tennessee (9/7) ... Finished second on the club with eight stops at Tampa Bay (9/21) ... Came up with two stops on special teams at N.Y. Jets (10/12) ... Was second on the squad with 12 stops vs. Chicago (10/27) ... Had eight tackles and a fumble recovery at Buffalo (11/2) ... Led club with a career-high 15 tackles vs. Buffalo (11/17) ... Sustained a partial muscle tear in his right forearm during practice on December 3 ... Although he played sparingly in a reserve role vs. Detroit (12/7), still produced three tackles on defense and two stops on special teams ... Was second on the team with nine

### FIN FACT

As a sophomore at Abington (Pa.) High School, Shawn started at running back ahead of current Titans' RB Eddie George.



tackles, including a fumble recovery, at Indianapolis (12/14) . . . Started at strong safety in First-Round Playoff game at New England (12/28) . . . Registered seven tackles.

**1996** – Played in all 16 contests with 11 starts as a rookie . . . Finished second on team with 85 tackles (68 solo) and third with six passes defended . . . Added two interceptions, one fumble recovery and four special teams tackles . . . Led team in tackles three times and finished second on three occasions . . . Saw reserve action for first five weeks of season . . . Started at free safety in weeks 6-12, and at strong safety for the final four games . . . Recorded four tackles in first NFL start, at Buffalo (10/13) . . . Recorded six tackles and first career interception, at Philadelphia (10/20) . . . Led team with 12 tackles, including a pass defended, against Dallas (10/27) . . . Recorded seven tackles and an interception at New England (11/3) . . . Posted five tackles and a season-high two passes defended against Indianapolis (11/10) . . . Tied for second on squad with eight tackles against Pittsburgh (11/25) . . . Topped team with 11 tackles at Oakland (12/1), when he recorded the first fumble recovery of his career . . . Tied for team-lead with season-high 14 tackles against N.Y. Giants (12/8) . . . Sixth-round draft pick (189th overall) by Miami in 1996.

## COLLEGE

Four-year letterman (1991, 93-95) and two-year starter at Notre Dame . . . Finished with 63 tackles (41 solo), three interceptions, six passes defended and one tackle for loss as a senior . . . Started every game at right cornerback as a junior . . . Finished with 59 tackles (48 solo) and added two stops for losses, eight pass deflections and an interception . . . Played in eight games as a sophomore . . . Recorded 16 tackles, one interception and one stop for loss . . . Recovered an onside kickoff with 2:24 remaining and deflected a Charlie Ward pass as time ran out to preserve a 31-24 win over Florida State . . . Suffered torn cartilage in right knee on onside kickoff and had further damage caused when someone jumped on his back during the post-game celebration . . . Forced to undergo arthroscopic surgery that kept him out of the season finale against Boston College and the Cotton Bowl against Texas A&M . . . Sat out 1992 due to disc problems in back . . . Played in five games as a reserve flanker as a freshman . . . Holds B.S. in computer science.

## PERSONAL

Single . . . Has a son, Blake (9/29/98) . . . Named All-America honorable mention from USA Today as a senior at Abington (Pa.) High . . . Lettered twice at halfback and defensive back . . . Gained 2,700 yards rushing with 33 touchdowns . . . Gained 1,344 yards with 14 scores, including seven runs of 50 yards or more, and recorded 130 tackles with four interceptions at safety as a senior . . . Also lettered in baseball and track . . . Enjoys working on computers in spare time . . . Has worked with F.A.D. organizations in Philadelphia and participated in events benefiting Cystic Fibrosis Foundation . . . Along with the other Dolphins defensive backs, was part of the "No Pass Zone" program from 1997-99 in which each member donated three tickets for every home game to Boys and Girls Clubs in South Florida . . . Received the Dolphins' Community Service Award for 1997 . . . Has assisted in building houses for Habitat for Humanity . . . Full name is Shawn Anthony Wooden, born October 23, 1973, in Philadelphia, Pa.

## SHAWN WOODEN'S NFL REGULAR SEASON STATISTICS

YEAR	TEAM	G-S	TACK.	ASST.	TOTAL	FUM. REC.	INT.	YDS.	LG	TD
1996	Miami	16-11	68	17	85	1	2	15	15	0
1997	Miami	16-15	86	35	121	3	2	10	10	0
1998	Miami	2-1	10	2	12	0	0	0	00	0
1999	Miami	15-6	53	22	75	1	0	0	00	0
2000	Chicago	11-0	8	5	13	1	0	0	00	0
<b>5-YEAR TOTALS</b>		<b>60-33</b>	<b>225</b>	<b>81</b>	<b>306</b>	<b>6</b>	<b>4</b>	<b>25</b>	<b>15</b>	<b>0</b>
<b>MIAMI TOTALS</b>		<b>49-33</b>	<b>217</b>	<b>76</b>	<b>293</b>	<b>5</b>	<b>4</b>	<b>25</b>	<b>15</b>	<b>0</b>

## SHAWN WOODEN'S NFL PLAYOFF STATISTICS

YEAR	TEAM	G-S	TACK.	ASST.	TOTAL	FUM. REC.	INT.	YDS.	LG	TD
1997	Miami	1-1	6	1	7	0	0	0	00	0
1999	Miami	2-2	10	1	11	1	0	0	00	0
<b>PLAYOFF TOTALS</b>		<b>3-3</b>	<b>16</b>	<b>2</b>	<b>18</b>	<b>1</b>	<b>0</b>	<b>0</b>	<b>0</b>	<b>0</b>

## ADDITIONAL STATS

**Passes Defensed:** (Miami) 6 in 1996, 4 in 1997, 1 in 1998, (Chicago) 1 in 2000 for total of 12  
**Forced Fumbles:** (Miami) 1 in 1997, 1 in 1998, (Chicago) 1 in 2000 for total of 3 (P-1)  
**Special Teams Tackles:** (Miami) 4 in 1996, 8 in 1997, 2 in 1998, 17 in 1999, (Chicago) 7 in 2000 for total of 38 (P-2)

# INDEX OF DOLPHIN FACTS

Attendance Greater than 70,000, Dolphins Record.....	444
Blackout Lifted, Dolphins Record.....	297
Bye Week, Dolphins Record Preceding and Following.....	14
Close Games, Dolphins Record In.....	28
Draft Choices from Florida Colleges.....	116
Division Titles.....	138
Dome Opponents, Dolphins Record Against.....	219
Dual 100-Yard Receiving Games.....	19
Dual 100-Yard Rushing Games.....	292
Head Coaches.....	301
Home Games, Winning Streak.....	37
Interceptions, Dolphins Record with an Interception.....	15
Largest Margin of Victory in Playoffs.....	591
1984 Season, Records Established.....	27
Openers, Home & Road.....	567
Perfect Season, 1972 Team.....	170
Playing Surface Records.....	199
Playoff Appearance Streak.....	505
Playoff Record.....	30
Playoff Record By Round.....	501
Postseason Shutouts.....	172
Pro Bowl, Dolphins with Touchdowns.....	39
Pro Bowl MVPs.....	181
Pro Bowl Selections, Offense & Defense.....	441
Pro Bowl Selections, Positions.....	283
Regular Season Record Since 1994.....	580
Road Record.....	237
Rushing Attempts, Dolphins Record with 25+.....	293
Rushing Yardage in Consecutive Games, Dolphins Record.....	567
Sack Records.....	219
Scoring Streak at Home.....	159
Season Openers, Dolphins Record In.....	36
Shula, Don, Coaching Longevity.....	32
Shutouts.....	505
Stofa, John.....	62
Super Bowl Champions, Dolphins Record Against.....	211
Winless Teams at Miami.....	29
Winning Records, Consecutive.....	86
Winning Streaks to Start Season.....	224

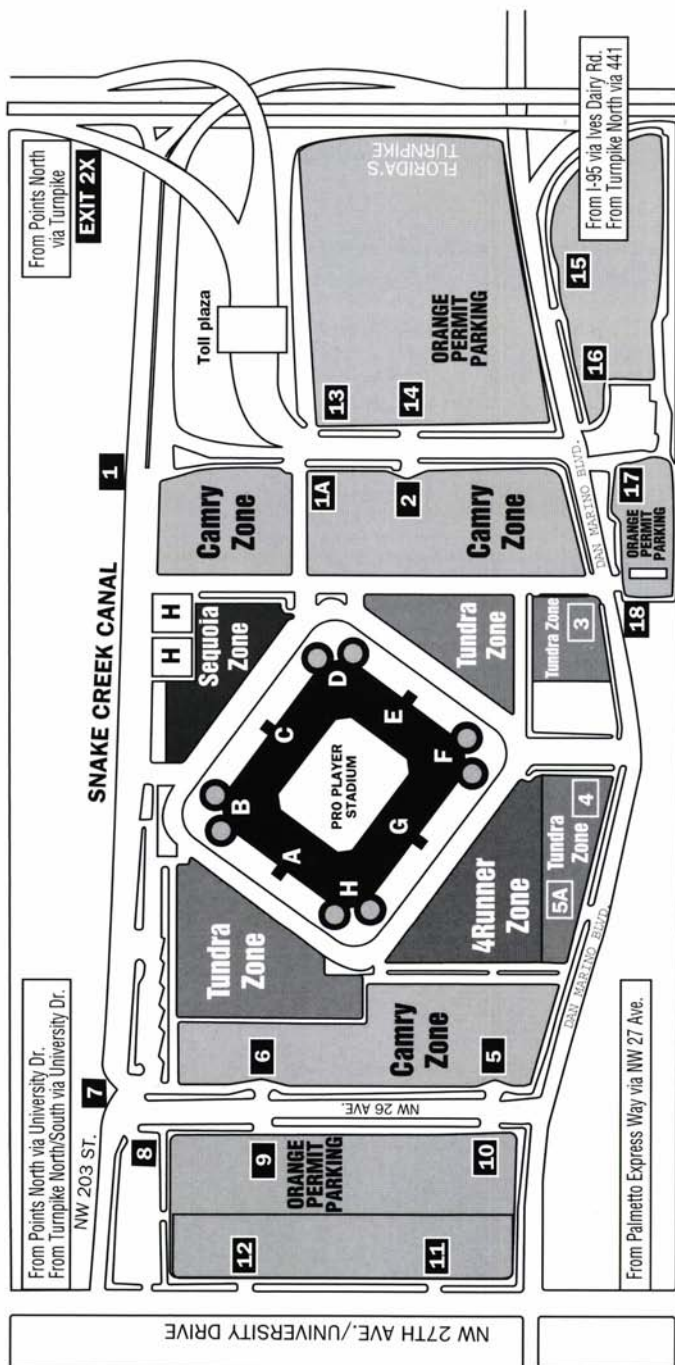


## DOLPHIN FACT

Miami's 31-0 playoff win over San Diego on January 10, 1993, at Pro Player Stadium marked the largest margin of victory by the team in a playoff game. The previous largest margin of victory in the post-season by the Dolphins was three 21-point wins as

Miami came away with a 21-0 win over Baltimore on January 2, 1972 in the Orange Bowl, a 31-10 win over San Diego on January 16, 1983 in the O.B. and a 31-10 win over Seattle on December 29, 1984 in the O.B.

# PRO PLAYER STADIUM PARKING



**FIRST LOOK**  
**At Your**  
**DOLPHINS**  
**HIGHLIGHTS**  
**Weeknights**  
**At 10pm**  
**Scores, News,**  
**Interviews**  
**Post-Game Press**  
**Conferences**

**Florida**  
**Sports News**  
*with Barry Milligan*  
*and Tom Block*

*Weeknights at*  
*10:00pm*



**1st in Florida Sports**  
[www.sunshinenetwork.com](http://www.sunshinenetwork.com)

FLORIDA GATORS

FLORIDA STATE SEMINOLES

ORLANDO MAGIC

MIAMI HEAT

TAMPA BAY LIGHTNING

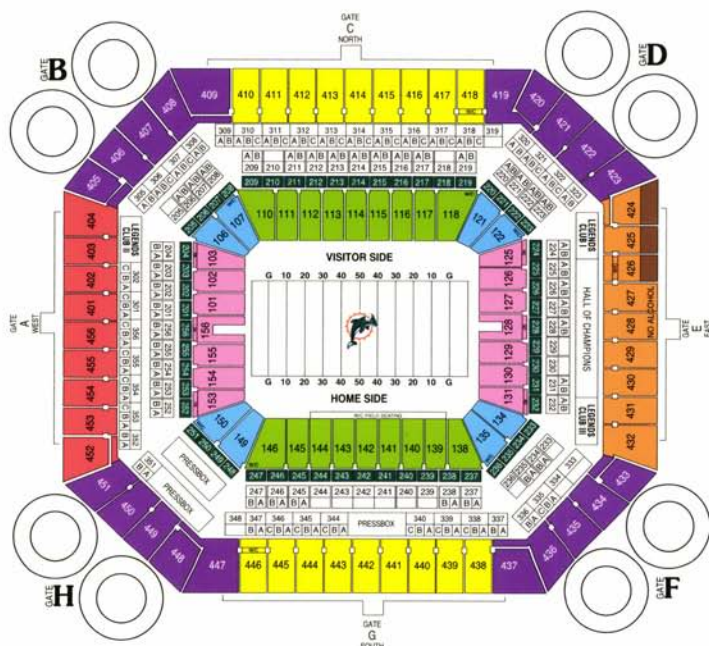
JACKSONVILLE JAGUARS

MIAMI DOLPHINS

TAMPA BAY BUCCANEERS



# TICKET INFORMATION



SEATING CATEGORY	SEASON TICKET PRICE	INDIVIDUAL PRICE
CLUB LEVEL	\$100-\$150	N/A
LOWER SIDELINES	\$55	\$62
UPPER SIDELINES	\$47	\$54
LOWER CORNERS	\$46	\$53
LOWER ENDZONES	\$44	\$51
UPPER CORNERS	\$36	\$43
UPPER ENDZONES	\$35	\$42
ECONOMY SECTIONS	\$20	\$27
TD's TOUCHDOWN ZONE	N/A	\$20

Single-game tickets for Dolphins home games are tiered in price from \$20 to \$62, with season tickets priced from \$200 to \$1,500. Tickets for all Dolphins home games are available at the Dolphins Ticket Office, located at Gate G of Pro Player Stadium, TicketMaster ticket centers, and TicketMaster Charge-By-Phone. The Dolphins Ticket Office is open Monday through Friday, 8:30 a.m.-6:00 p.m. and Saturday 10:00 a.m.-4:00 p.m. Payment methods accepted for individual game ticket purchases are cash, American Express, Visa and Mastercard. Tickets can also be purchased on the internet through the Miami Dolphins official website at [www.miamidolphins.com](http://www.miamidolphins.com).

Group seating of 25 or more individuals is also available through the Dolphins group sales office. For more information or to receive a brochure on group sales, please call 1-(888) FINS-TIX.

For additional information on individual game tickets, call the Dolphins Ticket Office at 1-(888) FINS-TIX.

Miami Dolphins Ticket Office .....	1-(888) FINS-TIX
TICKETMASTER Charge by Phone .....	Miami-Dade: (305) 573-TEAM
	Broward: (954) 835-TEAM
	Palm Beach: (561) 998-TEAM