

MIAMI DOLPHINS

2002 MEDIA GUIDE

**EXPERIENCE THE BEST TEAMS IN TOWN
ON THE FIELD AND ON THE AIR**



2002 SCHEDULE

PRESEASON

DATE	OPPONENT	TIME	NETWORK
Mon., Aug. 12	at Tampa Bay	8:00 p.m.	ESPN
THUR., AUG. 15	NEW ORLEANS	7:00 P.M.	WFOR
Sat., Aug. 24	at Houston	8:00 p.m.	WFOR
THUR., AUG. 29	CHICAGO	7:00 P.M.	WFOR

REGULAR SEASON

SUN., SEPT. 8	DETROIT	1:00 P.M.	FOX
Sun., Sept. 15	at Indianapolis	1:00 p.m.	CBS
SUN., SEPT. 22	NEW YORK JETS	1:00 P.M.	CBS
Sun., Sept. 29	at Kansas City	1:00 p.m.	CBS
SUN., OCT. 6	NEW ENGLAND	1:00 P.M.	CBS
Sun., Oct. 13	at Denver	8:30 p.m.	ESPN
SUN., OCT. 20	BUFFALO	1:00 P.M.	CBS
SUN., OCT. 27	BYE		
Mon., Nov. 4	at Green Bay	9:00 p.m.	ABC
Sun., Nov. 10	at New York Jets	8:30 p.m.	ESPN
SUN., NOV. 17	BALTIMORE	1:00 P.M.	CBS
SUN., NOV. 24	SAN DIEGO	1:00 P.M.	CBS
Sun., Dec. 1	at Buffalo	1:00 p.m.	CBS
MON., DEC. 9	CHICAGO	9:00 P.M.	ABC
SUN., DEC. 15	OAKLAND	1:00 P.M.	CBS
Sat., Dec. 21	at Minnesota	1:30 p.m.	CBS
Sun., Dec. 29	at New England	1:00 p.m.	CBS

All Starting Times are Eastern Time
Home Games: Aqua • Road Games: Orange

CREDITS

The 2002 Miami Dolphins Media Guide was written and edited by Harvey Greene, Neal Gulkis, and Seth Levit, and designed and published by Scott Stone and Rodney Wood. Special thanks to "Fudge" Browne, Gayle Baden, Nick Galiano, Reyce Martorell, Don Smith of the Pro Football Hall of Fame, Seymour Siwoff of the Elias Sports Bureau and Rick Campbell of the NCAA for their help and assistance. Editors Emeritus include Jeff Blumb, Charlie Callahan, Beano Cook, Tom Grimes, Mike Hanson, Dick Horning, Bob Kearney, Arthur Mickelson, Chip Namias, Mike Rathet, and Eddie White. Photography by Dave Cross, pre-press production and printing by The Franklin Press, Miami.

2002 MEDIA GUIDE

INDEX

- A -

All-Time Leaders.....	389-400
All-Time Roster/Where They've Come From.....	557-570
All-Time Dolphins Won-Lost Records.....	304-305
Administrative Staff Biographies.....	7-9
Assistant Coaches/Football Staff Biographies.....	15-40
Attendance, Distributed, Actual and Paid.....	436-437
Attendance, Season Tickets and Preseason.....	437-438

- C -

Cheerleaders.....	46
Covering the Dolphins.....	603-604
Credits.....	1

- D -

Dolphins Are Best.....	61-62
Dolphins Directory.....	4-5
Dolphins Logo.....	85
Dolphins Name.....	45
Dolphins = Winners.....	63-64
Dolphins in the Community.....	42-45
Dolphins on the Air.....	599-601
Dolphins on the Internet.....	47
Dolphins Training Center.....	59-60
Dolphins vs. the NFL.....	300-304
Draft, All-Time (1966-2002).....	574-581
Draft, All-Time By Position.....	581
Draft, First Round By Positions.....	581

- F -

Free Agents.....	586-587
------------------	---------

- G -

Game-By-Game Starters, 2001.....	278-279
Game-By-Game Statistics, 2001.....	271-276
Game-By-Game Summaries, 2001.....	280-296
Games Played-Started-Did Not Play, 2001.....	278
Game Status, 2001.....	277

- H -

Hall of Fame, Dolphins In.....	530-535
Historical Highlights.....	438-461
Honors.....	515-520
How Miami Was Built.....	253
H. Wayne Huizenga Biography.....	6

- L -

Largest Comebacks.....	431-432
Largest Crowds, Home and Road.....	435-436
Largest Margins, Victory and Defeat.....	432
Last Time (Playoffs).....	513-515
Last Time (Regular Season).....	421-423
League Leaders.....	522-523

- M -

Media Information.....	601-603
Media Web Site.....	604
Medical Glossary.....	604-608
Medical Staff Photos.....	41

- N -

Numbers, Dolphins By The.....	571-574
-------------------------------	---------

- O -

Opponents, 2002.....	590-599
Orange Bowl.....	461
Outstanding Performances, Dolphins.....	404-409

Outstanding Performances, Opponents	416-421
Overtime, Dolphins In	430-431

- P -

Performance Awards	523-525
Plan B	585-586
Player Biographies	
Veterans	65-237
Draft Choices	238-243
Free Agents	244-525
Players of the Week & Month, AFC/NFL	521-522
Playoff History	468-501
Playoff Leaders, All-Time	509-513
Playoff Records, Dolphins Individual	501-504
Playoff Records, Dolphins Team	504-507
Playoff Records, Opponents	507-509
Playoff Statistical Bests, 2001	464-467
Playoff Statistics, 2001 Defensive	464
Playoff Statistics, 2001 Dolphins	462-463
Playoff Statistics, 2001 Special Teams	464
Preseason, All-Time Results	315-318
Preseason, Miami In	305
Preseason Statistics, 2001	306-309
Preseason Game-By-Game Summaries, 2001	310-314
Prime Time Dolphins	434-435
Pro Bowl Selections	517
Pro Player Stadium	48-56
Pro Player Stadium Parking Map	57
Pronunciation Guide	40

- R -

Rankings, 2001 Team	270
Record, Home and Away	432-433
Record, Month-By-Month	433-434
Records, Dolphins Individual	366-381
Records, Opponents Individual	410-415
Records, Team	381-389
Retired Jersey #12 - Bob Griese	536
Retired Jersey #13 - Dan Marino	536-556
Retired Jersey #39 - Larry Csonka	556
Roster Moves, 2001-02	296-299
Roster, 2002 First-Year	256-257
Roster, 2002 Numerical	258
Roster, 2002 Positional	259
Roster, 2002 Veterans	254-255

- S -

Schedule, 2002 Dolphins	1
Schedule, 2002 NFL	588-589
Season Leaders, Top Twenty	401-403
Service, Length of	570
Don Shula Biography	526-530
Statistical Bests, 2001	265-269
Statistics, 2001 Defensive	263-264
Statistics, 2001 Dolphins	260-262
Statistics, 2001 Special Teams	264
Surgeries	299

- T -

T.D. Biography	47
Ticket Information	58
Top Tens, Opponents	415
Trades (1966-2002)	582-585

- W -

Dave Wannstedt Biography	10-14
Warmest/Coldest Games	269
What To Look For in 2002	60-61

- Y -

Year-By-Year Leaders	423-428
Year-By-Year, Offense and Defense	428-430
Year-By-Year Scores	319-330
Year-By-Year Statistics (1966-2000)	331-365

DOLPHINS DIRECTORY

ADMINISTRATIVE OFFICE

7500 S.W. 30th St. • Davie, FL 33314
(954) 452-7000

PRO PLAYER STADIUM/TICKET OFFICE

2269 Dan Marino Blvd. • Miami, FL 33056
(888) FINS-TIX

MANAGEMENT

Owner/Chairman of the Board	H. Wayne Huizenga
President	Eddie J. Jones
Head Coach	Dave Wannstedt
Executive Vice President/Chief Operating Officer	Bryan Wiedmeier
Senior Vice President-Finance and Administration	Jill R. Strafaci
Senior Vice President-Operations	Bill Galante
Senior Vice President-Football Operations/Player Personnel	Rick Spielman
Senior Vice President-Media Relations	Harvey Greene
Senior Vice President-Sales and Marketing	Jim Ross

BOARD OF DIRECTORS

Vice-Chairman	Donald F. Shula
Board Members	Marti Huizenga, Wayne Huizenga, Jr., Ray Huizenga, Pam Huizenga, Harris W. Hudson, Robert Henninger

COACHING STAFF

Head Coach	Dave Wannstedt
Assistant Head Coach/Offensive Coordinator	Norv Turner
Special Teams	Keith Armstrong
Defensive Coordinator	Jim Bates
Kicking	Doug Blevins
Defensive Line	Clarence Brooks
Running Backs	Joel Collier
Wide Receivers	Robert Ford
Strength & Conditioning	John Gamble
Offensive Quality Control	Judd Garrett
Tight Ends	Pat Jones
Defensive Nickel Package	Bill Lewis
Assistant Defensive Line/Defensive Quality Control	Robert Nunn
Secondary	Mel Phillips
Assistant Strength & Conditioning	Brad Roll
Linebackers	Bob Sanders
Quarterbacks	Mike Shula
Offensive Line	Tony Wise
Executive Assistant to Head Coach	Anne Rodriguez
Secretary/Coaches	Keri Seiple-Rumaner

PLAYER PERSONNEL

Director of College Scouting	Ron Labadie
Director of Pro Personnel	George Paton
Director of Player Development	Jamie Allen
Assistant Director of Pro Personnel	Tom Heckert
Regional Scouts	Tom Braatz, John Crea, Adam Engroff, Chris Grier, Greg Jeffries, Johnathon Stigall, Anthony Hunt (BLESTO)
Pro Scout	Nate Sullivan
College Scouting Coordinator	Scott Kuhn
Executive Assistant/Football Operations	Gail Baldwin
Executive Assistant/Player Programs	Trudy Champagne Degen

ATHLETIC TRAINING/MEDICAL STAFF

Head Athletic Trainer	Kevin O'Neill
Assistant Athletic Trainer	Troy Maurer
Assistant Athletic Trainer & Director of Rehabilitation	Ben Westby
Chief Team Physician & Orthopedic Consultant	Dr. George Caldwell
Team Physician & Orthopedic Consultant	Dr. Daniel Kanell
Team Physician & Orthopedic Consultant	Dr. Erol Yoldas
Team Internists	Dr. Gerald Kuykendall, Dr. Frank Finlon
Team Dentist	Dr. Paul Heinemann
Team Eye Care	Dr. Robert Davis, Dr. James Morris
Team Chiropractic Care	Dr. Spencer Baron

EQUIPMENT

Equipment Manager	Tony Egues
Assistant Equipment Managers	Joe Cimino, Charlie Thiele

VIDEO

Video Director.....	Dave Hack
Assistant Video Director	Bob Hack

SECURITY

Team Security Investigator	Stuart Weinstein
Facility Security.....	John Nessler, Al Bahoot, Tony Ruiz

ADMINISTRATION

Director of Information Technology	Tery Howard
Director of Internet and Publications	Scott Stone
Director of Records & Archives.....	Kristin Hingston
Staff Counsel.....	Matt Thomas
Controller	Betsy Reuther
Senior Accountant/Benefits Administrator	Craig Heil
Payroll Clerk	Caryn Herd
Bookkeeper	Elaine Benjamin
Network Manager/Systems Support Specialist	Joe Curbelo
Applications Analyst.....	Alex Grosholz
Systems Support Analyst	Johnny Hughes
Manager of Internet and Publications	Rodney Wood
Executive Assistants.....	Joan Buetel, Donna Bush, Lisa Muela
Records Assistant	Marie Campbell
Office Services and Receptionists	Arlene Brower, Diana Chaplow, Ruby Debnam
Mail Clerk	Mark Leone
Team Photographer.....	Dave Cross

MEDIA RELATIONS

Director of Media Relations	Neal Gulkis
Media Relations Coordinator	Seth Levit
Executive Assistant	Gayle Baden

SALES AND MARKETING

Senior Director-Business Development	Jim Frevola
Director of Marketing Partnerships	Marc Budine
Director of Premium Seating.....	Howard Dorland
Director of Marketing Fan Development	Jeremy Gerson
Director of Season and Group Ticket Sales	Steve Brauner
Director of Customer Service.....	Scott Baynes
Manager of Marketing Partnerships	Adrien Bouchet
Marketing Partnerships Coordinator	Heather Germano
Account Manager, Season Ticket Sales.....	Ruben Cabrera
Executive Secretary	Brenda Roman
Secretary	Frances Martinez

TICKET OPERATIONS

Senior Director-Ticket Operations.....	Andy Major
Director of Ticket Operations.....	Greg Menzel
Director of Club Level Services.....	David Saifman
Manager of Ticket Operations.....	Arturo Ramos
Manager of Ticket Services	Brett Annis
Ticket Representatives.....	Allen Meyers, Aaron Dubner, Andrew Augusto, Amber Schooley
Club Level Representatives.....	Carmen White, Karey Clarey, Joseph Lawrence
Secretary	Amber Davies

OPERATIONS, ENGINEERING AND SPECIAL EVENTS

Director of Operations	Rhett Ticconi
Director of Engineering and Maintenance	Ron Summers
Director of Cheerleaders	Dorie Grogan
Director of Special Events	Jeff Griffith
Grounds Superintendent	Edwin Lamour
Manager of Youth Programs.....	Willis Whalen
Travel Coordinator	Diane L. Morales
Mascot Coordinator.....	Bill Bant
Facility Operations.....	Craig Ferguson
Cheerleader Assistant	Darlayna Campbell
Administrative Assistant.....	Carole Hough
Facility Housekeeping	Trevor Campbell

COMMUNITY AND ALUMNI RELATIONS

Senior Director-Community and Alumni Relations.....	Maraleen "Fudge" Browne
Community and Alumni Relations Manager.....	Ilona Wolpin
Community and Alumni Relations Coordinator	Frank Losito
Alumni and Foundation Coordinator	Jeanne Beach



H. WAYNE HUIZENGA

Owner/Chairman of the Board

NFL: 13th Season

Dolphins: 13th Season

Born: December 29, 1937



H. Wayne Huizenga began his active involvement in South Florida sports on March 7, 1990, when he purchased 15% of the Miami Dolphins and a 50% interest in Joe Robbie Stadium, now called Pro Player Stadium. That involvement was finalized on January 24, 1994, when he acquired the remaining 85% of the Dolphins and the additional 50% of the stadium, leaving him with 100% ownership of both entities.

Mr. Huizenga is Chairman of AutoNation, Inc., the nation's largest automotive retailer. He is also Chairman of the Board of Republic Services (a non-hazardous solid waste collection company), Extended Stay America (owner of 450 hotels), and Boca Resorts, Inc. (a leisure-time, recreation, resort and entertainment company).

He is also Chairman of Huizenga Holdings, Inc., and is the sole or majority owner of several service businesses. He has numerous real estate interests throughout Florida that include office buildings, warehouses, shopping centers and underdeveloped properties as well as the Marriott Harbor Beach Resort Hotel. Mr. Huizenga was responsible for bringing major league baseball to South Florida in 1993, serving as chairman of the Florida Marlins through 1998, and under his direction the Marlins won the World Series in 1997. He also brought the National Hockey League to South Florida, serving as Chairman and Chief Executive Officer of the Florida Panthers for the first eight years (1993-2001) of that team's existence, including the 1995-96 season when they reached the Stanley Cup finals.

Previously, Mr. Huizenga was Vice Chairman of the Board of Viacom, Inc. and Chairman of the Board and Chief Executive Officer of Blockbuster Entertainment Corporation.

In January, 1971, Mr. Huizenga co-founded Waste Management, Inc. (now WMX Technologies, Inc.) which today is the world's largest waste collection and disposal company. He served as President, Chief Operating Officer, Vice Chairman, and Director. Mr. Huizenga resigned from the company in May, 1984 to pursue other business interests.


Mr. Huizenga then directed Blockbuster Entertainment Corporation into a position of world leadership in the video rental industry, serving communities in all 50 states and 26 countries. In 1994, Blockbuster Entertainment Corporation was sold to Viacom for \$8.5 billion.

Business and academic groups have honored Mr. Huizenga seven times as "Entrepreneur of the Year," including the 1995 award given by Success Magazine. He is a five-time recipient of Financial World Magazine's "CEO of the Year" and was named the 1993 "Business Leader of the Year" by Georgetown University's Business School.

Among his other awards are the Horatio Alger Award in 1992, and the Gordon Grand Fellow Award, the highest non-academic award that Yale University bestows. Mr. Huizenga also received the Fort Lauderdale Sun-Sentinel's 1989 Excalibur Award for Business leadership. He was inducted into the Video Hall of Fame in 1991 and named Time-Billboard Magazine's "Man of the Year" in 1990 for his contributions to the growth and development of the video retail industry. In 1996, he was inducted into the Florida Sports Hall of Fame and the Greater Miami Sports Hall of Champions.

Mr. Huizenga's community involvement honors include the 1994 "Humanitarian of the Year" by the National Conference of Christians and Jews. In addition, he and his wife, Marti, were recognized as "Outstanding Philanthropists of the Year" by the Greater Broward/Fort Lauderdale chapter of the National Society of Fund Raising Executives. He was also honored by the Fort Lauderdale NAACP for his contributions to its programs. His effort to help build a homeless center in Ft. Lauderdale was recognized when he was awarded the Private Sector Award in 1999 by the National Alliance to End Homelessness. Mr. Huizenga sits as a board member of many civic organizations, including the Florida Council of 100, the Broward Economic Development Board, the Salvation Army of Broward County, the Boys and Girls Club of Broward County, and is the immediate past Chairman of the Florida Council on Economic Education.

Mr. Huizenga, 64, and wife Marti live in Fort Lauderdale. They have four children: Wayne, Jr., Ray, Scott, and Pam, and five grandchildren, Savannah, Wayne III, Shelby, Chloe and Gerritt.



EDDIE J. JONES

President

College: Louisiana State

NFL: 35th Season

Dolphins: 15th Season

Born: June 18, 1938



Eddie J. Jones, in his 35th season in the NFL, was named President of the Dolphins on January 16, 1996, after previously serving as the team's Executive Vice President and General Manager (1990-95) and as Vice President of Administration and Finance (1988-89). In his current capacity, Jones directs the business operation of the Dolphins and acts as the team's representative at all National Football League meetings.

During his tenure with the Dolphins, Jones has received numerous honors for his contributions to both the Dolphins organization and the South Florida community. Most recently, in 2001, Jones was selected to the LSU Alumni Hall of Distinction, an honor reserved for individuals who have brought credit and distinction to the school. Additionally, in 1999, Jones, in a unanimous selection by the Dolphins players, was honored with a special courage award from the Ed Block Courage Award Foundation, which recognizes individuals in the NFL who display courage in the face of adversity.

Jones was president and chief operating officer of the New Orleans Saints from 1982-85. He currently serves on the NFL's Employee Benefits Committee and is a Trustee of the Bert Bell player pension plan.

A 1963 accounting graduate of LSU, Jones began his professional career as a CPA with Arthur Andersen & Co. He began his NFL career as business manager of the Saints in 1968.

An Air Force veteran, the Houston native and his wife, Marilyn, have three children, Wendy, Todd and Jeff, and two grandchildren, Connor and Ashkon.



BRYAN J. WIEDMEIER

Executive Vice President/Chief Operating Officer

College: Carroll

NFL: 22nd Season

Dolphins: 22nd Season

Born: October 19, 1959



Now in his 22nd season with the Dolphins, Bryan Wiedmeier was named as the club's Executive Vice President/Chief Operating Officer on January 28, 2002. In his new role, Wiedmeier is responsible for the day-to-day operation of the business side of the organization. He also continues to oversee the club's salary cap administration and player contract negotiations.

Wiedmeier's NFL career began in 1981 with the Dolphins, serving in the business operations of the team and the stadium. Wiedmeier has served as Assistant General Manager (1990-94), Vice President - Administration (1995-99) and Senior Vice President-Business Operations (2000-01) during which time he assisted Eddie Jones in managing the club's business affairs and contract negotiations.

Wiedmeier currently serves on the NFL Management Council's Working Club Executive Committee and is a Trustee of the NFL Player Insurance Trust.

Wiedmeier earned his J.D. degree from the University of Miami School of Law in 1989 and is a member of the Florida Bar. He received his B.A. degree in business from Carroll College

in Montana where he was a captain and three year starter at center for the football team.

A resident of Miramar, he and his wife, Mary K., have five children, Lauren, Victoria, John, Danielle, and Matthew.



JILL R. STRAFACI

Senior Vice President - Finance and Administration

College: Florida

NFL: 14th Season

Dolphins: 14th Season

Born: September 4, 1957



Beginning her 14th season with the Dolphins, Jill Strafaci assumed her current role as Senior Vice President - Finance and Administration in March of 2000 after serving as Vice President - Finance (1995-99) and Treasurer (1990-94). She originally joined the Dolphins as Assistant Chief Financial Officer in October, 1989. In her current position, she oversees the financial management of the club, working closely with Eddie Jones. Her duties include all financial operations of the team, human resources, and administration of the club's employee benefit plans. She also oversees the club's community and alumni relations and records and archives departments. In addition, Strafaci was involved in the implementation of the Miami Dolphins Foundation, established in 1995, and she currently serves on the NFL Management Council's D.G.R. Audit Committee.

Before joining the Dolphins, Strafaci, a CPA, was a tax specialist with Price Waterhouse in Miami for six years, specializing in the areas of professional sports and real estate. She also worked for an accounting firm in her native Sarasota.

Strafaci graduated from the University of Florida in 1980 (accounting/finance), where she was a four-year letter-winner on the Lady Gator golf team. She resides in Miami Beach with her husband, Frank, and their sons, Trent and Tyler.



BILL GALANTE

Senior Vice President - Operations

College: St. Mary's

NFL: Ninth Season

Dolphins: Ninth Season

Born: April 5, 1960



Bill Galante is beginning his ninth season with the Dolphins and Pro Player Stadium. As Senior Vice President - Operations, Galante is responsible for the supervision of the ticket office for the Dolphins and Pro Player Stadium, while overseeing several business aspects, including special events, internet, publications and facility operations.

Galante spent his first six years in Miami overseeing Pro Player Stadium ticket sales, including the last three seasons as Vice President - Ticket Sales and Operations. During that time, he also oversaw the ticket operations of the Florida Marlins, including their inaugural season in 1993 and their World Championship season in 1997. He began his career with the Chicago Cubs in 1983.

He and his wife, Barbara, live in Davie with their son, Christian.



HARVEY GREENE

Senior Vice President - Media Relations

College: Pennsylvania

NFL: 14th Season

Dolphins: 14th Season

Born: March 5, 1953



Harvey Greene is in his 14th season with the Miami Dolphins, having been named as Senior Vice President - Media Relations in January of 2002. He and his staff are responsible for implementing the team's media policy on both a local and a national level.

During his tenure with the Dolphins, Greene and his staff twice were recipients of the Pete Rozelle Award (1993, 1999), an annual honor awarded by the Professional Football Writers of America to the NFL's best PR department. In addition, Greene also has worked on the NFL public relations staff at 12 of the past 13 Super Bowls and at the 1992 Pro Bowl.

Prior to joining the Dolphins, Greene spent almost four seasons as the Director of Media Relations for the New York Yankees (1986-89), and three years as Director of Public Relations and Broadcasting for the Cleveland Cavaliers (1983-86), where he twice won the McHugh/Splaver Award (1984, 1985) as the outstanding PR Director in the NBA. He also served as an Assistant Venue Press Chief for the men's and women's basketball competition at the 1984 Olympic Games in Los Angeles and for the 1994 Soccer World Cup, and supervised media center operations for figure skating and short-track speed skating at the 2002 Winter Olympic Games in Salt Lake City.

Greene, an avid runner who has completed nine marathons (including four Boston and three London Marathons), resides in Pembroke Pines.



JIM ROSS

Senior Vice President - Sales and Marketing

College: Colorado

NFL: Third Season

Dolphins: Third Season

Born: April 27, 1961



In his third season with the Dolphins, Jim Ross was named as Senior Vice President - Sales and Marketing for the team and Pro Player Stadium in January of 2002. Ross is responsible for the sales, marketing and promotional efforts for both the stadium and the Dolphins.

Ross re-joined Wayne Huizenga's sports properties after a season as President of AFL Properties of the Arena Football League. Prior to joining the AFL, Ross spent the previous four seasons (1996-99) as Vice President of Sales and Marketing for the Florida Marlins, including their World Championship season of 1997. With the Marlins, he oversaw the club's day-to-day sales and marketing operation, including season and group ticket sales, sponsorships, promotions, and in-game entertainment. He also has held marketing and promotional positions with the New York Mets (including Vice President of Marketing) as well as with Sports Illustrated and World Wide Ski Corporation.

Ross serves on the Hugs and Kisses Board of the Miami Children's Hospital as well as the Genetic Disease Foundation. He also is on the Board of Directors of the Florida Sports Awards and serves on the Florida Atlantic University MBA Sports Management Advisory Board.

Ross resides in Miami with his wife, Elisa, their son, Alexander, and daughter, Emily.



DAVE WANNSTEDT

Head Coach

College: **Pittsburgh**

NFL: **14th Season**

Dolphins: **Fourth Season**

Born: **May 21, 1952**



Dave Wannstedt was named Head Coach of the Miami Dolphins on January 16, 2000. He became the fourth head coach in club history, joining Jimmy Johnson (1996-99), Don Shula (1970-95), and George Wilson (1966-69). Wannstedt originally signed a three-year contract, was signed to a one-year contract extension through the 2003 season on February 2, 2001, and another one-year extension through 2004 on February 13, 2002.

Wannstedt is in his 28th season of coaching at major colleges and in the NFL. He has been on 18 winning teams, ten bowl teams, six NFL playoff teams and one Super Bowl champion. As a college assistant, Wannstedt's teams had a 106-45-4 record, including a 6-4 mark in bowl games. Combined with a 7-5 mark in NFL playoff games, his overall postseason record is 13-9.

In 2001, Wannstedt guided the Dolphins to an 11-5 record and a berth in the NFL playoffs as an AFC Wild Card representative. It marked the second time in Wannstedt's two seasons at the Dolphins' helm that he took the team to the playoffs, and the Dolphins were one of only three teams in the AFC to make a repeat performance in postseason play. Overall in his eight seasons as an NFL head coach, he has taken his team to the playoffs three times and twice has won a playoff game while advancing to the Divisional round.

In addition, coupled with his 11-5 mark in 2000, Wannstedt's two-year regular season record of 22-10 is tied for the second best record among NFL coaches over the last two seasons. By guiding the Dolphins to at least ten wins in each of the last two years, it marked the first time Miami put together back-to-back ten win seasons since the 1984-85 campaigns. For his efforts, he received his second consecutive Florida Sports Award as the state's Pro Coach of the Year.

As he did in 2000, Wannstedt fashioned one of the best defenses in the league, as the Dolphins finished fifth in total defense in the NFL in 2001. In addition, Wannstedt guided the Dolphins to five fourth-quarter comebacks, just one shy of the club record of six. In the fourth quarter, the Dolphins outscored their opponents 142-55, and the point differential of plus-87 was the best in the NFL in 2001.

Wannstedt's personnel moves leading up to the 2001 season also provided immediate dividends. Free agent acquisitions such as James McKnight, Dedric Ward, Ray Lucas, and Todd Perry were major contributors to the team, while draft picks Chris Chambers, Morlon Greenwood, Travis Minor and Jamar Fletcher all made immediate impacts, oftentimes in a starting role. Wannstedt followed that with his trade for Ricky Williams prior to the start of the 2002 campaign.

In 2000, his first season as the Dolphins' head coach, Wannstedt led the team to an 11-5 record and the AFC East championship, his first division title, and the first by the Dolphins since 1994. Wannstedt's 11 wins were the most he recorded in his seven previous years as a head coach, and the Dolphins' 11-5 record was the team's best mark since 1992. In addition, having gone 9-7 in 1999, the two-game improvement under Wannstedt in 2000 was Miami's largest since the team went 11-5 in 1992 after going 8-8 the previous year. As a measure of the team's success in 2000, the Dolphins sent seven players to the Pro Bowl, the most since 1984, when the team advanced to the Super Bowl.

Wannstedt's reputation as an outstanding defensive coach was underlined in 2000 as the Dolphins finished third in the NFL in defensive points allowed, giving up a total of 226 points, the fewest ever allowed by a Dolphins team in a 16-game season. Under Wannstedt, the Dolphins also recorded an NFL high 28 interceptions, and their plus-15 takeaway/giveaway ratio was the best by a Dolphins team since 1983. Overall, it was the fourth best mark in franchise history.

Following the regular season, Wannstedt led the Dolphins to the AFC Divisional Round of the playoffs, defeating the Indianapolis Colts, 23-17, in overtime in a memorable first round game. For his efforts in 2000, Wannstedt won a "Terry" Award as NFL Coach of the Year by FOX analyst Terry Bradshaw and received consideration for NFL Coach of the Year honors. In addition, he received the Florida Sports Award as the Pro Coach of the Year in

the state of Florida for 2000.

Prior to being named Miami's head coach in 2000, Wannstedt served as the Dolphins' Assistant Head Coach under Johnson in 1999. In that capacity, he had a broad range of coaching responsibilities working with the team's offensive, defensive, and special teams staffs, as the Dolphins qualified for the postseason and won their first road playoff game since 1972 while advancing to the AFC Divisional Round game. In addition to his coaching duties, Wannstedt also was involved in the team's college and pro personnel evaluation process as well.

His current tenure with the Dolphins actually is Wannstedt's second tour of duty with the team. Prior to the start of the 1989 season, he served as Miami's linebackers coach for seven weeks under Shula before being named by Johnson as defensive coordinator with the Dallas Cowboys that February.

Before joining the Dolphins in 1999, Wannstedt served the previous six years (1993-98) as Head Coach of the Chicago Bears. In those six seasons in Chicago, Wannstedt posted 41 wins, the third most victories by a coach in the club's storied 80-year history. His teams posted back-to-back winning seasons in 1994 and 1995, but working with three personnel directors in six years resulted in major roster changes that ultimately affected the club's foundation that Wannstedt established.

In 1996, the Bears finished strongly, winning five of nine games after the bye week despite a rash of injuries that resulted in 19 different starters on offense and 18 on defense during the course of the season. In addition, they posted a 6-2 record at Soldier Field, recording their best home mark since 1991.

In 1995, the Bears again posted a strong finish en route to a 9-7 record, winning their final two games for the first time since 1986. Chicago's 4-4 mark in the NFC Central Division was their best mark since 1991. The club also led the NFL in fewest penalties for the second straight season. Just minutes after the Bears finished the year with a 20-14 win over Philadelphia, they were denied a playoff berth when the Atlanta Falcons upset the San Francisco 49ers to claim the final wild card spot when playoff tiebreakers separated the teams that finished 9-7.

In 1994, Wannstedt led the Bears back to the playoffs after a three-year hiatus. The team's 9-7 regular season mark earned a wild card berth which led to a first round upset of NFC Central champion Minnesota at the Metrodome, the first road playoff win by Chicago since 1984. Wannstedt was named NFC Coach of the Year by Football News, UPI and Kansas City's 101 Club and was among the top three finishers for the NFL Coach of the Year by AP, Pro Football Writers, The Sporting News, Pro Football Weekly and Football Digest.

The Bears were one of four NFC Central teams in the playoffs, a berth earned after a four-game winning streak at midseason moved the team from 4-4 to 8-4. The Bears posted a season-high 35 points in beating the Vikings in the Wild Card game before losing to the eventual Super Bowl champion San Francisco 49ers the next week on the road in a Divisional Round contest. Six of Chicago's seven losses in 1994 were against playoff teams, and among the Bears' wins were triumphs over four-time defending AFC Champion Buffalo and at Miami.

In 1993, Wannstedt's first season in Chicago, the Bears finished with a 7-9 record highlighted by two impressive winning streaks. After an 0-2 start, the Bears won three straight games, including a 17-6 win against the then undefeated Philadelphia Eagles (4-0) at Veterans Stadium. A four-game winning streak, which included a NFL-first three road wins in 12 days, had Chicago in a first place tie in the NFC Central with four games remaining. The Bears were in the midst of the playoff chase until the 17th week of the season as the team improved two games from their 5-11 record in 1992, the season before Wannstedt arrived in Chicago. In just his first year as a head coach, Wannstedt was among the top vote getters for the NFL Coach of the Year Award.

Wannstedt's stint as defensive coordinator of the Dallas Cowboys (1989-92) under Jimmy Johnson marked his first coaching position in the NFL. In Dallas, he took over a defense that had ranked 20th in the league the year prior to his arrival. By 1990, his defense led the league against the pass and was 18th against the run, and he was named The National's NFL Assistant Coach of the Year. In 1991, the Cowboys improved to ninth against the run as they made the playoffs for the first time since 1985. Wannstedt's success made him a finalist for the Pittsburgh Steelers head coaching position following the 1991 season, prompting Johnson to give him the additional position of Assistant Head Coach in January, 1992.

In 1992, Wannstedt's defense was the youngest in the NFL yet ranked first in the league, allowing an average of just 245.8 yards per game, including just 77.8 yards rushing. The exclamation point to his tenure in Dallas came in Super Bowl XXVII when his defense forced nine turnovers as the Cowboys routed the Buffalo Bills 52-17. Overall, the Cowboys improved from a 1-15 team when Wannstedt became defensive coordinator in 1989 to a 16-3 World Championship club in his final season in Dallas.

Wannstedt began his coaching career in 1975 as an assistant coach at the University of

Pittsburgh under his college coach, Johnny Majors. Jimmy Johnson joined the Panthers' staff in 1977, and in 1979 Wannstedt followed Johnson to Oklahoma State, where Johnson had taken the head coaching position. Wannstedt served as defensive line coach with the Cowboys from the 1979-80 seasons before being promoted to defensive coordinator in 1981, a spot he held for two years. He then served on Ted Tollner's staff at USC as defensive line coach for three seasons (1983-85) before re-joining Johnson as the defensive coordinator at the University of Miami. In his three seasons in that position (1986-88), Miami's defense held opponents to a 2.2-yard average per carry, yielded an average of 10.9 points per game and averaged 48 sacks a season. In 1987 the Hurricanes won the national championship, posting a perfect 12-0 record including an Orange Bowl win over Oklahoma. Overall, his defenses in Miami produced 11 players who were drafted by the NFL, including five in the first two rounds.

Wannstedt is a native of Pittsburgh, where he attended Baldwin High School. He then earned a bachelors degree in physical education and a masters in curricular supervision at the University of Pittsburgh, where he played offensive tackle (1970-73). He captained the team his senior year at Pitt, which featured freshmen Tony Dorsett and Matt Cavanaugh. He was selected by the Green Bay Packers in the 15th round of the 1974 draft but spent the season on Injured Reserve with a neck injury. The next year he began his coaching career when he joined Majors' staff at Pitt.

Born on May 21, 1952, he and his wife, Jan, reside in Davie, where they are both active in many local charitable, church, and community projects. They have two daughters, Keri (25) and Jami (21).

CAREER COACHING NOTES AND HONORS

2000-2001	Head Coach, Miami Dolphins AFC Wild Card Playoff berth Pro Coach of the Year, Florida Sports Awards
2000	AFC Eastern Division Champions AFC Wild Card Playoff win (23-17, vs. Indianapolis, Dec. 30, 2000) NFL Coach of the Year (Terry Award), FOX-TV Pro Coach of the Year, Florida Sports Awards
1999	Assistant Head Coach, Miami Dolphins Dolphins win AFC First-Round Playoff game at Seattle, 20-17, for Miami's first road playoff victory since 1972
1993-98	Head Coach, Chicago Bears Becomes third winningest coach in Bears history
1997	NFC Wild Card Playoff win (35-18, at Minnesota, Jan. 1, 1994)
1994	NFC Coach of the Year
1989-92	Assistant Head Coach/Defensive Coordinator, Dallas Cowboys Assistant Head Coach/Defensive Coordinator; Cowboys win world championship, defeating Buffalo 52-17 in Super Bowl XXVII
1992	Defensive Coordinator
1989-91	Defensive Coordinator
1986-88	Defensive Coordinator, University of Miami Hurricanes go undefeated (12-0) in winning national championship
1987	
1983-85	Defensive Line Coach, Southern California
1979-82	Defensive Line Coach/Defensive Coordinator, Oklahoma State Defensive Coordinator
1981-82	Defensive Line Coach
1979-80	
1975-78	Assistant Coach, University of Pittsburgh Tight Ends and Special Teams Coach
1977-78	Assistant Offensive Line Coach; Panthers go undefeated (12-0) in winning national championship
1976	
1975	Assistant Offensive Line Coach

WANNSTEDT'S CAREER RECORD

YEAR	TEAM	POSITION	REGULAR SEASON	POST-SEASON	POSTSEASON RECAP
1975	Univ. of Pittsburgh	Ass't Off. Line	7-4	1-0	Won Sun Bowl, 35-19 (Kansas)
1976	Univ. of Pittsburgh	Ass't Off. Line	11-0	1-0	Won Sugar Bowl, 27-3 (Georgia)*
1977	Univ. of Pittsburgh	T.E./Spec. Teams	8-2-1	1-0	Won Gator Bowl, 34-3 (Clemson)
1978	Univ. of Pittsburgh	T.E./Spec. Teams	8-3	0-1	Lost Tangerine Bowl, 30-17 (N.C. St.)
1979	Oklahoma St. Univ.	Def. Line	7-4		
1980	Oklahoma St. Univ.	Def. Line	4-7		
1981	Oklahoma St. Univ.	Def. Line	7-4	0-1	Lost Independence Bowl, 24-14 (Texas A&M)
1982	Oklahoma St. Univ.	Def. Coord.	4-5-2		
1983	Univ. of Southern Cal	Def. Line	4-6-1		
1984	Univ. of Southern Cal	Def. Line	8-3	1-0	Won Rose Bowl, 20-17 (Ohio St.)
1985	Univ. of Southern Cal	Def. Line	6-5	0-1	Lost Aloha Bowl, 24-3 (Alabama)
1986	Univ. of Miami	Def. Coord.	11-0	0-1	Lost Fiesta Bowl, 14-10 (Penn St.)
1987	Univ. of Miami	Def. Coord.	11-0	1-0	Won Orange Bowl, 20-14 (Okla.)*
1988	Univ. of Miami	Def. Coord.	10-1	1-0	Won Orange Bowl, 23-3 (Nebraska)
1989	Dallas Cowboys	Def. Coord.	1-15		
1990	Dallas Cowboys	Def. Coord.	7-9		
1991	Dallas Cowboys	Def. Coord.	11-5	1-1	Won NFC Wild Card, 17-13 (Chicago)
1992	Dallas Cowboys	Asst. Head Coach/ Def. Coord.	13-3	3-0	Won Super Bowl XXVII, 52-17 (Buffalo)†
1993	Chicago Bears	Head Coach	7-9		
1994	Chicago Bears	Head Coach	9-7	1-1	Won NFC Wild Card, 35-18 (Minn.)
1995	Chicago Bears	Head Coach	9-7		
1996	Chicago Bears	Head Coach	7-9		
1997	Chicago Bears	Head Coach	4-12		
1998	Chicago Bears	Head Coach	4-12		
1999	Miami Dolphins	Asst. Head Coach	9-7	1-1	Won AFC Wild Card, 20-17 (Seattle)
2000	Miami Dolphins	Head Coach	11-5	1-1	AFC East Champions, Won AFC Wild Card, 23-17 (Indianapolis)
2001	Miami Dolphins	Head Coach	11-5	0-1	AFC Wild Card

* National Champions

† Super Bowl Champions

	REGULAR SEASON				ALL GAMES			
	W	L	T	PCT.	W	L	T	PCT.
Collegiate Assistant.....	106	44	4	.701	112	48	4	.695
NFL Assistant	41	39	0	.513	46	41	0	.529
NFL Head Coach	62	66	0	.484	64	69	0	.481
27-YEAR COACHING HISTORY	209	149	4	.583	222	158	4	.584

WANNSTEDT VS. THE NFL

TEAM	Chicago Regular Season			Chicago Playoffs		Miami Regular Season			Miami Playoffs		Total		
	W	L	T	W	L	W	L	T	W	L	W	L	T
Arizona	1	1	0	0	0	0	0	0	0	0	1	1	0
Atlanta	1	1	0	0	0	1	0	0	0	0	2	1	0
Baltimore	1	0	0	0	0	1	0	0	0	1	2	1	0
Buffalo	2	0	0	0	0	4	0	0	0	0	6	0	0
Carolina	1	0	0	0	0	1	0	0	0	0	2	0	0
Chicago	0	0	0	0	0	0	0	0	0	0	0	0	0
Cincinnati	0	1	0	0	0	1	0	0	0	0	1	1	0
Cleveland	0	0	0	0	0	0	0	0	0	0	0	0	0
Dallas	2	1	0	0	0	0	0	0	0	0	2	1	0
Denver	0	2	0	0	0	1	0	0	0	0	1	2	0

TEAM	Chicago Regular Season			Chicago Playoffs			Miami Regular Season			Miami Playoffs			Total		
	W	L	T	W	L	T	W	L	T	W	L	T	W	L	T
Detroit	4	8	0	0	0	0	1	0	0	0	0	0	5	8	0
Green Bay	1	11	0	0	0	0	1	0	0	0	0	0	2	11	0
Indianapolis	0	0	0	0	0	0	3	1	0	1	0	0	4	1	0
Jacksonville	1	1	0	0	0	0	0	0	0	0	0	0	1	1	0
Kansas City	1	1	0	0	0	0	0	0	0	0	0	0	1	1	0
Miami	2	0	0	0	0	0	0	0	0	0	0	0	2	0	0
Minnesota	3	9	0	1	0	0	0	1	0	0	0	0	4	10	0
New England	0	2	0	0	0	0	3	1	0	0	0	0	3	3	0
New Orleans	1	2	0	0	0	0	0	0	0	0	0	0	1	2	0
N.Y. Giants	1	1	0	0	0	0	0	0	0	0	0	0	1	1	0
N.Y. Jets	1	1	0	0	0	0	0	4	0	0	0	0	1	5	0
Oak./LA Raiders	1	1	0	0	0	0	1	0	0	0	1	0	2	2	0
Philadelphia	2	1	0	0	0	0	0	0	0	0	0	0	2	1	0
Pittsburgh	0	2	0	0	0	0	0	0	0	0	0	0	0	2	0
St.L./LA Rams	3	3	0	0	0	0	0	1	0	0	0	0	3	4	0
San Diego	2	0	0	0	0	0	1	0	0	0	0	0	3	0	0
San Francisco	0	0	0	0	1	0	0	1	0	0	0	0	0	2	0
Seattle	0	0	0	0	0	0	2	0	0	0	0	0	2	0	0
Tampa Bay	7	5	0	0	0	0	0	1	0	0	0	0	7	6	0
Tenn./Hou.	2	0	0	0	0	0	1	0	0	0	0	0	3	0	0
Washington	0	2	0	0	0	0	0	0	0	0	0	0	0	2	0
TOTALS	40	56	0	1	1	0	22	10	0	1	2	0	64	69	0

WANNSTEDT VS. NFL COACHES

During Dave Wannstedt's eight-year career as a head coach in the National Football League, he has coached against 48 different NFL head coaches in regular season action. Wannstedt has recorded at least one win in his battles with 37 of the 48 coaches he has faced. In addition, Wannstedt either leads or is tied in the lifetime regular season series with 33 of the 48 coaches he has faced.

REGULAR SEASON

(Active NFL coaches are in **Bold**)

Bill Belichick.....	3-1	Jon Gruden.....	1-0	Bobby Ross	4-3
Brian Billick.....	1-0	Mike Holmgren	3-11	Buddy Ryan	1-0
Rich Brooks.....	1-1	Jimmy Johnson.....	1-0	M. Schottenheimer.....	1-1
Dom Capers.....	1-0	Chuck Knox	1-1	Mike Shanahan.....	1-1
Pete Carroll.....	1-1	Rich Kotite	1-1	Art Shell	0-1
Tom Coughlin.....	1-1	Dick LeBeau	1-0	Mike Sherman	1-0
Bill Cowher	0-2	Marv Levy	2-0	Dave Shula	0-1
Mike Ditka.....	0-1	Ted Marchibroda	1-0	Don Shula	1-0
Tony Dungy	2-5	Steve Mariucci.....	0-1	George Seifert	1-0
Herman Edwards.....	0-2	Mike Martz	0-1	Barry Switzer	1-1
Jeff Fisher.....	3-0	Jim Mora	4-2	Vince Tobin	0-1
Wayne Fontes.....	3-5	Bill Parcells	0-2	Norv Turner.....	0-2
Chan Gailey	1-0	Wade Phillips	2-1	Dick Vermeil.....	1-1
Jerry Glanville	1-0	Dan Reeves	2-2	Mike White	1-0
Dennis Green.....	3-10	Ray Rhodes	1-0	Gregg Williams	2-0
Al Groh.....	0-2	Mike Riley	1-0	Sam Wyche	5-1

PLAYOFFS

Brian Billick.....	0-1	Jon Gruden.....	0-1	George Seifert.....	0-1
Dennis Green.....	1-0	Jim Mora	1-0		

NFL RECORD FOR CONSECUTIVE HOME WINS

The Dolphins hold the NFL record for most consecutive home games won. Miami won 27 straight regular-season home games (31 overall) at the Orange Bowl from 1971-74.

SNIP170D

FACT



NORV TURNER


Ass't Head Coach/Offensive Coordinator

College: Oregon

NFL: 18th Season

Dolphins: First Season

Born: May 17, 1952



Norv Turner was named the Dolphins' Assistant Head Coach/Offensive Coordinator on February 5, 2002, by Head Coach Dave Wannstedt. With the Dolphins, Turner will begin his third coaching stint with Wannstedt. Both were members of former Dolphins Head Coach Jimmy Johnson's Dallas Cowboys coaching staff from 1991-92, where Turner was the offensive coordinator while Wannstedt served as defensive coordinator, as they helped lead the Cowboys to a victory in Super Bowl XXVII following the 1992 season. In addition, Wannstedt and Turner were on the same University of Southern California coaching staff from 1983-84.

Turner joins the Dolphins after spending the 2001 season as the offensive coordinator with the San Diego Chargers. Under Turner's guidance, the Chargers' offense improved to the 11th-best unit in the NFL after having finished 28th overall the season prior to his arrival.

Prior to joining the Chargers, Turner spent the previous seven seasons (1994-2000) as Head Coach with the Washington Redskins, where he also served in the role as offensive coordinator. During Turner's seven-year tenure in Washington, he led the Redskins to a regular-season record of 49-59-1, including a 10-6 mark in 1999 as the Redskins claimed their first NFC Eastern Division title since 1991. They went on to defeat the Detroit Lions, 27-13, in an NFC First-Round Playoff game, before dropping a one-point decision (14-13) at Tampa Bay in the Divisional round. That season, the Redskins offense finished the year as the league's second-ranked unit. He guided the Redskins to a record of 7-6 in 2000 before being released with three games to play in the season. The Redskins' final three losses under Turner were by a total of six points, while their six losses over these first 13 games came by an average of less than four points.

Turner got his start in the NFL coaching ranks as an assistant with the Los Angeles Rams in 1985. Serving as the team's receivers coach, the Rams' offense finished third, fourth and third, respectively, from 1988-90, his final three seasons with the club. Following his tenure in Los Angeles, Jimmy Johnson named Turner offensive coordinator of the Dallas Cowboys in 1991. He took over a Cowboys offense that ranked 28th in 1990 and helped lead them to consecutive NFL rankings of fourth overall in 1992 and 1993, as they captured back-to-back Super Bowl titles.

Throughout his coaching career, Turner has helped to mold some of the top skilled position players in the NFL. As receivers coach with the Rams (1985-90), wide receiver Henry Ellard twice surpassed the 1,000-yard receiving mark, with an NFL-high 1,414 in 1988 and 1,382 the following year, placing him fourth in the NFL. In his final three years with the Rams (1988-90), tight end Pete Holohan averaged 53 catches a season and finished second among NFC tight ends in receiving in two of those three years. As offensive coordinator with the Dallas Cowboys from 1991-93, running back Emmitt Smith led the NFL in rushing all three years. In addition, both quarterback Troy Aikman and wide receiver Michael Irvin finished in the top three in the NFL in passing and receiving, respectively, twice apiece. Also during Turner's tenure in Dallas, Jay Novacek led all NFL tight ends in receiving twice and averaged more than 57 receptions a season over that three-year period. During his seven-year stint as Head Coach with the Redskins, the team had a 1,000-yard rusher four times and a 1,000-yard receiver on five occasions. Under Turner's tutelage, three different Redskin quarterbacks surpassed the 3,000-yard passing plateau, including Brad Johnson, who finished fourth in the NFL with 4,005 yards in 1999, the second-highest total in Redskins history. That same year, running back Stephen Davis led the AFC with 1,405 yards rushing, while two different receivers surpassed the 1,000-yard receiving mark. In 2001, Chargers running back LaDainian Tomlinson led all NFL rookies with 1,236 yards rushing and ten touchdowns on 339 attempts, while also catching an NFL rookie-best 59 passes. His rushing total ranked fifth in the AFC and ninth in the NFL. In addition, quarterback Doug Flutie threw for 3,464 yards and wide receiver Curtis Conway had 71 receptions for 1,125 yards, marking just the second time in team history that the Chargers have had a 3,000-yard passer, a 1,000-yard receiver and a 1,000-yard rusher in the same season.

Turner began his coaching career as a graduate assistant at the University of Oregon in 1975. The following year, he moved on to the University of Southern California where, for the next nine seasons, he served as the Trojans' receivers coach (1976-79), defensive backs coach (1980), quarterbacks coach (1981-83), and offensive coordinator (1984). In 1980, Turner tutored what is regarded as one of the finest defensive backfields in college football history. It included Ronnie Lott and Dennis Smith, both NFL first-round draft choices in 1981, and Jeff Fisher, a seventh-round draft pick in '81. During Turner's nine-year tenure at USC, the Trojans won all four Rose Bowl in which they appeared, and took part in six Bowl games overall, winning five of them. The 1978 team went 12-1, including a victory over Michigan in the Rose Bowl, and claimed the National Championship.

Born May 17, 1952, in Le Jeune, N.C., Norval Eugene Turner was a three-year letterman (1972-74) as a quarterback at the University of Oregon, spending two seasons behind NFL Hall of Fame quarterback Dan Fouts. Turner and his wife, Nancy, have three children, Scott (Aug. 7, 1982), Stephanie (July 22, 1984) and Drew (Oct. 26, 1989). Scott is a quarterback at the University of Nevada-Las Vegas, where he is playing under former Rams and USC Head Coach John Robinson. Stephanie is a student and actress who lives in Los Angeles.

CAREER COACHING NOTES AND HONORS

2002-	Assistant Head Coach/Offensive Coordinator, Miami Dolphins
2001	Offensive Coordinator, San Diego Chargers
1994-00	Head Coach, Washington Redskins
1999	NFC East Champions NFC Wild Card Playoff Win
1991-93	Offensive Coordinator, Dallas Cowboys
1992	Super Bowl Champions
1993	Super Bowl Champions
1985-90	Receivers/Tight Ends Coach, Los Angeles Rams
1987-90	Receivers and Tight Ends Coach
1985-86	Receivers Coach
1976-84	Offensive Coordinator/Quarterbacks Coach/Defensive Backs Coach/Receivers Coach, USC
1984	Offensive Coordinator
1981-83	Quarterbacks Coach
1980	Defensive Backs Coach
1976-79	Receivers Coach
1975	Graduate Assistant, Oregon

TURNER VS. THE NFL

TEAM	Regular Season			Playoffs		Total		
	W	L	T	W	L	W	L	T
Arizona	5	8	0	0	0	5	8	0
Atlanta	0	1	0	0	0	0	1	0
Baltimore	1	1	0	0	0	1	1	0
Buffalo	0	2	0	0	0	0	2	0
Carolina	5	0	0	0	0	5	0	0
Chicago	3	0	0	0	0	3	0	0
Cincinnati	0	0	0	0	0	0	0	0
Cleveland	0	0	0	0	0	0	0	0
Dallas	4	9	0	0	0	4	9	0
Denver	0	2	0	0	0	0	2	0
Detroit	2	2	0	1	0	3	2	0
Green Bay	0	0	0	0	0	0	0	0
Houston	0	0	0	0	0	0	0	0

TEAM	Regular Season			Playoffs		Total		
	W	L	T	W	L	W	L	T
Indianapolis	2	1	0	0	0	2	1	0
Jacksonville	2	0	0	0	0	2	0	0
Kansas City	0	1	0	0	0	0	1	0
Miami	1	0	0	0	0	1	0	0
Minnesota	0	1	0	0	0	0	1	0
New England	1	0	0	0	0	1	0	0
New Orleans	1	0	0	0	0	1	0	0
N.Y. Giants	6	7	1	0	0	6	7	1
N.Y. Jets	2	0	0	0	0	2	0	0
Oak./L.A. Raiders	1	1	0	0	0	1	1	0
Philadelphia	5	9	0	0	0	5	9	0
Pittsburgh	0	1	0	0	0	0	1	0
St.L./L.A. Rams	4	1	0	0	0	4	1	0
San Diego	1	0	0	0	0	1	0	0
San Francisco	1	3	0	0	0	1	3	0
Seattle	0	3	0	0	0	0	3	0
Tampa Bay	2	4	0	0	1	2	5	0
Tenn./Hou.	0	2	0	0	0	0	2	0
Washington	0	0	0	0	0	0	0	0
TOTALS	49	59	1	1	1	50	60	1

TURNER VS. NFL COACHES

During Norv Turner's seven-year career as a head coach in the National Football League, he has gone up against 43 different NFL head coaches during the regular season. Turner has recorded at least one win over 28 of the 43 coaches he has faced. In addition, Turner either leads or is tied in the lifetime regular season series with 24 of the 43 coaches.

REGULAR SEASON

(Active NFL coaches are in **Bold**)

Brian Billick	1-0	Dick Jauron	1-0	Bobby Ross	1-2
Rich Brooks	2-0	Jimmy Johnson	1-0	Buddy Ryan	1-3
Dave Campo	0-1	June Jones	1-1	Marty Schottenheimer	0-1
Dom Capers	3-0	Chuck Knox	1-0	George Seifert	2-2
Tom Coughlin	2-0	Marv Levy	1-4	Mike Shanahan	0-2
Bill Cowher	0-1	Rich Kotite	0-1	Barry Switzer	4-4
Tony Dungy	2-1	Ted Marchibroda	1-1	Vince Tobin	4-4
Dennis Erickson	0-2	Steve Mariucci	1-1	Dick Vermeil	0-1
Jim Fassel	4-3-1	Mike Martz	1-0	Dave Wannstedt	2-0
Jeff Fisher	0-2	Dave McGinnis	0-1	Mike White	0-1
Tom Flores	0-1	Jim Mora	1-1	Sam Wyche	0-3
Wayne Fontes	1-0	Bill Parcells	2-0		
Chan Gailey	0-4	Wade Phillips	0-1		
Dennis Green	0-1	Dan Reeves	2-4		
Jon Gruden	1-0	Andy Reid	2-2		
Lindy Infante	1-0	Ray Rhodes	3-3		

PLAYOFFS

Tony Dungy	0-1	Bobby Ross	1-0
------------------	-----	------------------	-----

DOLPHINS

DOLPHINS RECORD IN CLOSE GAMES

The Dolphins owned a 2-0 record in 2001 in games decided by three points or less and a 5-2 record in games decided by seven points or less. In games decided by three points or less, Miami is 63-47-4 (.570) since the team's inception in 1966. Miami's record in games decided by seven or fewer points is 121-98-4 (.552).

FACT



KEITH ARMSTRONG

Special Teams

College: Temple

NFL: Ninth Season

Dolphins: Second Season

Born: December 15, 1963



Keith Armstrong is entering his second season as the Dolphins' special teams coach, having been named to the post on January 15, 2001 by Head Coach Dave Wannstedt.

In Armstrong's first season in Miami, the Dolphins ranked in the top ten in the NFL in both punt return defense (first) and kickoff return defense (ninth), one of only five NFL teams to achieve this feat. The Dolphins yielded a miniscule 4.5 yards per punt return, placing them first in the league. Miami also led the AFC and was fourth in the NFL as their opponents' average drive start following kickoffs was the 26.2 yard line.

Armstrong came to the Dolphins after serving the previous four seasons (1997-00) in the same role with the Chicago Bears. In 2000, Chicago's special teams blocked a pair of opponent field goal attempts while also ranking fourth in the NFL in punt return defense, allowing an average of just 7.0-yards per return. In 1998 and 1999, the Bears' special teams unit ranked fourth overall in the NFL based on a formula consisting of numerous categories. In 1999, his group recovered six fumbles and blocked an NFL-high four field goals. In 1998, the Bears' special teams units led the league in points scored (26) and blocked kicks (four). In Armstrong's four seasons, the Bears ranked in the top ten in the NFL in punt return average, punt coverage and kickoff coverage twice each. In 1999, they led the league in kickoff coverage, having allowed an average of just 16.6 yards per return.

Armstrong first started in the NFL with the Atlanta Falcons in 1994, where he served as a defensive assistant. He coached the Falcons' safeties in 1995 and the secondary in 1996 before moving on to Chicago.

A four-year letterman (1983-86) as a running back and defensive back at Temple University, Armstrong started his coaching tenure as a graduate assistant at his alma mater in 1987. He went to the University of Miami (Fla.) in 1988 where he worked with the defensive backs and special teams on a staff that was headed by former Dolphins Head Coach Jimmy Johnson and also included current Head Coach Dave Wannstedt and offensive line coach Tony Wise. Armstrong spent one year with the Hurricanes before joining the Akron staff as receivers coach in 1989. A one-year tenure there preceded his move to Oklahoma State, where he served three years (1990-92) as secondary coach under current Dolphins tight ends coach Pat Jones, then OSU's head coach. His final collegiate post came as linebackers and special teams coach at Notre Dame in 1993.

A native of Philadelphia, Pa., Armstrong attended Bishop Egan High School. He was born on December 15, 1963. He and his wife, Kathleen, have two daughters, Kaitlin and Kristin.

KEITH ARMSTRONG COACHING HISTORY

1987	Temple – Graduate Assistant
1988	University of Miami (Fla.) – Defensive backs and special teams coach
1989	Akron – Receivers coach
1990-92	Oklahoma State – Secondary coach
1993	Notre Dame – Linebackers and special teams coach
1994-96	Atlanta Falcons – Defensive Assistant (1994) Safeties Coach (1995) Secondary Coach (1996)
1997-00	Chicago Bears – Special Teams Coach
2001-	Miami Dolphins – Special Teams Coach



JIM BATES


Defensive Coordinator

College: Tennessee

NFL: 12th Season

Dolphins: Third Season

Born: May 31, 1946



Jim Bates is entering his third season as the Dolphins' defensive coordinator. He was named to the post by Head Coach Dave Wannstedt on January 24, 2000. Prior to joining the Dolphins, Bates spent the previous four years (1996-99) with the Dallas Cowboys, including each of the last two as that team's Assistant Head Coach/Defensive Line. He was the Cowboys' linebackers coach from 1996-97.

In Bates' first season as defensive coordinator, the Dolphins ranked fourth in the AFC and sixth in the NFL in overall defense, allowing an average of 289.8 yards per outing. They were third in the conference and fifth in the league in pass defense, permitting an average of 181.3 yards a contest. In addition, the Dolphins yielded an average of only 14.1 points per game, the third-best mark in the NFL. Their 226 total points allowed were the fewest points ever allowed by a Dolphins team in a 16-game season. Bates' unit also exhibited aggressiveness by forcing 41 turnovers, which ranked third in the AFC and fourth in the NFL. This included an NFL-high 28 interceptions. Following the 2000 season, five players (Trace Armstrong, Sam Madison, Brock Marion, Jason Taylor, Zach Thomas) from Bates' defense were selected to play on the AFC Pro Bowl squad.

Last year, the Dolphins led the NFL in pass defense, as they allowed an average of just 176.8 yards a game. Under Bates' guidance two Dolphins defenders (Sam Madison and Zach Thomas) were selected to the Pro Bowl. In addition, the defense set club records in 2001 with five interception returns for touchdowns and six total returns for scores.

Before joining Dallas in 1996, Bates spent one year as defensive coordinator with the Atlanta Falcons (1994) and one season (1995) as the secondary coach with the Cleveland Browns, his second stint with that team. He was Cleveland's linebackers coach in 1991 and their defensive ends coach from 1992-93.

Bates got his start in the pro coaching ranks as defensive coordinator with the San Antonio Gunslingers of the USFL in 1984. He was promoted to Head Coach for the 1985 season and served one year in that post. He was the defensive coordinator with the Arizona Outlaws of the USFL in 1986 before the league folded. He also was an assistant with the Detroit Drive of the Arena League in 1988. Following that, he was the linebackers coach at the University of Tennessee in 1989 and the defensive coordinator/secondary coach at the University of Florida in 1990.

Bates began his coaching career as a graduate assistant at the University of Tennessee in 1968. After a stint as Head Coach at Sevier County (Tenn.) High School, he coached the freshmen at the University of Southern Mississippi in 1972. He moved on to Villanova University for the next two years where he was the Wildcats' offensive line coach in 1973 and the linebackers coach the following season. A two-year stop (1975-76) as linebackers coach at Kansas State and a one-year tenure (1977) as secondary coach at West Virginia preceded Bates' appointment as secondary coach at Texas Tech in 1978. He added the title of defensive coordinator in 1980 and spent the next four years in that post for the Red Raiders.

Born May 31, 1946 in Oxford, Mich., Bates was a linebacker at the University of Tennessee from 1964-67. He and his wife, Beverly, reside in Dania Beach. Bates has two sons, James and Jeremy, one grandson and a granddaughter. James, a former linebacker at the University of Florida, was a defensive captain on the Gators' 1996 National Championship team. He currently serves as a sportscaster, and is host of the "Dolphins Magazine Show" on the Sunshine Network. Jeremy is the offensive quality control coach for the Tampa Bay Buccaneers.

JIM BATES COACHING HISTORY

1968	University of Tennessee - Graduate Assistant
1972	University of Southern Mississippi - Freshman Coach
1973-74	Villanova University - Offensive Line Coach (1973) Linebackers Coach (1974)
1975-76	Kansas State - Linebackers Coach
1977	West Virginia University - Secondary Coach
1978-83	Texas Tech University - Secondary Coach (1978-79) Defensive Coordinator/Secondary Coach (1980-83)
1984-85	San Antonio Gunslingers (USFL) - Defensive Coordinator (1984) Head Coach (1985)
1986	Arizona Outlaws (USFL) - Defensive Coordinator
1988	Detroit Drive (Arena League) - Assistant Coach
1989	University of Tennessee - Linebackers Coach
1990	University of Florida - Defensive Coordinator/Secondary Coach
1991-93	Cleveland Browns - Linebackers Coach (1991) Defensive Ends Coach (1992-93)
1994	Atlanta Falcons - Defensive Coordinator
1995	Cleveland Browns - Secondary Coach
1996-99	Dallas Cowboys - Linebackers Coach (1996-97) Assistant Head Coach/Defensive Line (1998-99)
2000-	Miami Dolphins - Defensive Coordinator



DOUG BLEVINS

Kicking

College: East Tennessee State

NFL: Sixth Season

Dolphins: Sixth Season

Born: August 3, 1963



Doug Blevins enters his sixth season with the Dolphins after being named to his position in 1997. In his role, Blevins works with the Dolphins' placekickers and punters.

During Blevins' five-year tenure with the team, kicker Olindo Mare has become one of the top kickers in the NFL. Last season, Mare broke his own team record by converting 90.5 percent of his field goal attempts (19 of 21), marking the third straight year in which he has set the club's single-season record in this category. Mare's career field goal accuracy rate of .845 now stands as the second-best in NFL history. In 1999, Mare set an NFL record by kicking 39 field goals and became just the second kicker in team history to be voted to the Pro Bowl and the first since Garo Yepremian in 1978.




Prior to joining the Dolphins, Blevins served as kicking coordinator for the NFL Europe League from 1995-97 and in 1999. Blevins also did consulting work with the New York Jets in 1994 and the New England Patriots in 1996.

A 1988 graduate of East Tennessee State University, Blevins started his coaching career as a student assistant in 1982 while at the University of Tennessee. He worked with the kickers for the Volunteers for two seasons before being named kicking coach at Emory & Henry College in Emory, Virginia, in 1984. He joined the staff at East Tennessee State in 1986, and served as the school's kicking coach through 1987, while also continuing his undergraduate work. From 1988-92, Blevins coached high school football in Virginia before starting his own kicking consulting company in 1993. He still owns the Davie, Fla., based company.

A native of Abingdon, Virginia, Blevins has a son, Roman Douglas (3/4/98). Blevins was born August 3, 1963, in Abingdon, Va.

DOUG BLEVINS COACHING HISTORY

1982-83	University of Tennessee – Student Assistant/Kickers
1984-85	Emory & Henry College – Kicking Coach
1986-87	East Tennessee State University – Kicking Coach
1995-97,	
1999	World League – Kicking Coordinator
1997-	Miami Dolphins – Kicking Coach

	CLARENCE BROOKS			
	Defensive Line			
	College: Massachusetts			
	NFL: Tenth Season			
	Dolphins: Third Season			
	Born: May 20, 1951			

Clarence Brooks is entering his third season as the Dolphins' defensive line coach. He was named to the position by Head Coach Dave Wannstedt on January 24, 2000. Brooks joined the Dolphins after spending the 1999 season in the same post with the Cleveland Browns.

This marks Brooks' second coaching stop with Wannstedt, having worked for him from 1993-98 as defensive line coach with the Chicago Bears.

Over the last two years, end Jason Taylor has totaled 23 sacks, the second-highest two-season sack figure by a Dolphin since 1985.

Of the Dolphins' 48 sacks in 2000, defensive linemen accounted for 42.5 of them. Defensive ends Trace Armstrong and Jason Taylor combined for 31 sacks, ranking them as the most productive sack tandem in Dolphins history and the top duo in the NFL in 2000. Armstrong's 16.5 sacks led the AFC and were tied for second in the NFL, while Taylor's total of 14.5 was second in the conference and fifth in the league. Both were named as starters to the AFC Pro Bowl squad, the first time that teammates have been chosen to start at defensive end in the Pro Bowl since the 1992 season (1993 Pro Bowl) when Philadelphia's Reggie White and Clyde Simmons were picked.

Prior to joining the Bears in 1993, Brooks spent the previous three seasons (1990-92) as the defensive line coach at the University of Arizona. That followed a nine-year stay (1981-89) at Syracuse University. He spent his first six years there tutoring the outside linebackers for the Orangemen, and his final three seasons as defensive line coach. His initial full-time coaching post came in 1976, overseeing the defensive ends at the University of Massachusetts, a position in which he served four seasons. In addition, during the summer of 1989, Brooks worked in the Dallas Cowboys' training camp as part of the team's minority coaching fellowship program.

Born May 20, 1951, Brooks was an offensive guard at the University of Massachusetts from 1970-72, and was the team captain his final season. He and his wife, Justa, have a son, Jason, and a daughter, Adrienne.

CLARENCE BROOKS COACHING HISTORY

1976-80	University of Massachusetts – Defensive Ends Coach
1981-89	Syracuse University – Outside Linebackers Coach (1981-86) Defensive Line Coach (1987-89)
1990-92	University of Arizona – Defensive Line Coach
1993-98	Chicago Bears – Defensive Line Coach
1999	Cleveland Browns – Defensive Line Coach
2000-	Miami Dolphins – Defensive Line Coach



JOEL COLLIER

Running Backs

College: Northern Colorado

NFL: 13th Season

Dolphins: Ninth Season

Born: December 25, 1963



Joel Collier enters his ninth season with the Dolphins and his fifth as running backs coach, having been named to the position on February 11, 1998.

During Collier's tenure as running backs coach, he has tutored three different players who finished among the top five rookie rushers in the NFL in their respective rookie seasons. In addition, from 2000-01 the Dolphins totaled 3,588 rushing yards, the highest two-season figure by the club since 1984-85 (3,647).

As a defensive assistant with the Dolphins from 1994-97, Collier assisted in coaching the team's linebackers and in the overall football operation. In 1997, Collier worked extensively with rookie linebacker Derrick Rodgers, a third-round draft choice who garnered several all-rookie accolades, including Sports Illustrated's Defensive Rookie of the Year.

Collier joined the Dolphins after having worked three seasons (1991-93) in various capacities with the New England Patriots. He served in the pro scouting department in 1993 and worked as assistant running backs and wide receivers coach from 1991-92.

Collier joined the Patriots after serving as an offensive assistant with the Tampa Bay Buccaneers in 1990. Prior to his experience with the Bucs, Collier worked two years with the quarterbacks and running backs as a graduate assistant at Syracuse University.

A three-year starter at inside linebacker at Northern Colorado, Collier was a three-time academic All-North Central Conference performer. He received his bachelor's degree in social science education.

Collier, the son of former Bills head coach and longtime Broncos defensive coordinator Joe Collier, is married to Shirley Ann. The couple has one son, Jeremy Grayson (4/16/96) and they live in Plantation. He was born on December 25, 1963, in Buffalo, N.Y.

JOEL COLLIER COACHING HISTORY

- 1988-89 Syracuse University – Graduate Assistant (QB's and RB's)
- 1990 Tampa Bay Buccaneers – Offensive Assistant
- 1991-93 New England Patriots – Ass't Running Backs and Receivers Coach (1991-92)
Pro Scouting (1993)
- 1994- Miami Dolphins – Defensive Staff Assistant (1994-97)
Running Backs Coach (1998-)



ROBERT FORD


Wide Receivers

College: Houston

NFL: 12th Season

Dolphins: Fifth Season

Born: June 21, 1951



Robert Ford enters his 12th season as an NFL assistant and his fifth with the Dolphins. He was named the team's wide receivers coach in 1998.

In three of Ford's four seasons tutoring the team's receiving corps, the Dolphins have had three receivers record more than 40 receptions. Ford has been instrumental in the development of Oronde Gadsden, who joined the Dolphins in 1998 from the Arena League and has totaled 207 receptions in his first four NFL seasons, the second-highest figure by a Dolphin in his first four seasons with the club. His 2,976 receiving yards and 22 receiving touchdowns both are the third most ever by a Dolphin in his first four years with the team. Last year, Chris Chambers led all NFL rookie wide receivers with 48 receptions for 883 yards and seven touchdowns, as he set Dolphins single-season rookie records for receiving yards and receiving touchdowns. He was a consensus all-rookie selection and garnered NFL Offensive Rookie of the Year accolades from several media outlets.

Ford first broke into the NFL as an assistant with the Dallas Cowboys in 1991. During his seven seasons tutoring the club's tight ends, Jay Novacek was voted to the Pro Bowl five times (1991-95). From 1991-95, Novacek recorded 280 receptions, more than any other NFL tight end during this five-year span. Before joining Dallas on a full-time basis, Ford spent the summer of 1990 with the Cowboys as part of the club's Minority Coaching Fellowship Program.

Prior to joining the Cowboys, Ford spent 16 seasons as an assistant at both the high school and collegiate levels. He began his coaching career in 1973 at Saginaw (Michigan) High School. He embarked on his collegiate tenure the following year, tutoring the wide receivers at Western Illinois where he spent 1974-76. That was followed by stops at New Mexico (1977-79), Oregon State (1980-81) and Mississippi State (1982-83). His first pro job came as receivers coach with the Houston Gamblers of the USFL in 1985. Ford returned to the collegiate ranks where he held posts at Kansas (1986), Texas Tech (1987-88) and Texas A&M (1989-90) preceding his NFL stint.

A native of Belton, Texas, Ford earned his degree in education from the University of Houston and his master's in athletic administration from Western Illinois. At Houston, where he played wide receiver from 1970-72, Ford led the Cougars in receiving, punt returns and kick-off returns in his final season. He is the only player in NCAA history to account for two 99-yard receptions. Born June 21, 1951 in Belton, Ford and his wife, Janice, have two sons, Bobby and Jason. The family resides in Pembroke Pines.

ROBERT FORD COACHING HISTORY

1974-76	Western Illinois University – Wide Receivers Coach
1977-79	University of New Mexico – Wide Receivers Coach
1980-81	Oregon State University – Wide Receivers Coach
1982-83	Mississippi State University – Wide Receivers Coach
1985	Houston Gamblers (USFL) – Wide Receivers Coach
1986	Kansas University – Wide Receivers Coach
1987-88	Texas Tech University – Wide Receivers Coach
1989-90	Texas A&M – Wide Receivers Coach
1991-97	Dallas Cowboys – Tight Ends Coach
1998-	Miami Dolphins – Wide Receivers Coach



JOHN GAMBLE


Strength and Conditioning

College: Hampton Institute

NFL: Ninth Season

Dolphins: Ninth Season

Born: June 26, 1957



John Gamble enters his ninth season with the Dolphins as strength and conditioning coach, having been named to the position on March 16, 1994. Gamble has the primary responsibility in the area of strength and conditioning for the club.

In his position, Gamble is responsible for the organization and implementation of the programs for the team's overall conditioning development. Brad Roll, the club's assistant strength

coach, assists Gamble with the implementation of the programs and his interaction with the Dolphins' training and medical staffs. Gamble was named by the Professional Strength Coaches Society as its 1998 Coach of the Year.

Gamble joined the Dolphins after having served ten years (1984-93) as the head strength coach at the University of Virginia. He also served two seasons as assistant strength coach (1982-83) and one year on a part-time basis (1981) at Virginia. He was named 1985 Strength Coach of the Year by the National Strength and Conditioning Association. At Virginia, Gamble helped develop such future NFL stars as Jim Dombrowski, Jeff Lageman, Herman Moore and Ray Roberts.

Gamble served an eight-year stint as state director for the National Strength and Conditioning Association and was named Outstanding State Director for Region II in 1984.

A world renowned powerlifter, Gamble was the number-one ranked powerlifter in the world in the 275-pound class from 1981 to 1983. His personal records for total pounds in three lifts while competing in the United States Powerlifting Federation was 2,270 pounds, and he has personal bests of full squat, 892 lbs.; bench press, 573 lbs.; and dead lift, 826.5 lbs. in those three lifts. Gamble was inducted into the U.S. Weightlifting Hall of Fame in York, Pa. in June of 1999.

Gamble played linebacker at Hampton Institute and was a first-team Black College All-America selection. He also earned All-Central Intercollegiate Athletic Association honors in football and in track and field.

Married to Sharon, the couple has three sons, John Nathan, III (12/16/87), Austin Craig (9/27/90) and Tucker Scott (9/19/95) and they live in Ft. Lauderdale. He was born on June 26, 1957, in Richmond, Va.

JOHN GAMBLE COACHING HISTORY

1982-93	University of Virginia – Assistant Strength Coach (1982-83) Head Strength Coach (1984-93)
1994-	Miami Dolphins – Strength Coach (1994-95) Strength and Conditioning Coach (1996-



JUDD GARRETT

Offensive Quality Control

College: Princeton
NFL: Sixth Season
Dolphins: Third Season
Born: June 25, 1967



Judd Garrett is entering his sixth season as an NFL assistant and his third with the Dolphins after spending the previous three seasons (1997-99) in a similar capacity with the New Orleans Saints. In his role with the Dolphins, Garrett is in charge of quality control on the offensive side of the ball.

A native of Cleveland, Ohio, Garrett was a three-year starter (1987-89) as a running back at Princeton University, where he was named the Ivy League Player of the Year and a Division I-AA All-American his senior season. He was selected by the Philadelphia Eagles in the 12th round of the 1990 draft, and after being released by the Eagles in training camp, Garrett spent the 1990 season as an assistant coach at Princeton. He went on to play with the London Monarchs of the World League from 1991-92. In his first year there, he led the league in receptions and was an All-League pick. His 71 receptions in 1991 stood as a league record until the 2000 season. After spending the 1993 season on the Dallas Cowboys' practice squad, Garrett played two years in the Canadian Football League, with the Las Vegas Posse in 1994 and the San Antonio Texans in 1995. He coached one year (1996) at his prep alma mater, University High School in Cleveland, prior to joining the Saints.

Garrett was born on June 25, 1967 in Abington, Pa. Garrett is continuing his family tradition in the NFL. His father, Jim, is a scout with the Dallas Cowboys. His older brother, John, is an

assistant coach with the Cincinnati Bengals, while another older brother, Jason, is a quarterback with the New York Giants. Judd and his wife, Kathy, who was an All-America soccer player at Princeton, have two sons, Calvin (nine) and Campbell (four), and a daughter, Frances (seven).

JUDD GARRETT COACHING HISTORY

1990	Princeton University – Offensive Assistant
1997-99	New Orleans Saints – Offensive Assistant
2000-	Miami Dolphins – Offensive Assistant (2000) Offensive Quality Control (2001-)



PAT JONES

Tight Ends

College: Arkansas

NFL: Seventh Season

Dolphins: Seventh Season

Born: November 4, 1947



Pat Jones begins his seventh season as the Dolphins' tight ends coach after being named to the position in 1996. Jones joined the Dolphins after spending 1995 training camp, preseason and the regular season opener as an offensive line specialist with the Chicago Bears. Prior to that, he spent 11 seasons as head coach at Oklahoma State University (1984-94) and 22 years at the collegiate level. Overall, he has been in the profession for 33 years.

Jones led Oklahoma State to a 62-60-3 record during his tenure in Stillwater and was at the helm during the school's only 10-win seasons (1984, 1987 and 1988) in its football history. He led the Cowboys to four bowl games (1984 and 1985 Gator Bowl, 1987 Sun Bowl and 1988 Holiday Bowl) with three victories during his 11 seasons. Jones finished as the school's all-time winningest coach and 11th-most successful coach all-time in Big Eight history. He was twice named Big Eight Coach of the Year (1984 and 1992) and was National Coach of the Year by Football Yearbook in 1984.

Jones coached nine All-Americans at OSU, including Thurman Thomas, Hart Lee Dykes, Leslie O'Neal, and Barry Sanders. Dykes ended his career as the all-time leading receiver in Big Eight history, O'Neal was a Lombardi Award finalist in 1985, and Sanders won the Heisman Trophy in 1988. At OSU, Jones also tutored current Pittsburgh Steeler All-Pro linebacker Jason Gildon.

Jones became Oklahoma State's head football coach when Jimmy Johnson left to become head coach at the University of Miami in 1984 and he was promoted from assistant head coach/defensive coordinator. Jones' inaugural season at OSU saw the Cowboys achieve its highest national ranking (second in the UPI poll and third in the AP ratings) prior to a regular-season finale against Oklahoma for the Big Eight title. The Cowboys finished the season with ten wins and a final ranking of fifth in UPI and sixth in AP. Jones' ten wins was just the third time in conference history that a rookie head coach had achieved that milestone, joining Oklahoma's Barry Switzer and Colorado's Chuck Fairbanks. In addition, his Cowboys teams finished three other seasons ranked in the Top 20 with finishes of 17th in 1985, 11th in 1987 and 11th in 1988. During his tenure at OSU, Jones also coached in the 1986 Japan Bowl, the 1988 Hula Bowl, and the 1992 Blue-Gray Game.


Jones began his coaching career in the Little Rock (Ark.) public schools in 1969 before moving on to the collegiate level as assistant defensive line coach at Arkansas under then-defensive coordinator Jimmy Johnson (1974-75). He also made stops as defensive ends coach at Southern Methodist (1976-77), defensive ends coach at Pittsburgh with Johnson in 1978, and defensive ends coach/defensive coordinator at Oklahoma State (1979-83), before taking the head coaching position at OSU in 1984.

Raised in Little Rock, Ark., Jones played collegiately at Arkansas Tech in 1965 before transferring to Arkansas for 1966-67 as a walk-on linebacker and nose guard.

Jones lives in Ft. Lauderdale and was born on November 4, 1947, in Memphis, Tenn.

PAT JONES COACHING HISTORY

- 1974-75 University of Arkansas – Graduate Assistant/Defensive Line (1974)
Assistant Defensive Line Coach (1975)
- 1976-77 Southern Methodist University – Defensive Ends Coach
- 1978 University of Pittsburgh – Defensive Ends Coach
- 1979-94 Oklahoma State University – Defensive Ends/Defensive Coordinator (1979-81, 1983)
Offensive Coordinator (1982)
Head Coach (1984-94)
- 1995 Chicago Bears – Offensive Line Special Assistant (Training Camp and Preseason)
- 1996- Miami Dolphins – Tight Ends Coach



BILL LEWIS


Defensive Nickel Package

College: East Stroudsburg State

NFL: Seventh Season

Dolphins: Seventh Season

Born: August 5, 1941



Bill Lewis is in his seventh season with the Dolphins after being named defense nickel package coach in 1996. Lewis joined the NFL coaching ranks after 32 years (1963-94) of coaching at the collegiate level. He teams with Mel Phillips in tutoring the Dolphins' defensive backs.

Lewis spent 1995 as athletic director at The Marist School in Atlanta after three seasons as head coach at Georgia Tech from 1992-94. Prior to his stint at Georgia Tech, Lewis served as head coach at East Carolina for three seasons (1989-91), during which time he led the Pirates to an 11-1 record and a victory in the Peach Bowl over North Carolina State following the 1991 season. At the conclusion of the '91 campaign, Lewis received National Coach of the Year honors from A.F.C.A., UPI and Scripps-Howard.

Lewis began his coaching career at East Stroudsburg (Pa.) State in 1963 and made stops as defensive backs coach at Pittsburgh (1966-68), Wake Forest (1969-70), Georgia Tech (1971-72) and Arkansas (1973-76). He became head coach at Wyoming in 1977 and spent three years at the helm of the Cowboys. He began a nine-year stint at the University of Georgia in 1980 as defensive backs coach before occupying the job of defensive coordinator in his last eight seasons with the Bulldogs.

While in Athens, the Bulldogs won the 1980 National Championship and during his nine years at the school, Georgia appeared in nine straight bowl games and won three Southeastern Conference titles. He coached 23 All-SEC honorees and seven All-Americans.

Lewis was a four-year letterman at quarterback at East Stroudsburg (Pa.) State from 1959-62 and earned Little All-America honors during his playing days. In addition, Lewis spent two years in the Detroit Tigers' minor league system as a pitcher.

He and his wife, Sandy, reside in Ft. Lauderdale, and have two sons, Mark and Geoff, and three daughters-in-law, Lisa, Laurel and Dawn. Lewis was born on August 5, 1941, in Bristol, Pa.

BILL LEWIS COACHING HISTORY

- 1963-65 East Stroudsburg St. University – Quarterbacks/Receivers/Secondary Coach
- 1966-68 University of Pittsburgh – Defensive Backs Coach
- 1969-70 Wake Forest University – Defensive Backs Coach
- 1971-72 Georgia Tech – Defensive Backs Coach
- 1973-76 University of Arkansas – Defensive Backs Coach
- 1977-79 University of Wyoming – Head Coach
- 1980-88 University of Georgia – Defensive Backs (1980)
Defensive Coordinator/Defensive Backs (1981-88)
- 1989-91 East Carolina University – Head Coach
- 1992-94 Georgia Tech – Head Coach
- 1996- Miami Dolphins – Defensive Nickel Package Coach



ROBERT NUNN

Ass't Defensive Line/Def. Quality Control

College: Oklahoma State

NFL: Third Season

Dolphins: Third Season

Born: June 10, 1965



Robert Nunn is entering his third season as an NFL assistant and the second in his current position. He joined the Dolphins in 2000 after spending the previous nine years (1991-99) at Georgia Military College in Milledgeville, Ga. In his role with the Dolphins, Nunn is in charge of quality control on the defensive side of the ball, while also working with defensive line coach Clarence Brooks in tutoring the club's linemen.

Nunn first went to Georgia Military College as defensive coordinator in 1991. He was promoted to Head Coach and Athletic Director the following year, a position in which he served through 1999. In his eight seasons as Head Coach, Nunn led the school to a composite record of 66-19.

Nunn was a four-year letterman as a linebacker at Oklahoma State, from 1983-84 and 1986-87. In his first year at OSU, Nunn played under former Dolphins Head Coach Jimmy Johnson. He played for current Dolphins tight ends coach Pat Jones each of his final three seasons. Upon completing his collegiate career, Nunn spent the 1988 season as defensive line coach at Northeastern Oklahoma University. He left the following year to take the job as defensive ends coach at the University of Tennessee, a post that he manned for two seasons. In his first year with the Volunteers (1989), Nunn worked with current Dolphins defensive coordinator Jim Bates, who was Tennessee's linebackers coach that season.

Born June 10, 1965 in Apache, Oklahoma, Nunn has a daughter, Josie.

ROBERT NUNN COACHING HISTORY

1988	Northeastern Oklahoma University – Defensive Line Coach
1989-90	University of Tennessee – Defensive Ends Coach
1991-99	Georgia Military College – Defensive Coordinator (1991) Head Coach (1992-99)
2000-	Miami Dolphins – Assistant Defensive Line/Defensive Assistant (2000) Assistant Defensive Line/Defensive Quality Control (2001-)



MEL PHILLIPS

Secondary

College: North Carolina A&T

NFL: 23rd Season

Dolphins: 18th Season

Born: January 6, 1942



Mel Phillips enters his 18th season as a coach for the Dolphins, teaming with Bill Lewis in coaching the secondary for the seventh consecutive year. During his first 11 years with the club, Phillips was defensive backs coach.

Under Phillips, Dolphins defensive backs have had a knack for coming up with the big play, having returned 12 interceptions or fumbles for touchdowns over the last seven years. In Phillips' 17 previous seasons, the team's defensive backs have brought back a total of 23 interceptions or fumbles for touchdowns. In 1998, Miami registered an NFL-high 29 interceptions,

the second-most in team history, trailing only the 32 from 1978. In 2000, Phillips' unit again led the league in interceptions, snaring 28 enemy passes, including an AFC-high seven by strong safety Brian Walker. Cornerback Sam Madison and free safety Brock Marion were voted to the AFC Pro Bowl squad, the first time since 1974 that two Dolphins defensive backs were chosen for the Pro Bowl in the same season. All four starters in Miami's secondary tallied at least five interceptions in 2000, as the Dolphins became the first NFL team since the 1981 Tampa Bay Buccaneers to have at least four players record five or more interceptions in the same season. Last year, for just the third time in club history, the Dolphins led the NFL in pass defense as they allowed an average of only 176.8 yards per contest. Phillips has been instrumental in the development of Madison, who now has been voted to the Pro Bowl each of the last three years, the only cornerback in team history to earn that honor. In addition, Madison has recorded 22 interceptions over the last four years, tied for the most in the NFL during this four-year stretch.

Before coming to Miami in 1985, the 60-year-old Phillips previously held the same position for five seasons with the Detroit Lions (1980-84).

Phillips, a native of Shelby, N.C., played 12 seasons for the San Francisco 49ers (1966-77), including eight as a starter at strong safety. A tenacious hitter during his playing days, his career statistics include ten interceptions for 106 return yards (including a 35-yard TD in 1970). Phillips twice won the 49ers' Len Eshmont Award, symbolic of the team's most valuable player. Following his retirement from the 49ers, Phillips worked for the city of San Francisco's juvenile probation department until joining the Lions.

Collegiately, Phillips attended North Carolina A&T, where he played both ways as a defensive back and a running back. As a senior, he rushed for 648 yards and 11 touchdowns on 100 carries, and also caught 19 passes for 277 yards and four scores. That season (1965), A&T won the conference championship and Phillips intercepted two passes and rushed for two TDs in the title game. Phillips also lettered for the swimming and track teams at A&T.

Mel and his wife, Patricia, have two daughters, Paulette (6/4/67) and Yvette (5/9/73) and live in Miami Lakes. He was born on January 6, 1942, in Shelby, N.C.

MEL PHILLIPS COACHING HISTORY

1980-84 Detroit Lions – Defensive Backs Coach
1985- Miami Dolphins – Defensive Backs Coach (1985-95)
Secondary Coach (1996-)



BRAD ROLL


Assistant Strength and Conditioning

College: Stephen F. Austin

NFL: Tenth Season

Dolphins: Seventh Season

Born: July 4, 1958



The 2002 season will be the seventh that Brad Roll and Strength and Conditioning Coach John Gamble have worked alongside one another. Roll was named assistant strength and conditioning coach in 1996. He joined the club after three seasons as the head strength coach with the Tampa Bay Buccaneers. In addition to his duties with the team's strength program, on gamedays Roll is responsible for charting formations and personnel for the Dolphins' defense in the coaching booth.

Roll joined the Bucs as strength and conditioning coach in 1993 and was instrumental in helping to develop and implement the club's offseason conditioning program. He went to Tampa Bay after spending the 1989-92 seasons in a similar capacity at the University of Miami. While at UM, the team won the national championship in 1989 and 1991, and Roll worked with players such as Cortez Kennedy, Russell Maryland, Warren Sapp and Leon Searcy.

Prior to his arrival at Miami, Roll was the strength and conditioning coach at the University of Kansas from 1987-88, and while at the school, he worked closely with KU's 1988 national championship basketball team, which included Head Coach Larry Brown and forward Danny

Manning, who currently is playing in the NBA. From 1981-86, Roll served as the first full-time strength and conditioning coach at the University of Louisiana-Lafayette and he was a graduate assistant at Stephen F. Austin, his alma mater, in 1980.




Roll played collegiately at Blinn (Texas) Junior College and Stephen F. Austin, where he was a center. He holds a bachelor's and a master's degree in education. He also studied at the Moscow (Russia) Sports Institute during the summers of 1985 and 1986, as well as with the German Olympic weightlifting coaching and training staff in Leipzig in 1987.

Roll serves as treasurer of the National Football League Coaches Association, as well as the team representative for the organization. Roll is also a member of the board of the Biscayne Institute of Miami, an organization that serves as an after-school program for at risk teenage girls.

A native of Houston, Texas, Roll resides in Ft. Lauderdale.

BRAD ROLL COACHING HISTORY

1980	Stephen F. Austin University – Graduate Assistant
1981-86	University of Louisiana-Lafayette – Strength and Conditioning Coach
1987-88	Kansas University – Strength and Conditioning Coach
1989-92	University of Miami – Strength and Conditioning Coach
1993-95	Tampa Bay Buccaneers – Strength and Conditioning Coach
1996-	Miami Dolphins – Assistant Strength and Conditioning Coach

	BOB SANDERS			
	Linebackers			
	College: Davidson			
	NFL: Second Season			
	Dolphins: Second Season			
	Born: December 5, 1953			

Bob Sanders is entering his second season as an NFL assistant after spending the previous 22 years as an assistant at the collegiate level, including the final 11 years (1990-00) at the University of Florida.

In Sanders' first season with the Dolphins, middle linebacker Zach Thomas was voted to the Pro Bowl as he tied a career-high with 180 tackles. Sanders also oversaw the development of Morlon Greenwood, a third-round draft choice last year who started 12 games at strongside linebacker, and finished sixth on the team with 70 tackles.

Sanders coached virtually every position on the defensive side of the ball during his stint in Gainesville, including the 2000 season as the Gators' assistant defensive coordinator/linebackers coach. At Florida, Sanders was a part of five SEC championship teams, including the 1995 club that claimed the national title. While at Florida, the Gators ranked in the top ten in rushing defense in eight of his 11 seasons, including the three best performances in school history. They also finished first in the SEC in quarterback sacks four straight seasons (1996-99). In 1994, Sanders was named the SEC's Assistant Coach of the Year.

While at the University of Florida, Sanders tutored nine players who earned All-America accolades. He also coached such future first round draft choices as DE Kevin Carter, LB Jevon Kearse and DE Huey Richardson.

Sanders began his collegiate coaching career as an assistant at Georgia Tech in 1978. After spending one year as a high school head coach in 1979, Sanders re-joined the college ranks as an assistant at East Carolina University in 1980. Following a three-year stint as defensive line/linebackers coach with the Pirates, Sanders spent the next two seasons (1983-84) as linebackers coach at the University of Richmond. From 1985-89, he was as an assistant at Duke University, where he was co-defensive coordinator while also working with the team's defensive ends and outside linebackers. In his final season at Duke, the Blue Devils claimed the ACC championship as they posted a record of 8-4, the school's first conference title since 1965.

Sanders is a native of Jacksonville, N.C., where he prepped at Jacksonville High School. He went on to play collegiately at Davidson College, from 1973-75, and received his degree in political science from the school. He was born on December 5, 1953. Sanders and his wife, Kathie, have two daughters, Lindsay and Sarah, and a son, Robby.

BOB SANDERS COACHING HISTORY

1978	Georgia Tech University – Assistant Defensive Line Coach
1980-82	East Carolina University – Defensive Line/Linebackers Coach
1983-84	Richmond University – Linebackers Coach
1985-89	Duke University – Outside Linebackers/Defensive Ends/Co-Defensive Coordinator
1990-00	University of Florida – Defensive Ends Coach (1990) Banditbacks/Gatorbacks/Assistant Defensive Co-Coordinator (1991-93) Ass't Defensive Coordinator/Defensive Ends (1994-97) Ass't Defensive Coordinator/Defensive Ends/Strongside Linebackers (1998) Ass't Head Coach/Defensive Ends/Strongside Linebackers (1999) Ass't Defensive Coordinator/Linebackers (2000)
2001-	Miami Dolphins – Linebackers Coach



MIKE SHULA

Quarterbacks

College: Alabama

NFL: 15th Season

Dolphins: Fifth Season

Born: June 3, 1965



Mike Shula is entering his third season as the Dolphins' quarterbacks coach. He was named to his present position by Head Coach Dave Wannstedt on February 7, 2000. This is Shula's second stint with the Dolphins, having served as a coaches' assistant with the club from 1991-92. In addition, this marks his second stint working with Wannstedt, after Shula served as tight ends coach with the Chicago Bears under Wannstedt from 1993-95.

In Shula's two seasons as quarterbacks coach, Jay Fiedler has led the team to a record of 21-10 as a starter. Last year, he completed 60.7% of his passes, and threw for 3,290 yards and 20 touchdowns. He became just the second quarterback in club history to surpass the 3,000-yard passing mark in a season and the third to tally 20 touchdown passes. His completion percentage was the highest by a Dolphin (min. 75 completions) since 1995.

Shula re-joined the Dolphins organization after spending the previous four years (1996-99) as offensive coordinator with the Tampa Bay Buccaneers. The Bucs qualified for the playoffs in two of Shula's four seasons with the club, and in 1999 won the NFC Central Division and reached the NFC Championship game. Shula got his initial NFL coaching post in 1988 with the Bucs, as an offensive assistant. He was promoted to quarterbacks coach in 1990, and spent one year in that post.

Shula was a four-year letterman (1983-86) as a quarterback at the University of Alabama, where he started each of his final three seasons. He completed 298 of 552 passes for 3,881 yards with 33 touchdowns and 30 interceptions in his collegiate career. He was a two-time All-SEC selection and led the Crimson Tide to victories in the Aloha Bowl and Sun Bowl over his final two seasons. As a junior, he became only the second Alabama quarterback ever to throw for more than 2,000 yards in a season. He earned his bachelor's degree in labor relations from Alabama. Shula was a 12th-round draft choice of Tampa Bay in 1987 and was on the Bucs' roster for part of the '87 season.

A native of Miami, Shula is the son of former Dolphins Head Coach Don Shula (1970-95), the winningest coach in NFL history and a member of the Pro Football Hall of Fame. Mike prepped at Miami's Columbus High School where he was an all-state performer his senior season when he led the school to the state championship game. He also earned all-state accolades as a senior. He was born on June 3, 1965, in Baltimore, Md. Shula and his wife, Shari, have a daughter, Samantha.

MIKE SHULA COACHING HISTORY

1988-90	Tampa Bay Buccaneers – Offensive Assistant (1988-89) Quarterbacks Coach (1990)
1991-92	Miami Dolphins – Coaches' Assistant
1993-95	Chicago Bears – Tight Ends Coach
1996-99	Tampa Bay Buccaneers – Offensive Coordinator
2000-	Miami Dolphins – Quarterbacks Coach



TONY WISE

Offensive Line

College: Ithaca College
NFL: 14th Season
Dolphins: Second Season
Born: December 28, 1951



Tony Wise was named the Dolphins' offensive line coach on January 15, 2001 by Head Coach Dave Wannstedt. Wise, a veteran of 13 seasons in the NFL coaching ranks, served in the same capacity with the Carolina Panthers for two seasons (1999-00) prior to his arrival in Miami.

Last year, the Dolphins offensive line allowed just 27 sacks, tied for fifth-fewest in the NFL.

In Wise's first year with the Panthers, the offensive line led a rushing attack that averaged 4.3-yards per rush attempt, the fifth-best figure in the league. Prior to his stint in Carolina, Wise worked with Wannstedt for six years with the Chicago Bears. He was the team's offensive line coach from 1993-94, and added the title of assistant head coach from 1995-98. In four of those six seasons, the Bears ranked in the top ten in the NFL in fewest sacks allowed, including a number one finish in 1995 (15 sacks).

Wise embarked on his NFL coaching career in 1989 with the Dallas Cowboys, and guided that club's offensive line through 1992. In his final season there, Wise's unit allowed the second-fewest sacks in the NFL (23) as Dallas captured the first of two straight Super Bowl titles.

Wise began his coaching career in 1973 tutoring the outside linebackers at Albany State. He then spent a year each at Bridgeport, Central Connecticut and Washington State, before moving on to the University of Pittsburgh, where he served from 1977-78, and worked with former Dolphins Head Coach Jimmy Johnson, Wannstedt and current Dolphins tight ends coach Pat Jones. Wise joined the Oklahoma State staff in 1979, and had a five-year stint with the Cowboys. During that time, Johnson was the head coach, and both Wannstedt and Jones served on the staff as well. He then spent one year at Syracuse (1984), before re-joining Johnson and Wannstedt at the University of Miami from 1985-88, where he was part of the Hurricanes' 1987 National Championship team.

From 1969-72, Wise was an offensive lineman at Ithaca College, where he also lettered in lacrosse. He also played on the school's hockey team as well. Prior to that, he attended Shaker High School in his hometown of Latham, N.Y. Wise was born on December 28, 1951 in Albany, N.Y.

TONY WISE COACHING HISTORY

1973	Albany State – Outside Linebackers Coach
1974	Bridgeport – Offensive Line Coach
1975	Central Connecticut State – Offensive Line Coach
1976	Washington State – Assistant Offensive Line Coach
1977-78	University of Pittsburgh – Assistant Offensive Line Coach
1979-83	Oklahoma State – Offensive Line Coach
1984	Syracuse – Offensive Line Coach
1985-88	University of Miami (Fla.) – Offensive Line Coach
1989-92	Dallas Cowboys – Offensive Line Coach
1993-98	Chicago Bears – Offensive Line Coach (1993-94) Assistant Head Coach/Offensive Line (1995-98)
1999-00	Carolina Panthers – Offensive Line Coach
2001-	Miami Dolphins – Offensive Line Coach

FOOTBALL OPERATIONS



RICK SPIELMAN

Senior Vice President - Football Operations/Player Personnel

College: Southern Illinois

NFL: 12th Season

Dolphins: Third Season

Born: December 2, 1962



Rick Spielman begins his third season with the Dolphins and the first in his current position after spending his first two years with the club as Vice President-Player Personnel (2000-01). Spielman joined the Dolphins from the Chicago Bears, where he served as that club's Director of Pro Personnel since 1997.

In his role with the Dolphins, Spielman is responsible for overseeing college scouting, the college draft, pro scouting, free agency and the day-to-day player personnel evaluations on both levels. He also monitors the Dolphins' salary cap and contract negotiations, and oversees all the non-coaching football operations and support staff.

Since his arrival in May of 2000, Spielman has used free agency, trades and the waiver system to bring in such players as Jeff Ogden, Jed Weaver and James McKnight, all of whom have made critical contributions to Miami's success over the past two seasons. In addition, under Spielman's direction, the club has been able to sign many key performers to long-term contract extensions, including Sam Madison, Daryl Gardener, Patrick Surtain, Derrick Rodgers, Olindo Mare, Jason Taylor and Jay Fiedler, in addition to acquiring running back Ricky Williams from New Orleans this offseason.

In the Dolphins' first draft under Spielman's direction in 2001, three of the team's top four draft choices made significant contributions. Second round pick Chris Chambers, was a consensus all-rookie choice, third round choice, linebacker Morlon Greenwood, earned a starting spot by the third week of the season, and running back Travis Minor, another third-round pick, served as the team's third-down back and finished third on the club in rushing and second among running backs with 29 receptions.

Prior to joining the Bears organization in 1997, Spielman spent seven seasons in the player personnel department of the Detroit Lions, including the final two (1995-96) as a pro scout and advance scout. He also was responsible for scouting college players during his tenure in Detroit.

A linebacker at Southern Illinois University from 1983-86, Spielman attended NFL training camps with both the San Diego Chargers (1987) and Detroit Lions (1988) before earning his master's degree from Ohio State in 1989.

A native of Massillon, Ohio, Spielman is the older brother of Chris Spielman, a former Pro Bowl linebacker with the Detroit Lions (1988-95) and Buffalo Bills (1996-98). Rick and his wife, Michele, have two sons, Ronnie and J.D., and they reside in Davie.

DOLPHINS IN SEASON OPENERS

In season openers, Miami is 21-14-1. The Dolphins are 14-10-1 in season openers on the road and 7-4 in season openers which have been at home. The Dolphins have won ten straight league-openers dating back to 1992, the longest current streak in the NFL. In fact, that streak is the second-longest in NFL history, trailing only the 17-game winning streak that the Dallas Cowboys compiled from 1965-81. The last time the Dolphins dropped a season-opener was on September 1, 1991 when the Buffalo Bills handed them a 35-31 defeat at Ralph Wilson Stadium.

DOLPHINS

FACT



RON LABADIE

Director of College Scouting

College: Adrian
NFL: 13th Season
Dolphins: 13th Season
Born: April 7, 1949



Ron Labadie was named the Dolphins' Director of College Scouting on May 9, 2001. He was promoted to the post after spending his first 11 years with the club scouting the midwestern states for the Dolphins.

Labadie, 53, joined the Dolphins after serving as head football coach and athletic director at Adrian College. A 1971 graduate of Adrian, Labadie returned to the school as head football coach in 1982. Through his eight seasons as head coach of the Bulldogs, he posted a 53-20 (.730) collegiate record. He guided the Bulldogs to MIAA Championships in 1983, 1988 and '89, as well as leading his team to NCAA Division III playoff berths in 1983 and 1988. He was given the additional responsibilities of Director of Athletics for Men in May, 1985.

Before returning to Adrian, Labadie served as head football coach at Marshall High School (1974-81), compiling a 42-30 overall record, including a 39-15 mark over his last six years. Under Labadie, Marshall captured Twin Valley Conference Championships in 1976 and '77.

A native of Paw Paw, Michigan, Labadie earned the school's most valuable player award three times (1968-70) and was named captain of the 1969 and '70 teams. He earned first team All-MIAA honors and led the conference with 10 touchdowns in five MIAA games as a senior. He was inducted into the school's Athletic Hall of Fame in 1981.

Labadie and his wife, Marilynn, have three children, Lisa (27), Brad (24) and Ben (20).



GEORGE PATON

Director of Pro Personnel

College: UCLA
NFL: Sixth Season
Dolphins: Second Season
Born: May 5, 1969



George Paton was named the Dolphins' Director of Pro Personnel on June 4, 2001. He joined the club after spending each of the previous four seasons in the player personnel department of the Chicago Bears.

With Miami, Paton is responsible for monitoring the rosters of all 32 NFL clubs, as well as the rosters of teams in all other professional leagues. He also serves as an advance scout for the Dolphins' next opponent.

Paton was a pro scout in his first three years (1997-99) with the Bears, before being elevated to Assistant Director of Pro Personnel in 2000. During his tenure in Chicago, Paton was involved in evaluating players in all professional leagues, advance scouting, free agency and the NFL Draft.

Paton was a four-year letterman (1988-91) as a defensive back at UCLA, where he was a part of two Bruin teams that earned Bowl berths. Upon graduating with a degree in history in 1992, Paton played in professional football leagues in both Italy and Austria. Following that, he went into computer software sales while also working as an assistant football coach at his prep alma mater, Loyola High School in Los Angeles.

Paton (pronounced PAY-ton) was born on May 5, 1969 in Los Angeles.



TOM HECKERT

Assistant Director of Pro Personnel

College: Youngstown State

NFL: 21st Season

Dolphins: 14th Season

Born: September 18, 1938



Tom Heckert, Sr. is beginning his 14th season with the Dolphins in 2002 and the third in his current role. He initially joined the Dolphins in 1989 as Director of College Scouting, and spent three years in that position. He was named Director of Player Personnel in 1992 and Vice President - Player Personnel in 1995. He spent the 1996-99 seasons as the club's Director of Pro Personnel.

During Heckert's three years as Director of College Scouting, the Dolphins used the draft to add such players as Richmond Webb, Keith Sims, Bryan Cox, Troy Vincent, Marco Coleman, and Dwight Hollier to their roster. In fact, those three drafts produced seven starters, three Pro Bowl selections (Cox, Sims, and Webb) and two Rookie of the Year selections (Coleman and Webb). In Heckert's eight seasons in pro personnel, the Dolphins added such players as Keith Jackson, Irving Fryar, Ron Heller, Trace Armstrong, Terrell Buckley, Olindo Mare, Brock Marion, Oronde Gadsden and Mark Dixon.

Heckert has a varied background in football, including spending seven years as a college scout with the Tampa Bay Buccaneers and the Cleveland Browns. He also has both administrative and coaching experience on the collegiate level as well.

Heckert joined the Dolphins after serving two years (1987-88) as a national scout for the Buccaneers. Prior to joining the Bucs in 1987, he spent the previous five seasons (1982-86) as the Midwest area scout for the Browns.

A 1961 graduate of Youngstown (Ohio) State, he began his coaching career as an assistant at Fitch High School in Youngstown in 1961 before a two-year hitch as a Lieutenant in the U.S. Army. He returned to Fitch where he stayed through 1965 prior to enrolling as a graduate assistant at Kent State, where he earned a master's degree in education. He served as Head Coach at Maumee (Ohio) High School in 1967 and 1968 and then moved up to the college ranks as an assistant at Adrian (Michigan) College from 1969-72. He was named Head Coach at Adrian in 1973 and Athletic Director in 1977, where he remained until joining the Browns in 1982. His overall record as a Head Coach at Adrian was 43-36-2. His last three teams there were a combined 23-3-1, including a 9-0 season in 1980.

Heckert and his wife, Rose (married 12/29/62), have two children, Kim and Tom, Jr., and five grandchildren. Tom, Jr. is Director of Player Personnel for the Philadelphia Eagles, after having served with the Dolphins for ten years (1991-00).



TOM BRAATZ

College Scout

College: Marquette

NFL: 38th Season

Dolphins: 11th Season

Born: May 12, 1933



Tom Braatz is entering his second season in his current role after serving as the team's Director of College Scouting from 1992-01. During his nine-year tenure as the club's Director of College Scouting, Braatz played a key role in the selection of a number of players who made

an immediate impact as rookies, including the 1994 NFL Defensive Rookie of the Year, defensive lineman Tim Bowens, wide receiver O.J. McDuffie, linebackers Zach Thomas and Derrick Rodgers, defensive linemen Daryl Gardener and Jason Taylor, cornerbacks Sam Madison and Patrick Surtain, offensive tackle Todd Wade, a consensus all-rookie selection in 2000 as a second-round draft choice, and wide receiver Chris Chambers, a consensus all-rookie choice last year, who also was a second round pick.

Braatz joined the Dolphins with a wealth of NFL experience and is regarded as one of the leading personnel experts in professional football. He is a veteran of 37 years in the NFL as a front office executive, personnel director, and talent scout with the Atlanta Falcons, the Green Bay Packers, and the Dolphins.



Including his stint as a player, the 2002 season will mark the 42nd that Braatz has been associated with the NFL.

From 1987 through 1991, Braatz served as Executive Vice President of Football Operations for the Packers, where his duties included the hiring and managing of the scouting staff, conducting the college draft, handling trades and waivers, and conducting contract negotiations with players.

Before joining the Packers on January 31, 1987, Braatz was a member of the Atlanta Falcons' front office since the club's inception in 1965. He joined the team as an area scout, and went on to hold a number of positions with the Falcons, including Director of Player Personnel, Director of Scouting, and General Manager. While in Atlanta, Braatz's principal responsibility was overseeing the draft, where he was responsible for bringing a number of Pro Bowl players to the Falcons including William Andrews, Gerald Riggs, Mike Kenn, Bill Fralic, and Steve Bartkowski. He also handled most of the club's contract negotiations in the later years of his tenure with the Falcons.

Before beginning his executive career in the NFL, Braatz played with the Washington Redskins as a linebacker and closed out his pro career under Tom Landry with the Dallas Cowboys in their charter 1960 season. He played collegiately at Marquette University, where he captained the school's football team as a senior.

Braatz, 69, and his wife, Jeri, have two sons, Tommy, 39, and Jon, 35.

	JOHN CREA	
	College Scout	
	College: University at Albany NFL: 11th Season Dolphins: Second Season Born: September 28, 1951	

John Crea is entering his second season as a member of the Dolphins' scouting staff. In his role, Crea is responsible for scouting the midwest in the team's scouting system.

Crea joined the Dolphins after spending the previous nine years (1992-00) as a scout with the New York Giants.

A native of Staten Island, New York, Crea began his collegiate career at the University of Utah, where he performed on the school's track team. He then transferred to the University at Albany, where he played three years as a defensive back and wide receiver on the school's football team. After receiving his degree in English and communications from Albany, Crea went on to earn his master's in physical education from Arizona State, where he also served as a graduate assistant coach on the football staff. Crea held collegiate assistant posts at Albany, Kean College, Frostburg (Md.) State and Holy Cross before being named head coach at William Patterson College in New Jersey in 1982. After six years in that position, he left to become head coach at Methodist College in Fayetteville, North Carolina in 1988 and remained there through the 1991 season.

Crea and his wife, Kathleen, have a daughter, Kelly (19). He was born on September 28, 1951.



ADAM ENGROFF

College Scout

College: Kansas State
NFL: Fourth Season
Dolphins: Fourth Season
Born: September 23, 1974



Adam Engroff is entering his fourth season with the team and his first as a college scout after spending 2001 as the club's college scouting coordinator. In his current role, Engroff covers the western portion of the country in the team's scouting system.

Engroff first joined the Dolphins in 1999 in the team's college scouting department. During that time, he performed a myriad of functions, including college scouting and draft preparation. Prior to his tenure with the Dolphins, Engroff worked in football operations for the Orange Bowl Committee from 1998-99. He also worked for the Prep Recruiting Network from 1997-98, where he scouted high school football players.

A native of Topeka, Kansas, Engroff received his undergraduate degree from Kansas State in 1997. He went on to earn his master's in sports administration from Lynn University in Boca Raton, Fla., in 2000.

Engroff and his wife, Beth, reside in Tamarac, Fla.



CHRIS GRIER

College Scout

College: Massachusetts
NFL: Eighth Season
Dolphins: Third Season
Born: March 24, 1970



Chris Grier begins his third season with the Dolphins after spending the previous five years in the personnel department with the New England Patriots. In his role with Miami, Grier scouts the southeast region of the United States.

Grier started with the Patriots as an intern in 1994. He joined the club on a full-time basis the following year, and served as a regional scout until joining the Dolphins.

Grier is a 1994 graduate of the University of Massachusetts-Amherst where he played football for two years before injuries ended his career. He spent his final two years there as an undergraduate assistant.

Grier is the son of Bobby Grier, the former Vice President-Player Personnel with the New England Patriots who currently is the Associate Pro Personnel Director with the Houston Texans. Chris' brother, Michael, plays for the NHL's Edmonton Oilers.

A native of Holliston, Mass., Grier was born on March 24, 1970 in Detroit, Michigan. He resides in Weston, Fla. with his wife, Paige, and their son, Landon (1).



ANTHONY HUNT

College Scout

College: St. Thomas

NFL: Ninth Season

Dolphins: Ninth Season


Born: November 7, 1971



Anthony Hunt begins his ninth season with the Dolphins and his third as a college scout. Hunt serves as the team's Regional/BLESTO scout while also scouting the northeast and mid-west areas in the Dolphins' scouting system.

Hunt joined the Dolphins in 1994 following his graduation from St. Thomas University in Miami. In his first six years with the club, Hunt worked in both pro and college scouting.

A Miami native, Hunt attended Archbishop Curley-Notre Dame High School. Born November 7, 1971 in Miami, Hunt and his wife, Suzy, reside in Flemington, New Jersey, with their son, Keaton.



GREG JEFFRIES

College Scout

College: Virginia

NFL: First Season

Dolphins: First Season

Born: October 16, 1971



Greg Jeffries is entering his first season as a scout with the Dolphins following an eight-year career as a defensive back in the NFL, the last two of which were spent with the Dolphins. In his role, Jeffries is responsible for the northeastern United States in the team's scouting system.

Jeffries was a sixth-round draft choice of the Detroit Lions in 1993. He played six seasons with Detroit before signing with Miami as an unrestricted free agent in 1999. He played the next two seasons with the Dolphins. In his eight-year career (1993-00), Jeffries played in 110 regular season games, starting 10 of them. He posted 165 tackles, three interceptions, 17 passes defended, one fumble recovery and one forced fumble. He added 44 tackles on special teams. He had the most productive season of his career in 1996 as a member of the Lions when he registered 54 tackles and an interception.


Jeffries lettered four years (1989-92) at the University of Virginia, the final two as a starter. A native of High Point, N.C., Jeffries attended T.W. Andrews High School. Born October 16, 1971 in High Point, N.C., Jeffries and his wife, Pasche, reside in Jamestown, N.C., with their son, Caleb (12/15/00).

DOLPHINS

DOLPHINS 53-12 WITH 25 OR MORE CARRIES

Over the past six years a common theme has developed with the Dolphins running game. During this span, the Dolphins are 53-12 in the regular season when they have had 25 or more rushing attempts, including a mark of 9-3 in 2001. In contests in which they have had less than 25 rushing attempts, Miami is 5-26, including a mark of 2-2 in 2001.

FACT



JOHNATHON STIGALL

College Scout

College: DePauw

NFL: Third Season

Dolphins: Third Season

Born: December 12, 1975



Johnathon Stigall is entering his third NFL season on a full-time basis. Prior to joining the Dolphins in 2000, he spent the 1999 season as an intern in the player personnel department of the Chicago Bears, where he worked in both the pro and college areas. In his role with the Dolphins, Stigall is responsible for scouting the central portion of the United States.

Stigall was a four-year letterman (1995-98) as a running back at DePauw University in Greencastle, Indiana. He was an all-conference selection and a second-team Division III All-America choice following his senior season of 1998 when he rushed for 847 yards and 11 touchdowns on 168 attempts and caught 24 passes for 500 yards and six touchdowns. In his career, Stigall amassed 2,415 yards rushing and 27 touchdowns on 532 carries, and had 93 receptions for 1,378 yards and 14 touchdowns. He graduated from DePauw in 1998 with a major in sports science and a minor in education.

Stigall is a native of Oxford, Ohio where he attended Talawanda High School. Born December 12, 1975 in Oxford, he is single and resides in Kansas City, Mo.

NATE SULLIVAN

Pro Scout

College: California-Santa Barbara

NFL: Sixth Season

Dolphins: Sixth Season

Born: February 28, 1971



Nate Sullivan was elevated to his current post in 2001 after spending each of the previous four seasons in the team's pro personnel department. In his role, Sullivan helps to evaluate talent in the NFL and other professional leagues. He also has additional administrative duties in the college area as well.

After joining the club in 1997, Sullivan performed a variety of functions in the pro personnel department including advance scouting and player evaluation.

A 1996 graduate of the University of California-Santa Barbara, Sullivan earned his master's degree in sports administration from St. Thomas University in Miami in 1998.

A native of Pleasant Hill, Calif., Sullivan is single and resides in Davie. He was born on February 28, 1971 in El Segundo, Calif.



KEVIN O'NEILL

Head Athletic Trainer

College: Pittsburgh

NFL: 14th Season

Dolphins: Seventh Season

Born: August 2, 1954



Kevin O'Neill joined the Dolphins on March 1, 1996, as Head Athletic Trainer after serving seven seasons in a similar capacity with the Dallas Cowboys. Along with Troy Maurer and Ben Westby, O'Neill is responsible for the day-to-day treatment of injured Dolphins players in coordination with the club's medical staff. He also has other specific administrative duties as assigned by Dolphins Head Coach Dave Wannstedt.

With the Cowboys, O'Neill was part of three Super Bowl championship teams. He also was a member of a National Championship club during his four years (1985-88) as Head Athletic Trainer at the University of Miami (Fla.).

A graduate of the University of Pittsburgh, O'Neill earned his master's degree in physical education from the University of Arizona while serving as athletic trainer for Catalina High School in Tucson, Ariz. O'Neill spent three years as the head athletic trainer at Oregon State, and one year at the University of Central Florida before joining the University of Miami.

A native of Pittsburgh, O'Neill and his wife, Anne, have two daughters, McKenzie and Kaitlyn, and live in Fort Lauderdale.



TONY EGUES

Equipment Manager

College: St. Thomas

NFL: 11th Season

Dolphins: 11th Season

Born: December 22, 1969



Tony Egues begins his eighth year as Dolphins equipment manager after serving in a number of positions in his three previous seasons with the club. Egues is responsible for issuing and ordering all playing equipment for the team. In addition, Egues, along with assistants Charlie Thiele and Joe Cimino, coordinates the transport of the club's equipment to and from each road site, including an American Bowl game in Mexico City in 1997.

The 32-year old Egues began his career with the Dolphins on a part-time basis as an equipment assistant, then joined the club full-time in 1992 as an administrative assistant to the coaching staff. He was named as assistant equipment manager in 1994 and then was promoted to his current position prior to the start of the 1995 season. Egues also was elected by NFL Properties the past four years to serve on their Pro Line advisory board and he was recently elected by his colleagues to serve on the NFL Equipment Managers Committee.

In 2000, Egues was named the Athletic Equipment Managers Association (A.E.M.A.) District III Equipment Manager of the Year.

In 1999, Egues played "Sal the Trainer" in Oliver Stone's movie, "Any Given Sunday," starring Al Pacino and Cameron Diaz. He also served as the film's Technical Advisor.

Egues, and his wife, Lissette, reside in Pembroke Pines, with their daughter, Alexandria.



DAVID HACK

Video Director

College: Miami (Fla.)

NFL: 29th Season

Dolphins: 29th Season

Born: July 16, 1952



David Hack begins his 18th season with the Dolphins as the club's video director after having served 11 seasons as an assistant in the department. Hack and his assistant, Robert Hack, have the responsibility for providing the coaching and player personnel staffs with their audio/visual needs. They videotape all practices and games and maintain an extensive tape and film library.

During his 28 years with the Dolphins, Hack has shot two Super Bowls and also coordinated the team's video operations on international trips to London, Berlin, Tokyo and Mexico City. He and Robert have also been selected by the NFL to shoot numerous college bowl and all star games, including the Orange Bowl, CarQuest Bowl and Senior Bowl All-Star games. In addition, Hack serves as the AFC East representative to the NFL Video Director's quality control committee.

One of the longest tenured Dolphins employees, Hack holds the distinction of being the only person to be in attendance for all of former quarterback Dan Marino's 242 regular season and 18 playoff games (other than Marino).

Hack and his wife of 27 years, Connie, reside in Pembroke Pines and have two children, Heather (23) and Brett (20).

PRONUNCIATION GUIDE

John Crea
Oronde Gadsden
Scott Galyon
Zak Kustok
Tim Levick
Omare Lowe
Olindo Mare
Adewale Ogunleye
Vitaly Pisetsky
Casey Roussel
Sulecio Sanford
Leon Searcy
Justin Seaverns
Patrick Surtain
Joshua Symonette

—
—
—
—
—
—
—
—
—
—
—
—
—
—
—
—

CRAY
oh-RON-day
rhymes with Stallion
KU-stock
LEV-chick
Oh-MAR-ee
oh-LEND-oh, MAR-ray
add-uh-wallay, oh-goon-lay-eh
Vih-TALLY, Pih-SET-skee
Ru-SELL
Suh-LAY-see-oh
SIR-see
SEA-vern's
SIR-tan
sim-oh-NET

DOLPHINS

DOLPHINS ARE 20-19 IN PLAYOFF GAMES

The Dolphins are 20-19 in the playoffs. The Dolphins own a record of 6-5 in AFC First-Round/Wild Card Playoffs, 7-9 in Divisional Playoffs, 5-2 in AFC Championships and 2-3 in Super Bowls. In the playoffs, Miami is 15-6 at home, 3-10 on the road and 2-3 on neutral sites.

FACT



Dr. George Caldwell
Chief Team Physician/
Orthopedic Consultant



Dr. Dan Kanell
Team Physician/Orthopedic Consultant



Dr. Erol Yoldas
Team Physician/Orthopedic Consultant



Dr. Frank Finlon
Team Physician/Internal Medicine



Dr. Gerald Kuykendall
Team Physician/Internal Medicine



Dr. Paul Heinemann DDS
Consultant/Sports Dentistry



Dr. Robert Davis
Consultant/Optometry & Vision Training



Dr. James Morris
Consultant/Optometry & Vision Training



Dr. Spencer Baron
Consultant/Chiropractic Physician



Dr. Ken Stein
Consultant/Radiology and
Diagnostic Testing



Troy Maurer
Assistant Athletic Trainer



Ben Westby
Assistant Athletic Trainer/
Director of Rehabilitation

MIAMI DOLPHINS IN THE COMMUNITY

The Miami Dolphins take great pride in playing an active role in the South Florida community. By lending support to both civic and community based charitable causes, the Dolphins are able to make an impact in the lives of those who need it the most.



Linebacker Twan Russell gives advice on life both on and off the field to local high school football teams as part of the Play it Smart program.



Cornerback Patrick Surtain and defensive tackle Jermaine Haley put smiles on the faces of kids in local hospitals.

The support that the Dolphins are able to provide comes from the teamwork of current and alumni coaches and players, cheerleaders, T.D. (the Dolphins mascot) and front office personnel all working together toward the common goals of helping those in need and supporting the community that has always been there to support the Miami Dolphins.

MIAMI DOLPHINS FOUNDATION

The Miami Dolphins Foundation was established in 1995 as the fundraising arm of the Miami Dolphins Football Team. The Dolphins, through the Foundation, have made a commitment to the betterment of South Florida youth through a direct focus on, but not limited to, educational, health, social and community service issues.



The Miami Dolphins Foundation contributes, whenever possible, to charitable groups that are compatible with the philosophy of the Foundation. Resources for contributions are procured through various fundraising events throughout the year.



Under the leadership of team President Eddie Jones (right), the Dolphins give back to South Florida community.

HABITAT FOR HUMANITY

For several years the Miami Dolphins have joined with Habitat for Humanity in sponsoring a home building project for an underprivileged family. In addition to helping build the home, defensive



Safety Shawn Wooden (left) and cornerback Sam Madison give time and financial backing to Habitat for Humanity.



Running back Ricky Williams paints a wall during the annual Habitat For Humanity Building Blitz.

backs Sam Madison and Shawn Wooden both make a monetary contribution to Habitat for Humanity for each game they play in as part of the "Home Team."

EDUCATIONAL PARTNERSHIPS

The Miami Dolphins understand that the education of our South Florida youth is of utmost importance. It is for this reason that the Dolphins have partnered with both Broward and Miami-Dade County Public Schools on several extensive programs.

• Student of the Week Program

— working in conjunction with Pro Player Stadium, the Miami Dolphins honor a selected student from each partner school at each regular season home game. The students are selected by their principals and teachers for their citizenship and classroom achievements. In recognition of their accomplishments they are presented with a plaque by Marti Huizenga, wife of Dolphins owner Wayne Huizenga, during an on-field presentation.



Marti Huizenga, wife of team owner Wayne Huizenga, presents plaques to students from each partner school from Miami-Dade and Broward Counties.

• **Teacher of the Year Awards** — one teacher from each partner school is selected as a Teacher of the Year and is recognized for their accomplishments during a pre-game, on-field presentation.

• **Pro Player Stadium/Miami Dolphins Scholarship** — a \$1,000 scholarship is awarded annually to both a Miami Carol City High School and Miramar High School senior who demonstrates strong community service along with a solid academic performance. A \$500 honorable mention scholarship is also awarded.

DAILY BREAD FOOD BANK

The Miami Dolphins have an ongoing relationship with the Daily Bread Food Bank, an organization that provides food to the needy throughout South Florida. The Miami Dolphins team up with the Daily Bread Food Bank on the following projects:

• **Canned Food Drive** — each year the "Make A Difference at the Holidays" canned food drive is held at a Dolphins home game prior to Thanksgiving. This year's canned food drive will take place prior to the game against the San Diego Chargers on Sunday, November 24. Fans are encouraged to deposit canned goods and other non-perishable food items in collection containers located at each entrance to the stadium.



Dol-Fans have always been generous with their contributions to the Dolphins' canned food drive.

• **Holiday Dinner** — several Miami Dolphins players take time during the December holidays to serve lunch at the Broward County Partnership for the homeless, a shelter that provides assistance to families and individuals in need, thanks to food donations provided by the Daily Bread Food Bank, Publix Supermarkets and Hormel.



Dolphins safety Shawn Wooden (left) and wide receiver Dedric Ward serve lunch during the holidays.

• **Thanksgiving Turkey Giveaway** — the Miami Dolphins organization, along with the coaches, players and staff, contribute monetary donations to purchase turkeys for underprivileged families in South Florida. Dolphins players join volunteers from the Daily Bread Food Bank to distrib-



Safety Brock Marion leads the charge by donating \$75 per tackle as part of his "Tackles for Hunger" program.

ute turkeys to various agencies affiliated with the Daily Bread Food Bank.

HEALTHSOUTH DOCTORS HOSPITAL/MIAMI DOLPHINS CHARITY GOLF TOURNAMENT

The HEALTHSOUTH Doctors Hospital/Miami Dolphins Charity Golf Tournament is held annually to benefit the Miami Dolphins Foundation. One of the recipients of the funds raised since the tournament's inception in 1998 is former Dolphins All-Pro defensive end Doug Betters, who suffered a spinal cord injury as the result of a skiing accident in his native Montana. The tournament has grown to become a major fundraising event for the Miami Dolphins Foundation. Each year more than 50 current and former players and coaches participate in the tournament which has raised over \$400,000 in its five years of existence.



Former defensive end Doug Betters (right) chats with some of his former teammates prior to the golf tournament.

THE MIAMI PROJECT TO CURE PARALYSIS

The Miami Dolphins and The Miami Project to Cure Paralysis enjoy a long-term relationship in the battle to defeat paralysis caused by spinal cord injury. During the 2001 season, linebacker Zach Thomas and defensive end Jason Taylor teamed up to put a "Crunch on Paralysis" by making a donation for every sack and tackle they made. The duo raised nearly \$38,000 for the charity last season.



Linebacker Zach Thomas (left) and defensive end Jason Taylor, pictured with Marc Buoniconti, helped raise nearly \$38,000 for the Miami Project.

HOLIDAY HOSPITAL VISITS

Each year during the holiday season, Dolphins players, cheerleaders and mascot, T.D., visit area hospitals to brighten the holidays of sick children who are not able to go home for the holidays. While at the hospitals, the players, cheerleaders and mascot visit with the children, take pictures with



Quarterbacks Ray Lucas (left) and Jay Fiedler were among several Dolphins who visited children in local hospitals during the holidays.

them, sign autographs and give out Dolphins souvenirs for all the children they visit.

TOYS FOR TOTS

Each year, at a Miami Dolphins home game in December, the team sponsors an annual toy drive for underprivileged children in the South Florida community. This season's Toys For Tots drive will take place when the Dolphins play host to the Oakland Raiders on Sunday, December 15. Dolphins fans are encouraged to drop off new, unwrapped toys at entry gates on their way into the stadium. The toys are then distributed through the United States Marine Corps to the less fortunate families in the local area.

COMMUNITY QB AWARD

In its third year, the NFL Community Quarterback Award recognizes community and youth volunteers in each of the 32 NFL markets who demonstrate leadership, dedication and a commitment to bettering the community in which they live. Each NFL team selects ten finalists, with each finalist receiving grants of \$1,000 for their organization. Those ten finalists are narrowed down to two runner-ups and a winner. The winner receives a \$10,000 grant to their organization, while the runner-ups receive grants of \$2,500.



Dolphins Head Coach Dave Wannstedt (right) with Ian Amber, the winner of the 2001 NFL Community Quarterback award.

DRUG ABUSE RESISTANCE EDUCATION (D.A.R.E.) PROGRAM

Dolphins coaches and players recognize the importance of educating the youth in our local communities about the dangers associated with alcohol, drug, tobacco and domestic abuse. In an effort to offer alternatives to these vices, the



Linebacker Morlon Greenwood speaks with fifth graders at a D.A.R.E. graduation.

Miami Dolphins work closely with area police departments by providing players and coaches to speak at graduation ceremonies for students who successfully complete the D.A.R.E. program offered at their school.

UNITED WAY

Along with the NFL, the Miami Dolphins actively support the United Way through monetary contributions made by the coaches, players and staff. In addition, the Dolphins also work closely with the United Way of Miami-Dade, Broward and Palm Beach counties on several projects throughout the year, including filming a PSA featuring a prominent Dolphins player as spokesman and providing in-stadium signage and scoreboard announcements throughout the season.

Dolphins players also participate in the NFL/United Way Hometown Huddles Day, a national day of community service.

MAKE-A-WISH FOUNDATION

The Make-A-Wish Foundation and the Miami Dolphins have developed a close relationship over the years in granting wishes of terminally ill children. Make-A-Wish children are given the opportunity to visit Dolphins Training Camp to watch practice and have a private meet and greet with their favorite Dolphins players. They also attend a home game and meet with coaches and players during a post-game visit.



Kicker Olindo Mare signs autographs for a Make-A-Wish child following a Dolphins game.

PRUDENTIAL NO PASSING ZONE

The Miami Dolphins defensive backs as a unit have donated three tickets per player (total of 27 per game) for all the Dolphins home games to the Boys and Girls Clubs of Broward County for the past five seasons. For the 2001 season, Prudential joined the defensive backs in providing Broward Boys



Through the combined efforts of Prudential and the Dolphins' defensive backs, a total of 2,400 tickets for the 2001 season were donated to the Broward Boys and Girls clubs.

and Girls Clubs members with a total of 2,400 tickets for the season. In addition to the tickets, Prudential supplied each child with a Prudential No Passing Zone t-shirt and poster as well as a hot dog and soda at the game.

Prudential and the Miami Dolphins defensive backs will continue this program during the 2002 season.

CYSTIC FIBROSIS FOUNDATION



Tackle Todd Wade (left) and fullback Rob Konrad were among the Dolphins players who participated in a Jr. Anglers clinic for kids with Cystic Fibrosis.

The Miami Dolphins continue to be strong supporters of the Cystic Fibrosis Foundation, which is committed to finding a cure for the most common genetic disease in children. The Dolphins work with the Cystic Fibrosis Foundation on the following projects:

- **Miami Dolphins Superbowl of Fashion** – this black-tie event features an evening of dinner and entertainment while raising much needed funds for cystic fibrosis research. The highlight of the event is a fashion show spotlighting current players as they

escort their significant others to show off the latest fashions. Each year, this event raises over \$160,000 and has benefited the Cystic Fibrosis Foundation with over \$1,000,000 in the 13-year history of the event.



Wide receiver James McKnight escorts his wife, Mikki, during the team's annual Superbowl of Fashion.

- **Score For A Cure** – the entire Miami Dolphins team participates in this program in which corporate sponsors donate a pre-determined amount of money each time the Dolphins score during a game. All the money raised through this program goes to the Cystic Fibrosis Foundation.

- **Miami Dolphins Fishing Tournament** – this six year old event is held in honor of Scott Chait, an avid fisherman and member of the Miami Dolphins Community Relations staff, who passed away at the age 23 after a life-long battle with cystic fibrosis. Current and former players join avid fishermen for a full day of fun and deep sea fishing with the proceeds benefiting the Cystic Fibrosis Foundation.



Defensive end Jason Taylor shows off his catch at the team's annual fishing tournament.

DOLPHINS NAME

Mariners, Marauders, Mustangs, Missiles, Moons, Sharks, Suns. None of those other names suggested to the American Football League expansion franchise in 1965 could raise a fin to the runaway winner.

"Dolphins" was submitted by 622 entrants in a contest which attracted 19,843 entries and more than a thousand different names. The dozen finalists were delivered to a seven-member screening committee of local media.

The bottlenose dolphin, an intelligent creature with an irresistible built-in grin, has inspired wonder for centuries. Plutarch observed 1,900 years ago that the dolphin "is the only creature who loves man for his own sake." Every trainer will have a tale of the dolphin's cleverness and ingenuity, and scientists are fascinated by a dolphin's natural equipment which far surpasses the range of Navy sonar equipment.

"The dolphin is one of the fastest and smartest creatures of the sea," Joe Robbie said in announcing the team name on October 8, 1965. "Dolphins can attack and kill a shark or a whale. Sailors say bad luck will come to anyone who harms one of them."

Mrs. Robert Swanson of West Miami won two lifetime passes to Dolphins games with her nickname entry. The tiebreaker was picking the winner and score of the 1965 game between the University of Miami and Notre Dame. It ended in a scoreless tie.

MIAMI DOLPHINS CHEERLEADERS

Fresh off their Armed Forces Entertainment tour for American troops in the Middle East, the Miami Dolphins Cheerleaders are ready for another exciting football season. The 2002 squad consists of 21 veterans and 17 rookies and includes three mothers, 12 college graduates, account executives, students and graduate students, real estate agents and flight attendants.

The Miami Dolphins Cheerleaders are goodwill ambassadors for the Miami Dolphins, the NFL and the United States of America.

DORIE GROGAN – Director
MARCY CROWE – Choreographer

DARLAYNA CAMPBELL – Asst. Coordinator
JULIE ESCUAGE – Jr. Dolphins Dancers Coordinator

2002-03 VETERANS

Trisia Brown (Captain).....3 Yrs.	Kat Cowan (Captain).....4 Yrs.
Hillary Goff (Captain).....5 Yrs.	Lisa Kislia (Captain)5 Yrs.

Lauren Bernard2 Yrs.	Danielle O'Connell2 Yrs.	Gina Sciarroni5 Yrs.
Alena Capra.....2 Yrs.	Andrea Ocampo2 Yrs.	Mayra Soto2 Yrs.
Clare Cutruffello2 Yrs.	Randi Pendleton3 Yrs.	Sandra Sotolongo3 Yrs.
Jaime Edmondson.....4 Yrs.	Heather Phillips2 Yrs.	Adriana Souza3 Yrs.
Sach Edwards5 Yrs.	Susy Ramirez4 Yrs.	Lindsay Strickland3 Yrs.
Shelby Goff2 Yrs.	Amber Reffett3 Yrs.	

2002-03 ROOKIES




Sonia Aarons
Tara Carroll
Maria Davila
Paula Dossantos
Lisa Fishbein
Alida Gizewski

Christine Grant
Cassandra Hall
Kailee Hall
Cindy Iglesias
Shelia Knowles
Rania Nasef

Sabrina Shortsleeve
Pamela Silva
Ashanda Tabb
Vanessa Vallejo
Jackie Vilarino



2002-03 Miami Dolphins Cheerleaders

	T.D.	
	Mascot	
7-0 • All Mussel Born: 4/18/97 College: Atlantis '97 Acquired: FA, 1997 NFL: Sixth Season • Dolphins: Sixth Season		
		

The Miami Dolphins' 1997 addition might have been their biggest – literally. The club unveiled "T.D.", its new mascot, on Friday, April 18, 1997, the first "official" mascot in the history of the franchise. The 7-foot tall mascot made its public debut at the team's Draft Day Party at Pro Player Stadium on April 19, 1997. In addition, the mascot performs at every Dolphins home game.

When the mascot was first unveiled, it was without a name. The club held a "Name the Mascot" contest that drew over 13,000 entries covering all 50 states and 22 countries, with 529 different names suggested. The name "T.D." was first submitted by Sara Fernandez of Miami, and when that name was selected by the Dolphins organization, she won two tickets to Super Bowl XXXII for her winning entry, which was announced at the annual Dolphins Awards Banquet on June 4, 1997.

The club had a live dolphin, "Flipper," who was situated in a fish tank in the open end of the Orange Bowl during the team's early years, and "Dolfan Denny," who prowled the sidelines for many seasons. However, this marks the first time the club actually has an official mascot, one who participates in many of the team's programs in addition to his gameday activities.

"T.D." is available for appearances. For more information, call the Dolphins mascot hotline at (954) 577-8990.

DOLPHINS ON THE INTERNET

All the information you need to read and hear about the Miami Dolphins in 2002 can be obtained on the Dolphins web site, located at <http://www.miamidolphins.com>.

Miami's official home page contains useful information that is updated on a daily basis throughout the year. Releases, rosters, statistics, depth charts and updated biographies are just a few of the things that are featured. In addition, the site is updated daily with sound bites from Head Coach Dave Wannstedt and Dolphin players. The quality of sound will enable not only fans to hear what the Dolphins are saying, but also can be used by the media. Pre-game and post-game analysis begins in preseason, and on gamedays, the site contains an analysis of the action on the field as it is happening, as well as photos throughout the course of the contest. Fans can submit questions and comments about the team daily. Live chats with Dolphin players, coaches and front office staff will be conducted twice a month.

Other information on the Dolphins, in addition to the latest on the National Football League and the other 31 teams, can be accessed through the NFL's home page on <http://www.nfl.com>.

DOLPHINS


DOLPHINS RECORD IN HOME OPENERS

In home openers, Miami is 29-6-1 (.819). In road openers, the Dolphins are 20-15-1 (.569).

In addition, the Dolphins own a 28-4 (.875) record in home openers since the 1970 merger of the National and American Football Leagues, which is the best of any NFL club over that time span, ahead of the Raiders (26-5-1, .828).

FACT

PRO PLAYER STADIUM



PRO PLAYER STADIUM

2269 Dan Marino Boulevard, Miami, FL 33056 • (305) 623-6100

EXECUTIVE

President	M. Bruce Schulze
Executive Secretary	Ellen Kelly

MANAGEMENT

Senior Vice President	Bill Galante
Senior Vice President Sales & Marketing	Jim Ross
Vice President Finance & Administration	David Nunes
Senior Director Sales & Ticketing	Andy Major

COMMUNITY RELATIONS

Director of Community Relations	Naomi Wright
Secretary	Rhonda Heard

GROUNDS AND ENGINEERING

Senior Director of Grounds & Engineering	Alan Sigwardt
Chief Engineer	Frank Everton
Asst. Chief Engineer	Rick Schaffer
Asst. Engineer/Electrician	Danny Mareus
Electrician	Ignacio Alvarado
Carpenter	Nat Bruno
Mechanic	Ivan Capeles
Maintenance Worker	Joanel Celestin
HVAC Refrigeration Assistant	Humberto Chacon
HVAC Mechanic	Tom Duncan
Lead Painter	Gerard Garrehy
Assistant Painter	John Hagan
Plumber	Dwight Johnson
Seat Repair Worker	Kenneth Lockhart
Maintenance Worker	Anibal Rodriguez
Assistant Head Grounds Keepers	Rick Wright, Eric Williams
Grounds Crew	Robert Enterline, Nathaniel Jackson, Ken Schilling Ed Lamour, Chris Cooper, Kayiti Brown
Tarp Crew Supervisor	James Lyons
Secretary	Susan Candelaria

FINANCE AND HUMAN RESOURCES

Director of Finance	Phillip Reitz
Director of Human Resources	Yolanda Barreto

Senior Staff Accountants	Carole Gans, Ansel Gardiner
Staff Accountant	Dawn Grace
Payroll Coordinator	Ana Vazquez
Benefits/Recruiter Coordinator	Donna Kolman
MIS Manager	Patrick Magana
Manager/Telecommunications	Sam Mora
Secretary	Fabiana Mostowyk

EVENT OPERATIONS

Director of Stadium Operations	Joseph Crowley
Director of Event Operations & Security	Todd Ellzey
Director of Parking & Access	Mike Cregan
Parking Signage Supervisor	Alan Riano
Parking Staff Supervisor	Rey Lopez
Director of Guest Services & Event Staff	Eric Knowles
Club Level Coordinator/Guest Services	Gwendolyn McCormick
Receptionists	Shavoyne Urbanczyk, Carmen Heleria
Special Event Operations Coordinator	Tammy Sigwardt
Secretary	Maggy Deeb
Director of Scoreboard Operations	Chad Messina
Assistant Manager/Scoreboard Operations	Chris Harding
Set-up Crew Leaders	Tommy Bell, Ernest Fleming
Set-up Crew	Whitfield Blucher, Wallace Dancy, Dennis Margolis, Francisco Marrero
Secretary	Patricia McFarlane

HOUSEKEEPING

Director	Gary Mason
Manager	Samuel Richards,
Assistant Managers	Adrienne George, Jimmy Moore
Front Office Custodians	Derrik Brookins, Linda Louis Jean, Linda Mobley Wanda Palmer, Harry Vaughn, Terry Williams

PREMIUM SEATING

Director of Premium Seating	Howard Dorland
Senior Sales Manager	Chris Gallagher
Account Managers, Premium Seating	Jarett Grushka, Jefferson Sholly, Triana Tigerino
Secretary	Kelly Jones

TICKET SALES & OPERATIONS

Director	Greg Menzel
Manager, Ticket Services	Brett Annis
Manager, Ticket Operations	Arturo Ramos
Ticket Representatives	Aaron Dubner, Allen Meyers, Andrew Auguste, Amber Schooley
Secretary	Amber Davies

CLUB LEVEL SERVICES

Director of Club Level Services	David Saifman
Club Level Representatives	Karey Clarey, Joe Lawrence, Carmen White

SALES & MARKETING

Senior Director	Jim Frevola
Director, Marketing Partnerships	Marc Budine
Director, Marketing	Jeremy Gerson
Director, Customer Service	Scott Baynes
Director, Season/Group Sales	Steve Brauner
Manager, Marketing Partnerships	Adrien Bouchet
Account Manager, Season Ticket Sales	Ruben Cabrera
Partnership Coordinator	Heather Germano
Executive Secretary	Brenda Roman
Secretary	Frances Martinez

PRO PLAYER STADIUM

Pro Player Stadium, South Florida's home to the Miami Dolphins and Florida Marlins, is in its 16th season as the premier sports and entertainment facility in the country. This state-of-the-art open-air complex hosted its first football game in August, 1987, its first regular season Major League baseball game in April, 1993 and stages world class events throughout the calendar year. Pro Player Stadium is one of only five facilities in the country to host NFL football and Major League Baseball in the same venue.

HISTORY

Now in its 16th year of operation, the 75,000 seat, state-of-the-art, open-air facility, originally called Dolphin Stadium, was the first of its kind to be constructed entirely with private funds, costing 115 million dollars when it was completed in 1987. The late Joe Robbie led the financing campaign to build "Joe Robbie Stadium" for the Miami Dolphins of the NFL. JRS revolutionized the economics of professional sports when it opened that year. Inclusion of a Club Level, along with Executive Suites, helped to finance the construction of the stadium. Season ticket holders committed to long term agreements and in return they received first-class amenities in a state-of-the-art facility which is still used as a model for new facilities across the country.

On March 7, 1990, H. Wayne Huizenga, then Chairman of the Board and Chief Executive Officer of Blockbuster Video and Huizenga Holdings Inc., agreed to purchase fifty percent of Joe Robbie Stadium and became the point man in the drive to bring Major League Baseball to South Florida. That effort was rewarded in July of 1991, when South Florida was awarded a National League expansion franchise. On January 24, 1994, Mr. Huizenga acquired the remaining fifty percent of the stadium to give him 100% ownership. Since 1991, over 80 million dollars have been spent to upgrade and renovate the stadium. The improvement and revitalization of the building under Huizenga allowed the stadium to remain the finest sports and entertainment facility in the United States.

On August 26, 1996, Pro Player, the sports apparel division of Fruit of the Loom, sponsored the renaming of Joe Robbie Stadium as Pro Player Stadium. They became the first sports marketing and products company to entitle a stadium or arena.

The first football game in Joe Robbie Stadium was held on August 16, 1987, when the Miami Dolphins met the Chicago Bears in a preseason battle. The game also marked the 22nd anniversary of the Dolphins franchise. The stadium hosted the National Football League's premier game, Super Bowl XXIII, on January 22, 1989. It marked the return of the Super Bowl to South Florida after a ten year absence. A second Super Bowl was hosted when Super Bowl XXIX was played in the facility on January 29, 1995, and the Super Bowl returned to Pro Player Stadium on January 31, 1999, when the facility hosted Super Bowl XXXIII.

Major League Baseball officially began in South Florida in the spring of 1993 as the Florida Marlins opened their inaugural campaign as a National League team. On April 5, 1993, the "new" look of Pro Player Stadium as a baseball facility was unveiled to the public for the first time as the Florida Marlins hosted the Los Angeles Dodgers. The Marlins began their existence by finishing the first day in first place with a 6-3 win over the Dodgers.

In 1997, Pro Player Stadium hosted four World Series games between the Marlins and the Cleveland Indians, including Game One on Oct. 18, 1997, the first Series game ever played at the stadium, and Game Seven on October 26, 1997, which the Marlins won, 3-2 in 11 innings, to capture their first World Championship.

Before the arrival of the Marlins, the stadium had played host to thirteen spring training games that attracted 370,000 fans and paved the way for baseball in South Florida.

Behind the scenes, Pro Player Stadium underwent renovations to accommodate Major League Baseball and the Florida Marlins. The conversion included the installation of retractable seating on the north side of the stadium, the construction of the baseball press box in the southwest corner of the facility, the building of the baseball dugouts, the addition of 660 new lights for suitable night play and the installation of a hydraulic disappearing pitcher's mound. The stadium also features a synthetic warning track designed to absorb water. At the time, the only other facility to feature this type of track was Oriole Park at Camden Yards, home of the Baltimore Orioles. The renovation also included the construction of the Florida Marlins clubhouse and other amenities to accommodate baseball at Pro Player Stadium.

On the field, Pro Player Stadium is equipped with a Prescription Athletic Turf (PAT) system which provides draining for its natural grass, and during February and March of 1995, the old PAT system was removed, and a new advanced mechanical drainage system was installed. At a cost of one million dollars, the new system provides three times the drainage capacity of the old system and ensures a firm dry playing surface within half an hour's time after as much as a three inch per hour rain fall.

LOCATION

The stadium is located at 2269 Dan Marino Boulevard in Miami, only one mile south of the Dade-Broward County Line. The 160 acre site stands midway between downtown Miami (16 miles) and downtown Fort Lauderdale (18 miles).

WORLD CLASS EVENTS

Pro Player Stadium displays its versatility every year by hosting a wide variety of events. Along with Miami Dolphins football and Florida Marlins baseball, college football takes the field with the Florida Atlantic University Fighting Owls as well as the FedEx Orange Bowl (which

played host to the national championship game in 1998 and 2001). Super Bowl XXXIII was held at Pro Player Stadium on January 31, 1999. Major League Baseball's premier event, the World Series, was played at Pro Player Stadium in 1997.

Pro Player Stadium has also played host to numerous concerts, featuring entertainers such as Pink Floyd, Elton John/Billy Joel, the Rolling Stones, Chicago, Genesis, Gloria Estefan, Guns & Roses, The Who, Hall & Oates, Rod Stewart, Paul McCartney, New Kids on the Block, the Three Tenors World Tour, U2 and 'N Sync.

Other events held in the past at Pro Player Stadium include international soccer games featuring the United States World Cup Team, high school football, Monster Truck Shows, and numerous trade shows.

EXECUTIVE SUITES

Pro Player Stadium's 183 suites offer luxury and comfort in the ultimate setting to watch any event. The ten, twelve, sixteen, twenty four and thirty two seat suites have been completely renovated and offer DirecTV access, multi-feed sound systems, refrigerators, ice-makers and private telephone services. Uniformed Suite Captains provide personal service in each suite during the events. Distinctive Gourmet, a Boston Concessions division, caters the suites with a delectable, wide-variety of food and beverages from which to choose.

CLUB LEVEL SEATING

Located on the second level, the 10,200 club level seats provide exceptional luxury with the most space and leg room available in the stadium, featuring seats 21" wide (compared to the 19" wide general seating). The Club Seats lead to air-conditioned lounges with full-service bars and concession areas. The protective overhang, along with wait-staff service, also are unique elements of the club level.

HALL OF CHAMPIONS

Pro Player Stadium was proud to introduce the new Hall of Champions during the 1997 Miami Dolphins season. Located in the east endzone area of the Club Level, the Hall of Champions allows groups of 50 to 270 to experience a Miami Dolphins football or Florida Marlins baseball game in style. In addition to club level amenities and entertainment, the Hall of Champions offers interior and exterior seating, a full bar with bartender, a private elevator and many other exclusive privileges.

DINING

Full service concession facilities, managed by Boston Concessions, are available on all levels and include Pizza Hut and Carvel Ice Cream and Yogurt. The stadium was recently recognized by Sports Illustrated for the high quality of its food and beverage service.

VISIONS FOR THE FUTURE

Pro Player Stadium will continue to enhance the fan experience by its commitment to capital improvements. These continuing upgrades and renovations will heighten the guest experience by providing increased comfort, new amenities and better service.

STADIUM FACTS

Stadium Address	2269 Dan Marino Boulevard Miami, FL 33056
Stadium Telephone	(305) 623-6100
Relative Location	16 miles northwest of downtown Miami 18 miles southwest of Fort Lauderdale 14 miles north of Orange Bowl 3/4 mile south of Calder Race Track 1 mile south of Dade-Broward county line on N.W. 27th Ave.
Opening Date	August 16, 1987 Chicago Bears 10, Miami Dolphins 3
Project Cost	\$115 million
Method of Financing	Private, through lease of executive suites and club seats
Club Seats	originally sold on 10-year leases
Executive Suites	originally sold on 10-year leases
Project Site Area	160 acres
Design Team	
Architect	HOK Sports Facilities Group (Kansas City, MS)
Construction Manager	Huber, Hunt and Nichols, Inc. (Indianapolis, IN)
Construction Consultant	George A. Fuller Company (New York, NY)

Structural Engineer	Bliss & Nyitray, Inc. (Miami, FL)
Civil Engineer	Keith and Schnars, P.A. (Fort Lauderdale, FL)
Mechanical, Electrical	Blum Consulting Engineers, Inc. (Dallas, TX)
Acoustical Consultant	The Joiner-Rose Group, Inc. (Dallas, TX)
Food Service Consultant	Cini-Little Associates, Inc. (Miami, FL)
Football/Soccer Seating Capacity	75,540
General Seating (19" chairback with armrest)	
Lower Deck	27,397
Upper Deck	34,736
Club Seats (21" chairback with armrest)	10,209
183 Executive Suites (10, 12, 16 and 24 seats)	3,198
Disabled Seating	300
Full-Time Use For Baseball	
Seating Capacity	36,331
Playing Field Dimensions	
Left Field Line	330 feet
Center Field Line	434 feet
Right Field Line	345 feet
First Baseball Game	March 11, 1988
	Los Angeles Dodgers 10, Baltimore Orioles 8
First Soccer Game	March 4, 1988
	U.S. National team 2, Millonarios (Colombia) 1
First Concert	July 3, 1988
	Rod Stewart, Hall and Oates and Chicago
First Super Bowl	January 22, 1989
	San Francisco 49ers 20, Cincinnati Bengals 16
First Blockbuster Bowl	December 29, 1990
(Micron P.C. Bowl)	
	Florida State 24, Penn State 17
First FedEx Orange Bowl	December 31, 1996
	Nebraska 41, Virginia Tech 21
First World Series	October 18, 1997
	Florida Marlins 7, Cleveland Indians 4
Press Boxes	
Working Press Seats	150
Radio/TV Booths	10
Stadium Access	
Gates	8
Ramps	(25 feet wide, 2 each corner) 8
Escalators	(2 each corner) 8
Elevators	13
	(7 club level, 2 service/emergency, 2 press, 1 office, 1 freight)
Parking	
On-Site (140 acres)	24,137 cars
	171 buses, 90 RVs, 85 limousines, 1 helipad
Building	
Overall Size	648 feet x 736 feet
Height	188 feet (150-foot building, 38-foot lights)
Prescription Athletic Turf	128,000 square feet
Materials	3 acres of sod for playing field
	55,000 cubic yards of concrete
	6,000 tons of reinforcing steel
	5 miles of drain pipe
	500,000 yards of excavation material
	140 miles of electrical wire
	3,300 pieces of precast concrete
	25,000 square yards of carpet
Concessionaires and Novelties	Boston Concessions, Cambridge, MA
Facilities	
Concession Stands	43 stands, 264 service lines
	1 TV monitor per stand
Restrooms	40 men, 40 women
Locker Rooms	(60 lockers in each) 4
Playing Field	
Surface	Prescription Athletic Turf (Natural Grass)

Drainage	Firm Playing Surface Within 30 Minutes of a 3" Per Hour Rain
Scoreboards	
Main (East End Zone)	56 feet high x 142 feet long
Auxiliary (West End Zone).....	54 feet high x 104 feet long
Color Video Screens (West).....	27 feet high x 36 feet long
Sony JumboTRON (East)	32 feet high x 42 feet long
Baseball Scoreboard	16 feet high x 224 feet long
Lighting For Playing Field	1,050 Metal Halide Instant Restrike Light Fixtures 150+ foot candles at playing field

STADIUM HISTORY

- Mar. 5, 1976 – Consultants are hired to do feasibility study for South Florida stadium.
- July 21, 1976 – Preliminary plan for 70,000-seat stadium is unveiled.
- Nov. 15, 1977– Miami voters reject \$15 million bond issue for Orange Bowl renovations.
- May 22, 1978– Committee estimates to Dade County a cost of \$40 million to build a new Orange Bowl next to the old one with financing coming from a resort tax and ticket surcharge.
- Feb. 19, 1979– County attorney rules resort tax money cannot be used to build a new Orange Bowl.
- March, 1979 – National Football League rejects Miami as a Super Bowl site until stadium situation is rectified.
- Dec. 22, 1981– Dolphins owner Joe Robbie reveals that he is negotiating to develop privately a stadium at Lake Lucerne in north Dade County.
- Nov. 2, 1981 – Voters in Dade and Broward counties overwhelmingly defeat a sales tax increase which would go toward building a new stadium.
- Dec. 14, 1983– City of Miami voters reject sales tax increase to renovate the Orange Bowl.
- Mar. 5, 1984 – Dolphins owner Joe Robbie announces plans to build a new multi-purpose stadium in north Dade County at the team's annual awards banquet.
- Mar. 13, 1984– City of Miami voters reject raising taxes to pay for \$55 million bond issue to repair the Orange Bowl.
- May 10, 1984– Dolphins owner Joe Robbie begins campaign to market Dolphin Stadium executive suites and club seats.
- July 3, 1984 – Metro Commission accepts 160 acres donated by Emil and Lawrence Morton at Lake Lucerne, then leases it to Dolphin Stadium Corporation for 99 years.
- Dec. 6, 1984 – Metro commissioners unanimously agree to let Dolphins owner Joe Robbie sell \$85 million in tax exempt bonds to finance his stadium project.
- Jan. 8, 1985 – Dolphins owner Joe Robbie announces that he is ready to spend two million dollars for stadium blueprints and engineering studies.
- Mar. 14, 1985– At the NFL meetings in Phoenix, Dolphin Stadium is named as the host site for Super Bowl XXIII (1989).
- July 22, 1985 – Clearing of stadium site begins.
- Sept. 9, 1985 – South Florida Regional Planning Council recommends approval of proposed Dolphin Center.
- Sept. 26, 1985– Metro Commission approves development order and zoning request of Dolphin Center.
- Dec. 1, 1985 – Groundbreaking ceremonies for Dolphin Stadium take place.
- Dec. 19, 1985– Foundation permit is issued to Dolphin Stadium Corporation by Dade County.
- Dec. 26, 1985– First concrete is poured at stadium site.
- Dec. 31, 1985– Dolphins owner Joe Robbie obtains construction loan and is granted permanent financing for the new stadium.
- June 3, 1986 – Dolphins owner Joe Robbie plants a ceremonial 30-foot Royal Palm tree to begin a million-dollar beautification project for neighborhoods near Dolphin Stadium.
- Aug. 27, 1986– Topping Out Ceremonies take place at Dolphin Stadium as highest point of construction is reached.
- Feb. 3, 1987 – Metro Commission unanimously passes a resolution recommending that Dolphin Stadium be named after its builder, Joe Robbie.
- April 30, 1987– Tim Robbie, designated spokesman for the Robbie children, announces that Dolphin Stadium has been renamed "Joe Robbie Stadium."
- Aug. 2, 1987 – An estimated 40,000 people attend Family Day at Joe Robbie Stadium, the general public's first opportunity to see the new facility.

- Aug. 16, 1987— The Miami Dolphins play host to the Chicago Bears in the first game ever played in Joe Robbie Stadium. The Bears put a damper on the festive evening with a 10-3 preseason victory in front of 63,451 fans. The date also marks the 22nd anniversary of the Dolphins franchise.
- Oct. 11, 1987 — The Dolphins' "replacement" team records a 42-0 shutout win over the Kansas City Chiefs in the first regular-season game at JRS.
- Mar. 4, 1988 — The first soccer game ever played at JRS takes place as part of the Marlboro Soccer Cup of Miami. The U.S. National team defeats Millonarios of Colombia, 2-1, in the match before 14,877 fans.
- Mar. 11, 1988 — The first baseball game ever played at JRS takes place in front of 24,247 spectators, then the largest crowd ever to see a major-league game in the state of Florida. The Los Angeles Dodgers defeat the host Baltimore Orioles, 10-8, in the exhibition contest. The following night, the Montreal Expos beat the Orioles, 9-3, with 17,830 in attendance. Seven home runs are hit each night as a temporary 30-foot wall in left field compensates for a distance of 272 feet down the foul line.
- April 16, 1988— A technical inspection team from FIFA, soccer's international governing body, visits JRS as part of the United States' bid to host the 1994 World Cup.
- July 3, 1988 — The first concert ever held at JRS takes place. "Happy Birthday America '88" features performances by Rod Stewart, Hall and Oates and Chicago.
- Jan. 22, 1989— The first Super Bowl ever held at JRS takes place. The game marks the first-time since Super Bowl XIII (January 21, 1979) that the NFL's Championship game is played in Miami. The San Francisco 49ers defeat the Cincinnati Bengals, 20-16.
- Mar. 7, 1990 — H. Wayne Huizenga, Chairman of the Board and Chief Executive Officer of Blockbuster Video and Huizenga Holdings, Inc., agrees to purchase fifty percent (50%) of Robbie Stadium Corporation (the parent company of Joe Robbie Stadium), as well as a fifteen percent (15%) limited partnership interest in the Miami Dolphins.
- April 14 & 15, 1990 — Nearly 100,000 people pack the stands in Joe Robbie Stadium over a two-day period to see former Beatle Paul McCartney perform live in concert.
- April 17, 1990— The Blockbuster Bowl, college football's newest post-season bowl game, is officially certified by the NCAA. The bowl is scheduled to kickoff its inaugural matchup on December 29, 1990, at Joe Robbie Stadium.
- Dec. 29, 1990— The Florida State Seminoles defeat the Penn State Nittany Lions, 24-17, in the inaugural Blockbuster Bowl at JRS before a capacity crowd of 74,021.
- Jan. 5, 1991 — Dolphins host the Kansas City Chiefs in the first NFL playoff game ever played in JRS. The Dolphins come back to defeat the Chiefs, 17-16.
- Jan. 28, 1991 — Seats are removed on the north side of JRS to begin renovating for baseball.
- March 26, 1991 — H. Wayne Huizenga and the Robbie family jointly purchase 42 acres adjacent to JRS. In addition, Huizenga purchases two additional lots, totaling 65 acres. The lots were purchased from the estates of Emil and Lawrence Morton.
- March 30, 1991— The New York Yankees and the Baltimore Orioles play an exhibition game before 67,654 fans at Joe Robbie Stadium — the largest crowd ever to watch a baseball game in a non-Major League city. The Yankee-Oriole game the following day draws 57,359, giving the two-game series at JRS a total attendance figure of 125,013.
- May 23, 1991— At the NFL meetings in Minneapolis, Joe Robbie Stadium is selected as the host site for Super Bowl XXIX, to be played on January 29, 1995.
- June 10, 1991— The National League expansion committee recommends South Florida (Joe Robbie Stadium) and Denver to Major League Baseball's ownership committee as the two sites for National League expansion. The two teams will begin play in 1993.
- July 18, 1991 — Major League Baseball officially awards South Florida a National League expansion franchise, the Florida Marlins, who will begin play in 1993 at JRS.
- Jan. 25, 1992— The U.S. World Cup soccer team faces the Soviet National Team (C.I.S.) before a South Florida record soccer crowd of 30,386.
- Jan. 17, 1993— The Dolphins host the Buffalo Bills in the first AFC Championship Game ever played at JRS. The Bills defeat the Dolphins 29-10 and advance to Super Bowl XXVII.
- April 5, 1993 — In the first regular season baseball game ever played at JRS, the Florida Marlins win their inaugural game, defeating the Los Angeles Dodgers, 6-3.
- Jan. 24, 1994— H. Wayne Huizenga acquires remaining 50% of Joe Robbie Stadium and the additional 85% of the Miami Dolphins, leaving him with 100-percent ownership of both the stadium and Dolphins.

- Jan. 25, 1995 – The second Super Bowl game held at JRS takes place. In Super Bowl XXIX, the San Francisco 49ers defeat the San Diego Chargers, 49-26.
- May 11, 1996 – Al Leiter of the Marlins pitches the first no-hitter in JRS history, shutting out the Colorado Rockies, 11-0.
- Aug. 26, 1996 – Pro Player, the sports apparel division of Fruit of the Loom, sponsors the renaming of Joe Robbie Stadium to Pro Player Stadium for \$20 million over a 10-year period.
- Oct. 31, 1996 – At the NFL meetings in New Orleans, Pro Player Stadium is selected as the host site for Super Bowl XXXIII, to be played on January 31, 1999.
- Dec. 31, 1996 – The Nebraska Cornhuskers defeat the Virginia Tech Hokies, 41-21, in the first FedEx Orange Bowl played at Pro Player Stadium.
- March 8, 1997 – Pro Player Stadium plays host to the Three Tenors concert (Luciano Pavarotti, Plácido Domingo, José Carreras).
- Oct. 18, 1997 – Pro Player Stadium hosts its first ever World Series game, as the Florida Marlins defeat the Cleveland Indians, 7-4, in Game One.
- Oct. 25, 1997 – The Pro Player Stadium crowd of 67,498 to watch the Marlins defeat the Indians in Game Six is the largest to see a World Series game since 1954.
- Oct. 26, 1997 – Edgar Renteria's single in the bottom of the 11th inning of Game Seven of the World Series drives in Craig Counsell to give the Marlins a 3-2 win and the World Championship.
- Jan. 31, 1999 – The third Super Bowl game held at Pro Player Stadium takes place. In Super Bowl XXXIII, the Denver Broncos defeat the Atlanta Falcons, 34-19.
- Jan. 3, 2001 – The Oklahoma Sooners defeat the Florida State Seminoles, 13-2, in the FedEx Orange Bowl to win the National Championship.
- Aug. 2, 2001 – Pro Player Stadium plays host to the 'N Sync concert.

STADIUM "FIRSTS"

FOOTBALL

PRESEASON GAME: 8/16/87 – Chicago 10, Dolphins 3

REGULAR-SEASON GAME: 10/11/87 – Dolphins 42, Kansas City 0

DOLPHIN PLAYOFF GAME: 1/5/91 – Dolphins 17, Kansas City 16

AFC CHAMPIONSHIP GAME: 1/17/93 – Buffalo 29, Dolphins 10

SUPER BOWL: 1/22/89 – San Francisco 49ers 20, Cincinnati Bengals 16

COLLEGE BOWL GAME: 12/29/90 – Florida State 24, Penn State 17 (Blockbuster Bowl)

DOLPHIN WIN: 10/11/87 – Dolphins 42, Kansas City 0

DOLPHIN LOSS: 10/25/87 – Buffalo 34, Dolphins 31 (OT)

DOLPHIN SHUTOUT: 10/11/87 – Dolphins 42, Kansas City 0

SHUTOUT, OPPONENT: 7/26/91 – Chicago 6, Dolphins 0 (preseason)

OVERTIME GAME: 10/25/87 – Buffalo 34, Dolphins 31

PLAYER TO VISIT PPS WITH TWO DIFFERENT TEAMS: Doug Flutie (Chicago, 8/16/87 and New England, 12/28/87)

REGULAR-SEASON GAMES

NATIONAL ANTHEM, PERFORMANCE: Thomas Brown, III vs. Kansas City, 10/11/87 (played trumpet)

NATIONAL ANTHEM, SINGING: Pete Harris vs. Buffalo, 10/25/87

COIN TOSS: vs. Kansas City, 10/11/87 (won by Chiefs)

DOLPHIN CAPTAINS: Kyle Mackey, Tim Pidgeon, Demetrious Johnson

KICKOFF: Willie Beecher (Dolphins) vs. Kansas City, 10/11/87 (to 2-yard line)

KICKOFF RETURN: Kevin Wyatt of Kansas City, 10/11/87 (21 yards)

DOLPHIN KICKOFF RETURN: Pete Roth vs. Kansas City, 10/11/87 (23 yards)

TACKLE, ON KICKOFF: Scott Nicolas (Dolphins) vs. Kansas City, 10/11/87 (of Kevin Wyatt)

KICKOFF RETURNED FOR TD: Stanford Jennings (Cincinnati) vs. San Francisco (SB XXIII), 1/22/89

PUNT: Kelly Goodburn of Kansas City, 10/11/87 (47 yards)

DOLPHIN PUNT: Stacy Gore vs. Kansas City, 10/11/87 (35 yards)

PUNT RETURN: Mike Caterbone (Dolphins) vs. Kansas City, 10/11/87 (15 yards)

PUNT RETURNED FOR TD: O.J. McDuffie (Dolphins) vs. Indianapolis, 10/24/93

BLOCKED PUNT: William Judson (Dolphins) vs. Green Bay, 9/18/88

PENALTY: On Dolphins vs. Kansas City, 10/11/87 (illegal formation)

FIELD GOAL ATTEMPT: Willie Beecher (Dolphins) vs. Kansas City, 10/11/87 (missed from 49 yards)

FIELD GOAL: Scott Norwood of Buffalo, 10/25/87 (41 yards)

DOLPHIN FIELD GOAL: Fuad Reveiz vs. Buffalo, 10/25/87 (46 yards)

TURNOVER: Alex Espinosa of Kansas City intercepted by Liffort Hobley of Dolphins, 10/11/87

DOLPHIN TURNOVER: Lawrence Sampleton fumbles (recovered by James Harrell) vs. Kansas City, 10/11/87

FUMBLE: Blaine Smith of Kansas City, 10/11/87 (own recovery)

FUMBLE: Lawrence Sampleton vs. Kansas City, 10/11/87 (recovered by Chiefs' James Harrell)

FORCED FUMBLE: Mike Lambrecht (Dolphins) vs. Kansas City, 10/11/87 (on Chris Smith)

FUMBLE LOST: Chris Smith of Kansas City, 10/11/87 (recovered by Liffort Hobley)

FUMBLE RECOVERY: Blaine Smith of Kansas City 10/11/87 (his own)
FUMBLE RETURNED FOR TD: Liffort Hobley (Dolphins) vs. Kansas City, 10/11/87 (55 yards)
INTERCEPTION: Liffort Hobley (Dolphins) vs. Kansas City, 10/11/87 (of Alex Espinosa)
INTERCEPTION RETURNED FOR TD: Donnie Shell of Steelers, 11/1/87 (50 ards)
SCORING PLAY: Rickey Isom (Dolphins) vs. Kansas City, 10/11/87 (6-yard TD run)
SCORING PLAY, OPPONENT: Scott Norwood of Buffalo, 10/25/87 (41-yard FG)
TOUCHDOWN: Rickey Isom (Dolphins) vs. Kansas City, 10/11/87 (6-yard run)
RUSHING TOUCHDOWN: Rickey Isom (Dolphins) vs. Kansas City, 10/11/87 (6 yards)
RUSHING TOUCHDOWN, OPPONENT: Robb Riddick of Buffalo, 10/25/87 (1 yard)
PASSING TOUCHDOWN: Dan Marino to Mark Duper (Dolphins) vs. Buffalo, 10/25/87 (5 yards)
PASSING TOUCHDOWN, OPPONENT: Jim Kelly to Chris Burkett (Buffalo), 10/25/87 (14 yards)
DEFENSIVE TOUCHDOWN: Liffort Hobley (Dolphins) vs. Kansas City, 10/11/87 (55-yard fumble return)
DEFENSIVE TOUCHDOWN, OPPONENT: Donnie Shell of Steelers, 11/1/87 (50-yard interception return)
SPECIAL TEAMS TOUCHDOWN: Marc Logan (Dolphins) vs. Buffalo, 9/10/89 (blocked punt recovery)
SCORING DRIVE: By Miami (7 plays, 54 yards in 3:28) vs. Kansas City, 10/11/87
PAT: Willie Beecher (Dolphins) vs. Kansas City, 10/11/87 (Good)
MISSED PAT: Fuad Reveiz (Dolphins) vs. Washington, 12/20/87
FIRST DOWN: Robert Parker of Kansas City, 10/11/87 (1-yard run)
DOLPHIN FIRST DOWN: Dameon Reilly (Dolphins) vs. Kansas City, 10/11/87 (16-yard pass from Kyle Mackey)
THIRD-DOWN CONVERSION: By Kansas City, 10/11/87 (Robert Parker 1-yard run)
DOLPHIN THIRD-DOWN CONVERSION: vs. Kansas City, 10/11/87 (16-yard pass from Kyle Mackey to Dameon Reilly)
FOURTH-DOWN CONVERSION: By Dolphins vs. Buffalo, 10/25/87 (17-yard pass from Dan Marino to Mark Duper)
TACKLE: Mike Lambrecht (Dolphins) vs. Kansas City, 10/11/87 (of Robert Parker)
TACKLE, OPPONENT: Chris Lindstrom of Kansas City, 10/11/87 (of John Tagliaferri)
QB SACK: Ike Readon (Dolphins) vs. Kansas City, 10/11/87 (of Matt Stevens)
QB SACK, OPPONENT: Bruce Smith of Buffalo, 10/25/87 (of Dan Marino)
RUSHING ATTEMPT: Robert Parker of Kansas City, 10/11/87 (2 yards)
DOLPHIN RUSHING ATTEMPT: John Tagliaferri vs. Kansas City, 10/11/87 (2 yards)
PASSING ATTEMPT: Matt Stevens of Kansas City, 10/11/87 (incomplete, intended for David Montagne)
DOLPHIN PASSING ATTEMPT: Kyle Mackey vs. Kansas City, 10/11/87 (incomplete, intended for Eddie Chavis)
PASS COMPLETION: Matt Stevens to John Trahan (Kansas City), 10/11/87 (5 yards)
DOLPHIN PASS COMPLETION: Kyle Mackey to Mark Konecny vs. Kansas City, 10/11/87 (10 yards)
TIMEOUT: By Dolphins vs. Kansas City, 10/11/87 (2:23 of 2nd quarter)
INJURY: Kevin Wyatt of Kansas City, 10/11/87 (ankle)

BASEBALL

EXHIBITION GAME: March 11, 1988, Los Angeles Dodgers 10, Baltimore Orioles 8

REGULAR SEASON GAMES:

GAME: April 5, 1993, Florida Marlins 6, Los Angeles Dodgers 3
CEREMONIAL FIRST PITCH: New York Yankee great Joe DiMaggio
PITCH: Charlie Hough (Marlins) a called strike to Jose Offerman (Dodgers), 4/5/93
HIT: Bret Barberie (Marlins) first inning single to left field off Orel Hershiser (Dodgers), 4/5/93
DOUBLE: Eric Davis (Dodgers) second inning, 4/5/93
TRIPLE: Walt Weiss (Marlins), second inning, 4/5/93
HOME RUN: Tim Wallach (Dodgers), sixth inning solo home run over left field wall, 4/5/93
RUN: Benito Santiago (Marlins), second inning, 4/5/93
RBI: Walt Weiss (Marlins), second inning, 4/5/93
STOLEN BASE: Jeff Conine (Marlins), eighth inning 4/5/93
STRIKEOUT: Jose Offerman (Dodgers) goes down looking to Charlie Hough in first inning, 4/5/93
WALK: Eric Karros (Dodgers), second inning off Charlie Hough, 4/5/93
ERROR: Jody Reed (Dodgers), muffs first inning ground ball hit by Scott Pose, 4/5/93
WINNING PITCHER: Charlie Hough (Marlins), 4/5/93
LOSING PITCHER: Orel Hershiser (Dodgers), 4/5/93
SAVE: Bryan Harvey (Marlins), 4/5/93
NO-HITTER: Al Leiter (Marlins), 5/11/96

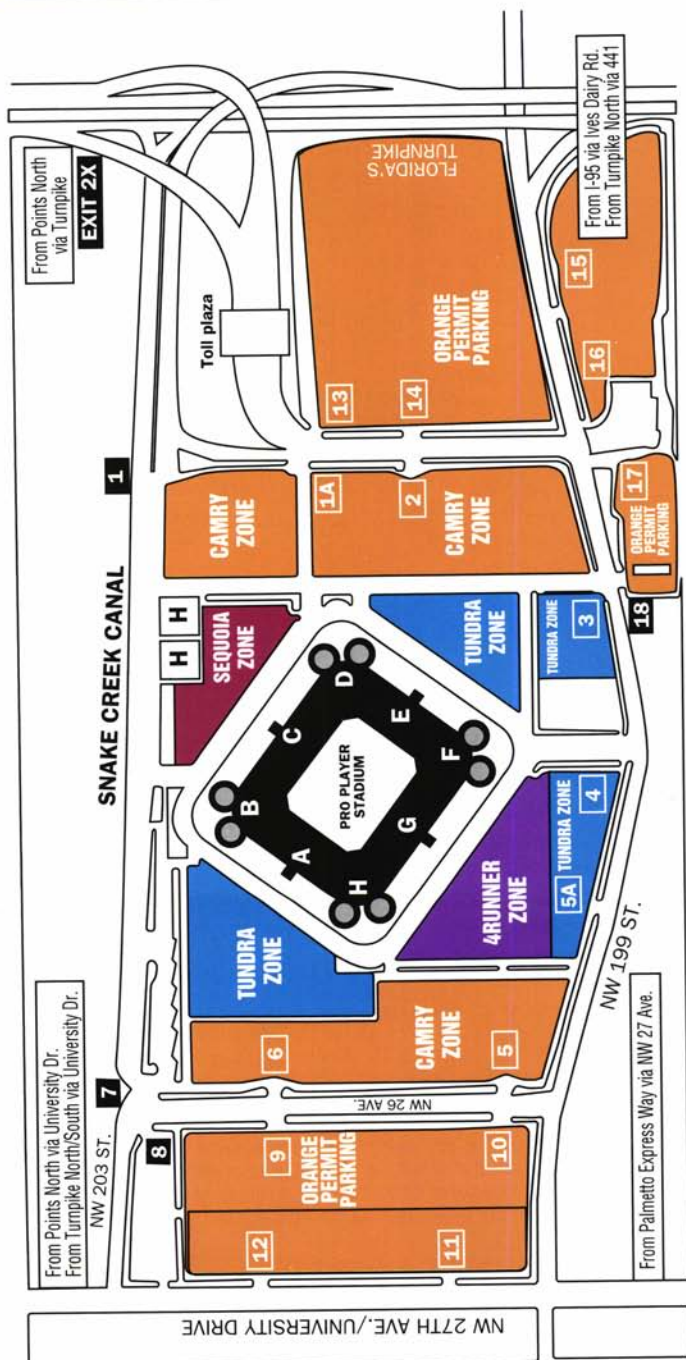
WORLD SERIES: October 18, 1997, Florida Marlins 7, Cleveland Indians 4

SOCCER

(all 3/4/88, U.S. vs. Millonarios)

GAME: 3/4/88— U.S. National team 2, Millonarios (Colombia) 1
GOAL: Jorge Raigoza (Millonarios) at 55:44
ASSIST: Ruben Dario Hernandez (Millonarios)
GAME-WINNING GOAL: Bruce Murray (U.S.), at 78:34
PENALTY KICK: Tab Ramos (U.S.), saved by Ruben Cousillas of Millonarios

PARKING MAP



TICKET INFORMATION



SEATING CATEGORY	SEASON TICKET PRICE	INDIVIDUAL PRICE
CLUB LEVEL	\$100-\$150	\$165
LOWER SIDELINES	\$60	\$67
UPPER SIDELINES	\$51	\$58
LOWER CORNERS	\$50	\$57
LOWER ENDZONES	\$48	\$55
UPPER CORNERS	\$37	\$44
UPPER ENDZONES	\$36	\$43
ECONOMY SECTIONS	\$22	\$29
TD's TOUCHDOWN ZONE	N/A	\$22

For additional information on individual game tickets, call the Dolphins Ticket Office at 1-(888) FINS-TIX.

For additional information on individual game tickets, call the Dolphins Ticket Office at 1-(888) FINS-TIX.

Miami Dolphins Ticket Office 1-(888) FINS-TIX
TICKETMASTER Charge by Phone Miami-Dade: (305) 573-TEAM
Broward: (954) 835-TEAM
Palm Beach: (561) 998-TEAM

DOLPHINS TRAINING CENTER



On July 11, 1993, the Miami Dolphins officially moved into their brand new training facility at Nova-Southeastern University in Davie, Florida, from their long-time base at St. Thomas University.

The ten million dollar state-of-the-art facility covers 70,000 square feet and incorporates the latest technology and advances that were utilized in the design of other NFL training facilities.

The Dolphins' training center not only houses the team's football operation personnel and the club's administrative staff, but it also serves as the site of the club's preseason training camp and all off-season conditioning programs as well.

The facility includes a large locker room area, sauna and steam rooms, a therapy swimming pool, a cold plunge pool, whirlpools, and one of the largest weight training rooms in the NFL.

In addition to the physical training needs, modern support facilities also were constructed. Those include lounges, conference rooms, equipment rooms, laundry areas, video editing labs, an auditorium that functions as a site for major press conferences as well as for full team and staff meetings, a dance studio for the team's cheerleaders, and the Dolphins Pro Shop, which sells official team merchandise.

Administrative offices, located on the second floor, include the head coaches' office with an adjacent conference room overlooking the practice fields. Offensive and defensive coaches' offices flank these areas. Other office space exists for personnel and administrative staff members.

At the rear of the facility are two full-sized grass football fields, which were constructed utilizing the Prescription Athletic Turf (PAT) system that also is used for the field at Pro Player Stadium. That system incorporates underground pipes and electronic pumps to remove water from the fields when natural drainage is not adequate.

With a primary emphasis to design the complex in a "fan-friendly" manner, a bleacher structure adjacent to the fields was constructed, utilizing elements of Pro Player Stadium itself. When the stadium was revised to accommodate baseball, large sections of seats from the stadium were removed. Those sections were relocated to the Nova facility as part of the new complex. As a result, the bleacher facility at Nova can accommodate 2,500 spectators, including 600 in chair-back seats, for open practice sessions and other special events. The structure also provides fans permanent amenities such as concession areas, a merchandise pro shop, ticket windows, and rest rooms.

TRAINING CENTER FACTS

Cost	\$10 million
Method of Financing	\$5 million bond issue \$5 million from Dolphins
Site	Nova-Southeastern University 7500 S.W. 30th Street Davie, Florida 33314

Architects	Roy D. Smith and Associates
Main Building Addition and Dance Studio Architect	Wayne D. Vensel
Contractors	Miller and Solomon, Inc.
Distance to Facility From Airport	12 miles-Ft. Lauderdale Int'l
Number of Stories of Facility	2
Total Acreage	9.04 acres
Square Feet of Training Facility	68,226 feet
Square Feet of Dance Studio	4,000 feet
Square Feet of Bleacher Building	15,000 feet
Number of Seats for Fans	2,500 (680 chairbacks; 1,820 bench seating)
Square Feet of Weightroom	7,500 feet
Square Feet of Locker Room	4,600 feet
Number of Lockers	84 players, 18 coaches & 29 staff
Square Feet of Player Lounge	1,008 feet
Number of Offices for Coaches and Personnel	53
Number of Player Meeting Rooms	7 and 1 auditorium
Number of Conference Rooms	5
Square Feet of Auditorium	2,950 feet
Number of Seats in Auditorium	90 seats
Square Feet of Media Workroom	1,100 feet (includes press room and media interview room)
Work Spaces in Media Workroom	25
Number of Whirlpools	3 portable, 1 hot pool and 1 cold pool
Gallons in Pool	32,912
Gallons in Jacuzzi	2,644
Gallons in Cold Water Plunge	561
Sauna Capacity	10
Steam Room Capacity	10
Number of Practice Fields	2 (both grass)
Type of Grass for Practice Fields	Tifway 419 Bermuda
Type of Drainage System	Prescription Athletic Turf patented (sub-terrain vacuum drainage)
Parking for Players and Coaches	120 spaces
Parking for Business and Media	43 spaces

CHRONOLOGY OF MIAMI DOLPHIN TRAINING CENTER SITES

July 5, 1966 - July 15, 1966	St. Petersburg Beach (St. Petersburg, FL)
July 16, 1966 - August 6, 1966	Boca Ciega High School (St. Petersburg, FL)
August 7, 1966 - April 24, 1970	St. Andrew's School (Boca Raton, FL)
April 25, 1970 - July 11, 1970	Indoctrination Camp at Univ. of Miami (Miami, FL)
July 12, 1970 - June 30, 1993	Biscayne College/St. Thomas University (Miami, FL)
July 1, 1993-present	Nova-Southeastern University (Davie, FL)

WHAT TO LOOK FOR IN 2002

QB JAY FIEDLER . . .

- With 5,692 passing yards as a Dolphin, needs 237 more yards to surpass David Woodley (5,928) into third on the team's all-time passing chart.

WR ORONDE GADSDEN . . .

- With 207 career receptions is in 11th spot on the club's all-time list. With five more, can tie Howard Twilley (212) for tenth position. With 14 more he can tie Jim Kiick (221) for ninth, with 22 more he can equal Jim Jensen (229) for eighth, with 49 more he can tie Bruce Hardy (256) for seventh and with 62 more he would join Duriel Harris (269) for sixth.
- Can extend his streak of having caught a pass in 37 straight league games.

CB SAM MADISON . . .

- Enters the 2002 season with 23 career interceptions, tied with Gerald Small for sixth on the Dolphins' all-time list. With one more he would tie Louis Oliver and William Judson (24 each) for fourth, and with six more would equal Glenn Blackwood (29) for third.

K OLINDO MARE . . .

- Enters the 2002 season with 136 career field goals, third on the Dolphins' all-time list. With 29 more, he would tie Garo Yepremian (165) for second.

WR JAMES McKNIGHT . . .

- Needs to play in eight regular season games to reach the 100-games played plateau for his career. He has participated in 92 contests entering 2002.

G TODD PERRY . . .

- Can extend his streak of having started and played in 64 straight league games.

P MARK ROYALS . . .

- With six more games played, will reach the 200 mark for his NFL career. Enters 2002 having appeared in 194 regular season contests.

CB PATRICK SURTAIN . . .

- Can extend his streak of having started and played in 64 straight league games.

DE JASON TAYLOR . . .

- In his career, has recovered 12 opponents' fumbles, tied for fourth on the team's all-time chart. With two more he would tie Vern Den Herder (14) for third and with five more would join Dick Anderson and Bob Baumhower (17 each) for first.

LB ZACH THOMAS . . .

- Thomas has led the Dolphins in tackles in five of his six seasons. If he leads the team in tackles again this year, he would become the first Dolphin to achieve this feat six times.
- Needs to play in 11 regular season games to reach the 100-games played plateau for his career. He has participated in 89 contests entering 2002.
- With 936 total tackles, Thomas needs 64 more stops to reach the 1,000-tackle plateau for his career.

DOLPHINS ARE BEST

Since the 1970 merger of the National and American Football Leagues, the Miami Dolphins are the winningest team in professional football. The Dolphins, who own a regular season record of 315-171-2 (.648) and an overall mark of 335-190-2 (.638), have the best regular-season and overall winning percentage of any NFL team during that span.

TEAM	REGULAR SEASON				OVERALL			
	W	L	T	PCT.	W	L	T	PCT.
1. MIAMI	315	171	2	.648	335	190	2	.638
2. Dallas	295	193	0	.605	326	210	0	.608
San Francisco	295	190	3	.608	319	205	3	.608
4. Oakland	293	189	6	.607	313	203	6	.605
5. Pittsburgh	291	196	1	.597	313	211	1	.597
6. Washington	283	203	2	.582	302	214	2	.585
7. Denver	281	201	6	.582	297	213	6	.581
8. Minnesota	287	199	2	.590	302	220	2	.578
9. Jacksonville	62	50	0	.554	66	54	0	.550
10. St. Louis	266	218	4	.549	281	234	4	.545
11. Baltimore	46	49	1	.484	51	50	1	.505
12. Chicago	243	244	1	.499	250	254	1	.496
13. Green Bay	236	244	8	.492	247	252	8	.495

TEAM	REGULAR SEASON				OVERALL			
	W	L	T	PCT.	W	L	T	PCT.
Kansas City	241	240	7	.501	244	249	7	.495
15. N.Y. Giants	233	252	3	.481	245	259	3	.486
16. Philadelphia	234	247	7	.487	242	259	7	.483
17. Buffalo	234	252	2	.482	246	265	2	.481
18. Tennessee	230	256	2	.473	240	268	2	.473
19. New England	228	260	0	.462	237	269	0	.468
20. Cleveland	206	231	3	.472	210	241	3	.466
21. Seattle	188	216	0	.465	191	221	0	.464
22. Cincinnati	217	271	0	.445	222	278	0	.444
23. Detroit	217	267	4	.449	218	276	4	.442
24. San Diego	210	273	5	.435	216	280	5	.436
25. New York Jets	210	276	2	.432	214	283	2	.430
26. Indianapolis	209	277	2	.430	215	286	2	.429
27. Atlanta	200	284	4	.414	204	290	4	.414
Carolina	46	66	0	.411	47	67	0	.412
29. Arizona	199	283	6	.414	200	287	6	.412
30. New Orleans	197	287	4	.408	198	292	4	.405
31. Tampa Bay	148	255	1	.368	151	262	1	.366

Since 1970, the Miami Dolphins own the second-best regular-season winning percentage of any team in the four major professional sports (minimum ten seasons played). Miami's regular-season winning percentage of .646 (304-165-2) is second only to the Los Angeles Lakers percentage of .653 (1,638-872) among the combined 115 teams from the National Football League, Major League Baseball, the National Hockey League and the National Basketball Association.

TEAM	SPORT	W	L	T	PCT.
1. Los Angeles Lakers	Basketball	1696	896	0	.654
2. MIAMI DOLPHINS	FOOTBALL	315	171	2	.648
3. Montreal Canadiens	Hockey	1363	807	369	.609
4. San Francisco 49ers	Football	295	190	3	.608
5. Oakland Raiders	Football	293	189	6	.607
6. Dallas Cowboys	Football	295	193	0	.605
7. Boston Bruins	Hockey	1356	845	332	.601
8. Pittsburgh Steelers	Football	291	196	1	.597
9. Philadelphia Flyers	Hockey	1315	851	373	.591
10. Boston Celtics	Basketball	1532	1060	0	.591
11. Minnesota Vikings	Football	287	199	2	.590
12. Washington Redskins	Football	283	203	2	.582
13. Denver Broncos	Football	281	201	6	.582
14. San Antonio Spurs	Basketball	1196	904	0	.570
15. Phoenix Suns	Basketball	1454	1138	0	.561
16. Seattle Supersonics	Basketball	1441	1151	0	.556
17. Jacksonville Jaguars	Football	62	50	0	.554
18. New York Yankees	Baseball	2779	2264	0	.551
19. St. Louis Rams	Football	266	218	4	.549
20. Milwaukee Bucks	Basketball	1420	1172	0	.548
21. Portland Trailblazers	Basketball	1417	1175	0	.547
22. Buffalo Sabres	Hockey	1193	956	392	.547
23. Utah Jazz	Basketball	1232	1032	0	.544
24. Edmonton Oilers	Hockey	868	719	239	.541
25. Los Angeles Dodgers	Baseball	2704	2351	0	.535

Baseball records are through the end of the 2001 season.

Hockey and basketball records are through the end of the 2001-02 seasons.

DOLPHINS = WINNERS

Best Record Since NFL-AFL Merger (regular season, 1970-2001)

1. MIAMI	315	171	2	.648
2. San Francisco	295	190	3	.608
3. Oakland	293	189	6	.607
5. Dallas	295	193	0	.605
6. Pittsburgh	291	196	1	.597

Best Record in the '90s (regular season)

1. San Francisco	113	47	0	.706
2. Buffalo	103	57	0	.644
3. Kansas City	102	58	0	.638
4. Dallas	101	59	0	.631
5. MIAMI	95	65	0	.594
Minnesota	95	65	0	.594

Best Record in the '80s (regular season)

1. San Francisco	104	47	1	.688
2. Washington	97	55	0	.638
3. MIAMI	94	57	1	.622
4. Denver	93	58	1	.615
5. Chicago	92	60	0	.605

Best Record in the '70s (regular season)

1. Dallas	105	39	0	.729
2. MIAMI	104	39	1	.726
3. Oakland	100	38	6	.715
4. St. Louis	99	42	3	.698
5. Minnesota	99	43	2	.694

Average Points Scored Per Game Since NFL-AFL Merger (regular season, 1970-2001)

1. San Francisco	24.8
2. MIAMI	23.9
3. St. Louis	23.5
4. Oakland	23.2
5. Denver	23.0

Average Points Allowed Per Game Since NFL-AFL Merger (regular season, 1970-2001)

1. Pittsburgh	18.5
2. MIAMI	19.2
3. Dallas	19.4
4. San Francisco	19.5
5. Oakland	19.8

Most Seasons With 10 Or More Wins Since NFL-AFL Merger (1970-2001)

1. Dallas	20
2. MIAMI	19
San Francisco	19
4. St. Louis	15
5. Denver	14
Pittsburgh	14
Washington	14

Most Seasons With a Winning Record Since NFL-AFL Merger (1970-2001)

1. MIAMI	25
2. Dallas	23
Pittsburgh	23
4. Minnesota.....	22
San Francisco	22

Most Division Championships Since NFL-AFL Merger (1970-2001)

1. San Francisco	16
2. Dallas	15
Pittsburgh	15
4. Minnesota.....	14
5. MIAMI	12

Most Playoff Appearances Since NFL-AFL Merger (1970-2001)

1. Dallas	22
2. MIAMI	21
Minnesota.....	21
4. San Francisco	20
5. Pittsburgh	19

Best Home Record Since NFL-AFL Merger (regular season, 1970-2001)

1. MIAMI	180	62	1	.743
2. Pittsburgh.....	176	68	0	.721
3. Denver	173	68	4	.714
4. Dallas	168	74	0	.694
5. Minnesota	167	77	2	.683

Best Record Within the AFC East Since NFL-AFL Merger (regular season, 1970-2001)

1. MIAMI	159	95	1	.625
2. Buffalo	121	130	1	.482
3. New England.....	124	128	0	.492
4. N.Y. Jets	115	136	1	.458
5. Indianapolis.....	111	141	1	.441

Best Interconference Record Since NFL-AFL Merger (regular season, 1970-2001)

1. MIAMI	78	35	0	.690
2. Oakland.....	78	41	1	.654
3. San Francisco	72	47	0	.605
4. Dallas	65	47	0	.580
5. Pittsburgh	65	47	0	.580

Best Record in December Since NFL-AFL Merger (regular season, 1970-2001)

1. San Francisco	74	43	0	.632
2. Washington	71	42	0	.628
3. MIAMI	72	44	0	.621
4. Oakland.....	66	46	0	.589
5. Dallas	64	46	0	.582

Best Road Record Since NFL-AFL Merger (regular season, 1970-2001)

1. San Francisco	139	103	1	.574
2. MIAMI	135	109	1	.553
3. Oakland.....	132	108	4	.549
4. Dallas	124	120	0	.508
5. St. Louis	123	121	2	.504

2002 MIAMI DOLPHINS





TROY ANDREW

Center/Guard

6-4 • 305

Born: 12/12/77

College: Duke '00

Acquired: FA, 2001

Signed Through: 2002

NFL: Second Season • Dolphins: Second Season



PRO CAREER

2001 – Was the only undrafted rookie free agent to appear on Miami's opening day roster . . . Played in eight regular season games, all in a reserve role . . . Was inactive for eight contests . . . Also saw action in Dolphins' First-Round Playoff game vs. Baltimore (1/13/02) . . . Was inactive for each of the first four games of the year . . . Made NFL debut at N.Y. Jets (10/14) . . . Was inactive for the next four matchups . . . Saw extensive action at left guard in Dolphins' 34-27 win at Buffalo (11/25), as he replaced an injured Mark Dixon (fractured right fibula) in the first quarter . . . Played in a reserve capacity in the final eight games of the year . . . Played in a reserve role in First-Round Playoff game vs. Baltimore (1/13/02).

FINS FACT

Troy spent the summer of 2000 working for the Durham (N.C.) County Sheriff's Department

COLLEGE

Was a four-year letterman (1997-00) at Duke . . . Appeared in 44 games during his career, including starts at center in each of his final 33 contests, covering a three-year span . . . Served as offensive co-captain his senior season . . . Selected to play in the Hula Bowl following his senior season . . . Redshirted in 1996 . . . Earned degree in sociology.

PERSONAL

Married to Kelly . . . Was a first-team All-Greater Houston choice as a senior at Klein (Texas) High School . . . Also lettered on the school's basketball and track (shot put) teams . . . Performed missionary work while in high school . . . Spent the summer of 2000 working for the Durham (N.C.) County Sheriff's Department . . . Has assisted in building houses for Habitat for Humanity . . . Took part in the Miami Dolphins Fishing Tournament benefiting the Cystic Fibrosis Foundation . . . Enjoys reading and four wheeling in spare time . . . Lists "Die Hard" as favorite movie, "The West Wing" as favorite television show, "Hell's Angels" by Hunter S. Thompson as favorite book and Tim McGraw as favorite recording artist . . . Full name is Troy Warden Andrew, born December 12, 1977 in Tamuning, Guam.

TROY ANDREW'S NFL REGULAR SEASON STATISTICS

GAMES/STARTS: 2001: 8/0

TROY ANDREW'S NFL PLAYOFF STATISTICS


GAMES/STARTS: 2001: 1/0

DOLPHINS

DOLPHINS RECORD WITH AN INTERCEPTION

Miami was 8-0 in games in which the team had an interception in 2001. The Dolphins own a 167-59-1 (.738) record since 1980 in regular season games which they have had at least one interception.

FACT



ROBERT BAKER

Wide Receiver

5-11 • 200

Born: 5/14/76

College: Auburn '99

Acquired: FA, 2001

Signed Through: 2003

NFL: Second Season • Dolphins: Second Season



PRO CAREER

2001 – Underwent arthroscopic surgery on May 3, 2002 for loose body removal, scar tissue removal and a small lateral meniscal tear in his right knee . . . Dolphins Chief Team Physician Dr. George Caldwell performed the surgery at Holy Cross Hospital in Ft. Lauderdale . . . Signed with the Dolphins as a free agent on April 11, 2001 . . . Was waived by the team on September 2 before being signed to the practice squad on September 3, where he spent the entire regular season . . . Was signed to the 53-man roster on January 12, 2002 . . . Dressed but did not play in First-Round Playoff game vs. Baltimore (1/13/02) . . . During the 2001 preseason, caught five passes for 85 yards, including a 43-yard TD catch from Mike Quinn on a "Hail Mary" on the game's final play to give Miami a 17-14 victory at Tampa Bay (8/13) . . . Also returned five punts for a 13.2-yard average in preseason play.

1999-2000 – Went to training camp with the Dolphins in both 1999 and 2000 . . . Caught one pass for six yards, fielded two punts for a 10.5-yard average and returned two kickoffs for a 28.0-yard average in the 2000 preseason . . . Was released by the team on August 27, 2000 . . . Was signed to the practice squad on August 30, and spent each of the first two games of the year there before being released on September 12 . . . Was not selected in the NFL Supplemental Draft on July 8, 1999 . . . Signed with Miami as a free agent on July 13 . . . Played in each of the first two preseason games in 1999 . . . Returned two punts for an 11.0-yard average and two kickoffs for an 18.5-yard average . . . Underwent surgery on August 23 to repair a torn anterior cruciate ligament and a torn lateral meniscus in his right knee, as well as an arthroscopic debridement in his left knee . . . Those injuries were sustained in the second preseason game, on August 21 at San Diego . . . The surgery was performed by Dr. George Caldwell and Dr. John Uribe at HealthSouth Doctor's Hospital in Coral Gables . . . Was placed on injured reserve on August 31, and spent the entire year there.

COLLEGE

Lettered two years (1995-96) at Auburn . . . In two seasons with the Tigers, played in 22 games with 11 starts . . . Caught 62 passes for 896 yards with a long of 67 and seven touchdowns . . . Also returned 48 punts for a 9.7-yard average, including a touchdown, while fielding 46 kickoffs for a 21.3-yard average . . . Totaled 28 receptions for 370 yards in his freshman season of 1995 . . . Also returned 25 punts for a 9.3-yard average and 25 kickoffs for a 21.0-yard average that year and was a Freshman All-SEC selection as a kick returner . . . Had a career-best 34 catches for 526 yards and five touchdowns in 1996 when he led the team with 1,174 all-purpose yards . . . As a sophomore, returned a punt 79 yards for a touchdown against South Carolina . . . Was academically ineligible in 1997, was not enrolled in school in 1998 . . . Majored in liberal arts.

PERSONAL

Attended P.K. Yonge High School in Gainesville, Fla . . . Was a receiver as a junior before being switched to tailback for his senior season . . . Has assisted in building houses for Habitat for Humanity . . . Participated in the Miami Dolphins Fishing Tournament benefiting the Cystic Fibrosis Foundation . . . Full name is Robert Cedrick Baker III, born March 14, 1976.

FINS FACT	
Robert was a Freshman All-Southeastern Conference selection as a kick returner his first season at Auburn.	10 20 30

ROBERT BAKER'S NFL REGULAR SEASON STATISTICS

YEAR	TEAM	G-S	NO.	RECEIVING				ATT.	RUSHING		
				YDS.	AVG.	LG	TD		YDS.	LG	TD
1999	Miami			INJURED RESERVE							
2001	Miami	0-0	0	0	0.0	0	0	0	0	0	0

ROBERT BAKER'S NFL PLAYOFF STATISTICS

YEAR	TEAM	G-S	NO.	RECEIVING				ATT.	RUSHING		
				YDS.	AVG.	LG	TD		YDS.	LG	TD
1999	Miami			INJURED RESERVE							
2001	Miami	0-0	0	0	0.0	0	0	0	0	0	0



DAVID BOWENS

Defensive End

6-3 • 260

Born: 7/3/77

College: Western Illinois '99

Acquired: FA, 2001

Signed Through: 2002

NFL: Third Season • Dolphins: Second Season



PRO CAREER

2001 – Began the season with Washington before the Redskins released him on September 26 . . . With Washington, played in one game and was inactive for another . . . Was claimed off waivers by Washington from the Buffalo Bills on September 3, 2001 . . . He had been obtained by the Bills from the Green Bay Packers on August 7, 2001 in exchange for tight end Bobby Collins . . . Was signed as a free agent by Miami on October 22 . . . Played in eight games, all in a reserve role, with the Dolphins . . . Was inactive for three contests . . . Finished the season with 13 tackles, a sack and two passes defended on defense, while adding seven stops and a forced fumble on special teams . . . Registered one tackle on defense, in addition to three stops and a forced fumble on special teams at Buffalo (11/25) . . . Knocked ball loose from Nate Clements on a kickoff return with 1:05 to play and the score tied at 27 . . . It was recovered by Patrick Surtain and the Dolphins went on to score game-winning touchdown with 48 seconds remaining in a 34-27 victory . . . Was awarded a special teams game ball . . . Recorded two tackles and a pass defended at San Francisco (12/16) . . . Had six tackles, including one sack, at New England (12/22) . . . Also added a pass defended in that Patriots contest . . . Played in a reserve role in First-Round Playoff game vs. Baltimore (1/13/02), and was credited with one special teams tackle.

2000 – Appeared in 14 contests, all in a reserve role, with the Packers and registered 34 tackles, including 3.5 sacks . . . Was obtained by Green Bay on February 24, 2000, from the Denver Broncos in exchange for a 2001 seventh-round draft choice . . . Sack total ranked fifth on the team . . . Added seven tackles and a fumble recovery on special teams . . . Was inactive for two contests with a sprained right ankle (vs. San Francisco, 10/15; at Miami, 10/29) . . . Collected a season-high five tackles, including a sack of Donovan McNabb, vs. Philadelphia (9/17) . . . Posted three special teams stops at Arizona (9/24) . . . Had four tackles and a sack vs. Minnesota (11/6) . . . Matched a season-high with five tackles at Chicago (12/3) and vs. Detroit (12/10).

1999 – Originally was a fifth-round draft choice of Denver (158th overall) in 1999, with a **68 • Baker/Bowens, D.**

FINS FACT

David's father, Frank Williams, competed on the Pro Bowlers Tour in the 1980s.

choice obtained from Dallas in a 1999 trade for tight end Kendell Watkins . . . Played in 16 regular season games with Denver, all in a reserve role . . . Tallied ten total tackles and a sack . . . First NFL sack occurred when he tackled Drew Bledsoe for a one-yard loss at New England (10/24) . . . Had a season-high three tackles at Detroit (12/25) . . . Had two special teams tackles vs. Minnesota (10/31) and vs. Oakland (11/22).

COLLEGE

Began his collegiate career at the University of Michigan, where he played two seasons (1995-96)...Finished his career at Western Illinois in 1998 . . . In his lone season at Western Illinois, was a Division I-AA All-America selection as he recorded 134 tackles including 37 for loss, four forced fumbles and two fumble recoveries . . . In 1996, set the Michigan single-season record for sacks with 12 as he garnered second-team All-Big 10 honors . . . Also posted 68 tackles, two forced fumbles and a fumble recovery that year . . . Played one year on the Wolverine basketball team as well . . . Holds degree in accounting.

PERSONAL

Single . . . Has a son, David II (10/7/99) . . . Prepped at St. Mary's High School in Orchard Lake, Michigan . . . Also played tight end and halfback in high school . . . Lettered three times each in basketball and track . . . Was an all-state pick in basketball and the state champion in the long jump as a sophomore (23'0") . . . Father, Frank Williams, competed on the Pro Bowler's Tour during the 1980s . . . Enjoys working with kids, has donated his time to the YMCA and Boys & Girls Club . . . Took part in the Miami Dolphins Fishing Tournament benefiting the Cystic Fibrosis Foundation and worked with kids that have Cystic Fibrosis at the Mercury Jr. Anglers Clinic, teaching them how to fish . . . Being a foster child growing up, Bowens helped at an event at "His House", a foster home for abused and neglected children . . . Hobbies include computers, playing video games and basketball, and bowling . . . Full name is David Walter Bowens, born on July 3, 1977 in Denver, Colorado.

DAVID BOWENS' NFL REGULAR SEASON STATISTICS

YEAR	TEAM	G-S	TACK.	ASST.	TOTAL	FUM. REC.	FOR. FUM.	QB SACK	YDS LOST
1999	Denver	16-0	6	4	10	0	0	1	1.0
2000	Green Bay	14-0	16	18	34	0	0	3½	32.0
2001	Washington	1-0	0	0	0	0	0	0	0.0
	Miami	8-0	5	8	13	0	1	1	5.0
3-YEAR TOTALS		39-0	27	30	57	0	1	5½	38.0
MIAMI TOTALS		8-0	5	8	13	0	1	1	5.0

DAVID BOWENS' NFL PLAYOFF STATISTICS

YEAR	TEAM	G-S	TACK.	ASST.	TOTAL	FUM. REC.	FOR. FUM.	QB SACK	YDS LOST
2001	Miami	1-0	0	0	0	0	0	0	0.0

ADDITIONAL STATS

Special Teams Tackles: 9 in 1999, 7 in 2000, (Miami) 7 in 2001 for total of 23 (P-1)

Special Teams Fumble Recoveries: 1 in 2000

Special Teams Forced Fumbles: 1 in 2001

Kickoff Returns: 1 for 12 yards in 2000

DOLPHINS PRO BOWL TOUCHDOWNS

In the 1991 Pro Bowl, wide receiver Mark Clayton caught a nine-yard touchdown pass from Jim Kelly. He joined tight end Ferrell Edmunds, who caught a five-yard scoring toss from Dave Krieg (Seattle) in the '89 game, and Hall of Fame wide receiver Paul Warfield, who caught a 32-yard TD pass from Dolphins teammate Bob Griese in the '74 contest, as the only Dolphin players to have scored a touchdown in the all-star game.

DOLPHINS

FACT



TIM BOWENS

Defensive Tackle

6-4 • 320

Born: 2/7/73

College: Mississippi '95

Acquired: D1, 1994

Signed Through: 2006

NFL: Ninth Season • Dolphins: Ninth Season



PRO CAREER

2001 – Underwent arthroscopic surgery on April 29, 2002 for loose body removal and a joint debridement in his left knee . . . Dr. John Uribe performed the surgery at HealthSouth Doctor's Hospital in Coral Gables . . . Was released by the Dolphins on February 28 before being re-signed to a three-year contract plus two option years later that same day . . . Started all 15 games in which he played at left defensive tackle . . . Was inactive for one game . . . Tied for seventh on the team with 60 total tackles (36 solo), a figure which ranked second among the team's linemen . . . Added three sacks, two forced fumbles and two passes defended . . . Underwent arthroscopic surgery to his right knee on August 16, 2001 to remove loose bodies and torn cartilage . . . That surgery was performed by Dr. Uribe at HealthSouth Doctor's Hospital . . . Also underwent surgery on September 14, 2001 to remove loose articular cartilage and to resect a medial plica from his left knee . . . The surgery was performed by Dr. John Zvijac at HealthSouth Doctor's Hospital . . . Missed contest vs. Oakland (9/23) because of the surgery . . . Posted seven tackles, including a half-sack, in win at Seattle (10/28) . . . Recorded a season-high eight stops in victory at Buffalo (11/25) . . . Matched that total with eight tackles at San Francisco (12/16) . . . Registered four tackles in season-ending win vs. Buffalo (1/6/02) and was awarded a defensive game ball . . .

PLAYOFFS: Started First-Round Playoff game vs. Baltimore (1/13/02) . . . Collected five tackles (3 solo) . . . Has started all ten playoff games in which he has played in his career . . . Has registered 31 tackles and a sack in those ten contests . . . Lone postseason sack of his career came in Divisional game at Jacksonville (1/15/00).

2000 – Started all 15 regular season games in which he played at left defensive tackle . . . Finished the year tenth on the team with 53 total tackles (34 solo) . . . Also registered 2.5 sacks, an interception and a career-high five passes defended . . . Sack total tied for third on the club . . . Only game he missed on the year was at Detroit (11/5) when he was inactive with plantar fasciitis in his right foot . . . That snapped a string of 104 consecutive contests in which Bowens had played, a streak which now is tied for the sixth-longest in club history . . . Opened the season with back-to-back five-tackle efforts, vs. Seattle (9/3) and at Minnesota (9/10) . . . One of his tackles in the Vikings game was a sack of quarterback Daunte Culpepper . . . Came up with the first interception of his career in that contest when he picked off a Culpepper pass . . . Also had five stops at Cincinnati (10/1) when he recorded 1.5 sacks, tied for the second-highest total of his career . . . Recorded a season-high six stops vs. Tampa Bay (12/10) . . . Matched that total in season finale at New England (12/24) . . . Started both playoff games following the 2000 season at left defensive tackle . . . Registered seven tackles (all solo), including six in Divisional game at Oakland (1/6/01) . . .

CONSECUTIVE GAMES PLAYED: From his rookie season through the eighth game of 2000, Bowens played in all 104 league games . . . That streak, which ended on November 5, 2000 at Detroit, is tied for the sixth-longest in franchise history . . . He missed the Lions game with plantar fasciitis in his right foot . . .

FINS FACT

Tim is an avid follower of professional wrestling.

MOST CONSECUTIVE GAMES PLAYED IN DOLPHINS HISTORY

PLAYER	GAMES	YEARS OF STREAK
1. Jim Langer	128	1970-79
2. Garo Yepremian	127	1970-78
3. Bob Baumhower	125	1977-84
4. Richmond Webb	118	1991-98
5. Dwight Stephenson	107	1980-87
6. TIM BOWENS	104	1994-00
Jeff Cross	104	1988-94

1999 – Started 15 of the 16 games in which he played at left defensive tackle . . . Finished with 45 total tackles (28 solo), 1.5 sacks for 5.5 yards lost and a pass defended . . . Tallied five stops in 16-13 victory over Philadelphia (10/24), as Dolphins held the Eagles' offense without a touchdown . . . Was awarded a defensive game ball for his performance in the Eagles game . . . Posted four stops in win at Oakland (10/31), and was awarded a defensive game ball . . . Came up with two tackles, including a half-sack, in 17-0 shutout victory over Tennessee (11/7), and received a defensive game ball for his performance . . . Notched a season-high seven tackles at Buffalo (11/14) . . . Recorded six tackles vs. Indianapolis (12/5) . . . Turned in a five-tackle effort vs. San Diego (12/19) as Dolphins held the Chargers without a touchdown in 12-9 win . . . Did not start vs. N.Y. Jets (12/27) as Miami opened with six defensive backs . . . That snapped a string of 92 straight games in which Bowens had started, dating back to his rookie season of 1994 . . . Started both playoff games following the 1999 season at left defensive tackle . . . Totaled five tackles, including a sack, which came in Divisional game at Jacksonville (1/15).

1998 – Started all 16 regular season games at left defensive tackle . . . Was an integral part of a defense that allowed a league-low 265 points . . . Finished with 44 total tackles and a pass defended . . . Was voted as a starter to the AFC Pro Bowl squad, the initial Pro Bowl selection of his career and the only Dolphin chosen in 1998 . . . Did not play, however, due to a torn right biceps tendon . . . Registered seven tackles in season-opener at Indianapolis (9/6) . . . Had five stops the following week vs. Buffalo (9/13) when he received a defensive game ball as Miami held the Bills to just seven points on the afternoon . . . Had two stops and was awarded a defensive game ball for his performance in shutout victory over Pittsburgh (9/20) . . . Amassed six tackles at N.Y. Jets (10/4) . . . Registered five tackles in season finale at Atlanta (12/27) . . . Sustained a torn right biceps tendon in First-Round Playoff victory against Buffalo (1/2/99) . . . Was on Injured Reserve for Divisional contest at Denver (1/9/99) . . . Signed a five-year contract extension through 2002 on August 25, 1998, after signing a one year contract at the tender amount for a franchise player on August 21 . . .

PRO BOWL: Was named as a starter at defensive tackle for the AFC in the 1998 Pro Bowl, the only Dolphin named to the squad . . . Became the first Dolphin to be chosen to the Pro Bowl since tackle Richmond Webb in 1996, and the first Miami starter since 1995, when Webb, quarterback Dan Marino and guard Keith Sims all were selected to start the game . . . Became the first defensive player to be picked as a starter since linebacker Bryan Cox in 1992, and the first defensive lineman chosen since Jeff Cross in 1990 . . . He also became the first Dolphins defensive tackle to be picked since Brian Sochia in 1988, and he is only the second defensive tackle in team history to be named a Pro Bowl starter, joining Bob Baumhower, who was selected in 1983.

1997 – Started all 16 games at left defensive tackle . . . Was voted by his teammates as the defensive captain on November 5 . . . Finished the year with 70 total tackles, five sacks for 43.5 yards lost, one fumble recovery, two forced fumbles and four passes defended . . . Tackle total represented the second-most of his career and ranked seventh on the squad . . . Five sacks were a career-best as well, and tied for second on the club . . . Opened the season with six tackles, including a sack, vs. Indianapolis (8/31) . . . Recorded six stops and a sack vs. Kansas City (10/5) . . . Had one sack among four tackles at N.Y. Jets (10/12) . . . Tallied a season-high nine tackles, including a half-sack, vs. Chicago (10/27) . . . Posted seven tackles the following week at Buffalo (11/2) . . . Turned in best performance of the season at Oakland (11/30), when he matched a season-high with nine tackles, and registered a season-best 1.5 sacks, including a forced fumble, fumble recovery and his first career touchdown . . . Along with Zach Thomas, sacked Raiders QB Jeff George in the end zone, and in the process stripped George of the ball and recovered it for his first career score . . . It marked the first time

a Dolphins defensive lineman scored a touchdown since Chuck Klingbeil scored a TD when he recovered a fumble by Packers QB Don Majkowski in the end zone on September 22, 1991 vs. Green Bay . . . Started at left tackle in Dolphins' 17-3 First-Round Playoff loss at New England (12/28) and recorded four tackles.

1996 – Started all 16 games at right defensive tackle . . . Finished with a career-high 75 tackles (57 solo), three sacks, one fumble recovery, two forced fumbles and three passes defended . . . Finished second on the team in tackles twice . . . Opened season with five tackles and added one pass defended and one fumble recovery against New England (9/1) . . . Recorded five tackles and a pass defended against N.Y. Jets (9/15) . . . Registered five tackles, one forced fumble and a pair of sacks for his first career multiple sack game, at Buffalo (10/13) . . . Recorded eight tackles at Philadelphia (10/20) . . . Finished second on the team with nine tackles at Houston (11/17) . . . Had four tackles and a sack against N.Y. Giants (12/8).

1995 – Started all 16 regular season games and one playoff contest . . . Finished with 52 tackles (44 solo), two sacks, two fumble recoveries, two forced fumbles and four passes defended . . . Opened the season with three tackles and a pass defended against N.Y. Jets (9/3) . . . Posted two tackles, including two half-sacks (shared with Marco Coleman and Dion Foxx) and recovered a fumble against Pittsburgh (9/18) . . . Recorded four tackles and one pass defended at New Orleans (10/15) . . . Tied for team lead with six tackles and a sack at N.Y. Jets (10/22) . . . Registered seven tackles and also deflected an 18-yard field goal attempt by Matt Bahr against New England (11/12) . . . Had four tackles, two forced fumbles, and one fumble recovery against Kansas City (12/11), marking the second time in his career with two forced fumbles; he also forced a pair of fumbles at N.Y. Jets on Nov. 27, 1994 . . . Recorded six tackles and one pass defended at Buffalo (12/17) . . . Posted four tackles in AFC First-Round Playoff game at Buffalo (12/30).

1994 – Played in all 16 regular season games with 15 starts and started both playoff contests as a rookie . . . Earned numerous rookie honors including NFL Defensive Rookie of the Year by both Associated Press and Pro Football Weekly . . . Finished with 63 tackles (45 solo), three sacks, three forced fumbles, one fumble recovery and three passes defended . . . Important part of Dolphins defense which set team record for fewest rushing yards allowed in a season . . . Made NFL debut in starting role at defensive tackle against New England (9/4) and had three tackles . . . Saw only reserve action of season as team opened in nickel defense at Green Bay (9/11) . . . Posted four tackles and first NFL sack, at Minnesota (9/25) . . . Had nine tackles at Buffalo (10/9) . . . Finished with nine tackles against Indianapolis (11/6) . . . Recorded nine tackles, one pass defended and a fumble recovery against Chicago (11/13) . . . Had exceptional game at N.Y. Jets (11/27) with seven tackles, one sack and two forced fumbles . . . Closed regular season with one tackle and a sack against Detroit (12/25) . . . Started both playoff contests . . . Finished with six tackles (four solo) and a pass defended . . . First-round draft choice (20th overall) of Miami in 1994 . . .

ROOKIE HONORS: One of the most honored NFL rookies in 1994 . . . Named NFL Defensive Rookie of the Year by Associated Press and Pro Football Weekly . . . Became first Dolphins player to win AP's defensive rookie award since A.J. Duhe in 1977 . . . Picked as second-team All-AFC by United Press International . . . Selected as Tommy Fitzgerald Award winner as outstanding Miami rookie in training camp . . . Named to all-rookie teams of College and Pro Football Newsweekly, Football News, Pro Football Weekly and Pro Football Writers of America . . . Voted by South Florida media as Dolphins' Rookie of the Year and Outstanding Defensive Lineman.

COLLEGE

One-year starter at Mississippi (1993) . . . Transferred from Itawamba (Miss.) Community College . . . Left school following junior campaign . . . Played in nine games with seven starts in his final season . . . Key member of nation's top defense . . . Named second-team All-Southeastern Conference . . . Recorded 53 tackles (47 solo) and six sacks . . . Added one forced fumble, one fumble recovery and one interception . . . Responded with three tackles, three quarterback pressures, a forced fumble and an interception in first collegiate start, against Vanderbilt . . . Sat out contests against Northern Illinois and Mississippi State to concentrate on academics . . . Lettered twice at Itawamba Community College . . . Named All-American, all-region and all-state as a sophomore . . . Recorded 58 tackles (45 solo), eight sacks, two fumble recoveries and two forced fumbles . . . Had five sacks and was named most valuable player of the Mineral Bowl . . . Named all-state as a freshman . . . Recorded 50 tackles (38 solo), two fumble recoveries, one forced fumble and five sacks . . . Majored in criminal justice.

PERSONAL

Single, resides in Williams Island, Fla . . . Has two sons, Camrin Deion (3/15/96) and Tim, Jr. (6/14/99), and a daughter, Timera (11/9/00) . . . Attended Okolona (Miss.) High School . . . Named all-state and was a two-time all-district selection . . . Lettered as a tight end and linebacker . . . Led team to an 11-2 record and Class AA state semifinals as a senior . . . Lettered three times in football and twice in basketball . . . One of three players who purchased \$5,000 in game tickets for local police and firefighters last season . . . Has made several donations to the Daily Bread Food Bank and the Broward Partnership for the Homeless for various holiday projects . . . Enjoys shooting pool . . . Lists "Friday" as favorite movie, "Martin" as favorite television show and Ice Cube as favorite recording artist . . . Full name is Timothy L. Bowens, born February 7, 1973, in Okolona, Miss.

TIM BOWENS' NFL REGULAR SEASON STATISTICS

YEAR	TEAM	G-S	TACK.	ASST.	TOTAL	FUM. REC.	FOR. FUM.	QB SACK	YDS LOST
1994	Miami	16-15	45	18	63	1	3	3	27.0
1995	Miami	16-16	44	8	52	2	2	2	16.0
1996	Miami	16-16	57	18	75	1	2	3	16.0
1997	Miami	16-16	48	22	70	1	2	5	43.5
1998	Miami	16-16	29	15	44	0	0	0	0.0
1999	Miami	16-15	28	17	45	0	0	1½	5.5
2000	Miami	15-15	34	19	53	0	0	2½	13.5
2001	Miami	15-15	36	24	60	0	2	3	6.5
8-YEAR TOTALS		126-124	321	141	462	5	11	20	128.0

TIM BOWENS' NFL PLAYOFF STATISTICS

YEAR	TEAM	G-S	TACK.	ASST.	TOTAL	FUM. REC.	FOR. FUM.	QB SACK	YDS LOST
1994	Miami	2-2	4	2	6	0	0	0	0.0
1995	Miami	1-1	2	2	4	0	0	0	0.0
1997	Miami	1-1	3	1	4	0	0	0	0.0
1998	Miami	1-1	0	0	0	0	0	0	0.0
1999	Miami	2-2	5	0	5	0	0	1	7.0
2000	Miami	2-2	7	0	7	0	0	0	0.0
2001	Miami	1-1	2	3	5	0	0	0	0.0
PLAYOFF TOTALS		10-10	23	8	31	0	0	1	7.0

ADDITIONAL STATS

Interceptions: 1 for 0 yards in 2000

Passes Defensed: 3 in 1994, 4 in 1995, 3 in 1996, 4 in 1997, 1 in 1998, 1 in 1999, 5 in 2000, 2 in 2001 for total of 23 (P-1)

Defensive Touchdowns: 1 fumble recovery in 1997

SINGLE-GAME HIGHS

Most Sacks: 2.0 at Buffalo, 10/13/96
1.5 at Oakland, 11/30/97
1.5 at Cincinnati, 10/1/00

LEAST WORN UNIFORM NUMBERS

Uniform No. 8 was the last number never to have been worn by a Dolphin in a regular season game. Punter Klaus Wilmsmeyer earned that distinction in 1998. In fact, Nos. 8, 12 and 39 are the only three jersey numbers donned by only one player in the 36-year history of the franchise. Quarterback Bob Griese (1967-80) was the only Dolphin player ever to wear No. 12, which was retired on May 6, 1982. Running back Larry Csonka (1968-74, 79) wore No. 39, which will be retired during halftime ceremonies of the Dolphins' Monday, December 9 game this year against Chicago at Pro Player Stadium.

DOLPHINS

FACT



ROB BURNETT

Defensive End

6-4 • 267


Born: 8/27/67

College: Syracuse '90

Acquired: FA, 2002

Signed Through: 2003

NFL: 13th Season • Dolphins: First Season



PRO CAREER

2001 — Signed a two-year contract with the Dolphins as a free agent on June 12, 2002 . . . Had been released by Baltimore on February 28 . . . Started all 13 games in which he appeared at left end for the Ravens in '01 . . . Recorded 48 tackles (28 solo), a fumble recovery and five passes defended . . . Was inactive for three games with a fractured hand and a strained calf . . . Sat out contests vs. Cleveland (11/18), at Jacksonville (11/25) and vs. Indianapolis (12/2) . . . Started both playoff games following the season at left end . . . Recorded seven tackles (3 solo) and a half-sack . . . Posted four tackles and a half-sack in Divisional contest at Pittsburgh (1/20).

2000 — Started all 16 games in which he played at left defensive end . . . Finished with 97 total tackles (53 solo), 10.5 sacks for 57 yards lost, five fumble recoveries, three forced fumbles and three passes defended . . . Tackle total ranked fourth on the team . . . Sack figure marked a team-best and was a personal career-high . . . It also tied for seventh in the AFC . . . Was named to the All-Pro teams for Football Digest, Football News and Sports Illustrated . . . Was a second team selection by AP . . . Part of a defense that led the league in points allowed (10.3 points per game) and was second in total defense (247.9 yards per game) . . . In season-opening 16-0 win over Pittsburgh (9/3), recorded six tackles, a sack and a forced fumble and was named AFC Defensive Player of the Week . . . Lone career interception occurred two weeks later at Miami (9/17) when he picked off a Jay Fiedler pass that was first tipped by James Trapp . . . In 34-0 victory vs. Cincinnati (9/24), posted a season-high 2.5 sacks . . . Was named AFC Defensive Player of the Month for September . . . Established a season-high with eight tackles in 27-0 win over Dallas (11/19) . . . Tied his season-high with eight tackles, a fumble recovery and five QB hurries in 24-3 playoff-clinching win vs. San Diego (12/10) . . . Recorded two sacks at Arizona (12/17) . . . Started all four playoff games at left defensive end . . . Totaled 21 tackles, two sacks and one pass defended . . . Registered four tackles and a sack in Super Bowl XXXV win over the Giants (1/28/01).

1999 — Started all 16 contests at left end . . . Posted 81 tackles (49 solo), 6.5 sacks for 33.5 yards lost, two forced fumbles and a career-best eight passes defended . . . Key part of a defense that ranked second in the NFL, allowing an average of only 263.9 yards an outing . . . Tackle total was fifth on team and second among linemen . . . Notched seven tackles, a pass defended and a forced fumble at Atlanta (10/3) . . . Forced fumble came when he stripped the ball from Byron Hanspard, leading to the game-tying field goal in a 19-13 overtime win . . . Produced five tackles, a sack and three passes defended vs. Buffalo (10/31) . . . Blocked a PAT vs. Cleveland (11/7) . . . Posted a season-high eight tackles, a sack and four QB hurries at Jacksonville (11/14) . . . Matched a season-best with eight stops, including a season-high two sacks, and a forced fumble at Pittsburgh (12/12).

1998 — Opened all 16 games at left end . . . Notched 70 tackles (46 solo), 2.5 sacks for 24.5 yards lost and a fumble recovery . . . Tackle total was eighth on the team and third among linemen . . . Was credited with a season-high 12 tackles at Jacksonville (9/20) . . . Registered lone career safety vs. Tennessee (10/11) when he sacked QB Steve McNair in the end zone . . . It marked the first individual safety in Ravens history.

FINS FACT

Rob is a co-owner of a professional boxing management company, X-CEL Sports & Entertainment, Inc., which represents nearly a dozen professional boxers, including Ross "The Boss" Thompson, Sam "Bam Bam" Garr and Rhoshii Wells.

1997 – Opened all 15 games in which he played at left end . . . Recorded 59 tackles (40 solo), four sacks for 36 yards lost, a fumble recovery, a forced fumble and a pass defended . . . Had seven tackles, including a sack, in opener vs. Jacksonville (8/31) . . . Blocked a PAT in 24-23 victory vs. N.Y. Giants (9/14) . . . Posted a season-high nine stops vs. Pittsburgh (10/5) . . . Registered eight tackles, including a sack, vs. Philadelphia (11/16) . . . Was inactive for season finale at Cincinnati (12/21) with an ankle injury.

1996 – Started all six games in which he played at left defensive end . . . Tallied 29 tackles (20 solo), three sacks for 17 yards lost and a forced fumble . . . Opened each of the first six contests . . . Had a season-best eight tackles, including a sack and a forced fumble, at Pittsburgh (9/8) . . . Sustained a right knee injury in the first quarter at Indianapolis (10/13) . . . Was inactive for each of the final ten regular season games . . . The first contest of that stretch that he missed, at Denver (10/20), snapped a string of 70 straight matchups in which he had started, dating back to the first game of the 1992 season . . . Underwent surgery to repair the anterior cruciate and medial collateral ligaments in his right knee on November 8.

1995 – For the fourth consecutive season, started all 16 games at left end . . . Registered 85 tackles (44 solo), 7.5 sacks for 53 yards lost, a fumble recovery and two passes defended . . . Tackle total was first among Browns linemen . . . Also blocked three field goals . . . Blocked a Michael Husted 22-yard field goal attempt vs. Tampa Bay (9/10) . . . Blocked an Al Del Greco 41-yard field goal attempt at Houston (9/17) . . . Registered season-high figures of 11 tackles and 3.5 sacks in 29-26 overtime win at Cincinnati (10/29) . . . Came up just a half-sack shy of the Browns single-game record . . . Blocked a Doug Pelfrey 22-yard field goal attempt vs. Cincinnati (12/17).

1994 – Started all 16 games at left end . . . Posted 82 tackles (52 solo), including a team-high ten sacks for 63.5 yards lost . . . Added a fumble recovery, a forced fumble and four passes defended . . . Was voted as a first alternate to the AFC Pro Bowl squad, but made the team after Buffalo's Bruce Smith could not play because of an injury . . . Had five tackles and two sacks at Houston (10/13) . . . Recorded five tackles and 1.5 sacks vs. Houston (11/27) . . . Started both playoff games following the season and posted three tackles.

1993 – Started all 16 games at left end for the second straight year . . . Tallied 76 tackles (39 solo), nine sacks for 60 yards lost, two fumble recoveries and a pass defended . . . Also blocked a field goal . . . Sack total was second on the squad . . . Blocked a Mike Cofer 37-yard field goal attempt vs. San Francisco (9/13) . . . Notched a season-high eight tackles, including two sacks, vs. Pittsburgh (10/24) . . . Had six tackles and a pair of sacks vs. New Orleans (12/5).

1992 – Started all 16 games at left end for the first time in his career . . . Finished with 60 tackles (37 solo), nine sacks for 53 yards lost, two fumble recoveries and four passes defended . . . Also blocked a field goal . . . Had five tackles, including a sack, vs. Miami (9/14) . . . Recorded a sack, fumble recovery and the first blocked field goal of his career at L.A. Raiders (9/20), as he blocked a Jeff Jaeger attempt . . . Posted seven tackles, while also establishing a season-high with 2.5 sacks, vs. Chicago (11/29).

1991 – Started eight of the 13 games in which he played at left end . . . Recorded 31 tackles (17 solo), three sacks for 14 yards lost and a fumble recovery . . . Had four tackles and a sack in season-opener vs. Dallas (9/1) . . . First NFL fumble recovery came the following week at New England (9/8) . . . Notched a season-best five tackles, including a sack, at N.Y. Giants (9/22) . . . Had three tackles, a sack and a blocked PAT vs. Philadelphia (11/10).

1990 – Started six of the 16 games in which he played at left end during his rookie season with the Browns . . . Produced 57 tackles (38 solo), two sacks for 17 yards lost and a forced fumble . . . Placed second on the team with 20 QB pressures . . . First NFL sack came vs. Atlanta (12/16) . . . Tallied a season-high seven tackles, in addition to his second sack in as many weeks, at Pittsburgh (12/23) . . . Was the winner of the Maurice Bassett Award as the Browns' top rookie in training camp, as selected by the media . . . Fifth-round draft choice (129th overall) of Cleveland in 1990.

COLLEGE

Was a four-year letterman at Syracuse (1986-89) . . . Played defensive tackle and finished his career as the school's fourth all-time leading sacker with 18 . . . As a senior, was an honorable mention All-America selection, as well as a semifinalist for the Lombardi Award . . . Played in

the East-West Shrine Game following his senior season . . . Recorded 63 tackles and 5.5 sacks as a junior . . . Had his most productive season his sophomore campaign when he compiled 43 tackles and 11 sacks . . . Redshirted in 1985 . . . Position coach in college was current Dolphins defensive line coach Clarence Brooks . . . Earned degree in economics.

PERSONAL

Single . . . Prepped at Newfield High School in Selden, N.Y. . . . Played linebacker there, and was an all-league, all-county and all-Long Island selection . . . Was team captain as a senior . . . Also lettered in baseball and basketball . . . Earned all-county honors as a catcher . . . Established a charitable foundation called FOCUS ("Facing Our Children's Urban Situation"), in which money was donated for every sack the Ravens recorded to the Ravens' Courage House, a shelter in Timonium, Md. for children whose parents cannot properly care for them . . . Also has been involved in such charitable endeavors as "Toys for Tots", United Way, Police Athletic League and Make-A-Wish Foundation . . . Personally donated money for every sack he made to the Police Athletic League . . . Served as a spokesman for the Maryland Board of Education, and was a regular participant in the "Read with the Ravens" Program . . . Wears the initials "GWB" on his football shoes to honor his deceased grandfather . . . Full name is Robert Barry Burnett, born August 27, 1967 in East Orange, N.J.

ROB BURNETT'S NFL REGULAR SEASON STATISTICS

YEAR	TEAM	G-S	TACK.	ASST.	TOTAL	FUM. REC.	FOR. FUM.	QB SACK	YDS LOST
1990	Cleveland	16-6	38	19	57	0	1	2	17.0
1991	Cleveland	13-8	17	14	31	1	0	3	14.0
1992	Cleveland	16-16	37	23	60	2	0	9	53.0
1993	Cleveland	16-16	39	37	76	2	0	9	60.0
1994	Cleveland	16-16	52	30	82	1	1	10	63.5
1995	Cleveland	16-16	44	41	85	1	0	7½	53.0
1996	Baltimore	6-6	20	9	29	0	1	3	17.0
1997	Baltimore	15-15	40	19	59	1	1	4	36.0
1998	Baltimore	16-16	46	24	70	1	0	2½	24.5
1999	Baltimore	16-16	49	32	81	0	2	6½	33.5
2000	Baltimore	16-16	53	44	97	5	3	10½	57.0
2001	Baltimore	13-13	28	20	48	1	0	0	0.0
12-YEAR TOTALS		175-160	463	312	775	15	9	67	428.5

ROB BURNETT'S NFL PLAYOFF STATISTICS

YEAR	TEAM	G-S	TACK.	ASST.	TOTAL	FUM. REC.	FOR. FUM.	QB SACK	YDS LOST
1994	Cleveland	2-2	1	2	3	0	0	0	0
2000	Baltimore	4-4	14	7	21	0	0	2	12.0
2001	Baltimore	2-2	3	4	7	0	0	½	1.5
PLAYOFF TOTALS		8-8	18	13	31	0	0	2½	13.5

ADDITIONAL STATS

Interceptions: 1 for 3 yards in 2000

Passes Defended: 4 in 1992, 1 in 1993, 4 in 1994, 2 in 1995, 1 in 1997, 8 in 1999, 3 in 2000, 5 in 2001 for total of 28 (P-1)

Blocked Field Goals: 1 in 1992, 1 in 1993, 3 in 1995 for total of 5

Blocked PATs: 1 in 1991, 1 in 1997, 1 in 1999 for total of 3

Safeties: 1 in 1998

SINGLE-GAME HIGHS

Most Sacks:

3.5 at Cincinnati, 10/29/95

2.5 vs. Chicago, 11/29/92

2.5 vs. Cincinnati, 9/24/00

2.0, five times (last: at Arizona, 12/17/00)



ANTHONY CESARIO

Tackle

6-5 • 300

Born: 7/19/76

College: Colorado State '99

Acquired: FA, 2000

Signed Through: 2003

NFL: Third Season • Dolphins: Second Season



PRO CAREER

2001 — Went to training camp with the Dolphins . . . Sustained a sprained right knee in second preseason game, at Tampa Bay (8/13) . . . Was waived/injury settlement on September 2 before being signed to the practice squad on November 20 . . . Spent six weeks there before being signed to the 53-man roster on December 31 . . . Was inactive for regular season finale vs. Buffalo (1/6/02) and First-Round Playoff game vs. Baltimore (1/13/02).

2000 — Went to training camp with Jacksonville, and was waived by the Jaguars on August 27 . . . Signed by New Orleans to that team's practice squad on October 4 . . . Signed by the Dolphins off the Saints' practice squad on October 25 . . . Was inactive for all nine games during the regular season and both playoff contests.

1999 — In his rookie season, was inactive for all 16 regular season games and both playoff contests with the Jaguars . . . Third-round draft choice (88th overall) of Jacksonville in 1999.



FINS FACT



Anthony did not allow a sack over his final 28 games at Colorado State

COLLEGE

Was a four-year letterman (1995-98) at Colorado State, where he started each of his final three seasons at strongside guard . . . Was either a first or second-team all-conference selection each of his final three seasons . . . Was a first-team All-Western Athletic Conference choice and a first-team All-America pick as a senior in 1998 . . . Also was a finalist for the Lombardi Award, given annually to the nation's top lineman . . . Was a first-team all-conference selection as a junior and a second-team pick as a sophomore . . . Majored in criminal justice.

PERSONAL

Single . . . Resides in Pueblo, Colo . . . Was a two-time all-conference lineman at South High School in Pueblo . . . Also earned all-conference recognition in track on two occasions . . . Participated in the Miami Dolphins Fishing Tournament benefiting the Cystic Fibrosis Foundation and worked with kids that have Cystic Fibrosis at the Mercury Jr. Anglers Clinic, teaching them how to fish . . . Full name is Anthony Angelo Cesario, born July 19, 1976.

ANTHONY CESARIO'S NFL REGULAR SEASON STATISTICS

GAMES/STARTS: (Jacksonville) 1999: 0/0, (Miami) 2000: 0/0, 2001: 0/0

3-YEAR TOTALS: 0/0

DOLPHINS

DOLPHINS 86 STRAIGHT WEEKS AT .500 OR BETTER

Including bye weeks, the Dolphins have been at or above the .500 mark during the regular season for 86 straight weeks dating back to the final week of the 1996 season, the longest such streak in the NFL. No other team can claim to have a streak that precedes the 1999 season. St. Louis owns the second-longest current streak, having been at or above the break-even mark for 51 straight weeks, dating back to the first week of the 1999 season.

FACT



CHRIS CHAMBERS

Wide Receiver

5-11 • 210

Born: 8/12/78

College: Wisconsin '01

Acquired: D2, 2001

Signed Through: 2004

NFL: Second Season • Dolphins: Second Season

84



PRO CAREER

2001 – Turned in one of the most productive seasons of any rookie wide receiver in club history . . . Started seven of the 16 games in which he played . . . Finished with 48 receptions for 883 yards and seven touchdowns . . . Yardage and touchdown totals both led the team, as did his 18.4-yard average per reception . . . Reception figure ranked third . . . Was 18th in the AFC in receiving yards, while his average per catch was first among the top 20 receivers in both the AFC and NFC . . . Led the team in receptions once and in receiving yardage on three occasions . . . Topped the 100-yard receiving mark three times . . . Also returned 36 kickoffs for a 22.5-yard average with a long of 47 . . . Second-round draft choice (52nd overall) by the Dolphins in 2001, with a choice obtained from Indianapolis though Dallas in a draft-day trade-up . . .

AMONG ROOKIE RECEIVERS: In 2001, Chambers established the Dolphins' rookie single-season record for most receiving yards, snapping the previous mark of 874 set by RB Terry Kirby in 1993 . . . He also established the rookie mark for receiving touchdowns, as he broke the record first set by Andre Brown, who had five scores in 1989 . . . His reception total tied for the third-most ever by a Dolphins rookie in a season, and was second among wide receivers . . .

FINS FACT

In addition to being a standout receiver in college, Chris also performed on the Wisconsin basketball team his freshman year.

MIAMI DOLPHINS ROOKIE SINGLE-SEASON RECEIVING LEADERS

RECEIVING YARDS			RECEPTIONS			RECEIVING TOUCHDOWNS		
PLAYER	YEAR	YDs.	PLAYER	YEAR	REC.	PLAYER	YEAR	TDs
C. CHAMBERS	2001	883	T. Kirby (RB)	1993	75	C. CHAMBERS	2001	7
T. Kirby (RB)	1993	874	J. Clancy	1967	67	A. Brown	1989	5
J. Clancy	1967	868	C. CHAMBERS	2001	48	J. Harper	1967	3
N. Moore	1974	605	T. Stradford (RB)	1987	48	J. Cefalo	1978	3
F. Edmunds (TE)	1988	575	J. Kiick (RB)	1968	44	F. Edmunds (TE)	1988	3
						T. Kirby (RB)	1993	3

* All players are wide receivers except as noted

On the season, Chambers topped all NFL rookies in both receiving yardage and touchdowns, and tied for second in receptions . . .

NFL ROOKIE RECEIVING LEADERS IN 2001

RECEIVING YARDS			RECEPTIONS			RECEIVING TOUCHDOWNS		
PLAYER	TEAM	YDs.	PLAYER	TEAM	REC.	PLAYER	TEAM	TDs
C. CHAMBERS	MIA.	883	L. Tomlinson (RB)	S.D.	59	C. CHAMBERS	MIA.	7
R. Gardner	Wash.	741	C. CHAMBERS	MIA.	48	R. Gardner	Wash.	4
K. Robinson	Sea.	536	R. Gardner	Wash.	46	D. Terrell	Chi.	4

* All players are wide receivers except as noted

In 2001, Chambers had the most productive season of any rookie wide receiver in the NFL . . . With 48 receptions for 883 yards and seven touchdowns, he led all rookie wide receivers in each of these three categories in 2001 . . . Chambers' performance is particularly impressive when you consider the fact that nine wide receivers were selected before him, as he was not

taken until the second round, the 52nd pick overall . . . The following is a look at the rookie seasons of the top ten wide receivers taken in the 2001 draft:

TOP TEN WIDE RECEIVERS SELECTED IN THE 2001 DRAFT

PLAYER	TEAM	ROUND		REC.	YDS.	AVG.	LG	TD
		DRAFTED	PICK					
David Terrell	Chicago	1	8	34	415	12.2	62	4
Koren Robinson	Seattle	1	9	39	536	13.7	42	1
Rod Gardner	Washington	1	15	46	741	16.1	85t	4
Santana Moss	N.Y. Jets	1	16	2	40	20.0	33	0
Freddie Mitchell	Philadelphia	1	25	21	283	13.5	29	1
Reggie Wayne	Indianapolis	1	30	27	345	12.8	43	0
Quincy Morgan	Cleveland	2	33	30	432	14.4	78	2
Chad Johnson	Cincinnati	2	36	28	329	11.8	28	1
Robert Ferguson	Green Bay	2	41	0	0	0.0	0	0
CHRIS CHAMBERS	MIAMI	2	52	48	883	18.4	74t	7

LONG RECEPTIONS: Chambers had 14 receptions of 25 yards or longer in 2001, tied for the fourth-highest total in the NFL . . .

2001 NFL LEADERS IN RECEPTIONS OF 25 YARDS OR LONGER

PLAYER	TEAM	GAMES PLAYED	NUMBER
1. Terrell Owens	San Francisco	16	18
2. David Boston	Arizona	16	15
Marvin Harrison	Indianapolis	16	15
4. CHRIS CHAMBERS*	MIAMI	16	14
Derrick Mason	Tennessee	16	14

* Rookie

His 74-yard touchdown catch from Jay Fiedler on November 11 at Indianapolis is tied for the second-longest ever by a Dolphins rookie and is the longest by a rookie wide receiver:

LONGEST RECEPTIONS BY A DOLPHINS ROOKIE

PLAYER	POS.	LENGTH	QUARTERBACK	DATE	OPPONENT
1. Ferrell Edmunds	TE	80t	Dan Marino	11/27/88	at N.Y. Jets
2. CHRIS CHAMBERS	WR	74t	JAY FIEDLER	11/11/01	AT INDIANAPOLIS
Stanley Pritchett	FB	74t	Dan Marino	9/15/96	vs. N.Y. Jets

AVERAGE PER RECEPTION: Chambers' average per reception in 2001 of 18.4 was first among the top 20 receivers in both the AFC and NFC . . . In addition, it was the highest by a Dolphin (minimum of 24 receptions) since Mark Duper put together a 19.6-yard norm (67-1,313) in 1986 and Mark Clayton accounted for a 19.2-yard average that same year (60-1,150) . . . Chambers' average per catch of 18.4 also marked a new Dolphins rookie record, surpassing the previous mark of 17.4, first set by TE Ferrell Edmunds in 1988:

HIGHEST AVERAGE PER CATCH BY A DOLPHINS ROOKIE

PLAYER	POS.	YEAR	AVG.
1. CHRIS CHAMBERS	WIDE RECEIVER	2001	18.4
2. Ferrell Edmunds	Tight End	1988	17.4
3. Andre Brown	Wide Receiver	1989	17.1
4. Nat Moore	Wide Receiver	1974	16.4

Chambers also owns two of the top three highest single-game average per reception figures by a Dolphins rookie (minimum 3 receptions) . . . He put together a rookie-record 37.7-yard average (3-113) on November 11 at Indianapolis, breaking the old mark of 30.3, first set by Mel Baker (4-121) on December 15, 1974 against New England . . . His 25.3-yard average (3-76) on October 28 at Seattle is the third-highest figure:

HIGHEST SINGLE-GAME AVERAGE PER RECEPTION BY A DOLPHINS ROOKIE

PLAYER	DATE	OPPONENT	REC.	YDS.	AVG.
1. CHRIS CHAMBERS	11/11/01	AT INDIANAPOLIS	3	113	37.7
2. Mel Baker	12/15/74	vs. New England	4	121	30.3
3. CHRIS CHAMBERS	10/28/01	AT SEATTLE	3	76	25.3
4. Duriel Harris	11/12/76	vs. Baltimore	5	116	23.2
5. Andre Brown	10/29/89	at Buffalo	5	105	21.0

100-YARD RECEIVING GAMES: Chambers had three 100-yard receiving games on the year, tied with Jack Clancy (1967) for the most ever by a Dolphins rookie . . . His first came on November 11 at Indianapolis when he had three catches for 113 yards and two touchdowns, representing the first 100-yard receiving game by a Dolphins rookie since December 19, 1993, when Terry Kirby had nine catches for 148 yards and a TD against Buffalo . . . It was the first by a rookie wide receiver since Andre Brown amassed 106 yards and a TD on five receptions on October 29, 1989 at Buffalo . . . He also had five catches for 101 yards and two touchdowns on November 25 at Buffalo, and seven catches for 124 yards on December 22 at New England . . .

MOST 100-YARD RECEIVING GAMES BY A DOLPHINS ROOKIE

PLAYER	POSITION	YEAR	NO.
1. CHRIS CHAMBERS	WIDE RECEIVER	2001	3
Jack Clancy	Wide Receiver	1967	3
3. Terry Kirby	Running Back	1993	2
4. Four different players			1

ROOKIE OF THE MONTH: Chambers was named the NFL Offensive Rookie of the Month for November . . . In four games that month, caught 14 passes for 293 yards and four touchdowns . . . Amassed more than 100 yards receiving in two of those four games . . . Became the third Dolphins rookie to win such an honor, joining LB Zach Thomas (October, 1996) and T Todd Wade (October, 2000) . . .

POSTSEASON HONORS: Was a consensus all-rookie selection . . . Was named the NFL Offensive Rookie of the Year by both Football News and Football Digest . . . In a vote of South Florida media and fans, was named the Dolphins Newcomer of the Year for 2001, the first rookie to earn this honor since Jason Taylor in 1997 . . .

GAME HIGHLIGHTS – AT TENNESSEE (SEPT. 9): Made NFL debut in a starting role as the Dolphins opened with three wide receivers . . . Caught two passes for 52 yards . . . First NFL reception was a 36-yard grab from Jay Fiedler in the first quarter . . . He became just the fourth rookie wide receiver to start on opening day, joining John Roderick (1966), Karl Noonan (1966) and Otto Stowe (1971) . . .

AT ST. LOUIS (SEPT. 30): Had four catches for 59 yards with a long of 33 . . . Also fielded kickoffs for the first time in his career, as he returned two for a 34.5-yard average with a long of 47 . . .

AT SEATTLE (OCT. 28): Recorded three receptions for 76 yards, including a long reception of 43 . . . Marked his fourth-highest yardage total of the season . . . Was awarded an offensive game ball . . .

AT INDIANAPOLIS (NOV. 11): Had three receptions for 113 yards and two touchdowns, marking the first 100-yard receiving game of his career . . . Was awarded an offensive game ball . . . It was the eighth-highest single-game yardage total by a Dolphins rookie . . . 37.7-yard average per reception in that game is the highest ever by a Dolphins rookie in a game (min. 3 receptions) . . . It was the first 100-yard receiving game by a Dolphins rookie since RB Terry Kirby had nine catches for 148 yards and a TD on December 19, 1993 against Buffalo . . . It was the first by a Dolphins wide receiver since October 29, 1989 when Andre Brown had five catches for 106 yards and a TD at Buffalo . . . Had scoring catches of 74 and 29 yards . . . 74-yarder occurred with 3:04 to play in the first half and it marked the longest by a Dolphins rookie since FB Stanley Pritchett hauled in a 74-yard scoring catch from Dan Marino on September 15, 1996 against the N.Y. Jets . . . The 74-yard TD catches are tied for second for the longest receptions by a Dolphins rookie, trailing only the 80-yarder by TE Ferrell Edmunds from Marino on November 27, 1988 at the N.Y. Jets, while Chambers' is the longest by a rookie wide receiver . . . His 29-yarder came with 7:44 to play in the contest and provided the winning points in Miami's 27-24 victory . . . He became just the second Dolphins rookie ever to have

two TD catches in a game, joining Mel Baker, who had scoring catches of 37 and 46 yards from Earl Morrall on December 15, 1974 against New England . . . Along with Travis Minor's 56-yard TD run, it marked the first time that a rushing touchdown and a receiving touchdown had been scored by Dolphins rookies in the same game since September 13, 1999 at Denver, when J.J. Johnson had a one-yard TD run and Rob Konrad had a 12-yard TD reception from Dan Marino . . . It was the first time that a rookie running back and wide receiver had touchdowns in the same game since October 24, 1993 against Indianapolis, when WR O.J. McDuffie had a 71-yard punt return for a TD and RB Terry Kirby had a 44-yard scoring reception from Scott Mitchell and a 14-yard TD run . . . It was the first time that a rookie wide receiver had a TD reception and a rookie running back had a TD run in the same game since November 19, 1989 at Dallas, when RB Sammie Smith had a one-yard scoring run and WR Andre Brown had a 48-yard TD catch from Marino . . .

AT BUFFALO (NOV. 25): Had five catches for 101 yards, and spearheaded a fourth-quarterback in which the Dolphins responded from an 11-point deficit with a pair of touchdown catches in the final period . . . First scoring catch was from 22 yards out and came with 4:07 to play in the game and closed the Bills' lead to three points at 27-24 . . . Hauled in a 32-yard scoring strike with 48 seconds remaining, lifting the Dolphins to the 34-27 victory . . . It represented his second 100-yard receiving game of the year and was the second time that he hauled in a pair of touchdowns . . . Along with Oronde Gadsden's 116 receiving yards, it was the first time that two Dolphins had 100 yards receiving in the same game since December 5, 1999 against Indianapolis when Gadsden (103 yards) and Tony Martin (109 yards) accomplished the feat . . . It was only the third time that a Dolphins rookie was involved in a dual 100-yard receiving game, as he joined TE Ferrell Edmunds (117 yards along with 116 by Mark Clayton on 11/27/88 at N.Y. Jets) and WR Andre Brown (105 yards along with 122 by Clayton on 10/29/89 at Buffalo) . . .

VS. DENVER (DEC. 2): Caught three passes for 35 yards, including an 11-yard TD catch from Jay Fiedler, his fifth TD reception of the year, tying him with Andre Brown (1989) for the Dolphins rookie record for most touchdown catches . . .

VS. INDIANAPOLIS (DEC. 10): In Monday night game, hauled in three passes for 36 yards, two of which went for touchdowns, marking his third multiple-touchdown game of the year . . . First TD catch was a two-yarder, 4:19 into the second quarter as he established the club's single-season record for touchdown catches by a rookie . . . Also caught a 32-yard scoring pass in the fourth quarter . . .

AT NEW ENGLAND (DEC. 22): Led the Dolphins with seven receptions for 124 yards, his third 100-yard receiving game of the year . . . Seven catches are tied for the seventh-highest single-game total by a Dolphins rookie, while his yardage figure is the third-highest total . . .

DOLPHINS SINGLE-GAME ROOKIE RECEIVING BESTS

RECEPTIONS

RECEIVING YARDS

PLAYER	OPP., DATE	NO.	PLAYER	OPP., DATE	YDS.
1. Rob Konrad	@Wash., 1/2/00	10	1. Terry Kirby	vs. Buff., 12/19/93	148
2. Terry Kirby	vs. Buff., 12/19/93	9	2. Jack Clancy	at Hou., 12/3/67	126
3. Jack Clancy	at Oak., 11/19/67	8	3. CHRIS CHAMBERS	AT N.E., 12/22/01	124
Jack Clancy	vs. S.D., 12/10/67	8	4. Mel Baker	vs. N.E., 12/15/74	121
Troy Stradford	vs. Pitt., 11/1/87	8	5. Ferrell Edmunds	at Jets, 11/27/88	117
Terry Kirby	vs. Giants, 12/5/93	8	6. Duriel Harris	vs. Balt., 11/22/76	116
7. CHRIS CHAMBERS	AT N.E., 12/22/01	7	7. Jack Clancy	at Oak., 11/19/67	114
Several other players		7	8. CHRIS CHAMBERS	AT IND., 11/1/01	113

VS. BUFFALO (JAN. 6): In season finale, started in place of an injured Oronde Gadsden . . . Had three receptions for a team-high 48 yards . . . Sustained a sprained right ankle in the game, causing him to miss First-Round Playoff game vs. Baltimore (1/13/02).

COLLEGE

Four-year letterman (1997-00) for the Badgers . . . Played in 43 games in his career, starting each of the final 33 . . . Finished with 127 receptions for 2,004 yards and 10 touchdowns . . . Also rushed for 17 yards on two carries, returned one kickoff for 15 yards and fielded five punts for two yards . . . Ranks second on the school's all-time list for receptions and yardage, trailing only former New York Jet Al Toon (131-2,103) . . . Despite playing in only nine games as a senior because of a stress fracture in his right foot, put together the most productive season of his career with 52 receptions for 813 yards and five touchdowns . . . Was a second-team All-

Big 10 Conference choice . . . Had the best game of his career when he hauled in 11 passes for 191 yards against Iowa . . . That came one week after he had 11 receptions for 173 yards and a touchdown against Purdue . . . Missed two games as a junior with a broken finger, but still led the team in receiving with 41 catches for 578 yards and four scores, and was an honorable mention All-Big 10 pick . . . Also topped the team in receiving his sophomore season when he totaled 28 catches for 563 yards and one touchdown, which came on an 80-yard grab against Michigan . . . Was a backup guard on the Badger basketball team during his freshman year of 1997-98 . . . Majored in sociology and law.

PERSONAL

Single . . . Earned All-America accolades and was a two-time all-state performer at Bedford (Ohio) High School . . . Totaled 75 receptions and 24 touchdowns in his prep career . . . Also lettered in basketball and track . . . As a senior, was a third-team all-state selection in basketball . . . In track, was the state champion in the 400-meters as a senior with a time of 47.1 . . . Has assisted in building houses for Habitat for Humanity . . . The Cleveland Browns were his favorite team growing up and Eric Metcalf was his favorite athlete . . . Lists "The Matrix" as his favorite movie and "Martin" as his favorite television show . . . Enjoys watching movies in his spare time . . . Full name is Chris J. Chambers, born August 12, 1978 in Cleveland, Ohio.

CHRIS CHAMBERS' NFL REGULAR SEASON STATISTICS

YEAR	TEAM	G-S	NO.	RECEIVING				ATT.	RUSHING			
				YDS.	AVG.	LG	TD		YDS.	LG	TD	
2001	Miami	16-7	48	883	18.4	74t	7	1	-11	-11	0	

CHRIS CHAMBERS' NFL PLAYOFF STATISTICS

YEAR	TEAM	G-S	NO.	RECEIVING				ATT.	RUSHING			
				YDS.	AVG.	LG	TD		YDS.	LG	TD	
2001	Miami	0-0	0	0	0	0	0	0	0	0	0	

ADDITIONAL STATS

Kickoff Returns: 36 for 811 yards, 22.5 avg., long 47 in 2001

Miscellaneous Tackles: 8 in 2001

SINGLE-GAME HIGHS

Most Receptions:	7	at New England, 12/22/01
	5	at Buffalo, 11/25/01
	4	at St. Louis, 9/30/01
	4	vs. Carolina, 11/4/01
	3,	six different times
Most Receiving Yards:	124	at New England, 12/22/01
	113	at Indianapolis, 11/11/01
	101	at Buffalo, 11/25/01
	76	at Seattle, 10/28/01
	59	at St. Louis, 9/30/01
Longest Receptions:	74t	at Indianapolis, 11/11/01
	44	at New England, 12/22/01
	43	at Seattle, 10/28/01
	36	at Tennessee, 9/9/01
	36	vs. Buffalo, 1/6/02
Most TD Receptions:	2	at Indianapolis, 11/11/01
	2	at Buffalo, 11/25/01
	2	vs. Indianapolis, 12/10/01
Most Kickoff Returns:	5	at Seattle, 10/28/01
	5	at Indianapolis, 11/11/01
	4	at San Francisco, 12/16/01
Most Kickoff Return Yards:	127	at Indianapolis, 11/11/01
	109	at Seattle, 10/28/01
	87	at San Francisco, 12/16/01

Long Kickoff Returns: 47 at St. Louis, 9/30/01
 47 at Seattle, 10/28/01
 46 vs. Carolina, 11/4/01

100-YARD RECEIVING GAMES (3)

DATE	OPPONENT	NO.	YDS.	LG	TD
11/11/01	at Indianapolis	3	113	74t	2
11/25/01	at Buffalo	5	101	32t	2
12/22/01	at New England	7	124	44	0

CHRIS CHAMBERS' RECEIVING BREAKDOWN

	2001						CAREER					
	G	NO	YDS	AVG	LG	TD	G	NO	YDS	AVG	LG	TD
Buffalo	2	8	149	18.6	36	2	2	8	149	18.6	36	2
Indianapolis	2	6	149	24.8	74	4	2	6	149	24.8	74	4
Miami	-	-	-	-	-	-	-	-	-	-	-	-
New England	2	7	124	17.7	44	0	2	7	124	17.7	44	0
N.Y. Jets	2	5	78	15.6	28	0	2	5	78	15.6	28	0
AFC East	8	26	500	19.2	74	6	8	26	500	19.2	74	6
Baltimore	-	-	-	-	-	-	-	-	-	-	-	-
Cincinnati	-	-	-	-	-	-	-	-	-	-	-	-
Cleveland	-	-	-	-	-	-	-	-	-	-	-	-
Jacksonville	-	-	-	-	-	-	-	-	-	-	-	-
Pittsburgh	-	-	-	-	-	-	-	-	-	-	-	-
Tennessee	1	2	52	26.0	36	0	1	2	52	26.0	36	0
AFC Central	1	2	52	26.0	36	0	1	2	52	26.0	36	0
Denver	1	3	35	11.7	14	1	1	3	35	11.7	14	1
Kansas City	-	-	-	-	-	-	-	-	-	-	-	-
Oakland	1	2	36	18.0	27	0	1	2	36	18.0	27	0
San Diego	-	-	-	-	-	-	-	-	-	-	-	-
Seattle	1	3	76	25.3	43	0	1	3	76	25.3	43	0
AFC West	3	8	147	18.4	43	1	3	8	147	18.4	43	1
AFC Total	12	36	699	19.4	74	7	12	36	699	19.4	74	7
Arizona	-	-	-	-	-	-	-	-	-	-	-	-
Dallas	-	-	-	-	-	-	-	-	-	-	-	-
N.Y. Giants	-	-	-	-	-	-	-	-	-	-	-	-
Philadelphia	-	-	-	-	-	-	-	-	-	-	-	-
Washington	-	-	-	-	-	-	-	-	-	-	-	-
NFC East	-	-	-	-	-	-	-	-	-	-	-	-
Chicago	-	-	-	-	-	-	-	-	-	-	-	-
Detroit	-	-	-	-	-	-	-	-	-	-	-	-
Green Bay	-	-	-	-	-	-	-	-	-	-	-	-
Minnesota	-	-	-	-	-	-	-	-	-	-	-	-
Tampa Bay	-	-	-	-	-	-	-	-	-	-	-	-
NFC Central	-	-	-	-	-	-	-	-	-	-	-	-
Atlanta	1	2	44	22.0	35	0	1	2	44	22.0	35	0
Carolina	1	4	54	13.5	28	0	1	4	54	13.4	28	0
New Orleans	-	-	-	-	-	-	-	-	-	-	-	-
St. Louis	1	4	59	14.8	33	0	1	4	59	14.8	33	0
San Francisco	1	2	27	13.5	18	0	1	2	27	13.5	18	0
NFC West	4	12	184	15.3	35	0	4	12	184	15.3	35	0
NFC Total	4	12	184	15.3	35	0	4	12	184	15.3	35	0
Home	8	19	278	14.6	36	3	8	19	278	14.6	36	3
Road	8	29	605	20.9	74	4	8	29	605	20.9	74	4
1st Down	16	17	282	16.6	44	4	16	17	282	16.6	44	4
2nd Down	16	15	225	15.0	35	0	16	15	225	15.0	35	0
3rd Down	16	15	366	24.4	74	3	16	15	366	24.4	74	3
4th Down	16	1	10	10.0	10	0	16	1	10	10.0	10	0
1st Half	16	21	373	17.8	74	2	16	21	373	17.8	74	2
2nd Half	16	27	510	18.9	44	5	16	27	510	18.9	44	5
Overtime	-	-	-	-	-	-	-	-	-	-	-	-
Grass	12	33	534	16.2	44	3	12	33	534	16.2	44	3
Turf	4	15	349	23.3	74	4	4	15	349	23.3	74	4

CHRIS CHAMBERS' RECEIVING BREAKDOWN

	2001						CAREER					
	G	NO	YDS	AVG	LG	TD	G	NO	YDS	AVG	LG	TD
Aug./Sept.	3	8	147	18.4	36	0	3	8	147	18.4	36	0
October	3	6	129	21.5	43	0	3	6	129	21.5	43	0
November	4	14	293	20.9	74	4	4	14	293	20.9	74	4
Dec./Jan.	6	20	314	15.7	44	3	6	20	314	15.7	44	3
Games 1-8	8	21	443	21.1	74	2	8	21	443	21.1	74	2
Games 9-16	8	27	440	16.3	36	5	8	27	440	16.3	36	5
Wins	11	30	595	19.8	74	7	11	30	595	19.8	74	7
Losses	5	18	288	16.0	44	0	5	18	288	16.0	44	0
Ties	-	-	-	-	-	-	-	-	-	-	-	-



LARRY CHESTER

Defensive Tackle

6-2 • 325


Born: 10/17/75

College: Temple '98

Acquired: UFA (Car.), 2002

Signed Through: 2006

NFL: Fifth Season • Dolphins: First Season



PRO CAREER

2001 – Signed a five-year contract with the Dolphins as an unrestricted free agent from Carolina on March 5, 2002 . . . Signed with Carolina as a free agent on May 18, 2001 . . . Played in 11 games, including five starts for the Panthers . . . Despite missing five games, finished eighth on the team with 55 total tackles (36 solo) . . . Added a half-sack and a fumble recovery . . . Collected six tackles and a fumble recovery at Washington (10/21) . . . Made first start of the year the following week vs. N.Y. Jets (10/28) and registered five stops . . . Had a season-high nine tackles at Miami (11/4) . . . Produced seven tackles at St. Louis (11/11) . . . Had one tackle and a half-sack vs. Atlanta (11/25) before sustaining a broken left fibula . . . Was inactive each of the next three weeks before being placed on the team's injured reserve list on December 28.

2000 – Appeared in all 16 games in a reserve role with Indianapolis . . . Posted 19 tackles (nine solo), 2.5 sacks and a fumble recovery . . . Had two tackles and a sack in season-opener at Kansas City (9/3) . . . Had a fumble recovery vs. Detroit (10/29) . . . Recorded a pair of stops and a sack in Monday night game vs. Buffalo (12/11) . . . Appeared in First-Round Playoff game at Miami (12/30) in a reserve role and posted two tackles.

1999 – Turned in the most productive season of his career . . . Played in all 16 games, starting eight of them at left defensive tackle . . . Registered 67 total tackles (47 solo), a sack, a fumble recovery and a forced fumble . . . Recovered a fumble vs. Buffalo (9/12) . . . Came up with a career-high 12 tackles vs. Kansas City (11/7) . . . Recorded a sack and a forced fumble at Philadelphia (11/12) . . . Saw action as a reserve in Divisional Playoff game vs. Tennessee (1/16/00) . . . Was credited with seven stops.

1998 – Signed by Indianapolis as an undrafted rookie free agent . . . Was waived on August 31 and signed to the practice squad on September 2 . . . Was signed to the 53-man roster on September 10 . . . Went on to play in 14 games, starting two of them . . . Notched 31 total tackles (23 solo), three sacks and a pass defended . . . Collected a season-high seven tackles in second NFL game, at N.Y. Jets (9/20) . . . Posted the first sack of his career the

FINS FACT

An avid weightlifter, Larry was the nation's No. 2 ranked high school powerlifter as a senior.

following week vs. New Orleans (9/27), as he tackled QB Danny Wuerffel for a loss . . . Also had sacks vs. Buffalo (10/11) and vs. Cincinnati (12/13) . . . First NFL start came at Miami (11/8) . . . Second start came at Baltimore (11/29) as he answered with six tackles . . . Was an NFL first-team all-rookie selection by Pro Football Weekly.

COLLEGE

Played his final two collegiate seasons (1996-97) at Temple after transferring from Southwest Mississippi Junior College in Summit, Miss., where he also played two years (1994-95) . . . Was a second-team All-Big East choice as a senior in 1997 as he amassed 63 tackles, including seven for loss, five sacks and a fumble recovery.

PERSONAL

Has a fiancée, Neiko Sanders . . . Lettered three years at Hammond (La.) High School . . . Was a Division 4A All-District choice as an offensive tackle and a second-team selection at defensive tackle both his junior and senior seasons . . . Finished second in the nation in powerlifting as a senior, benching 430 pounds and deadlifting 630 pounds . . . Also lettered in track where he earned all-state accolades in the shot put and discus . . . Full name is Larry Travis Chester, born October 17, 1975 in Hammond, La.

LARRY CHESTER'S NFL REGULAR SEASON STATISTICS

YEAR	TEAM	G-S	TACK.	ASST.	TOTAL	FUM. REC.	FOR. FUM.	QB SACK	YDS LOST
1998	Indianapolis	14-2	23	8	31	0	0	3	19.0
1999	Indianapolis	16-8	40	27	67	1	1	1	18.0
2000	Indianapolis	16-0	9	10	19	1	0	2½	7.5
2001	Carolina	11-5	36	19	55	1	0	½	7.0
4-YEAR TOTALS		57-15	108	64	172	3	1	7	51.5

LARRY CHESTER'S NFL PLAYOFF STATISTICS

YEAR	TEAM	G-S	TACK.	ASST.	TOTAL	FUM. REC.	FOR. FUM.	QB SACK	YDS LOST
1999	Indianapolis	1-0	6	1	7	0	0	0	0.0
2000	Indianapolis	1-0	1	1	2	0	0	0	0.0
PLAYOFF TOTALS		2-0	7	2	9	0	0	0	0.0

ADDITIONAL STATS

Passes Defensed: 1 in 1998

DOLPHINS LOGO

The most recent modification to the Dolphins' logo was made prior to the 1997 season. This marked just the third logo change in the 36-year history of the franchise, and the first since 1972.

The original logo featured the dolphin jumping in front of a sunburst using the team's base colors (aqua, coral and white). In 1972, the dolphin was repositioned in front of the sunburst and the aqua color was strengthened. In 1997, the traditional logo and colors were kept as a base, while the sunburst on the logo was accentuated and the dolphin was strengthened with a stronger definition of its shape. In addition, the sunburst was more prominently displayed with the elimination of the hashmarks around the sun's perimeter, while the dolphin's features were accentuated by navy highlights.




PRESENT LOGO



1966-71



1972-96



MARK DIXON

Guard

6-4 • 295

Born: 11/26/70

College: Virginia '94

Acquired: FA, 1998

Signed Through: 2002

NFL: Fifth Season • Dolphins: Fifth Season



PRO CAREER

2001 — Started each of the first ten games of the season at left guard . . . Played in all but five offensive snaps over the first nine matchups . . . Sustained a fractured right fibula with associated ligament damage in first quarter of game at Buffalo (11/25) . . . Underwent surgery on December 4 to stabilize the fracture . . . Chief Team Physician Dr. George Caldwell and Dr. Robert Mills, a foot and ankle specialist, performed the surgery at Holy Cross Hospital in Ft. Lauderdale . . . Was placed on injured reserve that same day, and remained there for the final six regular season games and First-Round Playoff contest . . .

Underwent subsequent surgery on March 13, 2002 to remove two syndesmotom screws, which were inserted on December 4 . . . Dr. Caldwell performed the surgery at Holy Cross Hospital.

2000 — Signed a three-year contract through the 2002 season on June 6, 2000 . . . Started all 15 games in which he played at left guard . . . Underwent arthroscopic surgery on October 9 to remove loose bodies from his left elbow . . . The surgery was performed by Dr. John Uribe at HealthSouth Doctor's Hospital in Coral Gables . . . It was an injury he sustained in a game vs. Buffalo (10/8) . . . Was inactive for Monday night game at N.Y. Jets (10/23) . . . Was awarded game balls for his performances in wins at Indianapolis (11/26), at Buffalo (12/3) and at New England (12/24) . . . Part of an offensive line that led a running game which amassed 1,894 yards, the most by a Dolphins team since 1984 . . . The unit also allowed only 28 sacks, tied for the fourth-fewest in the AFC and fifth in the NFL . . . Was a first-team All-Pro selection by Sports Illustrated . . . Following the season, underwent an arthroscopic debridement of his left shoulder and right elbow on January 10 . . . Both surgeries were performed by Dr. Uribe at HealthSouth Doctor's Hospital . . . Started both postseason contests following the 2000 season at left guard.

1999 — Was one of the most productive offensive linemen for the Dolphins for the second consecutive season in 1999 . . . Started all 13 regular season games in which he played at left guard . . . Sustained a right groin strain vs. Arizona (9/19), causing him to be inactive for three of the next four games (vs. Buffalo 10/4, at Indianapolis 10/10 and vs. Philadelphia 10/24) . . . Was awarded offensive game balls for his performances in wins at Oakland (10/31) and vs. New England (11/21) . . . Started both postseason contests following the 1999 season at left guard, the first two playoff games of his NFL career.

1998 — Turned out to be perhaps the most pleasant surprise for the Dolphins in 1998 after signing as a free agent on January 22, 1998 . . . Earned a starting spot at left guard during the preseason and kept it into the regular season . . . Started each of the first eight games of the season at left guard and did not miss an offensive snap over that time . . . Was awarded offensive game balls for his performances vs. Pittsburgh (9/20) and vs. St. Louis (10/18) . . . Saw action in a reserve role vs. Indianapolis (11/8) due to a neck injury . . . Opened each of the next two games (at Carolina 11/15 and at New England 11/23) at left guard . . . Aggravated his neck injury at New England (11/23) when he sustained a cervical spine disc herniation . . . Was placed on injured reserve on November 25 . . . Underwent surgery on December 7 to correct the disc problem . . . The surgery was performed by Dr. Frank Eismont at the University of Miami Jackson Memorial Hospital.

1994-97 — Played the first three years of his professional career (1995-97) in the Canadian League . . . Was with the Baltimore Stallions in 1995 and the Montreal Alouettes, 1996-97 . . .



FINS FACT



Each week during the 2001 season and this past offseason, Mark had his own one-hour segment on WQAM Radio, the Dolphins flagship station.



Started all 18 regular season games and both playoff contests at left tackle in 1997 . . . Opened seven games at right guard in 1996 when injuries limited his playing time . . . Started each of the final five regular season matchups and every postseason game at right guard in 1995 as the Stallions went on to capture the Grey Cup championship . . . Played with Frankfurt of the World League in 1995 . . . Attended NFL training camps with Philadelphia in 1994 and Atlanta in 1995 . . . Was released prior to the regular season both times.

COLLEGE

Started 28 games in his four-year career (1990-93) for the Cavaliers, including all but one contest over his final two seasons . . . Served as team captain his senior year when he started ten games at left guard and was a consensus All-Atlantic Coast Conference and All-America selection . . . Played in the Senior Bowl . . . Majored in sociology.

PERSONAL

Has two daughters, Houston Elizabeth and Emily . . . Resides in Davie, Fla. . . . Attended Ragsdale High School in Jamestown, N.C. . . . Lettered in football, basketball and baseball . . . Has assisted in building houses for Habitat For Humanity . . . Has served as a youth baseball coach in the Davie (Fla.) Police Athletic League . . . Appears on a weekly radio show on WQAM throughout the year . . . Full name is Mark Keller Dixon, born November 26, 1970, in Charlottesville, Va.

MARK DIXON'S NFL REGULAR SEASON STATISTICS

GAMES/STARTS: 1998: 11/10, 1999: 13/13, 2000: 15/15, 2001: 10/10 **4-YEAR TOTALS:** 49/48

MARK DIXON'S NFL PLAYOFF STATISTICS

GAMES/STARTS: 1998: Injured Reserve, 1999: 2/2, 2000: 2/2, 2001: Injured Reserve
PLAYOFF TOTALS: 4/4

ADDITIONAL STATS

Miscellaneous Tackles: 1 in 1998

Miscellaneous Fumbles Recovered: 2 in 1998



SHAWN DRAPER

Tight End

6-3 • 275

Born: 7/5/79

College: Alabama '01

Acquired: 05, 2001

Signed Through: 2003

NFL: Second Season • **Dolphins:** Second Season



PRO CAREER

2001 — Was inactive for all 16 regular season games and lone playoff contest in his rookie season . . . Fifth-round draft choice (156th overall) of Miami in 2001.

COLLEGE

Four-year letterman at Alabama (1997-00) . . . Played in 44 games during his career, starting 11 of them . . . Began as a tight end before being moved to the defensive line as a sophomore . . . Returned to tight end for his junior year, and closed out his career by splitting time between

FINS FACT

Shawn started games at three different positions during his collegiate career, including defensive tackle, tight end and offensive tackle.

10
20
30

Dixon/Draper • 87

offensive tackle and tight end his senior season . . . Started eight of the ten games in which he appeared as a senior . . . Graded out the highest among Alabama's blockers with a mark of 83.4% . . . Caught three passes for 90 yards and a touchdown from the tight end spot . . . Had a 56-yard scoring catch against Central Florida . . . Played in the Blue-Gray game following his senior season . . . Earned the "Billy Neighbors Most Improved Defensive Lineman" award in spring drills prior to his junior year . . . Was the recipient of the "Dwight Stephenson Most Valuable Lineman" award as a sophomore . . . Majored in special education.

PERSONAL

Has a daughter, Madison Dawn (10/17/00) . . . Was an honorable mention All-State Class 6A selection as a senior at Butler High School in Huntsville, Ala., where he played linebacker and tight end . . . Had 500 receiving yards, 10 touchdowns and 66 tackles as a junior, while recording 108 tackles and 18 receptions as a senior . . . Captained the basketball team as a senior and garnered all-city honors as both a junior and senior in that sport . . . Has assisted in building houses for Habitat for Humanity . . . Enjoys fishing and playing basketball in spare time . . . The Atlanta Braves was his favorite professional sports team growing up . . . Lists "Friday" as favorite movie, "Martin" as favorite television show and DMX as favorite recording artist . . . Full name is Shawn Kelvin Draper, born July 5, 1979 in Huntsville, Ala.

SHAWN DRAPER'S NFL REGULAR SEASON STATISTICS

YEAR	TEAM	G-S	NO.	RECEIVING				TD	RUSHING			
				YDS.	AVG.	LG			ATT.	YDS.	LG	TD
2001	Miami	0-0	0	0	0.0	0		0	0	0	0	0

SHAWN DRAPER'S NFL PLAYOFF STATISTICS

YEAR	TEAM	G-S	NO.	RECEIVING				TD	RUSHING			
				YDS.	AVG.	LG			ATT.	YDS.	LG	TD
2001	Miami	0-0	0	0	0.0	0		0	0	0	0	0



DEON DYER

Fullback

5-11 • 255

Born: 10/2/77

College: North Carolina '00

Acquired: D4, 2000

Signed Through: 2002

NFL: Third Season • Dolphins: Third Season



PRO CAREER

2001 — Played in a reserve role in all 16 regular season games . . . Served mainly as a blocking back, did not post any offensive stats over the course of the year . . . Saw most extensive action of the season vs. New England (10/7) and vs. Buffalo (1/6/02) . . . In those two games, the Dolphins ran for 209 and 202 yards, respectively, and averaged 4.7 yards per rush attempt combined in the two contests . . . Started First-Round Playoff game vs. Baltimore (1/13/02), the first start of his NFL career, regular season or postseason . . . Did not have any stats in that game . . . Underwent a pair of surgeries following the season, both on January 23, 2002 . . . Had surgery for the removal of bone spurs and loose bodies that resulted from a right hand fracture that he sustained in the

FINS FACT

Although Deon gained just 258 yards rushing as a junior at North Carolina, he was named the team's Outstanding Offensive Player because of his blocking prowess, leadership abilities and selfless style of play.

second preseason game of '01, on August 13 at Tampa Bay . . . That surgery was performed by Dr. Brian Fingado, a hand specialist, at Holy Cross Hospital in Ft. Lauderdale . . . The second procedure was to remove a loose body and debride his right shoulder joint . . . Chief Team Physician Dr. George Caldwell performed that surgery, also at Holy Cross.

2000 – Played in all 16 regular season games during his rookie season, all in a reserve role . . . Did not carry the ball, caught two passes for 14 yards with a long catch of 13 . . . Was credited with three special teams tackles over the course of the season . . . Fourth-round draft choice (117th overall) of Miami in 2000 . . . Appeared in both playoff contests following the 2000 season in a reserve role . . . Did not post any stats.

COLLEGE

Was a four-year letterman (1996-99) for the Tar Heels who started each of his final three seasons . . . Finished his career with 639 yards rushing and nine touchdowns on 186 attempts, and 20 receptions for 183 yards and a pair of scores . . . As a senior in 1999, ran for 233 yards and two touchdowns on 73 carries and caught seven passes for 55 yards and one touchdown . . . Played in the Senior Bowl following the season . . . Had his most productive season as a junior in 1998 when he rushed for 258 yards and six touchdowns on 84 carries and caught six passes for 58 yards and a TD . . . Touchdown total of seven tied for the team lead . . . Missed the final regular season game and the Gator Bowl in his sophomore season with a fractured left fibula . . . Was the squad's co-recipient of the Outstanding Special Teams Player Award after his freshman year . . . Majored in African-American Studies.

PERSONAL

Single, resides in Chesapeake, Va . . . Earned all-district, all-region and all-state honors as a junior and senior at Deep Creek High School in Chesapeake, Va . . . Rushed for 1,790 yards and 27 touchdowns as a senior, including a 301-yard rushing performance in a 1995 playoff game . . . Also lettered in track and field, where he performed in the shot put . . . Lists The Bible as favorite book, "Heat" as favorite movie, "Friends" as favorite television show, Bob Marley as favorite recording artist and Walter Payton as favorite athlete . . . Hobbies include playing Playstation . . . Has assisted in building houses for Habitat for Humanity . . . Full name is Deon J. Dyer, born October 2, 1977, in Chesapeake, Va.

DEON DYER'S NFL REGULAR SEASON STATISTICS

YEAR	TEAM	G-S	ATT.	RUSHING			LG	TD	RECEIVING			
				YDS.	AVG.				NO.	YDS.	LG	TD
2000	Miami	16-0	0	0	0.0		0	0	2	14	13	0
2001	Miami	16-0	0	0	0.0		0	0	0	0	0	0
2-YEAR TOTALS		32-0	0	0	0.0		0	0	2	14	13	0

DEON DYER'S NFL PLAYOFF STATISTICS

YEAR	TEAM	G-S	ATT.	RUSHING			LG	TD	RECEIVING			
				YDS.	AVG.				NO.	YDS.	LG	TD
2000	Miami	2-0	0	0	0.0		0	0	0	0	0	0
2001	Miami	1-1	0	0	0.0		0	0	0	0	0	0
PLAYOFF TOTALS		3-1	0	0	0.0		0	0	0	0	0	0

ADDITIONAL STATS

Special Teams Tackles: 1 in 2000

Miscellaneous Tackles: 1 in 2000

Kickoff Returns: 2 for 24 yards, 12.0 avg., long 14 in 2001



ROBERT EDWARDS

Running Back

5-11 • 220

Born: 10/2/74

College: Georgia '98

Acquired: FA, 2002

Signed Through: 2002

NFL: Fourth Season • Dolphins: First Season



PRO CAREER

2001 – Signed a one-year contract with the Dolphins as a free agent on March 6, 2002 . . . Went to training camp with New England in 2001 . . . Did not play in any preseason games before being waived on August 24, 2001.

2000 – Was placed on New England's Reserve/Non-Football Injury list on August 22, 2000, where he spent the entire season.

1999 – Following the '98 season, sustained a severe left knee dislocation during an all-star beach flag football event during the week of the Pro Bowl in Hawaii . . . Was placed on the Patriots' Reserve/Non-Football Injury list on August 31, 1999, where he spent the entire season.



FINS FACT



Robert played cornerback his first two years at the University of Georgia before making the move to running back, where he rushed for nearly 2,000 yards in just two years.

1998 – Started 15 of the 16 games in which he played during his rookie season . . . Rushed for 1,115 yards and nine touchdowns on 291 attempts . . . Added 35 receptions for 331 yards and three scores . . . His 1,115 yards represented the eighth-best rushing performance in franchise history at the time (now ninth) and he became just the fifth Patriot to rush for over 1,100 yards in a season (now sixth) . . . It ranked tenth overall in the AFC and second among rookie rushers, trailing only Jacksonville's Fred Taylor (1,223) . . . Reception total was third on the team behind Ben Coates (67) and Terry Glenn (50) . . . His 12 total touchdowns was the fifth-highest single-season total in Patriots history (now sixth), tying Mack Herron's 1974 season total . . . It placed him third in the AFC behind Terrell Davis (23) and Fred Taylor (17) . . . Led the team in rushing in 14 of the 16 games and either led or shared the lead as a receiver in four others . . . Made his NFL debut at Denver (9/7), as he split time with Sedrick Shaw . . . Didn't start, but led the team in rushing with 50 yards on 13 carries, scoring his first career touchdown on a one-yard run in the second quarter . . . Made his NFL starting debut the following week in the home opener vs. Indianapolis (9/13) . . . Finished the game with 107 yards of offense, including 71 yards on three receptions (23.4 avg.) and scored on another one-yard run late in the game to give the Patriots a 29-0 advantage in a 29-6 final . . . Broke free for a season-long 53-yard run vs. Tennessee (9/20) and finished the game with 92 yards on just 12 carries (7.7 avg.) and scored on another touchdown run, extending his streak to three games . . . Scored on an eight-yard run the following week at New Orleans (10/4) and finished just three yards shy of his first 100-yard rushing game in a 30-27 victory over the Saints . . . Posted his first 100-yard game the following week vs. Kansas City (10/11), as he rushed for 104 yards on 23 carries (4.5 avg.), and scored for the fifth consecutive week, on a one-yard run in the first quarter . . . Also caught three passes for 32 yards, including a diving 15-yard touchdown which put the Patriots ahead 17-0 in a 40-10 win over the Chiefs . . . It was his first career touchdown reception and the first multiple touchdown game of his career . . . Set an NFL record in his sixth week, vs. New York (10/19), when he scored a touchdown in his sixth consecutive game as a pro . . . No player in NFL history had ever started their careers with touchdowns scored in each of their first six games . . . For the second week in a row, he rushed for 104 yards and a touchdown and also had four receptions for 24 yards . . . His record-breaking touchdown run converted a fourth-and-goal from the one . . . Recorded a single-game high of 196 yards rushing at St. Louis (12/13), which was the fourth-highest single-game total in Patriots history and was the fourth-highest total in the NFL in '98 . . . Accounted for three of his four longest runs in that game, from 53, 47 and 36 yards out . . .

Carried the ball 24 times in that game, tying a season-high, giving him an 8.2-yard average per attempt that day . . . Fourth and final 100-yard game came the following week in a playoff clinching victory over San Francisco (12/20) when he rushed for 101 yards on 24 carries and scored on a five-yard run . . . Also added four receptions for 52 yards and scored the game's opening touchdown on a 19-yard catch from Scott Zolak . . . It was his second multiple touchdown game of the season . . . Had a season-high five receptions vs. Atlanta (11/8) . . . Rushed for 28 yards on 17 carries and caught three passes for 33 yards in a First-Round Playoff loss at Jacksonville (1/3/99) . . . First of two first-round draft choices (18th overall) of New England in 1998, with a choice obtained from the Jets as part of the compensation package for the signing of RB Curtis Martin as a restricted free agent . . .

POSTSEASON HONORS: Earned postseason all-rookie team honors from Pro Football Weekly, College & Pro Football Weekly, Football Digest and Football News . . . Also selected as the Shaw's Supermarkets 12th Player Award.

COLLEGE

Was a four-year letterman (1993-94, 1996-97) at Georgia . . . Was recruited as a cornerback in 1993, but made the transition to running back after two years as a defensive back . . . Started 18 of 22 games . . . Finished his collegiate career by rushing for 1,955 yards and 27 touchdowns on 371 carries (5.3 avg.) . . . Rushing total ranks 11th all-time among Bulldog career leaders despite playing the position for just over two seasons . . . His career average of 5.3-yards per carry ranks eighth in school history and his 27 career rushing touchdowns ties him with Tim Worley for fifth place . . . Started seven of nine games as a senior in 1997 and rushed for 830 yards and 12 touchdowns on 142 attempts, and was a second-team All-America selection and a first-team All-Southeastern Conference choice . . . Rushed for a career-high 186 yards and two touchdowns on 19 carries (9.8 avg.) vs. Kentucky . . . Touchdown runs were 44 and 80 yards . . . His 80-yard run was the longest of his career and the longest since Worley went 89 yards vs. Florida in 1985 . . . His 186-yard rushing total was the most by a Bulldog back since Garrison Hearst collected 246 yards against Vanderbilt in 1992 . . . Was voted team captain prior to his junior season . . . Started nine of 11 games at running back . . . Led the team in rushing with 800 yards and nine touchdowns on 184 carries (4.4 avg.) . . . Caught 23 passes for 199 yards (8.7avg.) and a touchdown . . . Returned two kickoffs for 27 yards (13.5 avg.) . . . Won the starting job at running back in 1995 after making the switch from cornerback during fall drills . . . Sustained a fractured bone in his foot during the second game of the season vs. Tennessee and missed the rest of the season . . . Was granted a medical redshirt . . . Prior to the injury, had rushed for 325 yards and six touchdowns on 45 attempts . . . Started all 11 games at right cornerback his sophomore season of 1994 and recorded four interceptions . . . Majored in consumer economics.

PERSONAL

Has a fiancée, Tracy Henderson, with a daughter, Journee Monae . . . Tracy played basketball at the University of Georgia and currently plays for the Cleveland Rockers of the WNBA . . . Played running back and defensive back at Washington County High in Sandersville, Ga., and was voted the Georgia Class AA Defensive Player of the Year by the Atlanta Journal-Constitution . . . Earned all-state and all-county honors after gaining 1,661 all-purpose yards and 14 touchdowns as a running back, while recording 145 tackles, including eight sacks and eight interceptions as a defensive back during his senior year . . . Also blocked three punts, three PATs and three field-goal attempts during his final campaign, while leading the team to a 14-1 record and the Class AA State Championship game . . . Is the oldest of four children . . . Younger brother, Terrence, is a senior wide receiver at the University of Georgia . . . Has assisted in building houses for Habitat for Humanity . . . Participated in the Miami Dolphins Fishing Tournament benefiting the Cystic Fibrosis Foundation . . . Full name is Robert Lee Edwards III, born October 2, 1974 in Tennesse, Ga.

ROBERT EDWARDS' NFL REGULAR SEASON STATISTICS

YEAR	TEAM	G-S	ATT.	RUSHING				RECEIVING			
				YDS.	AVG.	LG	TD	NO.	YDS.	LG	TD
1998	New England	16-15	291	1115	3.8	53	9	35	331	46	3
1999	New England			RESERVE/NFI							
2000	New England			RESERVE/NFI							
3-YEAR TOTALS		16-15	291	1115	3.8	53	9	35	331	46	3

ROBERT EDWARDS' NFL PLAYOFF STATISTICS

YEAR	TEAM	G-S	ATT.	RUSHING				RECEIVING			
				YDS.	AVG.	LG	TD	NO.	YDS.	LG	TD
1998	New England	1-1	17	28	1.6	7	1	3	33	17	0

ADDITIONAL STATS

Miscellaneous Tackles: 1 in 1998

SINGLE-GAME HIGHS

Most Rushing Yards:	196	at St. Louis, 12/13/98
	104	vs. Kansas City, 10/11/98
	104	vs. N.Y. Jets, 10/18/98
	101	vs. San Francisco, 12/20/98
	97	at New Orleans, 10/4/98
Most Rush Attempts:	28	at Pittsburgh, 12/6/98
	24	at St. Louis, 12/13/98
	24	vs. San Francisco, 12/20/98
	23	vs. Kansas City, 10/11/98
	23	at Indianapolis, 11/1/98
Most Rushing TDs:	1	nine different times
	53	vs. Tennessee, 9/20/98
Long Runs:	53	at St. Louis, 12/13/98
	47	at St. Louis, 12/13/98
	36	at St. Louis, 12/13/98
	33	vs. Kansas City, 10/11/98
	5	vs. Atlanta, 11/8/98
Most Receptions:	4	vs. N.Y. Jets, 10/19/98
	4	vs. San Francisco, 12/20/98
	4	at N.Y. Jets, 12/27/98
	71	vs. Indianapolis, 9/13/98
	52	vs. San Francisco, 12/20/98
Most Receiving Yards:	46	vs. Miami, 11/23/98
	1	three different times
	46	vs. Miami, 11/23/98
	39	vs. Indianapolis, 9/13/98
	24	vs. Indianapolis, 9/13/98
Most TD Receptions:	196	at St. Louis, 12/13/98
	153	vs. San Francisco, 12/20/98
	136	vs. Kansas City, 10/11/98
	2	vs. Kansas City, 10/11/98
	2	vs. San Francisco, 12/20/98
Long Receptions:	2	vs. Kansas City, 10/11/98
	2	vs. San Francisco, 12/20/98
Most Total Yards From Scrimmage:	196	at St. Louis, 12/13/98
	153	vs. San Francisco, 12/20/98
	136	vs. Kansas City, 10/11/98
	2	vs. Kansas City, 10/11/98
	2	vs. San Francisco, 12/20/98
Most Total TDs:	2	vs. Kansas City, 10/11/98
	2	vs. San Francisco, 12/20/98

100-YARD RUSHING GAMES (4)

DATE	OPPONENT	ATT.	YDS.	LG	TD
10/11/98	Kansas City	23	104	33	1
10/18/98	N.Y. Jets	22	104	14	1
12/13/98	at St. Louis	24	196	53	0
12/20/98	San Francisco	24	101	12	1

ROBERT EDWARDS' RUSHING BREAKDOWN

	2001						CAREER					
	G	NO	YDS	AVG	LG	TD	G	NO	YDS	AVG	LG	TD
Buffalo	-	-	-	-	-	-	2	27	90	3.3	13	0
Indianapolis	-	-	-	-	-	-	2	41	106	2.6	8	2
Miami	-	-	-	-	-	-	2	33	51	1.5	15	0
New England	-	-	-	-	-	-	-	-	-	-	-	-
N.Y. Jets	-	-	-	-	-	-	2	34	151	4.4	18	1
AFC East	-	-	-	-	-	-	8	135	398	2.9	18	3
Baltimore	-	-	-	-	-	-	-	-	-	-	-	-
Cincinnati	-	-	-	-	-	-	-	-	-	-	-	-
Cleveland	-	-	-	-	-	-	-	-	-	-	-	-
Jacksonville	-	-	-	-	-	-	-	-	-	-	-	-
Pittsburgh	-	-	-	-	-	-	1	28	66	2.4	17	1
Tennessee	-	-	-	-	-	-	1	12	92	7.7	53	1
AFC Central	-	-	-	-	-	-	2	40	158	4.0	53	2
Denver	-	-	-	-	-	-	1	13	50	3.8	15	1
Kansas City	-	-	-	-	-	-	1	23	104	4.5	33	1
Oakland	-	-	-	-	-	-	-	-	-	-	-	-
San Diego	-	-	-	-	-	-	-	-	-	-	-	-
Seattle	-	-	-	-	-	-	-	-	-	-	-	-
AFC West	-	-	-	-	-	-	2	36	154	4.3	33	2
AFC Total	-	-	-	-	-	-	12	211	710	3.4	53	7
Arizona	-	-	-	-	-	-	-	-	-	-	-	-
Dallas	-	-	-	-	-	-	-	-	-	-	-	-
N.Y. Giants	-	-	-	-	-	-	-	-	-	-	-	-
Philadelphia	-	-	-	-	-	-	-	-	-	-	-	-
Washington	-	-	-	-	-	-	-	-	-	-	-	-
NFC East	-	-	-	-	-	-	-	-	-	-	-	-
Chicago	-	-	-	-	-	-	-	-	-	-	-	-
Detroit	-	-	-	-	-	-	-	-	-	-	-	-
Green Bay	-	-	-	-	-	-	-	-	-	-	-	-
Minnesota	-	-	-	-	-	-	-	-	-	-	-	-
Tampa Bay	-	-	-	-	-	-	-	-	-	-	-	-
NFC Central	-	-	-	-	-	-	-	-	-	-	-	-
Atlanta	-	-	-	-	-	-	1	10	11	1.1	8	0
Carolina	-	-	-	-	-	-	-	-	-	-	-	-
New Orleans	-	-	-	-	-	-	1	22	97	4.4	14	1
St. Louis	-	-	-	-	-	-	1	24	196	8.2	53	0
San Francisco	-	-	-	-	-	-	1	24	101	4.2	12	1
NFC West	-	-	-	-	-	-	4	80	405	5.1	53	2
NFC Total	-	-	-	-	-	-	4	80	405	5.1	53	2
Home	-	-	-	-	-	-	8	136	512	3.8	53	5
Road	-	-	-	-	-	-	8	155	603	3.9	53	4
1st Down	-	-	-	-	-	-	-	-	-	-	-	-
2nd Down	-	-	-	-	-	-	-	-	-	-	-	-
3rd Down	-	-	-	-	-	-	-	-	-	-	-	-
4th Down	-	-	-	-	-	-	-	-	-	-	-	-
1st Half	-	-	-	-	-	-	-	-	-	-	-	-
2nd Half	-	-	-	-	-	-	-	-	-	-	-	-
Overtime	-	-	-	-	-	-	-	-	-	-	-	-
Grass	-	-	-	-	-	-	10	168	589	3.5	53	6
Turf	-	-	-	-	-	-	6	123	526	4.3	53	3
Aug./Sept.	-	-	-	-	-	-	3	43	178	4.1	53	3
October	-	-	-	-	-	-	4	86	332	3.9	33	3
November	-	-	-	-	-	-	5	74	195	2.6	13	1
Dec./Jan.	-	-	-	-	-	-	4	88	410	4.7	53	2
Games 1-8	-	-	-	-	-	-	8	152	580	3.8	53	7
Games 9-16	-	-	-	-	-	-	8	139	535	3.8	52	2
Wins	-	-	-	-	-	-	9	177	630	3.6	53	7
Losses	-	-	-	-	-	-	7	114	485	4.3	53	2
Ties	-	-	-	-	-	-	-	-	-	-	-	-

ROBERT EDWARDS' RECEIVING BREAKDOWN

	2001						CAREER					
	G	NO	YDS	AVG	LG	TD	G	NO	YDS	AVG	LG	TD
Buffalo	-	-	-	-	-	-	2	3	16	5.3	10	1
Indianapolis	-	-	-	-	-	-	2	6	83	13.8	39	0
Miami	-	-	-	-	-	-	2	4	72	18.0	46	0
New England	-	-	-	-	-	-	-	-	-	-	-	-
N.Y. Jets	-	-	-	-	-	-	2	8	32	4.0	8	0
AFC East	-	-	-	-	-	-	8	21	203	9.7	46	1
Baltimore	-	-	-	-	-	-	-	-	-	-	-	-
Cincinnati	-	-	-	-	-	-	-	-	-	-	-	-
Cleveland	-	-	-	-	-	-	-	-	-	-	-	-
Jacksonville	-	-	-	-	-	-	-	-	-	-	-	-
Pittsburgh	-	-	-	-	-	-	1	1	6	6.0	6	0
Tennessee	-	-	-	-	-	-	1	0	0	0.0	0	0
AFC Central	-	-	-	-	-	-	2	1	6	6.0	6	0
Denver	-	-	-	-	-	-	1	0	0	0.0	0	0
Kansas City	-	-	-	-	-	-	1	3	32	10.7	15	1
Oakland	-	-	-	-	-	-	-	-	-	-	-	-
San Diego	-	-	-	-	-	-	-	-	-	-	-	-
Seattle	-	-	-	-	-	-	-	-	-	-	-	-
AFC West	-	-	-	-	-	-	2	3	32	10.7	15	1
AFC Total	-	-	-	-	-	-	12	25	241	9.6	46	2
Arizona	-	-	-	-	-	-	-	-	-	-	-	-
Dallas	-	-	-	-	-	-	-	-	-	-	-	-
N.Y. Giants	-	-	-	-	-	-	-	-	-	-	-	-
Philadelphia	-	-	-	-	-	-	-	-	-	-	-	-
Washington	-	-	-	-	-	-	-	-	-	-	-	-
NFC East	-	-	-	-	-	-	-	-	-	-	-	-
Chicago	-	-	-	-	-	-	-	-	-	-	-	-
Detroit	-	-	-	-	-	-	-	-	-	-	-	-
Green Bay	-	-	-	-	-	-	-	-	-	-	-	-
Minnesota	-	-	-	-	-	-	-	-	-	-	-	-
Tampa Bay	-	-	-	-	-	-	-	-	-	-	-	-
NFC Central	-	-	-	-	-	-	-	-	-	-	-	-
Atlanta	-	-	-	-	-	-	1	5	34	6.8	12	0
Carolina	-	-	-	-	-	-	-	-	-	-	-	-
New Orleans	-	-	-	-	-	-	1	1	4	4.0	4	0
St. Louis	-	-	-	-	-	-	1	0	0	0.0	0	0
San Francisco	-	-	-	-	-	-	1	4	52	13.0	20	1
NFC West	-	-	-	-	-	-	4	10	90	9.0	20	1
NFC Total	-	-	-	-	-	-	4	10	90	9.0	20	1
Home	-	-	-	-	-	-	8	22	265	12.0	46	3
Road	-	-	-	-	-	-	8	13	66	5.1	10	0
1st Down	-	-	-	-	-	-	-	-	-	-	-	-
2nd Down	-	-	-	-	-	-	-	-	-	-	-	-
3rd Down	-	-	-	-	-	-	-	-	-	-	-	-
4th Down	-	-	-	-	-	-	-	-	-	-	-	-
1st Half	-	-	-	-	-	-	-	-	-	-	-	-
2nd Half	-	-	-	-	-	-	-	-	-	-	-	-
Overtime	-	-	-	-	-	-	-	-	-	-	-	-
Grass	-	-	-	-	-	-	10	25	291	11.6	46	3
Turf	-	-	-	-	-	-	6	10	40	4.0	10	0
Aug./Sept.	-	-	-	-	-	-	3	3	71	23.7	39	0
October	-	-	-	-	-	-	4	11	86	7.8	15	1
November	-	-	-	-	-	-	5	12	108	9.0	46	1
Dec./Jan.	-	-	-	-	-	-	4	9	66	7.3	20	1
Games 1-8	-	-	-	-	-	-	8	17	169	9.9	39	1
Games 9-16	-	-	-	-	-	-	8	18	162	9.0	46	2
Wins	-	-	-	-	-	-	9	18	229	12.7	46	3
Losses	-	-	-	-	-	-	7	17	102	6.0	12	0
Ties	-	-	-	-	-	-	-	-	-	-	-	-



JAY FIEDLER

Quarterback

6-2 • 225


Born: 12/29/71

College: Dartmouth '94

Acquired: UFA (Jack.), 2000

Signed Through: 2006

NFL: Seventh Season • Dolphins: Third Season



PRO CAREER

2001 — Was re-signed to a five-year contract through 2006 on February 13, 2002 . . . Along with C Tim Ruddy, was voted by his teammates as a co-captain on offense . . . Started all 16 regular season games in 2001 . . . Completed 273 of 450 passes for 3,290 yards with 20 touchdowns and 19 interceptions, for a passer rating of 80.3, which ranked seventh in the AFC . . . Established personal single-season career highs for passing yards, attempts, completions and touchdown passes . . . Became just the second Dolphins quarterback (Dan Marino) to throw for 3,000 yards in a season, and the third signal caller in team history to throw 20 or more touchdowns (Dan Marino, Bob Griese) . . . His rating was the highest by a Dolphins quarterback since 1997 when Dan Marino put together a rating of 80.7 . . . Also finished second on the team with 321 yards rushing and four touchdowns on 73 attempts . . . Led the team in rushing twice during the course of the year . . . It marked the first time since 1998, and just the third time over the last seven seasons (1995-01) that a Dolphins quarterback started every regular season game . . .

3,000 YARDS PASSING: Fiedler threw for 3,290 yards in 2001, as he became just the second quarterback in club history to reach the 3,000-yard passing plateau, and the first since 1998 . . . He attained the 3,000-yard mark with a nine-yard completion to RB Travis Minor in the second quarter of a game vs. Atlanta (12/30) . . . It marked the 14th time that a Dolphins quarterback threw for 3,000 yards, as Dan Marino accomplished the feat on each of the first 13 occasions . . . Fiedler's total ranks 13th among single-season totals in team annals . . .

RECORD AS A STARTER: Last year, Fiedler started all 16 games for the Dolphins and guided the team to a regular season record of 11-5 . . . In 2000, he led the Dolphins to their first AFC East crown since 1994 as the team posted a 10-5 record with Fiedler as the starter (11-5 overall) . . . Overall in his career during the regular season, Fiedler's record as a starting quarterback stands at 22-10, including a 21-10 mark with the Dolphins and a 1-0 register with Jacksonville (1999) . . . This record is the second-best among active NFL quarterbacks after their first 32 starting assignments:

BEST RECORDS AMONG ACTIVE NFL QUARTERBACKS AFTER 32 STARTS

PLAYER	TEAM(S)	YEARS	RECORD	PCT.
1. Kurt Warner	St.L.	1999-01	26-6	.813
2. JAY FIEDLER	JACK., MIA.	1999-01	22-10	.688
3. Doug Flutie	Chi., N.E., Buff.	1986-89, '98-'99	21-11	.656
Elvis Grbac	S.F., K.C.	1995-99	21-11	.656
5. Kerry Collins	Car.	1995-97	20-12	.625
Brad Johnson	Minn., Wash.	1996-99	20-12	.625
Mark Rypien	Wash.	1988-91	20-12	.625
8. Brett Favre	G.B.	1992-94	19-13	.594
Donovan McNabb	Phil.	1999-01	19-13	.594

When Fiedler secured his 20th victory as a starter on December 10 against the Colts at Pro Player Stadium in a 41-6 Monday night win, he did it in his 28th NFL start and became the sixth-fastest quarterback to reach the 20-win plateau among all signal callers who began their NFL careers since 1980 . . .

FINIS FACT

Prior to re-entering the NFL with Minnesota in 1998, Jay spent the 1997 football season as an assistant coach at Hofstra University, near his hometown on Long Island, N.Y.

FASTEST TO 20 WINS AS AN NFL STARTING QUARTERBACK

(since 1980)

PLAYER	TEAM(S)	YEARS TO 20 WINS	DATE REACHED	GAMES NEEDED
1. Dan Marino	Miami	1983-84	at Ind., 12/9/84	24
2. Kurt Warner	St. Louis	1999-00	vs. Minn., 12/10/00	25
3. Jay Schroeder	Washington	1985-87	vs. Det., 11/15/87	26
Mike Tomczak	Chicago	1986-89	vs. Rams, 10/29/89	26
5. Steve Bono	Pitt./S.F./K.C.	1987, '91 '94-'95	vs. Sea., 12/24/95	27
6. JAY FIEDLER	JACK/MIAMI	1999-01	vs. Ind., 12/10/01	28

FOURTH QUARTER COMEBACKS: Fiedler led Miami to fourth-quarter comeback victories on five occasions in 2001 . . . He has done this six times in his career during the regular season, and seven overall, including playoffs . . . In each instance, Fiedler thrived in the fourth quarter in guiding the Dolphins' come-from-behind wins during his two seasons with the club . . . Overall last year, he completed 78 of 123 passes (63.4%) for 958 yards with 11 touchdowns and seven interceptions in the fourth quarter . . . His 11 TD passes were the most in the NFL . . . In his seven career fourth quarter comebacks, he has completed 49 of 75 passes (65.3%) for 574 yards with seven touchdowns and one interception for a rating of 114.0 . . .

JAY FIEDLER'S FOURTH QUARTER COMEBACK VICTORIES

DATE	OPPONENT	FOURTH QUARTER SCORE	FINAL SCORE	4th QTR. STATS C- A-YDS-T-I
12/24/00	at New England	17-24	27-24	16-23-131-0-0
*12/30/00	INDIANAPOLIS	10-17	23-17 (OT)	10-16-106-1-0#
9/23/01	OAKLAND	10-15	18-15	5-13- 70-0-1
10/28/01	at Seattle	17-20	24-20	4- 4- 73-1-0
11/11/01	at Indianapolis	17-24	27-24	4- 5- 54-1-0
11/25/01	at Buffalo	10-21	34-27	8-12-123-3-0
12/2/01	DENVER	0-10	21-10	2- 2- 17-1-0

4TH QUARTER PASSING STATS

49-75-574-7-1

* - playoff game

- includes overtime stats

AMONG IVY LEAGUE QUARTERBACKS: In 2000, Fiedler became the first Ivy League graduate to start at quarterback in an NFL season-opener since Columbia's Marty Domres started for the Baltimore Colts on opening day in 1974 . . . In six NFL seasons, Fiedler, who played for Dartmouth College, has completed 541 of 908 passes for 6,389 yards with 36 touchdowns and 36 interceptions in his career . . . This places him second, in terms of passing yards, among Ivy League graduates who have played in the NFL, trailing only Hall of Fame signal caller Sid Luckman, a Columbia graduate who played 12 years in the NFL (1939-50) with the Chicago Bears . . .

IVY LEAGUE QUARTERBACKS IN THE NFL

(ranked by passing yards)

PLAYER	NFL YEARS	SCHOOL	CMP.	ATT.	YARDS	TDs
1. Sid Luckman	1939-50	Columbia	904	1744	14686	137
2. JAY FIEDLER*	1994-95 1998-01	DARTMOUTH	541	908	6389	36
3. Jeff Kemp	1981-91	Dartmouth	479	916	6230	39
4. Marty Domres	1969-77	Columbia	399	809	4904	27
5. Paul Gornall	1946-48	Columbia	218	500	3348	31
6. Gary Wood	1964-69	Cornell	186	400	2575	14
7. Jason Garrett*	1993-01	Princeton	165	294	2042	11
8. Joe Dufek	1983-84	Yale	74	150	829	4

* - active in 2001

In his 16 games as a starter in 2001, Fiedler led the Dolphins to a record of 11-5 . . . Overall, in 32 career NFL starts, Fiedler has led his teams to a regular season record of 22-10 . . . Fiedler's 16 starts are the most-ever by an Ivy Leaguer in the same season, surpassing his own mark of 15, which he set in 2000 . . .

MOST STARTS BY AN IVY LEAGUE QUARTERBACK IN THE SAME SEASON

(since 1970)

PLAYER	STARTS	RECORD	YEAR	NFL TEAM	COLLEGE
1. JAY FIEDLER	16	11-5	2001	MIAMI	DARTMOUTH
2. JAY FIEDLER	15	10-5	2000	MIAMI	DARTMOUTH
3. Jeff Kemp	13	9-4	1984	L.A. Rams	Dartmouth
4. Marty Domres	9	3-6	1973	Baltimore	Columbia
Marty Domres	9	4-5	1972	Baltimore	Columbia
6. Marty Domres	6	1-5	1974	Baltimore	Columbia
Jeff Kemp	6	4-2	1986	San Francisco	Dartmouth
8. Joe Dufek	5	1-4	1984	Buffalo	Yale
Jason Garrett	5	3-2	1998	Dallas	Princeton

RUSHING YARDS: In his two seasons with the Dolphins, Fiedler has been equally adept at picking up yards via the ground as he has through the air . . . In 2000, he rushed for 267 yards and a touchdown on 54 attempts, the second-highest total on the team and the third-most ever by a Dolphins quarterback in a season . . . In 2001, he totaled 321 yards on 73 carries, as he surpassed David Woodley (272 in 1981) for the highest single-season total ever by a Dolphins quarterback . . . In addition, Fiedler's two-year total of 588 yards already is the third-most ever by a Dolphins quarterback in a career . . . His four rushing touchdowns in 2001 tied him with Woodley (1981) for the highest total ever by a Dolphins quarterback in a season . . .

HIGHEST SINGLE-SEASON RUSHING TOTALS BY A DOLPHINS QUARTERBACK

PLAYER	YEAR	ATTS.	YARDS	AVG.	LG	TDs
1. JAY FIEDLER	2001	73	321	4.4	26	4
2. David Woodley	1981	63	272	4.3	26	4
3. JAY FIEDLER	2000	54	267	4.9	30	1
4. Bob Griese	1968	42	230	5.5	35	1
5. David Woodley	1980	55	214	3.9	17	3

HIGHEST CAREER RUSHING TOTALS BY A DOLPHINS QUARTERBACK

PLAYER	YEAR	ATTS.	YARDS	AVG.	LG	TDs
1. Bob Griese	1967-80	261	994	3.8	35	7
2. David Woodley	1980-83	173	771	4.5	29	9
3. JAY FIEDLER	2000-01	127	588	4.6	30	4
4. Damon Huard	1997-00	28	124	4.4	25	0
5. Earl Morrall	1972-76	23	120	5.2	31t	1

GAME HIGHLIGHTS – AT TENNESSEE (SEPT. 9): Led Dolphins to their tenth straight opening day win with a 31-23 victory . . . Completed 12 of 20 passes for 225 yards with two touchdowns and no interceptions . . . It was his fifth-highest yardage total of the season, and his passer rating of 132.3 in that game was his best of 2001 . . . Was awarded an offensive game ball for his performance . . .

VS. OAKLAND (SEPT. 23): Connected on 16 of 34 passes for 217 yards with no touchdowns and two interceptions, but led the Dolphins to an 18-15 come-from-behind victory . . . Also rushed for 34 yards and two touchdowns on eight attempts . . . His first interception of the game came when S Derrick Gibson picked off a pass on the first series of the third quarter . . . That snapped a string of 77 straight passes that Fiedler had thrown during the regular season without being intercepted . . . Prior to that pass, the last time he was intercepted was by CB Jeff Burris against Indianapolis on December 17, 2000 at Pro Player Stadium . . . His second interception was returned 26 yards for a touchdown by S Anthony Dorsett, which gave the Raiders a 15-10 lead with 12:41 to play in the game . . . Trailing by that score, the Dolphins took over at their own 20 with 1:41 remaining and no timeouts . . . Fiedler led the Dolphins on an 80-yard scoring march which resulted in his two-yard TD run with five seconds to play . . . On the game-winning drive, Fiedler completed five of seven passes for 70 yards, including a

nine-yard completion to Dedric Ward on fourth-and-three from the Raiders' 18 . . . In addition, Fiedler also scored on a two-yard run with 16 seconds to play in the first half, as he became just the third quarterback in Dolphins history to rush for two touchdowns in the same game, joining David Woodley (at Rams, 11/9/80) and Kyle Mackey (at N.Y. Jets, 10/18/87) . . .

AT N.Y. JETS (OCT. 14): Hit on 23 of 34 passes for 213 yards with one touchdown and two interceptions, marking his second-highest completion total of the season, and tying for the third-highest attempt figure . . . Also rushed for 27 yards on two attempts, including a season-long 26-yard run . . .

AT SEATTLE (OCT. 28): Was 15 of 21 for 213 yards with one touchdown and two interceptions . . . Touchdown came on a 39-yard pass to James McKnight with 6:16 to play, giving the Dolphins a 24-20 lead in a game they would hold on to win by that same score . . . Completion percentage of 71.4 was a season-high . . . Completed all four of his pass attempts, totaling 73 yards, including the touchdown, in the fourth quarter . . . Was six of seven for 128 yards with one TD in the second half . . . It marked his second fourth-quarter comeback win of the season, the third of his career during the regular season and fourth overall, including playoffs . . . Also led the team in rushing that day with a season-high 41 yards on eight carries . . . With the Dolphins facing a third-and-13 from their own 17 with 1:44 to play, had a key 16-yard run which produced a first down and allowed the Dolphins to run out the clock . . .

VS. CAROLINA (NOV. 4): Connected on 20 of 33 passes for 287 yards with one touchdown and one interception in the Dolphins' 23-6 victory . . . His yardage total represents his second-highest figure as a Dolphin and third-best of his career . . . 20 completions went to eight different receivers . . . Was awarded a game ball on offense . . .

AT INDIANAPOLIS (NOV. 11): Hit on 17 of 29 passes for 259 yards with two touchdowns and two interceptions . . . Both TD passes went to rookie WR Chris Chambers, from 74 and 29 yards out . . . It marked the fifth multiple touchdown game of his career (sixth including playoffs) . . . The 74-yard completion was the longest of his career and was the longest by a Dolphin since Dan Marino hit FB Stanley Pritchett for a 74-yard scoring pass on September 15, 1996 against the N.Y. Jets at Pro Player Stadium . . . His second TD strike was a 29-yarder to Chambers with 7:44 to play in the game, and gave the Dolphins a 27-24 lead as they went on to win by that same score . . . It marked the third fourth-quarter comeback win that Fiedler had led in 2001, the fourth of his career during the regular season, and fifth overall, including playoffs . . .

VS. N.Y. JETS (NOV. 18): Was 24 of 36 for 188 yards with no touchdowns and two interceptions in the Dolphins' 24-0 loss . . . Both interceptions were returned for touchdowns — a 60-yarder by Aaron Glenn and a 63-yard return by Victor Green . . . It was the first time that an opponent had two interception returns for touchdowns against the Dolphins since October 17, 1999 at New England when Andy Katzenmoyer picked off a Dan Marino pass and went 57 yards for a touchdown, and Ty Law intercepted a Damon Huard attempt and took it 27 yards for a score . . .

AT BUFFALO (NOV. 25): Completed 18 of 31 passes for 260 yards with three touchdowns and no interceptions . . . Also rushed for 28 yards on four carries . . . Three touchdown passes tied a career-high that he first set on December 3, 2000, also at Buffalo . . . It marked the sixth multiple touchdown game of his career (seventh including playoffs) . . . All three occurred in the fourth quarter as the Dolphins entered the period trailing 21-10 . . . First one came four seconds into the quarter on an eight-yard pass to TE Jed Weaver, closing the Bills' lead to 21-17 . . . After Buffalo took a 27-17 lead at the 8:16 mark, Fiedler came back to hit Chris Chambers for a 22-yard scoring strike with 4:07 to play, making it a 27-24 game . . . After the Dolphins tied the game on an Olindo Mare 39-yard field goal with 1:11 remaining, the Dolphins recovered a fumble on the ensuing kickoff at the Bills' 42, and three plays later, Fiedler found Chambers in the end zone for a 32-yard TD pass . . . Overall in the fourth quarter, Fiedler completed 8 of 12 passes for 123 yards and three touchdowns . . . It marked the fourth fourth-quarter comeback win that Fiedler had led in 2001, the fifth of his career during the regular season, and sixth overall, including playoffs . . .

VS. DENVER (DEC. 2): Led the Dolphins to a 21-10 come-from-behind victory by completing 18 of 28 passes for 176 yards with one touchdown and no interceptions . . . Lone TD of the game came on an 11-yard pass to Chris Chambers, 1:15 into the fourth quarter, closing the Broncos' lead to 10-7 . . . It marked the fifth fourth-quarter comeback win that Fiedler had led in 2001, the sixth of his career during the regular season, and seventh overall, including playoffs . . .

VS. INDIANAPOLIS (DEC. 10): Was 18 of 26 for 191 yards with three touchdowns and no interceptions in Miami's 41-6 Monday night win . . . The win marked his 20th win as a starter in 28 total starts, as he became the sixth fastest quarterback to reach 20 wins as a starter since 1980 . . . The three touchdown passes tied a career-high that he had set on two previous occasions, including once in 2001 (at Buffalo, 11/25) . . . It marked the seventh multiple touchdown game of his career (eighth including playoffs) . . . Tossed a pair of scoring strikes to rookie WR Chris Chambers for the third time in 2001 and the second time against the Colts . . . Also had a nine-yard touchdown run in the game, his third scoring run of the year, tying

him with David Woodley (1980) for the second-highest single-season rushing touchdown total by a Dolphins quarterback . . . In addition, QB Ray Lucas had a two-yard TD run in the Colts game, marking the first time in Dolphins history that two quarterbacks had a rushing touchdown in the same game . . .

AT SAN FRANCISCO (DEC. 16): Completed 16 of 28 passes for 149 yards with no touchdowns and three interceptions in the Dolphins' 21-0 loss . . . Led team in rushing with 33 yards on four carries, including a long run of 21 yards, his second-longest of the season . . . When Zack Bronson intercepted a Fiedler pass attempt on the Dolphins' first offensive series of the game, it snapped a string of 95 straight pass attempts that he had not thrown an interception, a span which included three full games . . .

AT NEW ENGLAND (DEC. 22): Hit on 21 of 37 attempts for 320 yards with one touchdown and no interceptions . . . Yardage total is the highest of his career, surpassing his previous best of 317 yards, for which he accounted as a member of the Jacksonville Jaguars on January 2, 2000 against Cincinnati . . . It also marked the second 300-yard passing game of his career . . . With the Dolphins, it was the 11th time that he had attempted a pass in a game and not been intercepted . . . Of those 11 occasions, it was the first time that the Dolphins had lost . . .

VS. ATLANTA (DEC. 30): Was 16 of 29 for 191 yards with two touchdowns and one interception . . . Nine-yard completion to Travis Minor in the second quarter put him over the 3,000-yard passing mark for the season, just the second Dolphin (Dan Marino) to achieve that feat . . .

VS. BUFFALO (JAN. 6): Completed nine of 16 passes for 110 yards with one touchdown and no interceptions . . . His TD pass came on a 16-yard strike to James McKnight and was Fiedler's 20th of the season, as he joined Dan Marino (13 times) and Bob Griese (twice) as the only quarterbacks in Dolphins history to throw 20 or more TD passes in a season . . . With the Dolphins, it was the 12th time that he had attempted a pass in a game and not been intercepted, with the team improving its record to 11-1 in such contests . . . Also rushed for 24 yards and one touchdown on seven carries, including an 18-yard TD run, his fourth rushing touchdown of the season, tying him with David Woodley (1981) for the most rushing touchdowns by a Dolphins quarterback in a season . . .

PLAYOFFS: Was 15 of 28 for 122 yards with no touchdowns and one interception in First-Round Playoff loss to Baltimore (1/13/02) . . . Led team with 16 yards rushing on three carries . . . In his career, Fiedler has completed 59 of 110 passes for 655 yards with three touchdowns and eight interceptions in the playoffs, including 52-99, 483 yards, 1 TD, 7 INTs with the Dolphins . . . Also has rushed for 71 yards on 13 attempts in his NFL playoff career.

2000 – Signed a three-year contract with the Dolphins as an Unrestricted Free Agent from Jacksonville on February 17, 2000 . . . Started all 15 games in which he played . . . Finished the year by completing 204 of 357 passes for 2,402 yards with 14 touchdowns and 14 interceptions . . . Also was second on the squad in rushing with 267 yards and one touchdown on 54 attempts . . . His yardage total was the second-highest figure ever for a Dolphins quarterback in a season at the time (now third) . . . Fiedler was inactive for one game in 2000, on November 26 at Indianapolis due to a pinched nerve in his neck sustained the previous week against the N.Y. Jets (11/19) . . . Went 10-5 as a starter in the 2000 regular season . . . Missed each of the first three preseason games due to a hip injury . . . Underwent arthroscopic surgery to repair a labral tear in his right hip on August 3, 2000 . . . The surgery was performed by Dr. Marc Philippon at Holy Cross Hospital in Fort Lauderdale . . . Also underwent surgery following the season, on January 12, 2001, to repair an extensive tear of his left rotator cuff . . . The surgery was performed at the Hospital for Special Surgery in New York by Dr. Steven O'Brien . . .

CONSECUTIVE GAMES WITHOUT AN INTERCEPTION: Fiedler went 92 straight pass attempts, covering a five-game span (games 8-11 and 13), along with part of a sixth (14) without throwing an interception . . . The streak began on October 29 against Green Bay and ended on December 10 against Tampa Bay when Bucs LB Jamie Duncan picked off a Fiedler pass and returned it 31 yards for a touchdown (The streak counts a November 19 game against the Jets when Fiedler was forced from the game following the first play from scrimmage with an injury) . . . Those five full games established a new Dolphins record and broke the previous mark of four, formerly held by Bob Griese (games 5-8 in 1971) and Dan Marino (games 4-7 in 1997) . . .

GAME HIGHLIGHTS – VS. SEATTLE (SEPT. 3): Made his Dolphins debut in a starting role and led the Dolphins to a 23-0 victory . . . Completed 15 of 24 passes for 134 yards with one touchdown and no interceptions . . . Became the first Dolphin other than Dan Marino to start a season-opener at quarterback since David Woodley in 1983 . . . Also became the first Ivy League graduate to start a season-opener at quarterback since Columbia's Marty Domres opened for Baltimore in the 1974 opener, on September 15 at Pittsburgh . . . Fiedler's touchdown pass in the Seahawks game, his first as a Dolphin, was a 16-yard strike to Oronde Gadsden . . .

VS. BALTIMORE (SEPT. 17): Completed 11 of 16 passes for 160 yards with one

touchdown and one interception . . . Hit on all seven of his attempts, totaling 121 yards, with a touchdown in the second half of the contest . . .

VS. NEW ENGLAND (SEPT. 24): Connected on 12 of 24 passes for 153 yards with one touchdown and two interceptions, marking the first multiple-interception game of his NFL career . . . His touchdown pass was a 53-yard strike to Bert Emanuel . . .

AT CINCINNATI (OCT. 1): Was 14 of 21 for 155 yards with two touchdowns and one interception . . . Both of his touchdown passes went to Oronde Gadsden (7 and 21 yards) . . . It represented the first multiple-touchdown game of his career in the regular season and his second overall, including playoffs . . . Also rushed for a season-high 45 yards on four carries, including a career-long 30-yard run, which was the longest by a Dolphins quarterback since Scott Mitchell had a 32-yard run on November 14, 1993 at Philadelphia . . .

AT N.Y. JETS (OCT. 23): Was 16 of 35 for 250 yards with two touchdowns and three interceptions, including two in overtime . . . Both touchdown passes went to Leslie Shepherd (42 and 46 yards) . . . All three interceptions were by Jets CB Marcus Coleman . . .

VS. GREEN BAY (OCT. 29): Completed 16 of 25 passes for 158 yards with one touchdown and no interceptions . . . Game began a streak of five straight games and 92 pass attempts in which he did not throw an interception . . . Also rushed for six yards on five carries, including a one-yard TD run, which marked the first rushing TD of his career and the first rushing TD by a Dolphins quarterback since December 27, 1998 when Dan Marino scored on a three-yard run at Atlanta . . .

AT DETROIT (NOV. 5): Connected on 13 of 18 passes for 112 yards, as he put together a season-best 72.2 percent completion mark . . . Also rushed for 42 yards on eight carries . . .

AT SAN DIEGO (NOV. 12): Completed 13 of 20 passes for 160 yards, including a 61-yard strike to Oronde Gadsden, marking his longest completion of the season . . .

VS. N.Y. JETS (NOV. 19): Was forced from the game permanently following the first play from scrimmage when he was sacked by Jets LB Mo Lewis and suffered a pinched nerve in his neck with resultant symptoms in his right arm as well as a mild right A/C sprain . . .

AT BUFFALO (DEC. 3): Was 13 of 21 for 214 yards and a career-high three touchdowns in leading the Dolphins to their first win in Buffalo since 1996 after missing the previous week at Indianapolis (11/26) . . . Set a new team record by not throwing an interception in his fifth straight game . . .

VS. TAMPA BAY (DEC. 10): In a game that was played in a steady rain, was 13 of 28 for 175 yards with no touchdowns and a career-high four interceptions . . . His first interception of the game was snared by Bucs linebacker Jamie Duncan in the first quarter and returned 31 yards for a touchdown . . . It ended a string of 92 straight pass attempts and five consecutive games in which Fiedler did not throw an interception . . . Sustained a left shoulder injury in the contest that he played with for the remainder of the year . . .

AT NEW ENGLAND (DEC. 24): Led the Dolphins to their first AFC East title since 1994 by completing 30 of 45 passes for a season-high 264 yards with one touchdown and no interceptions . . . Completion and attempt totals marked career-highs . . . Dolphins trailed in the game 24-17 in the fourth quarter before Fiedler led two consecutive scoring drives in the final period, including one that ended with an Olindo Mare 49-yard field goal with nine seconds to play . . . On those two drives, Fiedler completed 11 of 14 passes for 100 yards . . .

PLAYOFFS: Started both playoff games following the 2000 season . . . Completed 37 of 71 passes for 361 yards with one touchdown and six interceptions . . . In First-Round victory over Indianapolis (12/30), hit on 19 of 34 passes for 185 yards with one touchdown and three interceptions . . . Also rushed for 43 yards on seven carries . . . Lone touchdown pass in the game was a nine-yard strike to Jed Weaver on third-and-goal with 34 seconds to play in regulation, as the Dolphins tied the game at 17 apiece before going on to record a 23-17 overtime victory . . . In the fourth quarter and overtime of that game, Fiedler was 10 of 16 for 106 yards with one touchdown and no interceptions, while also rushing for 27 yards on four attempts . . . In the Colts game, became the first Ivy League quarterback to start an NFL playoff game since the Rams' Jeff Kemp started against the N.Y. Giants in a Wild Card game on December 23, 1984 . . . Was 18 of 37 for 176 yards with no touchdowns and three interceptions in Divisional contest at Oakland (1/6/01) . . . The three interceptions tied the club's single-game postseason record, also held by David Woodley and Dan Marino.

1999 — Signed with Jacksonville as a free agent on April 16, 1999, four days after Minnesota withdrew their qualifying offer as a Restricted Free Agent . . . Appeared in seven regular season games with the Jaguars in 1999, including one start . . . Completed 61 of 94 passes (64.9%) for 656 yards with two touchdowns, two interceptions and a passer rating of 83.5 . . . Entered game vs. Cleveland (10/17) in third quarter after starter Mark Brunell sustained a rib injury . . . With Jaguars trailing 7-6 at the time, led the team to 17 points over the final three possessions of the game . . . Finished by completing 12 of 14 passes for 113 yards with one touchdown and no interceptions . . . First NFL touchdown pass came on an

eight-yard completion to tight end Kyle Brady, which gave Jacksonville a 13-7 lead with 1:47 left in the third quarter . . . Also carried the ball three times for 27 yards in the Browns contest . . . Played the entire second half in Jacksonville's next game, two weeks later at Cincinnati (10/31) . . . Hit on six of nine passes for 69 yards with no touchdowns and no interceptions, and a long of 23 yards to Jimmy Smith . . . Replaced an injured Mark Brunell in second quarter at Tennessee (12/26) . . . Went on to complete eight of 22 passes for 101 yards with no touchdowns and two interceptions . . . First NFL start came the following week, in season finale vs. Cincinnati (1/2/00) . . . Connected on 28 of 39 passes for 317 yards with one touchdown and no interceptions in leading the Jaguars to a 24-7 victory over the Bengals and clinching the AFC Central Division title for Jacksonville . . . Touchdown pass came on a 25-yard strike to Keenan McCardell . . . Saw action in a reserve role in Divisional Playoff game vs. Miami (1/15/00) . . . Completed seven of 11 passes for 172 yards with two touchdowns and an interception . . . Threw touchdown passes of 70 yards to Jimmy Smith and 38 yards to Alvis Whitted . . . Dressed but did not play in AFC Championship Game vs. Tennessee (1/23/00).

1998 – Signed with Minnesota as a free agent on April 3, 1998 . . . Was released by the Vikings on August 30 and re-signed by the club on September 15 with injury to Brad Johnson (fibula) . . . Played in five regular season games, all in a reserve role . . . Completed three of seven passes for 41 yards with no touchdowns and one interception . . . Saw first NFL action in a 41-7 victory over Washington (10/18) . . . First NFL completion was a 10-yard pass to Randy Moss in the Redskins game, in which he completed two of four passes for 29 yards . . . Was designated as the team's third quarterback for both playoff games.

1996-97 – Went to camp with Philadelphia in 1996 . . . Was waived by the Eagles on July 30, 1996 . . . Was claimed by Cincinnati and then waived by the Bengals on August 25 . . . Played with the Amsterdam Admirals of the World League in the spring of 1997 . . . Completed 46 of 109 passes for 678 yards with two touchdowns and eight interceptions . . . Served as an assistant football coach at Hofstra University during the '97 season.

1995 – Dressed as the third quarterback for all 16 regular season games and the Eagles' lone playoff contest.

1994 – Signed with Philadelphia as an undrafted rookie free agent and made the Eagles' roster as the third quarterback . . . Dressed as the team's third quarterback for all 16 regular season games.

COLLEGE

Was a three-year starter (1991-93) at Dartmouth during which time he led the team to a composite record of 21-7-1 . . . Set school career passing records with 456 completions, 813 attempts, 6,684 yards and 58 touchdowns . . . Earned first-team All-Ivy League honors as both a junior (1992) and senior (1993) . . . Played in the East-West Shrine Game and the Epson All-Star Game in Tokyo following his senior season . . . Was named the co-offensive Player of the Game in the Epson All-Star contest . . . Graduated with a degree in engineering sciences.

PERSONAL

Single, resides in Oceanside, N.Y. . . . Attended Oceanside (N.Y.) High School where he lettered in football, basketball and track . . . Received the Scholar-Athlete Award from the National Football Foundation and Hall of Fame in 1989 . . . Competed in the decathlon as a member of the Dartmouth track team . . . Is a distant relative of the former Boston Pops Orchestra conductor, the late Arthur Fiedler (his grandfather was Fiedler's second cousin) . . . Served as an assistant football coach at Hofstra University during the fall of 1997, where he coached quarterback Gio Carmazzi, who now plays with the San Francisco 49ers . . . Has participated in numerous charitable events during his career . . . Has assisted in building a house for Habitat for Humanity . . . Is a member of the Board of Directors of the "Reach for the Stars Foundation", which benefits children with Cystic Fibrosis . . . Often visits and spends time at the Boys & Girls Clubs in Broward County . . . Filmed a Public Service Announcement for Breast Cancer Awareness out of support for his mother, who is a breast cancer survivor . . . Has participated in several events supporting the Broward Partnership for the Homeless . . . Received the "Dick Steinberg Good Guy Award", which is given annually by the New York Jewish Sports Hall of Fame to a person in professional sports who best exemplifies the good aspect of sports . . . This past offseason was inducted into the Jewish Sports Hall of Fame . . . Father, Ken, was the head basketball coach at Springfield Gardens (N.Y.) High School where he coached Anthony

Mason, who spent the 2001-02 NBA season as a member of the Milwaukee Bucks . . . Full name is Jay Brian Fiedler, born December 29, 1971, in Oceanside, N.Y.

JAY FIEDLER'S NFL REGULAR SEASON STATISTICS

YEAR	TEAM	G-S	ATT.	COMP.	YDS.	PCT.	TD	INT.	LG	TKLD.	RATE
1994	Philadelphia	0-0	0	0	0	—	0	0	0	0/0	0.0
1995	Philadelphia	0-0	0	0	0	—	0	0	0	0/0	0.0
1998	Minnesota	5-0	7	3	41	42.9	0	1	19	0/0	22.6
1999	Jacksonville	7-1	94	61	656	64.9	2	2	25t	7/47	83.5
2000	Miami	15-15	357	204	2402	57.1	14	14	61	23/129	74.5
2001	Miami	16-16	450	273	3290	60.7	20	19	74t	27/178	80.3
6-YEAR TOTALS		43-32	908	541	6389	59.6	36	36	74t	57/354	77.7
MIAMI TOTALS		31-31	807	477	5692	59.1	34	33	74t	50/307	77.7

JAY FIEDLER'S NFL PLAYOFF STATISTICS

YEAR	TEAM	G-S	ATT.	COMP.	YDS.	PCT.	TD	INT.	LG	TKLD.	RATE
1995	Philadelphia	0-0	0	0	0	—	0	0	0	0/0	0.0
1998	Minnesota	0-0	0	0	0	—	0	0	0	0/0	0.0
1999	Jacksonville	1-0	11	7	172	63.6	2	1	70t	0/0	108.9
2000	Miami	2-2	71	37	361	52.1	1	6	33	4/21	36.2
2001	Miami	1-1	28	15	122	53.6	0	1	20	3/17	50.0
PLAYOFF TOTALS		4-3	110	59	655	53.6	3	8	70t	7/38	50.4
MIAMI TOTALS		3-3	99	52	483	52.5	1	7	33	7/38	40.1

ADDITIONAL STATS

Rushing: (Minnesota) 4 for -6 yards, -1.5 avg., long of -1 in 1998; (Jacksonville) 13 for 26 yards, 2.0 avg., long of 15 in 1999; (Miami) 54 for 267 yards, 4.9 avg., long of 30, 1 TD in 2000; 73 for 321 yards, 4.4 avg., long of 26, 4 TDs for total of 144 for 608 yards, 4.2 avg., long of 30, 5 TDs (P-13 for 71 yards, 5.5 avg., long of 11)

Two-Point Conversions: (Jacksonville) 1 pass vs. Cleveland (10/17/99)

1998 GAME-BY-GAME PASSING (Minnesota)

DATE	OPPONENT	ATT.	CMP.	YDS.	PCT.	TD	INT.	LG	TKLD.	W/L	SCORE
10/18	WASHINGTON	4	2	29	50.0	0	0	19	0/0	W	41-7
10/25	at Detroit	1	0	0	0.0	0	0	0	0/0	W	34-13
11/15	CINCINNATI	2	1	12	50.0	0	1	12	0/0	W	24-3
12/6	CHICAGO	0	0	0	0.0	0	0	0	0/0	W	48-22
12/13	at Baltimore	0	0	0	0.0	0	0	0	0/0	W	38-28

1999 GAME-BY-GAME PASSING (Jacksonville)

DATE	OPPONENT	ATT.	CMP.	YDS.	PCT.	TD	INT.	LG	TKLD.	W/L	SCORE
9/12	SAN FRANCISCO	1	0	0	0	0	0	0	0/0	W	41-3
10/17	CLEVELAND	14	12	113	85.7	1	0	18	0/0	W	24-7
10/31	at Cincinnati	9	6	69	66.7	0	0	23	1/10	W	41-0
11/7	at Atlanta	7	5	35	71.4	0	0	11	1/7	W	30-7
11/21	NEW ORLEANS	2	2	21	100.0	0	0	15	0/0	W	41-23
12/26	at Tennessee	22	8	101	36.4	0	2	22	3/18	L	14-41
#1/2	CINCINNATI	39	28	317	71.8	1	0	25t	2/12	W	24-7
*1/15	MIAMI	11	7	172	63.6	2	1	70t	0/0	W	62-7

2000 GAME-BY-GAME PASSING (Miami)

DATE	OPPONENT	ATT.	CMP.	YDS.	PCT.	TD	INT.	LG	TKLD.	W/L	SCORE
#9/3	SEATTLE	24	15	134	62.5	1	0	20	2/7	W	23-0
#9/10	at Minnesota	31	12	175	38.7	1	1	44	3/15	L	7-13
#9/17	BALTIMORE	16	11	160	68.8	1	1	41	1/8	W	19-6
#9/24	NEW ENGLAND	24	12	153	50.0	1	2	53t	1/10	W	10-3
#10/1	at Cincinnati	21	14	155	66.7	2	1	25	2/12	W	31-16
#10/8	BUFFALO	24	14	142	58.3	1	1	35	1/8	W	22-13

#10/23	at N.Y. Jets	35	16	250	45.7	2	3	46t	1/13	L	37-40 (OT)
#10/29	GREEN BAY	25	16	158	64.0	1	0	37	1/2	W	28-20
#11/5	at Detroit	18	13	112	72.2	0	0	33	1/8	W	23-8
#11/12	at San Diego	20	13	160	65.0	0	0	61	0/0	W	17-7
#11/19	N.Y. JETS	0	0	0	0.0	0	0	0	1/1	L	3-20
11/26	at Indianapolis	INACTIVE (THIRD QUARTERBACK)									
#12/3	at Buffalo	21	13	214	61.9	3	0	40	2/14	W	17-14
#12/10	TAMPA BAY	28	13	175	46.4	0	4	29	1/5	L	13-16
#12/17	INDIANAPOLIS	25	12	150	48.0	0	1	27	4/18	L	13-20
#12/24	at New England	45	30	264	66.7	1	0	24	2/8	W	27-24
**12/30	INDIANAPOLIS	34	19	185	55.9	1	3	19	2/9	W	23-17 (OT)
**1/6	at Oakland	37	18	176	48.6	0	3	33	2/12	L	0-27

2001 GAME-BY-GAME PASSING (Miami)

DATE	OPPONENT	ATT.	CMP.	YDS.	PCT.	TD	INT.	LG	TKLD.	W/L	SCORE
#9/9	at Tennessee	20	12	225	60.0	2	0	65t	0/0	W	31-23
#9/23	OAKLAND	34	16	217	47.1	0	2	28	1/2	W	18-15
#9/30	at St. Louis	27	19	204	70.4	1	2	33	2/15	L	10-42
#10/7	NEW ENGLAND	21	11	87	52.4	1	1	15	0/0	W	30-10
#10/14	at N.Y. Jets	34	23	213	67.6	1	2	27	2/8	L	17-21
#10/28	at Seattle	21	15	213	71.4	1	2	43	0/0	W	24-20
#11/4	CAROLINA	33	20	287	60.6	1	1	61	1/9	W	23-6
#11/11	at Indianapolis	29	17	259	58.6	2	2	74t	1/18	W	27-24
#11/18	N.Y. JETS	36	24	188	66.7	0	3	16	3/12	L	0-24
#11/25	at Buffalo	31	18	260	58.1	3	0	42	2/16	W	34-27
#12/2	DENVER	28	18	176	64.3	1	0	25	0/0	W	21-10
#12/10	INDIANAPOLIS	26	18	191	69.2	3	0	32t	1/8	W	41-6
#12/16	at San Francisco	28	16	149	57.1	0	3	27	6/42	L	0-21
#12/22	at New England	37	21	320	56.8	1	0	44	2/10	L	13-20
#12/30	ATLANTA	29	16	191	55.2	2	1	35	3/15	W	21-14
#1/6	BUFFALO	16	9	110	56.3	1	0	36	3/23	W	34-7
#*1/13	BALTIMORE	28	15	122	53.6	0	1	20	3/17	L	3-20

- started * - playoff game

SINGLE-GAME HIGHS

Pass Attempts:	45	at New England, 12/24/00
	39	vs. Cincinnati, 1/2/00
	*37	at Oakland, 1/6/01
	37	at New England, 12/22/01
	36	vs. N.Y. Jets, 11/18/01
Pass Completions:	30	at New England, 12/24/00
	28	vs. Cincinnati, 1/2/00
	24	vs. N.Y. Jets, 11/18/01
	23	at N.Y. Jets, 10/14/01
	21	at New England, 12/22/01
Yards Passing:	320	at New England, 12/22/01
	317	vs. Cincinnati, 1/2/00
	287	vs. Carolina, 11/4/01
	264	at New England, 12/24/00
	260	at Buffalo, 11/25/01
TD Passes:	3	at Buffalo, 12/3/00
	3	at Buffalo, 11/25/01
	3	vs. Indianapolis, 12/10/01
	*2	vs. Miami, 1/2/00
	2	at Cincinnati, 10/1/00
	2	at N.Y. Jets, 10/23/00
	2	at Tennessee, 9/9/01
	2	at Indianapolis, 11/11/01
	2	vs. Atlanta, 12/30/01
Interceptions:	4	vs. Tampa Bay, 12/10/00
	3	at N.Y. Jets, 10/23/00

	*3	vs. Indianapolis, 12/30/00
	*3	at Oakland, 1/6/01
	3	vs. N.Y. Jets, 11/18/01
	3	at San Francisco, 12/16/01
Completion Percentage:	100.0	vs. New Orleans, 11/21/99
	85.7	vs. Cleveland, 10/17/99
	72.2	at Detroit, 11/5/00
	71.8	vs. Cincinnati, 1/2/00
	71.4	at Seattle, 10/28/01
Long Passes:	74t	at Indianapolis, 11/11/01
	*70t	vs. Miami, 1/2/00
	65t	at Tennessee, 9/9/01
	61	at San Diego, 11/12/00
	61	vs. Carolina, 11/4/01
Times Sacked:	6	at San Francisco, 12/16/01
	4	vs. Indianapolis, 12/17/00
	3	five times (last: *vs. Baltimore, 1/13/02)
Rushing Yards:	45	at Cincinnati, 10/1/00
	*43	vs. Indianapolis, 12/30/00
	42	at Detroit, 11/5/00
	41	at Seattle, 10/28/01
	37	vs. New England, 10/7/01
Rushing Attempts:	8	vs. New England, 9/24/00
	8	at Detroit, 11/5/00
	8	vs. Oakland, 9/23/01
	8	at Seattle, 10/28/01
	7	four times (last: vs. Buffalo, 1/6/02)
Long Runs:	30	at Cincinnati, 10/1/00
	29	vs. Indianapolis, 12/17/00
	26	at N.Y. Jets, 10/14/01
	21	at San Francisco, 12/16/01
	18t	vs. Buffalo, 1/6/02

* Playoff Game

JAY FIEDLER'S PASSING BREAKDOWN

	2001								CAREER							
	G	ATT	CMP	YDS	PCT	TD	INT	LG	G	ATT	CMP	YDS	PCT	TD	INT	LG
Buffalo	2	47	27	370	57.9	4	0	42	4	92	54	726	58.7	8	1	42
Indianapolis	2	55	35	450	63.6	5	2	74	3	80	47	600	58.8	5	3	74
Miami	-	-	-	-	-	-	-	-	-	-	-	-	-	-	-	-
New England	2	58	32	407	55.2	2	1	44	4	127	74	824	58.3	4	3	53
N.Y. Jets	2	70	47	401	67.1	1	5	27	4	105	63	651	60.0	3	8	46
AFC East	8	230	141	1628	61.3	12	8	74	15	404	238	2801	58.9	20	15	74
Baltimore	-	-	-	-	-	-	-	-	2	17	11	160	64.7	1	1	41
Cincinnati	-	-	-	-	-	-	-	-	4	71	49	553	69.0	3	2	25
Cleveland	-	-	-	-	-	-	-	-	1	14	12	113	85.7	1	0	18
Jacksonville	-	-	-	-	-	-	-	-	-	-	-	-	-	-	-	-
Pittsburgh	-	-	-	-	-	-	-	-	-	-	-	-	-	-	-	-
Tennessee	1	20	12	225	60.0	2	0	65	2	42	20	326	47.6	2	2	65
AFC Central	1	20	12	225	60.0	2	0	65	9	144	92	1152	63.9	7	5	65
Denver	1	28	18	176	64.3	1	0	25	1	28	18	176	64.3	1	0	25
Kansas City	-	-	-	-	-	-	-	-	-	-	-	-	-	-	-	-
Oakland	1	34	16	217	47.1	0	2	28	1	34	16	217	47.1	0	2	35
San Diego	-	-	-	-	-	-	-	-	1	20	13	160	65.0	0	0	61
Seattle	1	21	15	213	71.4	1	2	43	2	45	30	347	66.7	2	2	43
AFC West	3	83	49	606	59.0	2	4	43	5	127	77	900	60.6	3	4	61
AFC Total	12	333	202	2459	60.7	16	12	74	29	675	407	4853	60.3	30	24	74
Arizona	-	-	-	-	-	-	-	-	-	-	-	-	-	-	-	-
Dallas	-	-	-	-	-	-	-	-	-	-	-	-	-	-	-	-
N.Y. Giants	-	-	-	-	-	-	-	-	-	-	-	-	-	-	-	-
Philadelphia	-	-	-	-	-	-	-	-	-	-	-	-	-	-	-	-
Washington	-	-	-	-	-	-	-	-	1	4	2	29	50.0	0	0	19
NFC East	-	-	-	-	-	-	-	-	1	4	2	29	50.0	0	0	19

JAY FIEDLER'S PASSING BREAKDOWN

2001										CAREER									
	G	ATT	CMP	YDS	PCT	TD	INT	LG		G	ATT	CMP	YDS	PCT	TD	INT	LG		
Chicago	-	-	-	-	-	-	-	-	1	0	0	0	0.0	0	0	0			
Detroit	-	-	-	-	-	-	-	-	2	18	13	112	72.2	0	0	33			
Green Bay	-	-	-	-	-	-	-	-	1	25	16	158	64.0	1	0	37			
Minnesota	-	-	-	-	-	-	-	-	1	31	12	175	38.7	1	1	44			
Tampa Bay	-	-	-	-	-	-	-	-	1	28	13	175	46.4	0	4	29			
NFC Central	-	-	-	-	-	-	-	-	6	102	54	620	52.9	2	5	44			
Atlanta	1	29	16	191	55.2	2	1	35	2	36	21	226	58.3	2	1	35			
Carolina	1	33	20	287	60.6	1	1	61	1	33	20	287	60.6	1	1	61			
New Orleans	-	-	-	-	-	-	-	-	1	2	2	21	100.0	0	0	15			
St. Louis	1	27	19	204	70.4	1	2	33	1	27	19	204	70.4	1	2	33			
San Francisco	1	28	16	149	57.1	0	3	27	2	29	16	149	55.2	0	3	61			
NFC West	4	117	71	831	60.7	4	7	61	7	127	78	887	61.4	4	7	61			
NFC Total	4	117	71	831	60.7	4	7	61	14	233	134	1536	57.5	6	12	61			
Home	8	223	132	1447	59.2	9	8	61	23	451	270	3011	59.9	16	18	61			
Road	8	227	141	1843	62.1	11	11	74	20	457	271	3378	59.3	20	18	74			
1st Down	16	162	105	1257	64.8	7	6	61	-	-	-	-	-	-	-	-			
2nd Down	16	142	85	872	59.9	8	9	39	-	-	-	-	-	-	-	-			
3rd Down	16	139	77	1080	55.4	5	3	65	-	-	-	-	-	-	-	-			
4th Down	16	7	6	81	85.7	0	1	22	-	-	-	-	-	-	-	-			
1st Half	16	228	138	1566	60.5	8	6	74	-	-	-	-	-	-	-	-			
2nd Half	16	222	135	1724	60.8	12	13	65	-	-	-	-	-	-	-	-			
Overtime	-	-	-	-	-	-	-	-	-	-	-	-	-	-	-	-			
Grass	12	342	204	2354	59.6	13	13	65	31	708	420	4807	59.3	25	28	65			
Turf	4	108	69	936	63.9	7	6	74	12	200	121	1582	60.5	11	8	74			
Aug./Sept.	3	81	47	646	58.0	3	4	65	8	177	97	1268	54.8	7	8	65			
October	3	76	49	513	64.5	3	5	43	11	208	129	1423	62.0	10	10	44			
November	4	129	79	994	61.2	6	6	74	10	178	113	1340	63.5	6	7	74			
Dec./Jan.	6	164	98	1137	59.8	8	4	44	14	345	202	2358	58.5	13	11	44			
Games 1-8	8	219	133	1705	60.7	9	12	74	22	454	268	3278	59.0	20	21	74			
Games 9-16	8	231	140	1585	60.6	11	7	44	21	454	273	3111	60.1	16	15	61			
Wins	11	288	170	2216	59.0	17	9	74	32	605	377	4464	62.3	30	15	74			
Losses	5	162	103	1074	63.6	3	10	44	11	303	164	1925	54.1	6	21	44			
Ties	-	-	-	-	-	-	-	-	-	-	-	-	-	-	-	-			



JAMAR FLETCHER

Cornerback

5-9 • 187

Born: 8/28/79

College: Wisconsin '02

Acquired: D1, 2001

Signed Through: 2005

NFL: Second Season • Dolphins: Second Season



PRO CAREER

2001 — Signed a five-year contract with the Dolphins on July 25, 2001 . . . Played in 14 regular season games, starting two of them, during his rookie season . . . Dressed but did not play in two contests . . . Registered 10 tackles (nine solo) and a pass defended . . . Did not see action in season-opener at Tennessee (9/9) . . . Made NFL debut in a reserve role in Miami's next game, vs. Oakland (9/23) . . . Initial NFL start came at right cornerback in place of the injured Sam Madison (shoulder) vs. N.Y. Jets (11/18) . . . Posted two tackles in that game . . . Also started in Madison's place the

FINS FACT

Jamar was a first-team All-Big 10 selection in each of his three seasons (1998-2000) at the Univ. of Wisconsin.

following week at Buffalo (11/25), and collected a pair of tackles . . . Dressed but did not play in First-Round Playoff game vs. Baltimore (1/13/02) . . . First-round draft choice (26th overall) by Miami in 2001.

COLLEGE

Three-year letterman and starter at Wisconsin (1998-2000) . . . Entered the draft with one year of eligibility still remaining . . . Concluded his career by starting all 32 games in which he played . . . Posted 130 tackles and 21 interceptions for 459 return yards and five touchdowns . . . Also defended 57 passes . . . Both his interception and yardage totals represent Badger career records, while his yardage figure is the most in Big 10 history, surpassing the previous mark of 431, accomplished by former Dolphin safety Tom Curtis, who played at Michigan from 1967-69 . . . 57 pass deflections marked a school record as well . . . Five interception returns for touchdowns were a school and conference record . . . Had seven interceptions each of his three seasons, as he led the Big 10 in that category each time, the only player in conference history to achieve that feat . . . Was the recipient of the Jim Thorpe Award as the nation's top defensive back his junior season of 2000 . . . Also was a first-team All-America and All-Big 10 selection, as well as the Big 10 Defensive Player of the Year . . . Had a career-best three interceptions against Oregon . . . Was a first-team All-America and All-Big 10 pick as a sophomore in 1999, as he picked off seven passes for 135 yards in returns and two touchdowns . . . Was named the Big 10 Defensive Player of the Week against Purdue when he picked off a pair of Drew Brees passes, including one that he returned 52 yards for a touchdown late in the fourth quarter to give Wisconsin a 31-24 victory . . . Was a freshman All-America choice and a first-team All-Big 10 pick in 1998 when he recorded seven interceptions for 145 yards in returns and three touchdowns . . . The three scores represent a Big 10 single-season record . . . Gave the Badgers a 38-31 victory over UCLA in the Rose Bowl with a 46-yard interception return for a touchdown late in the fourth quarter . . . Redshirted as a true freshman in 1997 . . . Was a college roommate of Chris Chambers, the Dolphins' second-round draft choice in 2001 . . . Majored in behavioral science and law.

PERSONAL

Single, resides in St. Louis, Mo . . . Was an All-America selection as a defensive back at Hazelwood East High School in St. Louis . . . Also played quarterback his senior year when he threw for 1,528 yards and 15 touchdowns, while also rushing for 13 touchdowns . . . During his career, recorded 12 interceptions, 26 rushing touchdowns, six scores on punt returns, two touchdowns on kickoff returns and one on a fumble return . . . Was a three-year captain and team MVP as a senior . . . Along with the other Dolphins defensive backs, has been part of the "Prudential No Passing Zone" program, which in conjunction with Prudential, helps to send 2,300 children from the Boys & Girls Clubs of Broward County to games throughout the regular season . . . Growing up, was a fan of the 1985 Super Bowl champion Chicago Bears . . . Jim Thorpe and Deion Sanders were his favorite athletes . . . Lists "Which Way Is Up" as favorite movie . . . Full name is Jamar Mondrell Fletcher, born August 28, 1979 in St. Louis, Mo.

JAMAR FLETCHER'S NFL REGULAR SEASON STATISTICS

YEAR	TEAM	G-S	TACK.	ASST.	TOTAL	FUM. REC.	INT.	YDS.	LG	TD
2001	Miami	14-2	9	1	10	0	0	0	-	0

JAMAR FLETCHER'S NFL PLAYOFF STATISTICS

YEAR	TEAM	G-S	TACK.	ASST.	TOTAL	FUM. REC.	INT.	YDS.	LG	TD
2001	Miami	0-0	0	0	0	0	0	0	-	0

DOLPHINS AMONG BEST IN NFL SINCE 1994

Since 1994, the Dolphins have posted a regular season record of 77-51, the third-best mark in the AFC and tied for fifth in the NFL during this seven-year stretch.

DOLPHINS

FACT



ARTURO FREEMAN

Safety

6-0 • 198

Born: 10/27/76

College: South Carolina '00

Acquired: 05, 2000

Signed Through: 2002

NFL: Third Season • Dolphins: Third Season

27



PRO CAREER

2001 — Played in all 16 regular season games, including four starts . . . Finished the year with 42 total tackles (28 solo), an interception, eight passes defended, a sack and two fumble recoveries . . . Added seven stops on special teams . . . Saw extensive action at free safety in place of the injured Brock Marion (left calf strain) at N.Y. Jets (10/14) and tallied five tackles in that game . . . Made first career start in the Dolphins' next contest, at Seattle (10/28), as he opened at free safety in place of the injured Marion . . . Responded with six tackles, a pass defended and a fumble recovery . . . With the return of Marion the following week vs. Carolina (11/4), saw action in a reserve role and amassed five tackles, including the first sack of his career as he tackled Panthers QB Matt Lytle for a seven-yard loss . . . Was awarded a defensive game ball for his performance against the Panthers . . . Opened at strong safety at Indianapolis (11/11) in place of the injured Brian Walker (right thumb fracture), the first of three straight games that he manned that spot in Walker's absence . . . Had six tackles in the Colts game, six the following week vs. N.Y. Jets (11/18) and a season-high seven at Buffalo (11/25) . . . Also had a fumble recovery in the Bills game . . . Earned a defensive game ball in season-ending win vs. Buffalo (1/6/02), when he defended three passes, including the first interception of his career as he picked off an Alex Van Pelt pass . . . Saw action in a reserve role in First-Round Playoff game vs. Baltimore (1/13/02) . . . Registered one tackle.

2000 — Appeared in eight games during his rookie season . . . Was inactive for seven contests, dressed but did not play in another . . . Finished the year with nine tackles on special teams . . . Made his NFL debut at Cincinnati (10/1) . . . Played in both postseason contests following the season in a reserve role and was credited with one special teams tackle . . . Fifth-round draft choice (152nd overall) of Miami in 2000.

COLLEGE

Was a four-year starter at South Carolina (1995-97, 1999) . . . Started 39 of the 42 games in which he played during his career . . . Recorded 307 total tackles, ten interceptions for 111 yards and a touchdown, 19 passes defended, a fumble recovery and four forced fumbles . . . Played cornerback as a senior in 1999 after manning the free safety spot each of his first three seasons . . . Was a Playboy Preseason All-America selection prior to his senior year . . . Missed each of the first two games of his senior season with a ruptured spleen sustained during the preseason . . . Finished the year with 34 tackles and ended the campaign by playing in the Senior Bowl . . . Was a medical redshirt in 1998 after suffering torn anterior cruciate and medial collateral ligaments in his right knee during the preseason . . . Was a first-team All-SEC selection as a junior in 1997 when he amassed 92 tackles and six interceptions, including one for a touchdown . . . Tallied 95 yards on interceptions, the most by a South Carolina player since 1987 . . . Led team with a career-high 99 tackles in 1996 . . . Opened nine of the 11 games in which he played at free safety as a freshman in 1995 and was named to the SEC's All-Freshman Team . . . Registered 82 tackles and an interception in his initial collegiate campaign . . . Earned his degree in retail.

PERSONAL

Single, resides in Orangeburg, S.C. . . . Was an all-state, all-region and the Class AAA Offensive Back of the Year as a senior at Orangeburg-Wilkinson (S.C.) High School . . . Led

Freeman • 107

FINS FACT

Despite the fact that Arturo sustained a ruptured spleen during summer practices prior to his senior season, he missed only two games that year.

the state with a single-season record 108 receptions for 1,318 yards and 16 touchdowns as a senior from his split end spot . . . Also recorded eight interceptions and 103 tackles that year . . . Lettered in basketball and track as well . . . Along with the other Dolphins defensive backs, has been part of the "Prudential No Passing Zone" program, which in conjunction with Prudential, helps to send 2,300 children from the Boys & Girls Clubs of Broward to games throughout the regular season . . . Has assisted in building houses for Habitat for Humanity . . . Enjoys reading and learning about computers in spare time . . . Lists "The Devil's Advocate" as favorite movie, "Martin" as favorite television show, Walter Payton as favorite athlete and the San Francisco 49ers as favorite sports team as a child . . . Full name is Arturo C. Freeman, born October 27, 1976 in Orangeburg, S.C.

ARTURO FREEMAN'S NFL REGULAR SEASON STATISTICS

YEAR	TEAM	G-S	TACK.	ASST.	TOTAL	FUM. REC.	INT.	YDS.	LG	TD
2000	Miami	8-0	0	0	0	0	0	0	-	0
2001	Miami	16-4	28	14	42	2	1	0	0	0
2-YEAR TOTALS		24-4	28	14	42	2	1	0	0	0

ARTURO FREEMAN'S NFL PLAYOFF STATISTICS

YEAR	TEAM	G-S	TACK.	ASST.	TOTAL	FUM. REC.	INT.	YDS.	LG	TD
2000	Miami	2-0	0	0	0	0	0	0	-	0
2001	Miami	1-0	1	0	1	0	0	0	-	0
PLAYOFF TOTALS		3-0	1	0	1	0	0	0	-	0

ADDITIONAL STATS

Special Teams Tackles: 8 in 2000, 7 in 2001 for total of 15 (P-1)



ORONDE GADSDEN

Wide Receiver

6-2 • 215

Born: 8/20/71

College: Winston Salem '95

Acquired: FA, 1998

Signed Through: 2002

NFL: Fifth Season • Dolphins: Fifth Season



PRO CAREER

2001 — Started all 14 games in which he played . . . Was inactive for two games with a hamstring injury . . . Caught 55 passes for 674 yards and three touchdowns . . . Reception total tied with James McKnight for the team-lead, while yardage figure ranked third . . . Marked the second consecutive season in which he led or shared the team-lead in receptions . . . Led team in receptions seven times during the course of the year, and in receiving yardage on five occasions . . . Led Dolphins in opener at Tennessee (9/9) when he hauled in four passes for 74 yards, including a 23-yard TD strike from Jay Fiedler . . . Touchdown catch was the 20th of his career, tying him with Irving Fryar for ninth on the Dolphins' all-time list . . . Put together the sixth 100-yard receiving game of his career, vs. Carolina (11/4) when he hauled in a team-high five passes for

FINS FACT

Including the Arena League, preseason, regular season and playoff games, Oronde played in a total of 36 football games from April, 1998 through January of 1999 after joining the Dolphins in August from Portland of the AFL, where he played in 14 contests.

102 yards, including a 61-yard reception, marking the second-longest of his career . . . Led Dolphins in both receiving and yardage with eight for 116 yards at Buffalo (11/25), the seventh 100-yard receiving game of his career . . . Reception total marked a season-high and is the third-highest total of his career . . . Yardage figure also was a season-best while it ranks as the fourth-highest total of his career . . . Along with Chris Chambers' 101 yards that day, it was the first time that a pair of Dolphins reached the 100-yard receiving mark in the same game since December 5, 1999 against Indianapolis when Gadsden had 103 yards and Tony Martin had 109 yards . . . Overall, it was the third time that Gadsden has been part of a dual 100-yard receiving game . . . He also achieved the feat on October 10, 1999 at Indianapolis when he accumulated 123 yards and Martin amassed 166 yards . . . Caught four passes for 27 yards in win vs. Indianapolis (12/10) . . . One of his catches was a nine-yard TD catch from Fiedler . . . Was inactive with a hamstring injury at New England (12/22), marking the first game in his career that he had missed and snapping a string of 61 straight games played . . . Had three receptions for 15 yards the following week vs. Atlanta (12/30), including a two-yard TD catch . . . It marked the eighth game in-a-row that the Dolphins had won when Gadsden caught a touchdown pass . . . With lingering hamstring injury, was inactive for regular season finale vs. Buffalo (1/6/02) . . . Underwent surgery following the season, on February 6, 2002, for an arthroscopic debridement and a surgical repair of the rotator cuff in his right shoulder . . . Chief Team Physician Dr. George Caldwell performed the surgery at Holy Cross Hospital in Fort Lauderdale, with team physician Dr. Erol Yoldas assisting . . .

CAREER RECEPTIONS: Has totaled 207 career receptions during the regular season, 11th on the team's all-time list . . . Entering 2002 needs five more to tie Howard Twilley (212) for tenth, 14 more to equal Jim Kiick (221) for ninth, 22 more to join Jim Jensen (229) for eighth, 49 more to tie Bruce Hardy (256) for seventh and 62 more to tie Duriel Harris (269) for sixth . . .

CAREER RECEIVING YARDS: Has accumulated 2,976 receiving yards in his career, 11th on the club's all-time list . . . Entering 2002, needs 88 more to tie Howard Twilley (3,064) for tenth, 176 more to join Tony Martin (3,152) for ninth, 214 to equal Irving Fryar (3,190) for eighth, 379 more to tie Paul Warfield (3,355) for seventh and 616 more to tie Tony Nathan (3,592) for sixth . . .

CAREER RECEIVING TOUCHDOWNS: Has totaled 22 career receiving touchdowns, ninth in Dolphins annals . . . With one more he would tie Howard Twilley and Jim Mandich (23 each) for seventh, with three more he would join Bruce Hardy (25) for sixth and with seven more he would equal O.J. McDuffie (29) for fifth . . .

FOUR-YEAR RECEIVING TOTALS: In his four seasons with the Dolphins, Gadsden has totaled 207 receptions for 2,976 yards and 22 receiving touchdowns . . . All three figures rank among the top three for a Dolphin in his first four seasons with the club:

HIGHEST RECEIVING TOTALS BY A DOLPHIN IN HIS FIRST FOUR SEASONS WITH THE TEAM

RECEPTIONS			RECEIVING YARDS			RECEIVING TOUCHDOWNS		
PLAYER	YEARS	REC.	PLAYER	YEARS	YDs.	PLAYER	YEARS	TDs
Mark Clayton	1983-86*	209	Irving Fryar	1993-95#	3190	Mark Clayton	1983-86*	33
O. GADSDEN 1998-01*	207		Mark Clayton	1983-86*	3649	Paul Warfield	1970-73	31
Irving Fryar	1993-95#	199	O. GADSDEN 1998-01*	2976		O. GADSDEN 1998-01*	22	
O.J. McDuffie	1993-96*	192	Mark Duper	1982-85*	2959	Nat Moore	1974-77*	22
Keith Byars	1993-96	166	Paul Warfield	1970-73	2819	Mark Duper	1982-85*	21

*Denotes first four years in the NFL

#Totals were accomplished in just three years with the team

CONSECUTIVE GAMES WITH A RECEPTION: Gadsden caught a pass in all 14 games in which he played in 2001 . . . Overall, he has caught a pass in 37 straight regular season contests dating back to 1999 . . . The last time he was held without a reception was on November 14, 1999 at Buffalo . . . He also has had a reception in 44 of his last 45 games entering 2002 . . . If he catches a pass in each of his first six games of 2002, Gadsden would tie Mark Duper and Keith Byars (43 each) for the third-longest streak in club history . . . WR Mark Clayton holds the record with a reception in 92 straight games while WR O.J. McDuffie is second with a reception in 74 consecutive contests . . .

PLAYOFFS: Started First-Round Playoff game vs. Baltimore (1/13/02) . . . Had one reception for nine yards . . . In seven career playoff games, including five starts, has registered 23 receptions for 288 yards and two touchdowns.

2000 – Started all 16 regular season games in which he played . . . Led team in receiving with 56 receptions for 786 yards and six touchdowns . . . His reception total marked a career-high while his yardage figure was the second-most of his NFL career . . . Yardage total also was 18th in the AFC in 2000 . . . Led Dolphins in receptions seven times and in receiving yardage on eight occasions during the season . . . Had two catches for 21 yards, including a 16-yard TD grab, in season-opener vs. Seattle (9/3) . . . Caught six passes for 73 yards and two touchdowns at Cincinnati (10/1), marking the third multiple-touchdown game of his career . . . Had scoring catches of seven and 21 yards . . . Tallied seven receptions for 119 yards in Monday night game at N.Y. Jets (10/23), marking the fifth 100-yard receiving game of his NFL career . . . Seven receptions are tied for the fourth-highest total of his career while his yardage figure ranks third . . . Registered five receptions for 100 yards in the first half of that contest, the second time in his career he amassed 100 receiving yards in one half . . . He had 112 yards in the second half at Indianapolis on October 10, 1999 . . . Lamar Smith rushed for 155 yards in the Jets game, as it marked the first time that the Dolphins had a 100-yard rusher and receiver in the same game since September 18, 1994 when Terry Kirby reached the 100-yard rushing mark and Keith Jackson attained the 100-yard receiving plateau against the N.Y. Jets . . . Had five catches for 70 yards, including a 15-yard TD reception, vs. Green Bay (10/29) . . . Only reception at San Diego (11/12) went for 61 yards on the Dolphins' first play from scrimmage, and it represented his longest catch of the season and the second-longest of his career . . . Caught two passes for 30 yards and a touchdown at Indianapolis (11/26) . . . Marked the second straight year that he came up with the game-winning TD against the Colts at the RCA Dome, as his 17-yard scoring reception from Damon Huard with 1:10 to play lifted the Dolphins to a 17-14 victory . . . Also had a touchdown reception the following week in win at Buffalo (12/3) . . . Finished the year by equaling a season-high with seven receptions, totaling 43 yards, at New England (12/24) . . . Started both playoff games following the 2000 season . . . Caught five passes for 71 yards with a long of 33 . . . Recorded four receptions for 38 yards in First-Round victory over Indianapolis (12/30).

1999 – Started seven of the 16 games in which he played during the regular season . . . Finished second on the team with 48 receptions for 803 yards and a team-high six touchdowns . . . Trailed only Tony Martin, who collected 67 receptions for 1,037 yards . . . Led or shared the team-lead in receptions three times over the course of the season . . . Also posted three 100-yard receiving games, second-most on the team, trailing only Tony Martin's five . . . Yards per reception average of 16.7 was the highest for a Dolphins receiver with 40 or more receptions since Irving Fryar averaged 17.4 yards per catch (73-1,270) in 1994 . . . Caught four passes for 123 yards and one touchdown at Indianapolis (10/10), the second 100-yard receiving game of his career and the second-highest yardage total in his career . . . Along with Tony Martin's 166 yards, it marked the 14th time in the regular season and 16th occasion overall, including playoffs, that two Dolphins had 100 yards receiving in the same game, and the first time since November 27, 1994, when Mark Ingram had 117 yards and Irving Fryar had 103 yards at the N.Y. Jets . . . In addition, Gadsden accounted for 112 receiving yards in the second half of that Colts game, the first time that a Dolphin accounted for 100 receiving yards in one half since December 21, 1998, when Lamar Thomas had 101 yards in the second half against Denver . . . Two of Gadsden's receptions against the Colts came within the final minute of the game . . . Hauled in a 48-yard pass from Dan Marino on fourth-and-10 from the 50 with less than a minute to play to give the Dolphins a first-and-goal from the two . . . Two plays later, caught the game-winning touchdown, from two yards out with 27 seconds left to lift the Dolphins to a 34-31 victory and cap a comeback in which Miami faced two nine-point deficits in the fourth quarter . . . Also caught a career-long 62-yard pass in the game . . . Caught four passes for 36 yards vs. New England (11/21), with two of his receptions going for touchdowns, the second multiple-touchdown game of his career . . . Scores came on catches of four and three yards, both from Damon Huard . . . Put together second straight 100-yard effort against Colts, with six catches for 103 yards, including a 24-yard TD reception vs. Indianapolis (12/5) . . . Six catches tied for team-lead, while his yardage total represented the third 100-yard receiving game of his career . . . Along with Tony Martin's 109 yards, it marked the second time against the Colts in 1999 that this tandem each reached the 100-yard receiving plateau . . . It was the 15th time in team history that this happened in the regular season, and the 17th time overall, including playoffs . . . Closed season with nine receptions for a team-best 114 yards at Washington (1/2/00), his third 100-yard receiving game of the year, the fourth of his career and the third-highest yardage total of his career . . . Included among his receptions was a four-yard scoring catch from Damon Huard . . . Started both playoff games following the 1999 season . . . Led the team with eight catches for 87 yards and two touchdowns . . . Caught two passes for 25 yards, including a one-yard TD catch, in First Round Playoff game at Seattle (1/9/00) . . . Hauled in a team-high six passes for 62 yards, including a 20-yard scoring grab,

in Divisional contest at Jacksonville (1/15/00) . . . TD reception in Jacksonville was the last touchdown pass by Dan Marino in his NFL career.

1998 – Signed with the Dolphins as a free agent on August 3 after playing with the Portland Forest Dragons of the Arena League . . . Earned a roster spot during the preseason when he led the Dolphins with nine receptions for 165 yards and one touchdown . . . Played in all 16 contests during the regular season, starting 12 of them . . . Finished second on the club with 48 receptions for 713 yards and seven touchdowns . . . Seven scores tied with O.J. McDuffie for first on the team . . . Led the team in receptions three times and in receiving yardage on four occasions . . . Made his Dolphins and NFL debut in a reserve role in season-opener at Indianapolis (9/6) . . . Only catch on the day went for a 44-yard touchdown from Dan Marino in the second quarter to give Miami a 7-3 lead . . . It marked the first time that a Dolphins receiver had a touchdown catch in his first NFL game since Tony Martin had a 35-yard TD grab from Marino in his NFL debut on September 9, 1990 at New England . . . Made first NFL start, against Buffalo (9/13), and caught two passes for 31 yards with a long of 22 . . . Tallied five receptions for a team-high 91 yards in Monday night game at Jacksonville (10/12) . . . Had three receptions for a team-high 68 yards with a long of 29, including a 12-yard TD catch, at Buffalo (11/1) . . . In a Monday night game at New England (11/23), caught three passes for 49 yards and two touchdowns, the first multiple-touchdown game of his career . . . Scores came on catches of 35 and 11 yards, both from Dan Marino . . . His second TD of the game was his fifth of the season, tying Andre Brown (1989) for the most receiving touchdowns by a Dolphins rookie or first-year player in a season . . . Recorded two receptions for 22 yards, including a 19-yard TD catch, at Oakland (12/6), marking his sixth TD catch of the year, and setting a new Dolphins single-season record for a rookie or first-year player . . . Tallied season-high and team-high totals of nine receptions for 153 yards, including a season-long catch of 50 yards, in season finale at Atlanta (12/27) . . . His nine catches in the game tied Terry Kirby for the most by a Dolphins rookie or first-year player in a game (since broken) . . . His yardage figure was the most by a club rookie or first-year performer . . . It marked the first 100-yard receiving game of his career, and his yardage total now is tied for 21st-most in franchise history . . . It also was the most by a Dolphin since O.J. McDuffie amassed 154 receiving yards (11 rec.) in a First-Round Playoff game at Buffalo on December 30, 1995. . . It was the most by a Dolphin in a regular season game since Irving Fryar posted 160 yards (6 rec.) at Minnesota on September 25, 1994 . . . Caught five passes for a team-high 85 yards with a long of 52 in First-Round Playoff game vs. Buffalo (1/2/99) . . . Started Divisional contest at Denver (1/9/99), and came up with four receptions for 36 yards . . . In 14 games with Portland prior to his arrival in Miami, caught 93 passes for 1,335 yards and 37 touchdowns . . . Added 25 tackles and three interceptions on defense including one for a touchdown, where he played linebacker . . . Was named the AFL's Rookie of the Year for 1998 . . . Holds AFL records for most points, rookie season (230) and most touchdowns, rookie season (38) . . .

ROOKIE/FIRST-YEAR RECORDS: Gadsden's 48 catches tied for third among Dolphins rookie or first-year players, while his yardage total was third at the time (now fourth) . . . Gadsden's seven receiving scores eclipsed the club record for receiving touchdowns by a rookie or first-year player, surpassing the old mark of five, formerly held by Andre Brown, who attained that mark in 1989 . . . It is now tied for the most, along with Chris Chambers . . .

DOLPHINS RECEIVING RECORDS FOR ROOKIES OR FIRST-YEAR PLAYERS

RECEIVING YARDS			RECEPTIONS			RECEIVING TOUCHDOWNS		
PLAYER	YEAR	YDs.	PLAYER	YEAR	REC.	PLAYER	YEAR	TDs
C. Chambers	2001	883	T. Kirby (RB)	1993	75	O. GADSDEN	1998	7
T. Kirby (RB)	1993	874	J. Clancy	1967	67	C. Chambers	2001	7
J. Clancy	1967	868	O. GADSDEN	1998	48	A. Brown	1989	5
O. GADSDEN	1998	713	T. Stradford (RB)	1987	48	J. Harper	1967	3
N. Moore	1974	605	C. Chambers	2001	48	J. Cefalo	1978	3
						F. Edmunds (TE)	1988	3
						T. Kirby (RB)	1993	3

* All players are wide receivers except as noted

1995-97 – Originally went to camp with Dallas as an undrafted rookie free agent in 1995 . . . Was waived on August 22, 1995 and signed to the practice squad on August 30, and spent the entire regular season there . . . Was signed to the 53-man roster on January 8, 1996, during the club's playoff run en route to a Super Bowl title, but sustained a severely sprained

left ankle three days later and was placed on Injured Reserve . . . Was released by the Cowboys on August 27, 1996 . . . Went to camp with Pittsburgh in 1997 and was waived on August 19 . . . Also had a brief stint in Dallas' camp in '97 after being released by the Steelers.

COLLEGE

As a senior at Winston-Salem, caught 56 passes for 1,111 yards and 16 touchdowns . . . Led the Central Intercollegiate Athletic Association with a 19.8-yard average per catch and finished second in receiving yardage, touchdowns and yards per game (101.0) . . . Had 31 receptions for 836 yards (27.0 avg.) and 13 touchdowns as a junior . . . Had 31 receptions for 810 yards (26.1 avg.) and 13 scores as a sophomore . . . Graduated with a degree in marketing.

PERSONAL

Married to Bianke, resides in Weston, Fla . . . Attended Burke High School in his hometown of Charleston, S.C . . . In his final semester of college, served as an intern for the Drew Pearson Companies in Dallas . . . Has participated in events benefiting the Cystic Fibrosis Foundation . . . Has assisted in building houses for Habitat for Humanity . . . Is very active with the Big Brothers and Big Sisters of Broward County . . . Was presented with the honor of tossing the coin for the AFL's Florida Bobcats' 1999 home opener . . . In 1999 created his own clothing line, entitled "Original Gear" . . . Full name is Oronde Benjamin Gadsden, born August 20, 1971.

ORONDE GADSDEN'S NFL REGULAR SEASON STATISTICS

YEAR	TEAM	G-S	NO.	RECEIVING				RUSHING			
				YDS.	AVG.	LG	TD	ATT.	YDS.	LG	TD
1998	Miami	16-12	48	713	14.9	50	7	0	0	0	0
1999	Miami	16-7	48	803	16.7	62	6	0	0	0	0
2000	Miami	16-16	56	786	14.0	61	6	0	0	0	0
2001	Miami	14-14	55	674	12.3	40	3	0	0	0	0
4-YEAR TOTALS		62-49	207	2976	14.4	62	22	0	0	0	0

ORONDE GADSDEN'S NFL PLAYOFF STATISTICS

YEAR	TEAM	G-S	NO.	RECEIVING				RUSHING			
				YDS.	AVG.	LG	TD	ATT.	YDS.	LG	TD
1998	Miami	2-1	9	121	13.4	52	0	0	0	0	0
1999	Miami	2-2	8	87	10.9	24	2	0	0	0	0
2000	Miami	2-2	5	71	14.2	33	0	0	0	0	0
2001	Miami	1-1	1	9	9.0	9	0	0	0	0	0
PLAYOFF TOTALS		7-6	23	288	12.5	52	2	0	0	0	0

ADDITIONAL STATS

Passing: 1 attempt, 0 completions in 1993

Miscellaneous Tackles: 2 in 2000, 1 in 2001 for total of 3 (P-2)

Miscellaneous Fumble Recoveries: 2 in 2000

SINGLE-GAME HIGHS

Most Receptions:	9	at Atlanta, 12/27/98
	9	at Washington, 1/2/00
	8	at Buffalo, 11/25/01
	7	at N.Y. Jets, 10/23/00
	7	at New England, 12/24/00
Most Receiving Yards:	153	at Atlanta, 12/27/98
	123	at Indianapolis, 10/10/99
	119	at N.Y. Jets, 10/23/00
	116	at Buffalo, 11/25/01
	114	at Washington, 1/2/00
Longest Receptions:	62	at Indianapolis, 10/10/99
	61	at San Diego, 11/12/00
	61	vs. Carolina, 11/4/01

55 vs. San Diego, 12/19/99

*52 vs. Buffalo, 1/2/99

Most TD Receptions:

2 at New England, 11/23/98

2 vs. New England, 11/21/99

2 at Cincinnati, 10/1/00

* Playoff Game

100-YARD RECEIVING GAMES (7)

DATE	OPPONENT	NO.	YDS.	LG	TD
12/27/98	at Atlanta	9	153	50	0
10/10/99	at Indianapolis	4	123	62	1
12/5/99	INDIANAPOLIS	6	103	24t	1
1/2/00	at Washington	9	114	26	1
10/23/00	at N.Y. Jets	7	119	29	0
11/4/01	CAROLINA	5	102	61	0
11/25/01	at Buffalo	8	116	42	0

ORONDE GADSDEN'S RECEIVING BREAKDOWN

	2001						CAREER					
	G	NO	YDS	AVG	LG	TD	G	NO	YDS	AVG	LG	TD
Buffalo	1	8	116	14.5	42	0	7	22	337	15.3	42	2
Indianapolis	2	10	98	9.8	16	1	8	26	438	16.8	62	5
Miami	-	-	-	-	-	-	-	-	-	-	-	-
New England	1	2	21	10.5	15	0	7	25	272	10.9	44	4
N.Y. Jets	2	9	107	11.9	27	0	8	28	426	15.2	30	1
AFC East	6	29	342	11.8	42	1	30	101	1473	14.6	62	12
Baltimore	-	-	-	-	-	-	1	1	11	11.0	11	0
Cincinnati	-	-	-	-	-	-	1	6	73	12.2	21	2
Cleveland	-	-	-	-	-	-	-	-	-	-	-	-
Jacksonville	-	-	-	-	-	-	1	5	91	18.2	28	0
Pittsburgh	-	-	-	-	-	-	1	4	34	8.5	13	0
Tennessee	1	4	74	18.5	31	1	2	6	121	20.2	31	1
AFC Central	1	4	74	18.5	31	1	6	22	330	15.0	31	3
Denver	1	2	11	5.5	6	0	3	4	39	9.8	20	1
Kansas City	-	-	-	-	-	-	-	-	-	-	-	-
Oakland	1	5	70	14.0	28	0	3	10	162	16.2	36	1
San Diego	-	-	-	-	-	-	2	5	144	28.8	61	0
Seattle	1	1	15	15.0	15	0	2	3	36	12.0	16	1
AFC West	3	8	96	12.0	28	0	10	22	381	17.3	61	3
AFC Total	10	41	512	12.8	42	2	46	145	2184	15.1	62	18
Arizona	-	-	-	-	-	-	1	2	11	5.5	9	0
Dallas	-	-	-	-	-	-	1	3	39	13.0	17	0
N.Y. Giants	-	-	-	-	-	-	-	-	-	-	-	-
Philadelphia	-	-	-	-	-	-	1	1	17	17.0	17	0
Washington	-	-	-	-	-	-	1	9	114	12.7	26	1
NFC East	-	-	-	-	-	-	4	15	181	12.1	26	1
Chicago	-	-	-	-	-	-	-	-	-	-	-	-
Detroit	-	-	-	-	-	-	1	4	41	10.3	19	0
Green Bay	-	-	-	-	-	-	1	5	70	14.0	17	1
Minnesota	-	-	-	-	-	-	1	2	24	12.0	15	0
Tampa Bay	-	-	-	-	-	-	1	4	75	18.8	29	0
NFC Central	-	-	-	-	-	-	4	15	210	14.0	29	1
Atlanta	1	3	15	5.0	8	1	2	12	168	14.0	50	1
Carolina	1	5	102	20.4	61	0	2	8	123	15.4	61	0
New Orleans	-	-	-	-	-	-	1	4	60	15.0	23	0
St. Louis	1	3	29	9.7	13	0	2	5	34	6.8	13	1
San Francisco	1	3	16	5.3	11	0	1	3	16	5.3	11	0
NFC West	4	14	162	11.6	61	1	8	32	401	12.5	61	2
NFC Total	4	14	162	11.6	61	1	16	62	792	12.8	61	4
Home	7	24	280	11.7	61	2	31	92	1263	13.7	61	9
Road	7	31	394	12.7	44	1	31	115	1713	14.9	62	13
1st Down	14	22	310	14.1	61	0	62	67	1027	15.3	61	5
2nd Down	14	18	194	10.7	28	3	62	67	838	12.5	55	9
3rd Down	14	15	170	11.3	31	0	62	69	998	14.5	62	7
4th Down	14	0	0	--	0	0	62	4	113	28.3	48	1

ORONDE GADSDEN'S RECEIVING BREAKDOWN

	2001						CAREER					
	G	NO	YDS	AVG	LG	TD	G	NO	YDS	AVG	LG	TD
1st Half	14	29	362	12.5	44	3	62	110	1725	15.7	61	13
2nd Half	14	26	312	12.0	61	0	62	95	1236	13.0	62	9
Overtime	-	-	-	-	-	-	2	2	15	7.5	10	0
Grass	10	37	443	12.0	61	3	46	152	2093	13.8	61	16
Turf	4	18	231	12.8	44	0	16	55	883	16.1	62	6
Aug./Sept.	3	12	173	14.4	31	1	12	30	409	13.6	44	3
October	3	9	109	12.1	27	0	16	55	849	15.4	62	5
November	4	22	323	14.7	61	0	17	53	817	15.4	61	6
Dec./Jan.	4	12	69	5.8	11	2	17	69	901	13.1	55	8
Games 1-8	8	32	458	14.3	61	1	32	101	1549	15.3	62	9
Games 9-16	6	23	216	9.4	44	2	30	106	1427	13.5	61	13
Wins	10	40	522	13.1	61	3	40	123	1703	13.8	62	16
Losses	4	15	152	10.1	27	0	22	84	1273	15.2	50	6
Ties	-	-	-	-	-	-	-	-	-	-	-	-



SCOTT GALYON

Linebacker

6-2 • 235

Born: 3/23/74

College: Tennessee '96

Acquired: UFA (NYG), 2000

Signed Through: 2002

NFL: Seventh Season • Dolphins: Third Season



PRO CAREER

2001 — Was released by the Dolphins on February 21, 2002 before being re-signed on April 11 . . . Underwent surgery on May 1, 2001 to debride the patellar femoral joint, remove loose bodies and remove a small tear of the lateral meniscus in his left knee . . . Dolphins Chief Team Physician Dr. George Caldwell performed the surgery at Holy Cross Hospital in Ft. Lauderdale . . . Opened 2001 training camp on the team's Active/Physically Unable to Perform list . . . Was placed on the active roster on July 31 . . . Played in all 16 regular season games, including two starts . . . Posted 14 tackles, a sack, an interception and two passes defended . . . Added 13 tackles and a fumble recovery on special teams, as tackle total tied for fifth on the squad . . . Was awarded a special teams game ball in win over Carolina (11/4) when he collected a season-high four tackles . . . Started each of the final two regular season games at weakside linebacker in place of the injured Derrick Rodgers (shoulder) . . . Posted four tackles vs. Atlanta (12/30) in his first start of the season . . . Followed that up with a seven-tackle performance in finale vs. Buffalo (1/6/02), one which included a sack and the first interception of his NFL career as he picked off a Travis Brown pass . . . Started First-Round Playoff game vs. Baltimore (1/13/02) at weakside linebacker in place of Rodgers . . . Posted three tackles, including a sack of Ravens QB Elvis Grbac for a 12-yard loss.

2000 — Signed a three-year contract with Dolphins as an Unrestricted Free Agent from the New York Giants on February 29, 2000 . . . Played in six games, including one start . . . Finished with nine total tackles (8 solo) on defense and ten stops on special teams . . . Appeared in each of the first six contests of the year before sustaining a torn anterior cruciate ligament in his right knee vs. Buffalo (10/8) . . . Was placed on injured reserve on October 11 . . . Underwent surgery to repair the damage on October 25 . . . The surgery was performed by Dr. Russell Warren at the Hospital for Special Surgery in New York . . . Was credited with four special teams tackles in season-opening win over Seattle (9/3) and earned a game ball for his performance . . . Lone start of the year came at middle linebacker in place of the injured Zach Thomas (ankle) at Cincinnati (10/1) . . . Responded with seven tackles in that game.

FINS FACT

Scott served as a substitute teacher at his high school alma mater during his first offseason in the NFL.

1999 – Played in all 16 regular season games with no starts for the Giants . . . Finished the season with 20 tackles (14 solo), one sack and three passes defended . . . Also was second on the squad with 16 special teams tackles . . . Tallied four tackles and a pass defended on defense and two stops on special teams vs. New Orleans (10/24) . . . Saw most extensive action of the year on defense vs. Arizona (11/28) with lower leg injury to Marcus Buckley . . . As the nickel linebacker posted two tackles, a sack for nine yards lost and three passes defended . . . Also came up with two special teams tackles . . . Recorded four tackles and a forced fumble on special teams, while adding two stops on defense vs. N.Y. Jets (12/5).

1998 – Played in ten games, including one start . . . Finished the season with 24 total tackles (19 solo), one sack, two forced fumbles, one fumble recovery and one pass defended . . . Added five stops on special teams . . . Majority of his playing time was at linebacker in the nickel defense . . . Suffered an Achilles/calf injury in the second game of the season at Oakland (9/13) and missed the next three games (vs. Dallas 9/21, at San Diego 9/27 and at Tampa Bay, 10/4) . . . Made his first NFL start vs. Arizona (10/18) when the Giants opened in the nickel defense . . . Helped set up the Giants final touchdown against the Cardinals when he recovered a Jake Plummer fumble at the Giants 48-yard line after he forced the fumble on a seven-yard sack . . . Suffered a tibial plateau (knee) fracture to his left leg and a torn medial collateral ligament in his left knee while covering a first quarter punt at Arizona (12/6) . . . Underwent surgery to repair the injuries on December 7 at the Hospital for Special Surgery-Cornell Medical Center in New York City and was placed on injured reserve on December 8.

1997 – Appeared in all 16 regular season games in a reserve role . . . Finished the year with 39 total tackles (31 solo), three sacks, two forced fumbles and three passes defended . . . Also tied for second on the team with 11 special teams tackles . . . Started the season as a reserve linebacker and special teams performer . . . Named special teams MVP by the coaching staff following his performance vs. Philadelphia (8/31) in the season-opener . . . Was used in the nickel defense against the Eagles due to an injury to Marcus Buckley (hip flexor) . . . When Buckley filled in at weakside linebacker at Jacksonville (9/7) for LB Jessie Armstead, who was out with heat cramps in the fourth quarter, Galyon took over as the nickel linebacker . . . Was credited with the first sack of his career at Arizona (10/12) when he came in on a blitz and forced Cardinals QB Stoney Case to fumble in the third quarter . . . The Cardinals recovered the loose football after a 30-yard loss to put themselves in a third-and-40 situation . . . Came in on a third down blitz vs. Arizona (11/16) and sacked QB Jake Plummer for an eight-yard loss to end a Cardinals drive in the first quarter . . . Created a turnover that led to a Giants touchdown in the second quarter at Philadelphia (12/7) when he forced Eagles QB Bobby Hoying to fumble on a nine-yard sack . . . Led the team with six solo tackles and also added two solo special teams tackles at Dallas (12/21) . . . Was awarded a special teams game ball by the coaching staff for his performance against the Cowboys . . . In the NFC Wild Card game vs. Minnesota (12/27), finished with three tackles, one pass defended and one forced fumble . . . Hit QB Randall Cunningham and forced him to fumble in the third quarter . . . Contributed four special teams tackles in that playoff game as well.

1996 – Played in all 16 regular season games in a reserve role during his rookie season . . . Had two tackles on defense and tied for third on the club with nine special teams tackles . . . Saw his first action at linebacker at Dallas (9/8) when he entered the game in place of Jessie Armstead at weakside linebacker in the fourth quarter . . . Had his first NFL tackle when he stopped Emmitt Smith at the line of scrimmage for no gain on a third-and-one play to help hold Dallas to a field goal . . . Helped force the Cowboys to start their first drive deep in their own territory by downing a Mike Horan punt at the Dallas two-yard line after Conrad Hamilton batted the ball back from the goal line vs. Dallas (11/24) . . . Sixth-round draft choice (182nd overall) of the N.Y. Giants in 1996.

COLLEGE

Was a four-year letterman (1992-95) at Tennessee . . . Was elected as one of four co-captains for his senior season of 1995 . . . Started every game at right outside linebacker during his senior campaign . . . Was the team's leading tackler with 91 stops (62 solo), one sack and ten tackles for losses . . . Led the team in tackles with 93 (67 solo) as a junior in 1994 . . . Started the season at middle linebacker, then moved to right side after Mississippi State game . . . Cracked the starting lineup in Alabama game as a sophomore in 1993 and remained a regular for final six games, including the bowl game . . . Finished as Vols' fourth-leading tackler with 54 hits, 36 solo stops and 18 assists . . . As true freshman, was a backup at right linebacker and a key special teams performer.

PERSONAL

Married to Chasity . . . Was a first-team All-Star as a defensive back and honorable mention All-America by USA Today as a senior at Seymour (Tenn.) High . . . Named to Tom Lemming's All-Southeast squad . . . Played quarterback, receiver, linebacker and safety during high school career . . . For his career, had 191 tackles and 14 interceptions . . . Averaged 38 yards as a punter . . . Led Seymour to a 27-7 record and two playoff appearances during his three years . . . Had 91 tackles, four interceptions and ten passes broken up during his senior campaign . . . Caught 21 passes for 500 yards as junior . . . Moved to quarterback as a senior . . . Was an All-District selection in baseball and basketball . . . During his first offseason in the NFL, served as a substitute teacher at Seymour High School . . . Would like to teach and coach at the high school level after his playing career . . . Has assisted in building houses for Habitat for Humanity . . . Participated in the Miami Dolphins Fishing Tournament benefiting the Cystic Fibrosis Foundation . . . Was the Dolphins' recipient of the 2001 Ed Block Courage Award . . . Born March 23, 1974.

SCOTT GALYON'S NFL REGULAR SEASON STATISTICS

YEAR	TEAM	G-S	TACK.	ASST.	TOTAL	FUM. REC.	FOR. FUM.	QB SACK	YDS LOST
1996	N.Y. Giants	16-0	2	0	2	0	0	0	0.0
1997	N.Y. Giants	16-0	31	8	39	0	2	3	47.0
1998	N.Y. Giants	10-1	19	5	24	1	2	1	7.0
1999	N.Y. Giants	16-0	14	5	19	0	1	1	9.0
2000	Miami	6-1	8	1	9	0	0	0	0.0
2001	Miami	16-2	8	6	14	0	0	1	7.0
6-YEAR TOTALS		80-4	82	25	107	1	5	6	70.0
MIAMI TOTALS		22-3	16	7	23	0	0	1	7.0

SCOTT GALYON'S NFL PLAYOFF STATISTICS

YEAR	TEAM	G-S	TACK.	ASST.	TOTAL	FUM. REC.	FOR. FUM.	QB SACK	YDS LOST
1997	N.Y. Giants	1-0	3	0	3	0	1	0	0.0
2001	Miami	1-1	2	1	3	0	0	1	12.0
PLAYOFF TOTALS		2-1	5	1	6	0	1	1	12.0

ADDITIONAL STATS

Interceptions: 1 for 0 yards in 2001

Passes Defended: (N.Y. Giants) 3 in 1997, 1 in 1998, 3 in 1999, (Miami) 2 in 2001 for total of 9 (P-2)

Special Teams Tackles: (N.Y. Giants) 9 in 1996, 11 in 1997, 5 in 1998, 16 in 1999, (Miami) 10 in 2000, 13 in 2001 for total of 64 (P-4)


Special Teams Fumble Recoveries: 1 in 2001

DOLPHINS SEND 19 GUARDS TO PRO BOWL

Since 1970, the Dolphins have had 137 players selected to appear in the Pro Bowl. Sam Madison has been voted as a starter to the AFC squad each of the last three years, becoming the only cornerback in team history to be named to the Pro Bowl team. Linebacker Zach Thomas has been selected to the team each of the last three years as well. Offensive guard is the position at which Miami has been represented at most often (19 times, led by Bob Kuechenberg's six appearances). Surprisingly, despite the high number of appearances by the rest of the offensive line (also, 13 by centers), Dolphins offensive tackles have played in the Pro Bowl on only ten occasions (Richmond Webb, seven times; Norm Evans, twice and Wayne Moore, once).

DOLPHINS

FACT



TRENT GAMBLE

Safety

5-9 • 195

Born: 7/24/77

College: Wyoming '00

Acquired: FA, 2000

Signed Through: 2002

NFL: Third Season • Dolphins: Third Season



PRO CAREER

2001 — Saw action in a reserve role in the season-opener at Tennessee (9/9) . . . Recorded one special teams tackle . . . Underwent arthroscopic surgery on September 14, 2001 to debride loose bodies in his right shoulder . . . The surgery was performed by Chief Team Physician Dr. George Caldwell at Holy Cross Hospital in Ft. Lauderdale . . . Was inactive for games 2-5 before being placed on the team's injured reserve list on October 23, where he spent the remainder of the regular season and First-Round Playoff game vs. Baltimore (1/13/02) . . . Underwent arthroscopic surgery on October 24 to repair a torn labrum in his left shoulder . . . Dr. James Andrews performed that surgery at the Alabama Sports Medicine Center in Birmingham.

2000 — Was the only undrafted rookie free agent to make the Dolphins' opening day roster in 2000 . . . Played in all 16 regular season games and both playoff contests in a reserve role . . . Proved to be one of the team's most productive performers on special teams, where he finished second on the squad with 26 total tackles, including a fumble recovery . . . Added three stops and a pass defended on defense . . . Made NFL debut vs. Seattle (9/3) and recovered a fumbled punt . . . Was awarded a game ball on special teams in victory over Buffalo (10/8) when he tallied two tackles . . . In addition to one of those tackles coming inside the Bills' 20 in the fourth quarter of Miami's 22-13 win, he also downed a punt inside-the-20 in the final period . . . Had three special teams tackles at N.Y. Jets (10/23) and vs. Tampa Bay (12/10) . . . Appeared in both playoff games following the season . . . Registered three tackles on defense, and posted two more on special teams . . . Underwent surgery following the season, on January 10, 2001, to remove loose bodies and repair damage to the glenoid labrum in his right shoulder . . . The surgery was performed by Dr. John Uribe at HealthSouth Doctor's Hospital in Coral Gables.



FINS FACT

An excellent athlete, Trent won the Colorado state Pentathlon title his senior year in high school.

COLLEGE

Was a four-year letterman (1996-99) at Wyoming . . . Played in 46 games with 14 starts in his four seasons . . . Concluded his career with 143 tackles, six interceptions and 12 pass breakups . . . Became a full-time starter for his senior season when he opened all 11 contests at cornerback after playing both free and strong safety over his first three years . . . Was a first-team All-Mountain Conference selection in 1999 . . . Recorded 60 tackles, three interceptions, five pass breakups and one sack . . . Majored in finance.

PERSONAL

Single, resides in Parker, Colo . . . Was an all-state choice at defensive back as a senior at Ponderosa High School in Parker, Colo . . . Also performed as a running back and punter, while returning kickoffs as well . . . Scored 19 touchdowns and tallied more than 3,000 all-purpose yards as a senior . . . Also excelled in track, winning the state pentathlon title as senior, while also placing second in the long jump . . . Was a National Honor Society member and a National Merit Scholarship semifinalist as a senior . . . Along with the other Dolphins defensive backs, has been part of the "Prudential No Passing Zone" program, which in conjunction with Prudential, helps to send 2,300 children from the Boys & Girls Clubs of Broward County to games throughout the regular season . . . Took part in the Miami Dolphins Fishing Tournament benefiting the Cystic Fibrosis Foundation . . . Has assisted in building houses for Habitat For Humanity . . . Enjoys skiing, golfing and fishing in spare time . . . Lists "Braveheart" as favorite

movie, "CSI" as favorite television show, Big Head Todd as favorite recording artists, John Elway and Dennis Smith as favorite athletes and the Denver Broncos as favorite team growing up . . . Full name is Trent Ashford Gamble, born July 24, 1977 in Denver, Colo.

TRENT GAMBLE'S NFL REGULAR SEASON STATISTICS

YEAR	TEAM	G-S	TACK.	ASST.	TOTAL	FUM. REC.	INT.	YDS.	LG	TD
2000	Miami	16-0	3	0	3	1	0	0	0	0
2001	Miami	1-0	0	0	0	0	0	0	0	0
2-YEAR TOTALS		17-0	3	0	3	1	0	0	0	0

TRENT GAMBLE'S NFL PLAYOFF STATISTICS

YEAR	TEAM	G-S	TACK.	ASST.	TOTAL	FUM. REC.	INT.	YDS.	LG	TD
2000	Miami	2-0	2	1	3	0	0	0	0	0
2001	Miami				INJURED RESERVE					

ADDITIONAL STATS

Passes Defended: 1 in 2000

Special Teams Tackles: 26 in 2000, 1 in 2001 for total of 27 (P-2)



DARYL GARDENER

Defensive End

6-6 • 295

Born: 2/25/73

College: Baylor '96

Acquired: D1, 1996

Signed Through: 2007

NFL: Seventh Season • **Dolphins:** Seventh Season



PRO CAREER

2001 — Started each of the first eight games of the season at right defensive tackle . . . Registered 36 total tackles (27 solo), four sacks, a forced fumble and two passes defensed . . . Was inactive for game vs. N.Y. Jets (11/18) before undergoing back surgery on November 24 . . . Local spine specialist Dr. Gary Gieseke performed a laser microdissection to remove fragments and scar tissue at Holy Cross Hospital in Ft. Lauderdale . . . Was inactive for each of the next two games before being placed on injured reserve on December 4, where he spent the final five regular season games and First-Round Playoff contest . . . Had a season-high seven tackles in 18-15 win over Oakland (9/23) as Dolphins held the Raiders without an offensive touchdown . . . Matched that total two weeks later in 30-10 victory over New England (10/7), when he also tallied two sacks, tying a career-high that he first set on December 19, 1999 against San Diego . . . Also batted down a pass and forced a fumble in the Patriots contest and was awarded a defensive game ball . . . Posted six tackles, including a sack, in win at Seattle (10/28) . . . Recorded five stops in triumph at Indianapolis (11/11), his final game prior to missing the remainder of the year . . .

PLAYOFFS: Was on injured reserve for First-Round Playoff game vs. Baltimore (1/13/02) . . . Has started all seven playoff games in which he has appeared during his career. . . Has recorded 31 tackles and 1.5 sacks.

118 • Gamble/Gardener

FINS FACT

Raised in a military family, Daryl never lived in the same area more than three years. After living in South Florida for six years, he now considers it home.

2000 – Signed a seven-year contract extension through the 2007 season on July 20, 2000 . . . Started all ten games in which he played at right defensive tackle . . . Despite missing six games, finished ninth on the team with 54 total tackles (43 solo) . . . Also recorded 2.5 sacks and a pass defended . . . Registered nine tackles over the first two weeks of the season, including four stops and a half-sack in season-opener vs. Seattle (9/3) when he was awarded a defensive game ball . . . Sustained a disc herniation at L4-L5 vs. Minnesota (9/10) . . . Underwent surgery on September 15 to remove a fragment of his herniated lumbar disc . . . The surgery was performed by Dr. Gary Gieseke at Holy Cross Hospital in Fort Lauderdale . . . Was inactive for five straight games (3-7) before returning to action in a starting role vs. Green Bay (10/29) . . . The first game that Gardener missed (vs. Baltimore, 9/17) ended a string of 66 straight games in which he had played, and marked the first time he missed a game in his NFL career . . . In second game back (vs. Detroit, 11/5), tallied five tackles, including 1.5 sacks, and earned a game ball on defense . . . Was inactive the following week at San Diego (11/12) due to back spasms . . . Recorded eight tackles the following week vs. N.Y. Jets (11/19) . . . Posted a season-high nine stops, including a half-sack, vs. Tampa Bay (12/10) . . . Started both playoff games following the 2000 season at right defensive tackle . . . Tied for fifth on the team with 11 tackles, including seven in Divisional contest at Oakland (1/6/01).

1999 – Started 15 of the 16 games in which he played at right defensive tackle . . . Finished the year with 71 total tackles (49 solo), five sacks for 14.5 yards in losses, one fumble recovery and one forced fumble . . . Both his tackle and sack totals represented new career-highs, surpassing his previous bests of 58 tackles (1997) and 1.5 sacks (1997) . . . Tackle total ranked fifth on the team and was second among linemen . . . Sack figure tied for third on the squad . . . Was voted as a second alternate at defensive tackle to the AFC Pro Bowl squad . . . Only game he did not start was vs. N.Y. Jets (12/27) as Dolphins opened with six defensive backs . . . Opened the season with four tackles in win at Denver (9/13) and was awarded a defensive game ball . . . Was second on the team with seven tackles in win vs. Arizona (9/19), and earned a defensive game ball for the second straight week . . . Had five tackles and a fumble recovery vs. Indianapolis (10/10) . . . Fumble recovery came in the first quarter when he scooped up an Edgerrin James fumble at the Dolphins' two and returned it 33 yards to the 35 . . . The Colts had a first-and-goal from the one prior to the fumble, and Gardener's return helped to set up an Olindo Mare field goal . . . Recorded three tackles, including a sack, at Oakland (10/31) and received a defensive game ball . . . Tallied five tackles, including a half-sack, in shutout win vs. Tennessee (11/7) and earned a defensive game ball . . . Notched eight tackles at Buffalo (11/14) . . . Was second on the team with a season-high ten tackles in 12-9 victory over San Diego (12/19) . . . Also posted a career-high two sacks in the Chargers contest and was awarded a game ball on defense . . . When he did not start the following week against the Jets (12/27), it snapped a string of 57 consecutive contests in which he had started, dating back to his rookie season of 1996 . . . Started both playoff games at right defensive tackle . . . Totaled five tackles (three solo).

1998 – Started all 16 regular season games and both playoff contests at right defensive tackle . . . Finished the year with 53 tackles, a sack and one interception . . . Also batted down three passes . . . Tackle total ranked eighth on the team and first among linemen . . . Had two tackles and an interception of a Peyton Manning pass in season-opener at Indianapolis (9/6) . . . It marked the first interception of his career and was the first interception by a Dolphins defensive lineman since Jeff Cross picked off a Drew Bledsoe pass on October 30, 1994 at New England . . . Recorded a pair of stops and was awarded a defensive game ball for his performance in shutout win vs. Pittsburgh (9/20) . . . Tallied five tackles at N.Y. Jets (10/4) . . . Registered a season-high seven tackles, including a sack and a pass defended, vs. New England (10/25) . . . Earned a defensive game ball for his efforts in the Dolphins' 12-9 win over the Patriots . . . Was credited with five stops and two passes defended at New England (11/23) . . . Started both playoff games following the 1998 season at right defensive tackle . . . Totaled seven tackles and a half-sack . . . Tallied three tackles and a half-sack in First-Round game vs. Buffalo (1/2/99) . . . Was credited with four stops in Divisional contest at Denver (1/9/99).

1997 – Started all 16 regular season games and one playoff contest at right defensive tackle . . . Finished the year with 58 total tackles, 1.5 sacks for 12.5 yards lost, a fumble recovery and a forced fumble . . . Tackle total ranked ninth on the club . . . Recorded five tackles at Green Bay (9/21) . . . Registered six stops, including a half-sack, vs. Chicago (10/27) . . . Tallied a season-high seven tackles at Buffalo (11/2) . . . Amassed four tackles, including his only full sack of the year, in season finale vs. New England (12/22) . . . Started First-Round Playoff game at New England (12/28) . . . Was credited with eight tackles, including a sack for nine yards lost.

1996 – Played in all 16 games with 12 starts at left defensive tackle as a rookie . . . Finished with 50 tackles (33 solo), one sack and a fumble recovery . . . Voted to all-rookie teams of College and Pro Football Newsweekly, The Football News and Pro Football Weekly . . . Made Dolphins debut in season opener against New England (9/1) in starting role at left defensive tackle and recorded four tackles, including a seven-yard sack of Patriots quarterback Drew Bledsoe . . . Joined fellow rookies, running back Karim Abdul-Jabbar, fullback Stanley Pritchett and linebacker Zach Thomas, for only the third time in club history and the first time since 1970 that Miami started four rookies in the season opener . . . Saw action in a reserve role in each of the next four games . . . Tallied five tackles at Indianapolis (9/23) . . . Started each of the final 11 contests . . . Recovered a fumble at New England (11/3) . . . Registered five tackles against Pittsburgh (11/25) . . . Posted a season-high six stops at Oakland (12/1) . . . First-round draft choice (20th overall) by Miami in 1996.

COLLEGE

Three-year starter at Baylor . . . Started at left defensive end as senior . . . Recorded 59 tackles (36 solo), 3.5 sacks, and six tackles for loss . . . Started each of the first eight games of junior season at left defensive end . . . Recorded 31 tackles (19 solo), seven tackles for loss, one forced fumble, one fumble recovery with a team-high 4.5 sacks . . . Started the last nine games of sophomore season at left defensive end . . . Recorded 51 tackles (25 solo), four sacks, 12 tackles for loss, one forced fumble, one fumble recovery and a pass defended . . . Saw reserve action as freshman . . . Recorded 18 tackles (14 solo), with three sacks and six tackles for loss . . . Majored in sociology.

PERSONAL

Married to Tarnesia (12/2/95), couple resides in Coral Springs, Fla., with two sons, Da'vante and De'Andre, and daughter, Sha'nice . . . Attended Lawton (Okla.) High School . . . Named all-state as a senior . . . Recorded 149 tackles, eight sacks, nine quarterback pressures, while adding eight receptions for 138 yards and two touchdowns . . . Excelled in basketball, averaging 17.2 points and ten rebounds per game . . . Has worked with the Kara Morris Foundation, the Big Brothers program and has become extremely involved with the Guardian Ad Litem Program . . . Was the recipient of the Dolphins 2000 Ed Block Courage Award . . . Enjoys fishing in spare time . . . Lists The Bible as favorite book and Janet Jackson as favorite recording artist . . . Full name is Daryl Ronald Gardener, born February 25, 1973, in Baltimore, Md.

DARYL GARDENER'S NFL REGULAR SEASON STATISTICS

YEAR	TEAM	G-S	TACK.	ASST.	TOTAL	FUM. REC.	FOR. FUM.	QB SACK	YDS LOST
1996	Miami	16-12	33	17	50	1	0	1	7.0
1997	Miami	16-16	44	14	58	1	1	1½	12.5
1998	Miami	16-16	37	16	53	0	0	1	9.0
1999	Miami	16-15	49	22	71	1	1	5	14.5
2000	Miami	10-10	43	11	54	0	0	2½	9.5
2001	Miami	8-8	27	9	36	0	1	4	27.0
6-YEAR TOTALS		82-77	233	89	322	3	3	15	79.5

DARYL GARDENER'S NFL PLAYOFF STATISTICS

YEAR	TEAM	G-S	TACK.	ASST.	TOTAL	FUM. REC.	FOR. FUM.	QB SACK	YDS LOST
1997	Miami	1-1	5	3	8	0	0	1	9.0
1998	Miami	2-2	6	1	7	0	0	½	4.0
1999	Miami	2-2	3	2	5	0	0	0	0.0
2000	Miami	2-2	5		11	0	0	0	0.0
2001	Miami				INJURED RESERVE				
PLAYOFF TOTALS		7-7	19	12	31	0	0	1½	13.0

ADDITIONAL STATS

Interceptions: 1 for -1 yards in 1998

Passes Defensed: 3 in 1998, 1 in 2000, 2 in 2001 for total of 6



ERNEST GRANT

Defensive Tackle

6-5 • 312

Born: 5/17/76

College: Ark.-Pine Bluff '00

Acquired: D6, 2000

Signed Through: 2002

NFL: Third Season • Dolphins: Third Season



PRO CAREER

2001 — Played in 11 games, starting three of them . . . Was inactive for four contests, dressed but did not play in one other . . . Finished the year with 22 total tackles (nine solo) and a half-sack . . . Did see action in five straight games (2-6) . . . First NFL start came at right defensive tackle in place of the injured Daryl Gardener (back) vs. N.Y. Jets (11/18) . . . Responded with four tackles . . . Started the following week at Buffalo (11/25) and recorded four stops as well . . . Had a season-high five tackles, including a half-sack, in a reserve role at New England (12/22) . . . In 21-14 win over Atlanta (12/30), had a key stop of Falcons FB Bob Christian on fourth-and-goal from the one with 53 seconds to play in the game . . . Opened season finale vs. Buffalo (1/6/02) . . . Played in a reserve role in First-Round Playoff game vs. Baltimore (1/13/02) , and was credited with one tackle . . . Underwent surgery following the season, on January 23, 2002, to remove multiple loose bodies and debride his right shoulder joint . . . Chief Team Physician Dr. George Caldwell performed the surgery at Holy Cross Hospital in Ft. Lauderdale.

2000 — Appeared in two games, both in a reserve role, in his rookie season . . . Was inactive for 12 contests, dressed but did not play in two others . . . Saw action vs. Buffalo (10/8) and at Detroit (11/5) . . . Recorded one tackle in the Lions contest . . . Was inactive for both playoff games following the season . . . Sixth-round draft choice (167th overall) of Miami in 2000.

COLLEGE

Was a four-year letterman (1996-99) and two-year starter as a defensive tackle at Arkansas-Pine Bluff . . . Opened 20 of the 38 games in which he played during his career, all coming over his final two seasons . . . Finished his four seasons with 169 total tackles, 29 stops for loss, 10.5 sacks, six fumble recoveries and two forced fumbles . . . Registered 53 tackles, eight stops for loss and three sacks his senior year . . . Was an All-Southwestern Athletic Conference selection as a junior when he tallied 52 tackles, 12 stops for loss, four sacks and two fumble recoveries . . . Majored in business administration.

PERSONAL

Single, resides in Miami . . . Has a daughter, Jovoreya Grant (5/30/00) . . . Prepped at Forest Park (Ga.) High School, where he was a teammate of current Steelers WR Hines Ward . . . Also lettered in basketball and track & field . . . Worked with kids that have Cystic Fibrosis at the Mercury Jr. Anglers Clinic, teaching them how to fish . . . Often spends his offdays speaking in schools, visiting hospitals or attending other charity events . . . Has assisted in building houses for Habitat For Humanity . . . Has done charity work with the Boys and Girls Club in Pine Bluff, Ark . . . Enjoys swimming, fishing and lifting weights in spare time . . . Lists "Braveheart" as favorite movie, "The Bernie Mac Show" as favorite television show, "The Old Man and the Sea" as favorite book, OutKast as favorite recording artist and hot wings as favorite food . . . Full name is Ernest Jovoa Grant, born May 17, 1976 in Atlanta, Ga.

FINS FACT


In addition to playing for the Arkansas-Pine Bluff football team, Ernest also was a member of the school's basketball squad, where he was a power forward.

ERNEST GRANT'S NFL REGULAR SEASON STATISTICS

YEAR	TEAM	G-S	TACK.	ASST.	TOTAL	FUM. REC.	FOR. FUM.	QB SACK	YDS LOST
2000	Miami	2-0	1	0	1	0	0	0	0.0
2001	Miami	11-3	9	13	22	0	0	½	0.5
2-YEAR TOTALS		13-3	10	13	23	0	0	½	0.5

ERNEST GRANT'S NFL PLAYOFF STATISTICS

YEAR	TEAM	G-S	TACK.	ASST.	TOTAL	FUM. REC.	FOR. FUM.	QB SACK	YDS LOST
2000	Miami	0-0	0	0	0	0	0	0	0.0
2001	Miami	1-0	1	0	1	0	0	0	0.0
PLAYOFF TOTALS		1-0	1	0	1	0	0	0	0.0



RAY GREEN

Cornerback

6-3 • 190

Born: 3/22/77

College: South Carolina '00

Acquired: FA, 2001

Signed Through: 2002

NFL: Third Season • Dolphins: Second Season



PRO CAREER

2001 — Signed with the Dolphins as a free agent on October 23, 2001 . . . Played in four games with Miami, all in a reserve role . . . Was inactive for six, dressed but did not play in one other contest . . . Was credited with four tackles on special teams . . . Saw action in a reserve role in First-Round Playoff game vs. Baltimore (1/13/02) . . . Did not have any stats . . . Went to training camp with Carolina, was waived by the Panthers on September 2.

2000 — Was one of four undrafted rookie free agents to make Carolina's opening day roster, and one of three to play in all 16 games . . . Played in a reserve role in every contest . . . Saw action mostly on special teams, where he recorded nine tackles . . . Did not post any stats on defense.

COLLEGE

Was a four-year letterman (1996-99) for the Gamecocks . . . Started each of his final two seasons, at free safety his senior year and at strong safety as a junior . . . Posted 66 tackles, two interceptions and a sack his senior season . . . Had 108 tackles, two interceptions, a fumble recovery and seven passes defended as a junior . . . Majored in retailing.

PERSONAL

Single . . . Was an all-state performer at Burke High School in Charleston, S.C . . . As a senior, was selected as the South Carolina Defensive Back of the Year after he led the state with 11 interceptions . . . Recorded 23 interceptions during his prep career . . . Also played wide

FINS FACT

At the University of South Carolina, Ray played in the same defensive backfield as fellow Dolphin Arturo Freeman. Green also prepped at Burke High School in Charleston, S.C., the same school that produced fellow Dolphin wide receiver Oronde Gadsden.

receiver and had 24 receptions for 673 yards and eight touchdowns . . . Full name is Raymond Green, Jr., born March 22, 1977 in Queens, N.Y.

RAY GREEN'S NFL REGULAR SEASON STATISTICS


YEAR	TEAM	G-S	TACK.	ASST.	TOTAL	FUM. REC.	INT.	YDS.	LG	TD
2000	Carolina	16-0	0	0	0	0	0	0	0	0
2001	Miami	4-0	0	0	0	0	0	0	0	0
2-YEAR TOTALS		20-0	0	0	0	0	0	0	0	0

RAY GREEN'S NFL PLAYOFF STATISTICS

YEAR	TEAM	G-S	TACK.	ASST.	TOTAL	FUM. REC.	INT.	YDS.	LG	TD
2001	Miami	1-0	0	0	0	0	0	0	0	0

ADDITIONAL STATS


Special Teams Tackles: (Carolina) 9 in 2000, (Miami) 4 in 2001 for total of 13



MORLON GREENWOOD

Linebacker

6-0 • 238
Born: 7/17/78
College: Syracuse '01
Acquired: D3b, 2001
Signed Through: 2003
NFL: Second Season • Dolphins: Second Season



PRO CAREER

2001 — Started 12 of the 14 games in which he played at strongside linebacker during his rookie season . . . Was inactive for two contests . . . Finished sixth on the team with 70 total tackles (40 solo) . . . Added 1.5 sacks . . . Missed all five preseason games with a left mid-foot sprain sustained during a training camp practice on July 28 . . . Made NFL debut in a reserve role in opener at Tennessee (9/9) . . . Was inactive for each of the next two games before moving into starting lineup for game vs. New England (10/7) . . . Recorded six tackles in the Patriots game as the Dolphins earned a 30-10 victory . . . Opened 12 of the final 13 games of the year . . . Only game he did not start in this stretch was at San Francisco (12/16) as the Dolphins opened with five defensive backs . . . Posted four tackles, including a half-sack, at N.Y. Jets (10/14) . . . Registered seven tackles in back-to-back wins; vs. Carolina (11/4) and at Indianapolis (11/11) . . . Came up with the first full sack of his career in the Colts game as he tackled QB Peyton Manning for a 13-yard loss . . . Had a season-high 11 tackles at New England (12/22) . . . Started First-Round Playoff game vs. Baltimore (1/13/02) . . . Posted seven tackles . . . Second of two third-round draft choices (88th overall) of Miami in 2001 with a choice obtained from Philadelphia in a draft-day trade-up, in which the Dolphins gave up their 2002 second-round draft pick to the Eagles . . . Signed a three-year contract with the Dolphins on July 23, 2001.



FINS FACT



Morlon was born in Jamaica and lived there until he was 11 years old before his family moved to Long Island, New York.

COLLEGE

Started all 48 games in which he played during his four-year collegiate career (1997-2000) . . . Finished with 308 total tackles . . . Posted 198 solo stops, tenth on the school's all-time list . . . Was a first-team All-Big East Conference selection as a senior when he started all 11

games at strongside linebacker and tallied 98 total tackles, including six for loss . . . Played in the Blue-Gray game and the Senior Bowl following his senior season . . . Also was a first-team All-Big East pick as a junior when he ranked third on the team with 91 tackles, including a sack and four stops for loss . . . Was a second-team Freshman All-America choice by The Sporting News in 1997 when he started all 12 games and posted 64 tackles, including two sacks and four stops for loss . . . Redshirted in 1996 . . . Holds B.S. in health and exercise science.

PERSONAL

Single . . . Attended Freeport (N.Y.) High School where he was a Super Prep All-Northeast selection, while also earning all-county and all-state accolades . . . Served as team captain his senior year . . . Also lettered in wrestling, track & field and soccer . . . Was the New York state wrestling champion as a 215-pound senior in high school . . . Didn't play football until his junior year of high school when the assistant wrestling coach convinced him to try out for the team . . . Has seven brothers and four sisters . . . Has assisted in building houses for Habitat for Humanity . . . Enjoys song writing in his spare time and recorded his first single this offseason, entitled "Skylines" . . . Lists "Coming to America" as favorite movie, "Animal Planet" as favorite television show and Bob Marley as favorite recording artist . . . Full name is Morlon O'Neil Greenwood, born July 17, 1978, in Jamaica, West Indies.

MORLON GREENWOOD'S NFL REGULAR SEASON STATISTICS

YEAR	TEAM	G-S	TACK.	ASST.	TOTAL	FUM. REC.	FOR. FUM.	QB SACK	YDS LOST
2001	Miami	14-12	40	30	70	0	0	1½	16.0

MORLON GREENWOOD'S NFL PLAYOFF STATISTICS

YEAR	TEAM	G-S	TACK.	ASST.	TOTAL	FUM. REC.	FOR. FUM.	QB SACK	YDS LOST
2001	Miami	1-1	4	3	7	0	0	0	0.0



JERMAINE HALEY

Defensive Tackle

6-4 • 305

Born: 2/13/73

College: Butte College '98

Acquired: DTa, 1999

Signed Through: 2002

NFL: Third Season • Dolphins: Third Season



PRO CAREER

2001 — Played in 12 games, starting five of them . . . Was inactive for three games, dressed but did not play in another . . . Finished the year with 26 total tackles (14 solo), a half-sack and a pass defended . . . Opened at left defensive tackle in place of the injured Tim Bowens (knee) in the second game of the year, vs. Oakland (9/23) . . . Tallied four tackles two weeks later in a reserve role in 30-10 win vs. New England (10/7) . . . Underwent surgery on November 5 to stabilize a fracture in his right thumb, an injury he sustained a day earlier vs. Carolina (11/4) . . . Dr. Brian Fingado, a hand specialist, performed the surgery at Holy Cross Hospital in Ft. Lauderdale . . . Was inactive for each of the next two games (at Indianapolis, 11/11; vs. N.Y. Jets, 11/18) . . . Started games 11-14 at right defensive tackle with Daryl Gardener out

FINS FACT

Jermaine played five years of Canadian junior football prior to enrolling at Butte College, and spent two years in the Canadian Football League before joining the Dolphins in 2000.

of the lineup (back) . . . Recorded a season-high six tackles in his first start of that stretch, vs. Denver (12/2) . . . Talled four stops, including a half-sack, at New England (12/22) . . . Missed each of the last two regular season games because of a calf injury . . . Was inactive vs. Atlanta (12/30), dressed but did not play in finale vs. Buffalo (1/6/02). . . Started First-Round Playoff game vs. Baltimore (1/13/02) at right defensive tackle . . . Was credited with one tackle.

2000 – Signed a three-year contract with the Dolphins on March 2, 2000 . . . Started four of the 15 games in which he played . . . Was inactive for one contest . . . Finished the year with 31 total tackles (22 solo), 1.5 sacks for 11.5 yards in losses and three passes defended . . . Made NFL debut in season-opener vs. Seattle (9/3) and recorded two tackles . . . Only tackle vs. Baltimore (9/17) was his first NFL sack, as he dropped Ravens QB Tony Banks for an eighty-yard loss . . . Made first NFL start, at right defensive tackle in place of the injured Daryl Gardener (back), vs. Buffalo (10/8) . . . Posted three tackles, including one when he tackled Bills RB Jonathan Linton in the end zone for a safety . . . Haley became the eighth different Dolphin and the fifth defensive lineman to be credited with a safety in club history . . . He was the first defensive lineman to record a safety since Mike Charles on October 10, 1983 at the New York Jets . . . Started again the following game at N.Y. Jets (10/23) and came up with a season-high four tackles . . . Other starting assignments came at Detroit (11/5) in place of the injured Tim Bowens (foot) and at San Diego (11/12) in place of the injured Gardener (back) . . . Matched his season-high tackle total with four stops vs. Tampa Bay (12/10) . . . Appeared in one of Miami's two playoff games in a reserve role . . . Saw action in Divisional contest at Oakland (1/6/01) . . . Was credited with one tackle . . . Underwent surgery following the season, on January 10, 2001 . . . Had an arthroscopic debridement of the glenohumeral joint and acromioclavicular joint of his right shoulder . . . The surgery was performed by team physician Dr. George Caldwell at Holy Cross Hospital in Fort Lauderdale.

1998-99 – Was the first of two seventh-round draft choices (232nd overall) by Miami in 1999 . . . Was still under contract with Toronto of the Canadian League at the time . . . Played 1998-99 with Toronto . . . In his two seasons with the Argonauts, totaled 66 tackles, ten sacks, a forced fumble and an interception . . . Also rushed for 15 yards on three carries . . . Signed with Toronto as a free agent in May of 1998 . . . Was nominated as the team's Outstanding Rookie in 1998 after he compiled 35 tackles and finished second on the club with seven sacks . . . Had two sacks in a game on two occasions: at Winnipeg (8/27) and against British Columbia (9/12).

COLLEGE

Played one season (1997) at Butte College, a junior college in Oroville, Calif. . . . Was a first-team JUCO All-America selection that year.

PERSONAL

Married to Paula, with a daughter, Sharmaine, and two sons, Jermaine, Jr. and Abure . . . Resides in Port Coquitlam, British Columbia . . . Attended Hanford (Calif.) High School . . . Played five years of Canadian junior football, with the Surrey Rams (1991-93) and Okanagan Sun (1994-95) . . . Was a perennial all-star on both offense and defense . . . Has assisted in building houses for Habitat for Humanity . . . Participated in the Starbright Video conferencing program that allows athletes and children at one hospital to talk with children in another city's hospital . . . Born February 13, 1973 in Fresno, Calif.

JERMAINE HALEY'S NFL REGULAR SEASON STATISTICS

YEAR	TEAM	G-S	TACK.	ASST.	TOTAL	FUM. REC.	FOR. FUM.	QB SACK	YDS LOST
2000	Miami	15-4	22	9	31	0	0	1½	11.5
2001	Miami	12-5	14	12	28	0	0	½	0.5
2-YEAR TOTALS		27-9	36	21	57	0	0	2	12.0

JERMAINE HALEY'S NFL PLAYOFF STATISTICS

YEAR	TEAM	G-S	TACK.	ASST.	TOTAL	FUM. REC.	FOR. FUM.	QB SACK	YDS LOST
2000	Miami	1-0	1	0	1	0	0	0	0.0
2001	Miami	1-1	1	0	1	0	0	0	0.0
PLAYOFF TOTALS		2-1	2	0	2	0	0	0	0.0

ADDITIONAL STATS

Safeties: 1 in 2000

Passes Defended: 3 in 2000, 1 in 2001 for total of 4



TOMMY HENDRICKS

Linebacker

6-2 • 235

Born: 10/23/78

College: Michigan '00

Acquired: FA, 2000

Signed Through: 2003

NFL: Third Season • Dolphins: Third Season



PRO CAREER

2001 – Played in all 16 regular season games, including one start . . . Posted four tackles on defense, all of which came in the regular season finale vs. Buffalo (1/6/02) when he opened at middle linebacker in place of the injured Zach Thomas (neck and shoulder), marking the first start of his NFL career . . . On the year, collected a team-high 30 tackles on special teams . . . Was credited with four stops at New England (12/22) and vs. Buffalo (1/6/02) . . . Recorded three tackles vs. N.Y. Jets (11/18), vs. Denver (12/2) and vs. Atlanta (12/30) . . . Was awarded a game ball on special teams for his performance against the Falcons . . .

PLAYOFFS: Saw action in a reserve role in First-Round Playoff game vs. Baltimore (1/13/02) . . . Recovered a Jermaine Lewis fumble at the Ravens' 24 on the game's opening kickoff, leading to an Olindo Mare 33-yard field goal, for the Dolphins' only points in a 20-3 loss.

2000 – Played in eight games during his rookie year, all in a reserve role . . . Tied for sixth on the squad with 13 special teams tackles, including a season-high four stops at Buffalo (12/3) when he was awarded a special teams game ball . . . Appeared in both playoff games following the season in a reserve role . . . Did not post any stats . . . Originally signed with the Dolphins as an undrafted rookie free agent on April 25, 2000 . . . Was waived on August 26 . . . Was signed to the 53-man roster on September 26 before being released on October 2 . . . Was signed to the practice squad on October 4 and activated to the 53-man roster on November 10.

FINS FACT	
Tommy is a second-generation Michigan alumnus. His father, Tom, played halfback for the Wolverines from 1954-55.	10 20 30

COLLEGE

Was a four-year letterman (1996-99) as a safety at Michigan . . . In his collegiate career, appeared in a total of 48 games with 37 starts, including starts in all 37 contests over his final three seasons . . . Concluded his career with 227 total tackles, including 15 for loss, three interceptions and two sacks . . . Played both free and strong safety in his career . . . Was a first-team All-Big Ten selection as a senior when he finished third on the team with 74 tackles, including seven for loss, one sack and one interception . . . Was a second-team all-conference choice as a junior when he registered 79 tackles, four stops for loss and one sack . . . Came up with a career-high two interceptions as a sophomore in 1997 . . . Majored in general studies.

PERSONAL

Single, resides in Miami . . . Prepped at Eisenhower High School in Houston, Texas for his final two years after spending one year at Scarborough High School . . . Was a two-time All-Greater Houston selection . . . Was one of the top safeties in the nation coming out of high school . . . Served as team captain his senior year . . . Also lettered in track, basketball and baseball . . . In track, performed in the high jump and long jump . . . Father, Tom, was a running back at Michigan from 1954-55 . . . Hobbies include riding his Harley and fishing . . . Has assisted in building houses for Habitat for Humanity . . . Fished in the Miami Dolphins Fishing

Tournament benefiting the Cystic Fibrosis Foundation . . . Lists "Carlito's Way" as favorite movie, "Change of Heart" as favorite television show, "Maximize the Moment" by T.D. Jakes as favorite book, and Shaquille O'Neal as favorite athlete . . . Full name is Thomas Emmett Hendricks III, born October 23, 1978 in Houston, Texas.

TOMMY HENDRICKS' NFL REGULAR SEASON STATISTICS

YEAR	TEAM	G-S	TACK.	ASST.	TOTAL	FUM. REC.	FOR. FUM.	QB SACK	YDS LOST
2000	Miami	8-0	0	0	0	0	0	0	0.0
2001	Miami	16-1	4	0	4	0	0	0	0.0
2-YEAR TOTALS		24-1	4	0	4	0	0	0	0.0


TOMMY HENDRICKS' NFL PLAYOFF STATISTICS

YEAR	TEAM	G-S	TACK.	ASST.	TOTAL	FUM. REC.	FOR. FUM.	QB SACK	YDS LOST
2000	Miami	2-0	0	0	0	0	0	0	0.0
2001	Miami	1-0	0	0	0	0	0	0	0.0
PLAYOFF TOTALS		3-0	0	0	0	0	0	0	0.0

ADDITIONAL STATS

Special Teams Tackles: 13 in 2000, 30 in 2001 for total of 43



Special Teams Fumble Recoveries: (P-1)



ROB KONRAD

Fullback

6-3 • 255
Born: 11/12/76
College: Syracuse '99
Acquired: D2b, 1999
Signed Through: 2002
NFL: Fourth Season • Dolphins: Fourth Season

PRO CAREER

2001 — Played in 12 regular season games, starting nine of them . . . Was inactive for four contests . . . Rushed for 22 yards and a touchdown on five carries, and caught five passes for 52 yards and a score . . . Sustained a left ankle sprain vs. Oakland (9/23) and was inactive for each of the next two contests (at St. Louis, 9/30 and vs. New England, 10/7) . . . Had two receptions for 13 yards, including an five-yard TD catch from Jay Fiedler, vs. Carolina (11/4) . . . It marked the second touchdown of his career and his first since his NFL debut, when he caught a 12-yard TD pass from Dan Marino in the 1999 opener, on September 13 at Denver . . . Rushed for 19 yards on three attempts in Monday night game vs. Indianapolis, including an 18-yard scoring run, the first rushing touchdown of his career and the longest run of his career . . . Was inactive for each of the final two games of the season (vs. Atlanta, 12/30; vs. Buffalo, 1/6/02) with a left rib cage injury with added complications of a pneumothorax condition sustained at New England (12/22) . . . Was placed on injured reserve with the injury on January 12, 2002 . . .

PLAYOFFS: Spent First-Round Playoff Game vs. Baltimore (1/13/02) on injured reserve . . . Has started two of the four playoff games in which he has appeared during his career . . . Has caught four passes for 37 yards.



FINS FACT



At Syracuse, Rob was given the honor of wearing uniform No. 44 throughout his four-year career, the same jersey worn by former Syracuse and NFL running back greats Jim Brown, Ernie Davis and Floyd Little.

2000 – Started 14 of the 15 games in which he played . . . Was inactive for one contest . . . Rushed for 39 yards on 15 carries and caught 14 passes for 83 yards . . . Established himself as one of the better blocking fullbacks in the league in his first year as a full-time starter . . . Contributed to the resurgence of the Miami running game, which amassed 1,894 yards on the year, the most by a Dolphins team since 1984 . . . Also led the way for Lamar Smith, who rushed for 1,139 yards, the second-highest single-season total ever by a Dolphin . . . Had numerous key blocks during the course of the year which helped spring Smith loose for 14 rushing touchdowns, also the second-highest single-season figure in club history . . . Had a season-high 19 yards rushing on seven attempts in season-opener vs. Seattle (9/3) . . . Tallied a season-high two receptions on five occasions . . . Was inactive vs. Buffalo (10/8) with a right knee and ankle sprain sustained the previous week at Cincinnati (10/1) . . . Only game that he played in but did not start was at San Diego (11/12) when the Dolphins opened with three wide receivers . . . Started one of the two playoff games following the 2000 season . . . Did not post any stats . . . Was integral part of Lamar Smith's performance in a First-Round Playoff victory over Indianapolis (12/30) in which he rushed for 209 yards and two touchdowns on 40 attempts, the second-highest rushing total in NFL playoff history.

1999 – Appeared in 15 regular season games during his rookie season including nine starts . . . Was inactive for one contest . . . Finished with 16 yards rushing on nine attempts and 34 receptions for 251 yards and a touchdown . . . Also recorded one tackle on special teams . . . Reception total ranked fifth on the team and second among running backs, trailing only Stanley Pritchett's 43 catches . . . Konrad's reception total also was the most by a Dolphins rookie since Terry Kirby caught 75 passes for 874 yards and three touchdowns in 1993 . . . Made NFL debut in season-opener at Denver (9/13) when he started at fullback . . . Rushed for seven yards on two attempts and caught three passes for 26 yards, including a 12-yard TD reception from Dan Marino, marking his first NFL touchdown . . . Became the first Dolphins rookie to have a receiving touchdown in a season-opener since Andre Brown caught a TD pass in his first game, on September 10, 1989 against Buffalo . . . Along with J.J. Johnson's touchdown run, it marked the first time in club history that two rookies scored in the initial game of the year . . . Along with a touchdown run by Karim Abdul-Jabbar in the Broncos contest, it marked the first time since September 3, 1995 vs. the N.Y. Jets that three Dolphin running backs scored in the same game (Bernie Parmalee, Irving Spikes, Keith Byars) . . . Was awarded an offensive game ball for his performance . . . Opened each of the first five contests of the season . . . Caught three passes for 48 yards, including a season-long reception of 25 yards, vs. Buffalo (10/4) . . . Was inactive vs. Philadelphia (10/24) . . . Closed out the season with ten catches for 68 yards, including a long of 18, at Washington (12/00) . . . His reception total in the Redskins game marked a new club rookie record, surpassing the previous mark of nine first set by Kirby on December 19, 1993 against Buffalo . . . It also tied for the third-most ever by a Dolphin in the regular season and tied for fourth-most overall, including playoffs . . . In addition, it tied for the most by a Dolphin in 1999 . . . Overall, his reception total in that game is tied for the second-most by a Dolphins running back in a game, trailing only the club-record 12 catches that Jim Jensen had on November 16, 1988 at New England . . . It was the most catches by a Dolphins running back in a game since Byars also had ten on September 25, 1994 at Minnesota . . .

DOLPHINS SINGLE-GAME RECEIVING BESTS

ROOKIES			ALL PLAYERS		
PLAYER	OPP., DATE	NO.	PLAYER	OPP., DATE	NO.
1. ROB KONRAD	at Wash., 1/2/00	10	1. Jim Jensen	at N.E., 11/6/88	12
2. Terry Kirby	vs. Buff., 12/19/93	9	2. O.J. McDuffie	at Buff., 12/30/95*	11
3. Jack Clancy	at Oak., 11/19/67	8	O.J. McDuffie	vs. NYJ, 12/13/98	11
Jack Clancy	vs. S.D., 12/10/67	8	4. ROB KONRAD	at Wash., 1/2/00	10
Troy Stradford	vs. Pitt., 11/1/87	8	Ten other times by five players		
Terry Kirby	vs. NYG, 12/5/93	8			

* - playoff game

Appeared in both playoff games, including one start . . . Opened First-Round game at Seattle (1/9/00) . . . In two postseason contests, caught four passes for 37 yards, including three for 30 yards in Divisional game at Jacksonville (1/15/00) . . . Second of two second-round draft choices (43rd overall) of Miami in 1999.

COLLEGE

Was a four-year letterman (1995-98) and three-year starter at Syracuse . . . Played in 39 games

with 27 starts . . . Concluded his career with 1,516 yards rushing and 20 touchdowns on 295 attempts and 41 receptions for 473 yards and three scores . . . As a senior in 1998, rushed for 417 yards and seven touchdowns on 93 attempts and caught a career-high 20 passes for 196 yards and a pair of scores . . . Was a second-team All-Big East selection that year . . . Played in the Senior Bowl . . . Was a member of the school's Athletic Director's Honor Roll as a junior . . . Finished second on the team in his freshman season of 1995 with 433 yards rushing and seven touchdowns on 63 attempts . . . Ran for a career-high 130 yards and three touchdowns on ten carries against Pittsburgh . . . Earned degree in business this past summer.

PERSONAL

Single, resides in Davie, Fla . . . Was a Parade, Blue Chip Illustrated, Super Prep and Prep Football Report All-America selection at St. John's Preparatory School in Danvers, Mass . . . Was chosen as a two-time All-State, All-League and league Most Valuable Player . . . Also lettered in track and basketball . . . Enjoys fishing and golfing in spare time . . . Has done charity work with the Shriners Hospital, the Boys & Girls Club and the United Way . . . Worked with kids that have Cystic Fibrosis at the Mercury Jr. Anglers Clinic, teaching them how to fish . . . Recently had a restaurant/tavern in Syracuse, N.Y. named after him, called "Konrad's" . . . Lists "Friends" as favorite television show, "A River Runs Through It" as favorite movie, and Rat Pack as favorite recording artist . . . Full name is Robert L. Konrad, Jr., born November 12, 1976 in Rochester, N.Y.

ROB KONRAD'S NFL REGULAR SEASON STATISTICS

YEAR	TEAM	G-S	ATT.	RUSHING				NO.	YDS.	LG	TD
				YDS.	AVG.	LG	TD				
1999	Miami	15-9	9	16	1.8	5	0	34	251	25	1
2000	Miami	15-14	15	39	2.6	5	0	14	83	18	0
2001	Miami	12-9	5	22	4.4	18t	1	5	52	17	1
3-YEAR TOTALS		42-32	29	77	2.7	18t	1	53	386	25	2

ROB KONRAD'S NFL PLAYOFF STATISTICS

YEAR	TEAM	G-S	ATT.	RUSHING				NO.	YDS.	LG	TD
				YDS.	AVG.	LG	TD				
1999	Miami	2-1	0	0	0.0	0	0	4	37	13	0
2000	Miami	2-1	0	0	0.0	0	0	0	0	0	0
2001	Miami			INJURED RESERVE							
PLAYOFF TOTALS		4-2	0	0	0.0	0	0	4	37	13	0

ADDITIONAL STATS

Special Teams Tackles: 1 in 1999

Miscellaneous Fumble Recoveries: 1 in 1999, 1 in 2001 for total of 2

SINGLE-GAME HIGHS

Most Rushing Yards:	19	vs. Seattle, 9/3/00
	19	vs. Indianapolis, 12/10/01
	11	at N.Y. Jets, 10/23/00
Most Rushing Attempts:	7	vs. Seattle, 9/3/00
	5	at N.Y. Jets, 10/23/00
	3	vs. Arizona, 9/19/99
	3	at Detroit, 11/5/00
	3	vs. Indianapolis, 12/10/01
Longest Runs:	18t	vs. Indianapolis, 12/10/01
	5	at Denver, 9/13/99
	5	vs. Seattle, 9/3/00
Most Receptions:	10	at Washington, 1/2/00
	4	at Indianapolis, 10/10/99
	3	three times
Most Receiving Yards:	68	at Washington, 1/2/00
	48	vs. Buffalo, 10/4/99
	33	at Indianapolis, 10/10/99

Longest Receptions: 25 vs. Buffalo, 10/4/99
 18 at Washington, 1/2/00
 18 at Buffalo, 12/3/00

ROB KONRAD'S RUSHING BREAKDOWN

	2001						CAREER					
	G	NO	YDS	AVG	LG	TD	G	NO	YDS	AVG	LG	TD
Buffalo	1	0	0	0.0	0	0	4	1	1	1.0	1	0
Indianapolis	2	4	21	5.3	18	1	6	5	21	4.2	18	1
Miami	-	-	-	-	-	-	-	-	-	-	-	-
New England	1	0	0	0.0	0	0	5	1	3	3.0	3	0
N.Y. Jets	2	0	0	2.2	3	0	6	5	11	2.2	3	0
AFC East	6	4	21	5.3	18	1	21	12	36	3.0	18	1
Baltimore	-	-	-	-	-	-	1	0	0	0.0	0	0
Cincinnati	-	-	-	-	-	-	1	0	0	0.0	0	0
Cleveland	-	-	-	-	-	-	-	-	-	-	-	-
Jacksonville	-	-	-	-	-	-	-	-	-	-	-	-
Pittsburgh	-	-	-	-	-	-	-	-	-	-	-	-
Tennessee	1	0	0	0.0	0	0	2	0	0	0.0	0	0
AFC Central	1	0	0	0.0	0	0	4	0	0	0.0	0	0
Denver	1	0	0	0.0	0	0	2	2	7	3.5	5	0
Kansas City	-	-	-	-	-	-	-	-	-	-	-	-
Oakland	1	0	0	0.0	0	0	2	0	0	0.0	0	0
San Diego	-	-	-	-	-	-	2	0	0	0.0	0	0
Seattle	1	0	0	0.0	0	0	2	7	19	2.7	5	0
AFC West	3	0	0	0.0	0	0	8	9	26	2.9	5	0
AFC Total	10	4	21	5.3	18	1	33	21	62	3.0	18	1
Arizona	-	-	-	-	-	-	1	3	3	1.0	2	0
Dallas	-	-	-	-	-	-	1	0	0	0.0	0	0
N.Y. Giants	-	-	-	-	-	-	-	-	-	-	-	-
Philadelphia	-	-	-	-	-	-	-	-	-	-	-	-
Washington	-	-	-	-	-	-	1	1	2	2.0	2	0
NFC East	-	-	-	-	-	-	3	4	5	1.3	2	0
Chicago	-	-	-	-	-	-	-	-	-	-	-	-
Detroit	-	-	-	-	-	-	1	3	9	3.0	4	0
Green Bay	-	-	-	-	-	-	1	0	0	0.0	0	0
Minnesota	-	-	-	-	-	-	1	0	0	0.0	0	0
Tampa Bay	-	-	-	-	-	-	1	0	0	0.0	0	0
NFC Central	-	-	-	-	-	-	4	3	9	3.0	4	0
Atlanta	-	-	-	-	-	-	-	-	-	-	-	-
Carolina	1	1	1	1.0	1	0	1	1	1	1.0	1	0
New Orleans	-	-	-	-	-	-	-	-	-	-	-	-
St. Louis	-	-	-	-	-	-	-	-	-	-	-	-
San Francisco	1	0	0	0.0	0	0	1	0	0	0.0	0	0
NFC West	2	1	1	1.0	1	0	2	1	1	1.0	1	0
NFC Total	2	1	1	1.0	1	0	9	8	15	1.9	4	0
Home	5	4	20	5.0	18	1	19	14	42	3.0	18	1
Road	7	1	2	2.0	2	0	23	15	35	2.3	5	0
1st Down	12	0	0	0.0	2	0	42	10	23	2.3	2	0
2nd Down	12	2	2	1.0	2	0	42	10	26	2.6	5	0
3rd Down	12	2	2	1.0	1	0	42	7	8	1.1	2	0
4th Down	12	1	18	18.0	18	1	42	2	20	10.0	18	1
1st Half	12	1	1	1.0	1	0	42	14	27	1.9	2	0
2nd Half	12	4	21	5.3	18	1	42	15	50	3.3	18	1
Overtime	-	-	-	-	-	-	1	0	0	0.0	0	0
Grass	9	4	20	5.0	18	1	31	23	65	2.8	18	1
Turf	3	1	2	2.0	2	0	11	6	12	2.0	4	0
Aug./Sept.	3	0	0	0.0	0	0	9	12	29	2.4	5	0
October	1	0	0	0.0	2	0	8	7	14	2.0	3	0
November	4	2	3	1.5	0	1	12	6	13	2.2	4	0
December	4	3	19	6.3	0	0	13	4	21	5.3	18	1
Games 1-8	6	2	3	1.5	2	0	20	22	47	2.1	5	0
Games 9-16	6	3	19	6.3	18	1	22	7	30	4.3	18	1
Wins	7	5	22	4.4	18	1	25	22	63	2.8	5	1
Losses	5	0	0	0.0	0	0	17	7	14	2.0	3	0
Ties	-	-	-	-	-	-	-	-	-	-	-	-

ROB KONRAD'S RECEIVING BREAKDOWN

	2001						CAREER					
	G	NO	YDS	AVG	LG	TD	G	NO	YDS	AVG	LG	TD
Buffalo	1	0	0	0.0	0	0	4	5	68	13.6	25	0
Indianapolis	2	1	17	17.0	17	0	6	5	50	10.0	17	0
Miami	-	-	-	-	-	-	-	-	-	-	-	-
New England	1	1	7	7.0	7	0	5	6	21	3.5	8	0
N.Y. Jets	2	0	0	0.0	0	0	6	7	46	6.6	13	0
AFC East	6	2	24	12.0	17	0	21	23	185	8.0	25	0
Baltimore	-	-	-	-	-	-	1	0	0	0.0	0	0
Cincinnati	-	-	-	-	-	-	1	0	0	0.0	0	0
Cleveland	-	-	-	-	-	-	-	-	-	-	-	-
Jacksonville	-	-	-	-	-	-	-	-	-	-	-	-
Pittsburgh	-	-	-	-	-	-	-	-	-	-	-	-
Tennessee	1	0	0	0.0	0	0	1	1	8	8.0	8	0
AFC Central	1	0	0	0.0	0	0	3	1	8	8.0	8	0
Denver	1	0	0	0.0	0	0	2	3	26	8.7	12	1
Kansas City	-	-	-	-	-	-	-	-	-	-	-	-
Oakland	1	0	0	0.0	0	0	2	1	11	11.0	11	0
San Diego	-	-	-	-	-	-	2	1	5	5.0	5	0
Seattle	1	1	15	15.0	15	0	2	3	21	7.0	15	0
AFC West	3	1	15	15.0	15	0	8	8	63	7.9	15	1
AFC Total	10	3	39	13.0	17	0	32	32	256	8.0	25	1
Arizona	-	-	-	-	-	-	1	2	12	6.0	7	0
Dallas	-	-	-	-	-	-	1	2	7	3.5	6	0
N.Y. Giants	-	-	-	-	-	-	-	-	-	-	-	-
Philadelphia	-	-	-	-	-	-	-	-	-	-	-	-
Washington	-	-	-	-	-	-	1	10	68	6.8	18	0
NFC East	-	-	-	-	-	-	3	14	87	6.2	18	0
Chicago	-	-	-	-	-	-	-	-	-	-	-	-
Detroit	-	-	-	-	-	-	1	2	10	5.0	8	0
Green Bay	-	-	-	-	-	-	1	1	-1	-1.0	-1	0
Minnesota	-	-	-	-	-	-	1	0	0	0.0	0	0
Tampa Bay	-	-	-	-	-	-	1	2	21	10.5	13	0
NFC Central	-	-	-	-	-	-	4	5	30	6.0	13	0
Atlanta	-	-	-	-	-	-	-	-	-	-	-	-
Carolina	1	2	13	6.5	8	1	1	2	13	6.5	8	1
New Orleans	-	-	-	-	-	-	-	-	-	-	-	-
St. Louis	-	-	-	-	-	-	-	-	-	-	-	-
San Francisco	1	0	0	0.0	0	0	1	0	0	0.0	0	0
NFC West	2	2	13	6.5	8	1	2	2	13	6.5	8	1
NFC Total	2	2	13	6.5	8	1	9	21	130	6.2	18	1
Home	5	3	30	10.0	17	1	19	21	140	6.7	25	1
Road	7	2	22	11.0	15	0	23	32	246	7.7	18	1
1st Down	12	3	40	13.3	17	0	42	31	222	7.2	25	1
2nd Down	12	2	12	6.0	7	1	42	19	132	7.0	18	1
3rd Down	12	0	0	0.0	0	0	42	3	32	10.7	18	0
4th Down	12	0	0	0.0	0	0	42	0	0	0.0	0	0
1st Half	12	2	23	11.5	15	0	42	22	170	7.7	25	1
2nd Half	12	3	29	9.6	17	1	42	30	209	7.0	18	1
Overtime	-	-	-	-	-	-	1	1	7	7.0	7	0
Grass	9	4	37	9.3	8	1	31	39	267	6.9	25	2
Turf	3	1	15	15.0	15	0	11	14	119	8.5	18	0
Aug./Sept.	3	1	15	15.0	15	0	9	10	70	7.0	13	1
October	1	0	0	0.0	0	0	8	11	101	10.1	25	0
November	4	2	13	6.5	8	1	12	13	51	3.9	8	1
Dec./Jan.	4	2	24	12.0	17	0	13	19	164	8.6	18	0
Games 1-8	6	3	28	9.3	2	0	20	24	192	8.0	25	2
Games 9-16	6	2	24	12.0	18	1	22	29	194	6.7	18	0
Wins	7	4	45	11.3	18	1	25	27	182	6.7	18	2
Losses	5	1	7	7.0	2	0	17	26	204	7.8	25	0
Ties	-	-	-	-	-	-	-	-	-	-	-	-



RAY LUCAS

Quarterback

6-3 • 215

Born: 8/6/72

College: Rutgers '96

Acquired: RFA (Jets), 2001

Signed Through: 2003

NFL: Fifth Season • Dolphins: Second Season



PRO CAREER

2001 — Signed an offer sheet on a three-year contract with the Dolphins as a restricted free agent on March 9, 2001 . . . Jets declined to match the offer on March 16 . . . Played in ten regular season games, all in a reserve role for Miami in 2001 . . . Dressed but did not play in six contests . . . Saw action primarily in short-yardage situations . . . Completed two of three passes for 45 yards and rushed for six yards and a touchdown on eight attempts . . . First pass attempt as a Dolphin came at N.Y. Jets (10/14) when he connected with Chris Chambers for a 28-yard completion on third-and-1 from the Dolphins' 43 in the second quarter . . . On the next play from scrimmage, Travis Minor took off for a 29-yard TD run . . . Other completion occurred at Buffalo (11/25) when he hit Jed Weaver for a 17-yard strike on third-and-1 from the Dolphins' 49 in the fourth quarter . . . Five plays later, Jay Fiedler connected with Chambers for a 22-yard TD pass, narrowing the Bills' lead to 27-24 with 4:07 remaining in a game the Dolphins went on to win, 34-27 . . . Lone touchdown of the year came in Monday night game vs. Indianapolis (12/10) when he scored on a two-yard run, the second rushing touchdown of his career . . . Along with Fiedler's nine-yard TD run in that game, it marked the first time in Dolphins history that two quarterbacks scored touchdowns in the same game . . . In addition, it is only the sixth time that two Dolphins quarterbacks have scored rushing touchdowns in the same season . . . Saw action in a reserve role in First-Round Playoff game vs. Baltimore (1/13/02) . . . Had one rush attempt for ten yards.

2000 — Appeared in seven games with the Jets in 2000, all in a reserve role . . . Completed 21 of 41 passes for 206 yards with no touchdowns and four interceptions . . . Also finished fourth on the team with 42 yards rushing on six attempts with a long run of 17 yards . . . Saw his most extensive action of the year vs. Pittsburgh (10/8) when he came in for an injured Vinny Testaverde (pinched nerve) following the second play of the game . . . Completed 13 of 25 passes for 99 yards with no touchdowns and two interceptions in the game, while also rushing for a career-high 31 yards on three carries . . . Entered contest at Oakland (12/10) to start the second half . . . Connected on six of 14 passes for 99 yards with no touchdowns and two interceptions.

1999 — Saw the most extensive action of his NFL career . . . Started all nine games in which he played, subbing for an injured Vinny Testaverde (Achilles) . . . Finished the year by completing 161 of 272 passes for 1,678 yards with 14 touchdowns and six interceptions . . . Also rushed for 144 yards and a touchdown on 41 attempts . . . Ranked third in the AFC with a passer rating of 85.1 . . . Put together a record of 6-3 as a starter, led the Jets to victories in each of the final four outings of the year . . . Initial start of NFL career came vs. Indianapolis (10/17) when he completed 16 of 30 passes for 137 yards with one touchdown and one interception . . . First win as a starter occurred in Monday night game at New England (11/15) when he hit on 18 of 31 passes for 153 yards with two touchdowns and two interceptions . . . Was near-perfect the following week as he hit on 16 of 20 passes for 142 yards with no touchdowns or interceptions in New York's 17-7 victory over Buffalo (11/21) . . . Completion mark of 80% is a career-best . . . Also rushed for 24 yards on eight carries in that game, including a nine-yard TD run for the first rushing score of his NFL career . . . Had best game



FINS FACT



In his only year as a starting quarterback in the NFL (1999), Ray's touchdown pass to interception ratio stood at 2.3:1 (14 TDs, 6 INTs), the best mark by a Jets starting signal caller since Joe Namath put together a ratio of 4:1 (16 TDs, 4 INTs) in 1976.

at N.Y. Giants (12/5) when he completed 31 of 48 passes for 284 yards with four touchdowns and no interceptions . . . Completed 22 of 38 passes for 230 yards with two touchdowns and no interceptions the week afterwards vs. Miami (12/12) . . . Completed 20 of 34 for 229 yards with two touchdowns and an interception at Dallas (12/19) and became the first visiting quarterback to earn a win at Texas Stadium in 1999 as the Jets recorded a 22-21 victory . . . The Cowboys contest concluded a stretch in which Lucas guided New York to a record of 2-1 and he combined to complete 73 of 120 passes (60.8%) for 743 yards with eight touchdowns and one interception . . . Hit on 11 of 23 passes for 190 yards with three touchdowns and no interceptions at Miami (12/27) . . . Included in his total was a career-long 56-yard TD strike to Dedric Ward.

1998 — Played in 15 games, all in a reserve role . . . Completed one of three passes for 27 yards . . . Added 23 yards rushing on five attempts with a long of 16 . . . Contributed four tackles on special teams . . . Saw action on special teams in Divisional Playoff game vs. Jacksonville (1/10/99) . . . Dressed but did not play in AFC Championship game at Denver (1/17/99).

1997 — Went to training camp with New England, was waived on August 18 prior to being claimed by the Jets . . . Was waived by New York on August 24 and signed to the team's practice squad on August 26 . . . Spent the first 11 games of the year there before being signed to the 53-man roster on November 22 . . . Played in each of the final five regular season games, all in a reserve capacity and primarily on special teams. . . Finished by completing three of four passes for 28 yards with no touchdowns and an interception . . . Also rushed for 55 yards on six attempts.

1996 — Went to training camp with New England as an undrafted rookie free agent . . . Spent the first 14 games of the season on the Patriots' practice squad . . . Was activated to the 53-man roster on December 12, and saw action on special teams in each of the final two regular season games of the year . . . Recorded a pair of stops . . . Appeared in all three of New England's playoff games that year, including Super Bowl XXXI against Green Bay . . . Had two special teams tackles in the playoffs.

COLLEGE

Completed 514 of 908 passes for 5,896 yards and 43 touchdowns in his collegiate career for the Scarlet Knights . . . 43 touchdown passes represent a school all-time record . . . Completion total is second in school annals, while figures for attempts and yards are both third all-time . . . Also rushed for 772 yards and 15 touchdowns on 276 attempts in his career . . . Connected on 188 of 347 passes for 2,180 yards and 16 touchdowns his senior season of 1995 . . . Majored in business administration.

PERSONAL

Married to Cecy . . . Has two daughters, Rayven (seven) and Madison (two) . . . Attended Harrison (N.J.) High School, where he lettered in both football and basketball . . . Enjoys surfing the internet and tarpon fishing in his spare time . . . Earned the Marty Lyons Award for Outstanding Community Service for the 2000 season with the N.Y. Jets . . . During that season, he assisted more than 20 different charitable/outreach programs . . . Has worked with the United Way, the Marty Lyons Foundation, the National Center for Disabilities Services, Cystic Fibrosis Foundation, Daily Bread Food Bank, Broward Partnership for the Homeless and the Abused Children Foundation of New York . . . Since high school, has worked as a volunteer at Camp Fatima, a camp which helps handicapped children . . . Prior to joining the Dolphins, formed the "Ray Lucas Foundation", which raises money to benefit abused and handicapped children . . . Held a charity basketball tournament to benefit the camp . . . Has assisted in building houses for Habitat for Humanity . . . Born August 6, 1972.

RAY LUCAS' NFL REGULAR SEASON STATISTICS

YEAR	TEAM	G-S	ATT.	COMP.	YDS.	PCT.	TD	INT.	LG	TKLD.	RATE
1996	New England	2-0	0	0	0	0.0	0	0	0	0/0	0.0
1997	N.Y. Jets	5-0	4	3	28	75.0	0	1	19	0/0	54.2
1998	N.Y. Jets	15-0	3	1	27	33.3	0	0	27	0/0	67.4
1999	N.Y. Jets	9-9	272	161	1678	59.2	14	6	56t	11/69	85.1
2000	N.Y. Jets	7-0	41	21	206	51.2	0	4	30	6/24	26.1
2001	Miami	10-0	3	2	45	66.7	0	0	28	0/0	109.7
6-YEAR TOTALS		48-9	323	188	1984	58.2	14	11	56t	17/93	76.4
MIAMI TOTALS		10-0	3	2	45	66.7	0	0	28	0/0	109.7

RAY LUCAS' NFL PLAYOFF STATISTICS

YEAR	TEAM	G-S	ATT.	COMP.	YDS.	PCT.	TD	INT.	LG	TKLD.	RATE
1996	New England	3-0	0	0	0	0.0	0	0	0	0/0	0.0
1999	N.Y. Jets	1-0	0	0	0	0.0	0	0	0	0/0	0.0
2001	Miami	1-0	0	0	0	0.0	0	0	0	0/0	0.0
PLAYOFF TOTALS		5-0	0	0	0	0.0	0	0	0	0/0	0.0
MIAMI TOTALS		1-0	0	0	0	0.0	0	0	0	0/0	0.0

ADDITIONAL STATS

Rushing: 6 for 55 yards, long of 17 in 1997; 5 for 23 yards, long of 16 in 1998; 41 for 144 yards, 1 TD, long of 21 in 1999; 6 for 42 yards, long of 17 in 2000, (Miami) 8 for 6 yards, 1 TD, long of 3 in 2001 for total of 66 for 270 yards, 2 TDs, long of 21

Special Teams Tackles: 2 in 1996, 4 in 1997, 4 in 1998 for total of 10 (P-2)

1996 GAME-BY-GAME PASSING (New England)

DATE	OPPONENT	ATT.	COMP.	YDS.	PCT.	TD	INT.	LG	TKLD.	W/L	SCORE
12/15	at Dallas										
12/21	at N.Y. Giants										
*1/5	PITTSBURGH										
*1/12	JACKSONVILLE										
*1/26	Green Bay (SB XXI)										

1997 GAME-BY-GAME PASSING (N.Y. Jets)

DATE	OPPONENT	ATT.	COMP.	YDS.	PCT.	TD	INT.	LG	TKLD.	W/L	SCORE
11/23	MINNESOTA	0	0	0	0.0	0	0	0	0/0	W	23-21
11/30	at Buffalo										
12/7	INDIANAPOLIS										
12/14	TAMPA BAY	0	0	0	0.0	0	0	0	0/0	W	31-0
12/21	at Detroit	4	3	28	75.0	0	1	19	0/0	L	10-13

1998 GAME-BY-GAME PASSING (N.Y. Jets)

DATE	OPPONENT	ATT.	COMP.	YDS.	PCT.	TD	INT.	LG	TKLD.	W/L	SCORE
9/6	at San Francisco										
9/13	BALTIMORE										
9/20	INDIANAPOLIS	1	0	0	0.0	0	0	0	0/0	W	44-6
10/4	MIAMI										
10/11	at St. Louis										
10/19	at New England										
10/25	ATLANTA										
11/1	at Kansas City										
11/8	BUFFALO	1	1	27	100.0	0	0	27	0/0	W	34-12
11/15	at Indianapolis										
11/29	CAROLINA	0	0	0	0.0	0	0	0	0/0	W	48-21
12/6	SEATTLE	0	0	0	0.0	0	0	0	0/0	W	32-31
12/13	at Miami										
12/19	at Buffalo										

12/27	NEW ENGLAND	1	0	0	0.0	0	0	0	0/0	W	31-10
*1/10	JACKSONVILLE	Did Not Play Quarterback									

1999 GAME-BY-GAME PASSING (N.Y. Jets)

DATE	OPPONENT	ATT.	CMP.	YDS.	PCT.	TD	INT.	LG	TKLD.	W/L	SCORE
9/12	NEW ENGLAND										
9/26	WASHINGTON										
10/11	JACKSONVILLE										
#10/17	INDIANAPOLIS	30	16	137	53.3	1	1	18t	1/12	L	13-16
10/24	at Oakland										
11/7	ARIZONA										
#11/15	at New England	31	18	153	58.1	2	2	26	0/0	W	24-17
#11/21	BUFFALO	20	16	142	80.0	0	0	20	5/30	W	17-7
#11/28	at Indianapolis	22	12	102	60.0	0	0	21	2/14	L	6-13
#12/5	at N.Y. Giants	48	31	284	64.6	4	0	28	2/8	L	28-41
#12/12	MIAMI	38	22	230	73.3	2	0	27	1/5	W	28-20
#12/19	at Dallas	34	20	229	58.8	2	1	38	0/0	W	22-21
#12/27	at Miami	23	11	190	47.8	3	0	56t	1/1	W	38-31
#1/2	SEATTLE	26	15	211	57.8	0	2	34	0/0	W	19-9

2000 GAME-BY-GAME PASSING (N.Y. Jets)

DATE	OPPONENT	ATT.	CMP.	YDS.	PCT.	TD	INT.	LG	TKLD.	W/L	SCORE
9/17	BUFFALO	0	0	0	0.0	0	0	0	0/0	W	27-14
9/24	at Tampa Bay	1	1	5	100.0	0	0	5	1/	W	21-17
10/8	PITTSBURGH	13	25	99	52.0	0	2	18	1/	L	3-20
11/19	at Miami	0	0	0	0.0	0	0	0	0/0	W	20-3
11/26	CHICAGO	1	1	3	100.0	0	0	3	0/0	W	17-10
12/10	at Oakland	6	14	99	42.9	0	2	30	3/	L	7-31
12/17	DETROIT	0	0	0	0.0	0	0	0	0/0	L	7-10

2001 GAME-BY-GAME PASSING (Miami)

DATE	OPPONENT	ATT.	CMP.	YDS.	PCT.	TD	INT.	LG	TKLD.	W/L	SCORE
10/7	NEW ENGLAND	0	0	0	0.0	0	0	0	0/0	W	30-10
10/14	at N.Y. Jets	1	1	28	100.0	0	0	28	0/0	L	17-21
10/28	at Seattle	0	0	0	0.0	0	0	0	0/0	W	24-20
11/4	CAROLINA	0	0	0	0.0	0	0	0	0/0	W	23-6
11/11	at Indianapolis	1	0	0	0.0	0	0	0	0/0	W	27-24
11/25	at Buffalo	1	1	17	100.0	0	0	17	0/0	W	34-27
12/2	DENVER	0	0	0	0.0	0	0	0	0/0	W	21-10
12/10	INDIANAPOLIS	0	0	0	0.0	0	0	0	0/0	W	41-6
12/16	at San Francisco	0	0	0	0.0	0	0	0	0/0	L	0-21
1/6	BUFFALO	0	0	0	0.0	0	0	0	0/0	W	34-7
*1/10	BALTIMORE	0	0	0	0.0	0	0	0	0/0	L	3-20

* - playoff game

- started

SINGLE-GAME HIGHS

Pass Attempts: 48 at N.Y. Giants, 12/5/99

38 vs. Miami, 12/12/99

34 at Dallas, 12/19/99

Pass Completions: 31 at N.Y. Giants, 12/5/99

22 vs. Miami, 12/12/99

20 at Dallas, 12/19/99

Yards Passing: 284 at N.Y. Giants, 12/5/99

230 vs. Miami, 12/12/99

229 at Dallas, 12/19/99

TD Passes: 4 at N.Y. Giants, 12/5/99

3 at Miami, 12/27/99

2, three times (last: at Dallas, 12/19/99)

Interceptions: 2, four times (last: at Oakland, 12/11/00)

Completion Percentage: 80.0 vs. Buffalo, 11/21/99
 73.3 vs. Miami, 12/12/99
 64.6 at N.Y. Giants, 12/5/99

Long Passes: 56t at Miami, 12/27/99
 50 at Miami, 12/27/99
 38 at Dallas, 12/19/99

Times Sacked: 4 vs. Indianapolis, 12/17/00
 3 at Tennessee, 12/26/99
 3 at Minnesota, 9/10/00

Rushing Yards: 31 vs. Pittsburgh, 10/8/00
 30 at Detroit, 12/21/97
 28 at Indianapolis, 11/28/99

Rushing Attempts: 8 vs. Buffalo, 11/21/99
 6 at New England, 11/15/99
 6 vs. N.Y. Giants, 12/5/99

Long Runs: 21 at Indianapolis, 11/28/99
 17 at Detroit, 12/21/97
 17 at New England, 11/15/99
 17 vs. Pittsburgh, 10/8/00

RAY LUCAS' PASSING BREAKDOWN

2001

CAREER

	G	ATT	CMP	YDS	PCT	TD	INT	LG	G	ATT	CMP	YDS	PCT	TD	INT	LG
Buffalo	2	1	1	17	100.0	0	0	17	7	22	18	186	81.8	0	0	27
Indianapolis	2	1	0	0	0.0	0	0	0	8	54	28	239	51.9	1	1	21
Miami	-	-	-	-	-	-	-	-	5	61	33	420	54.1	5	0	56
New England	1	0	0	0	0.0	0	0	0	4	32	18	153	56.3	2	2	26
N.Y. Jets	1	1	1	28	100.0	0	0	28	1	1	1	28	100.0	0	0	28
AFC East	5	3	2	45	66.7	0	0	28	25	170	98	1026	57.6	8	3	56
Baltimore	-	-	-	-	-	-	-	-	1	0	0	0	0.0	0	0	0
Cincinnati	-	-	-	-	-	-	-	-	-	-	-	-	-	-	-	-
Cleveland	-	-	-	-	-	-	-	-	-	-	-	-	-	-	-	-
Jacksonville	-	-	-	-	-	-	-	-	-	-	-	-	-	-	-	-
Pittsburgh	-	-	-	-	-	-	-	-	1	25	13	99	52.0	0	2	18
Tennessee	-	-	-	-	-	-	-	-	-	-	-	-	-	-	-	-
AFC Central	-	-	-	-	-	-	-	-	2	25	13	99	52.0	0	2	18
Denver	1	0	0	0	0.0	0	0	0	1	0	0	0	0.0	0	0	0
Kansas City	-	-	-	-	-	-	-	-	1	0	0	0	0.0	0	0	0
Oakland	-	-	-	-	-	-	-	-	1	14	6	99	42.9	0	2	30
San Diego	-	-	-	-	-	-	-	-	-	-	-	-	-	-	-	-
Seattle	1	0	0	0	0.0	0	0	0	3	26	15	211	57.7	0	2	34
AFC West	2	0	0	0	0.0	0	0	0	6	40	21	310	52.5	0	4	34
AFC Total	7	3	2	45	66.7	0	0	28	33	235	132	1435	56.2	8	9	56
Arizona	-	-	-	-	-	-	-	-	-	-	-	-	-	-	-	-
Dallas	-	-	-	-	-	-	-	-	2	34	20	229	58.8	2	1	38
N.Y. Giants	-	-	-	-	-	-	-	-	2	48	31	284	64.6	4	0	28
Philadelphia	-	-	-	-	-	-	-	-	-	-	-	-	-	-	-	-
Washington	-	-	-	-	-	-	-	-	-	-	-	-	-	-	-	-
NFC East	-	-	-	-	-	-	-	-	4	82	51	513	62.2	6	1	38
Chicago	1	1	1	3	100.0	0	0	3	1	1	1	3	100.0	0	0	3
Detroit	-	-	-	-	-	-	-	-	1	4	3	28	75.0	0	1	19
Green Bay	-	-	-	-	-	-	-	-	-	-	-	-	-	-	-	-
Minnesota	-	-	-	-	-	-	-	-	1	0	0	0	0.0	0	0	0
Tampa Bay	1	1	1	5	100.0	0	0	5	2	1	1	5	100.0	0	0	5
NFC Central	2	2	2	8	100.0	0	0	5	5	6	5	36	83.3	0	1	19
Atlanta	-	-	-	-	-	-	-	-	1	0	0	0	0.0	0	0	0
Carolina	1	0	0	0	0.0	0	0	0	2	0	0	0	0.0	0	0	0
New Orleans	-	-	-	-	-	-	-	-	-	-	-	-	-	-	-	-
St. Louis	-	-	-	-	-	-	-	-	1	0	0	0	0.0	0	0	0
San Francisco	1	0	0	0	0.0	0	0	0	2	0	0	0	0.0	0	0	0
NFC West	2	0	0	0	0.0	0	0	0	6	0	0	0	0.0	0	0	0
NFC Total	2	0	0	0	0.0	0	0	0	15	88	56	549	63.6	6	2	38

RAY LUCAS' PASSING BREAKDOWN

2001

CAREER

	G	ATT	CMP	YDS	PCT	TD	INT	LG	G	ATT	CMP	YDS	PCT	TD	INT	LG
Home	5	0	0	0	0.0	0	2	0	23	143	84	849	58.7	3	5	34
Road	5	3	2	45	66.7	0	2	28	25	180	104	1135	57.8	11	6	56
1st Down	4	0	0	0	0.0	0	0	0	-	-	-	-	-	-	-	-
2nd Down	4	1	0	0	0.0	0	0	0	-	-	-	-	-	-	-	-
3rd Down	6	2	2	45	100.0	0	0	28	-	-	-	-	-	-	-	-
4th Down	0	0	0	0	0.0	0	0	0	-	-	-	-	-	-	-	-
1st Half	7	2	1	28	50.0	0	0	28	-	-	-	-	-	-	-	-
2nd Half	7	1	1	17	100.0	0	0	17	-	-	-	-	-	-	-	-
Overtime	-	-	-	-	-	-	-	-	-	-	-	-	-	-	-	-
Grass	8	1	1	28	100.0	0	0	28	20	96	51	577	53.1	5	6	56
Turf	2	2	1	17	50.0	0	0	17	28	227	137	1407	60.4	9	5	34
Aug./Sept.	0	0	0	0	0.0	0	0	0	5	2	1	5	50.0	0	0	5
October	3	1	1	28	100.0	0	0	28	9	56	30	264	53.6	1	3	28
November	3	2	1	17	50.0	0	0	17	15	77	49	444	63.6	2	2	27
December	4	0	0	0	0.0	0	0	0	19	188	108	1271	57.4	11	6	56
Games 1-8	5	2	1	28	50.0	0	0	28	17	59	31	269	52.5	1	3	28
Games 9-16	5	1	1	17	100.0	0	0	17	31	264	157	1715	59.5	13	8	56
Wins	9	2	1	28	50.0	0	0	28	30	179	106	1207	59.2	9	5	56
Losses	1	1	1	17	100.0	0	0	17	18	144	82	777	56.9	5	6	30
Ties	-	-	-	-	-	-	-	-	-	-	-	-	-	-	-	-



SAM MADISON

Cornerback

5-11 • 185

Born: 4/23/74

College: Louisville '97

Acquired: D2, 1997

Signed Through: 2007

NFL: Sixth Season • Dolphins: Sixth Season



PRO CAREER

2001 — Started all 13 games in which he played at right cornerback . . . Was inactive for three contests . . . Along with Zach Thomas, served as a co-captain on defense . . . Finished the year with 30 total tackles (23 solo), two interceptions and 13 passes defended . . . Part of the No. 1 ranked pass defense in the NFL in 2001, one which yielded an average of only 176.8 yards a contest . . . Registered a season-high six tackles in opener at Tennessee (9/9), when he also came up with an interception . . . It marked the fourth interception of his career off Titans QB Steve McNair, his most off any quarterback, just ahead of Drew Bledsoe (3) and Peyton Manning (3) . . . Second interception of the year came in the second quarter at Indianapolis (11/11) when he picked off a Manning pass at the Dolphins' 3 after the Colts had a first-and-10 from the Dolphins' 41 . . . Sustained a right shoulder A/C joint separation on the play and was forced permanently from the game . . . Was inactive for each of the next three weeks with the injury . . . The first game that he missed was vs. N.Y. Jets (11/18), ending a string of 57 straight contests in which Madison had started and played . . . Prior to the Jets game, the last time Madison sat out was on December 14, 1997 at Indianapolis due to a right ankle injury.

INTERCEPTIONS: Madison has had five multiple-interception games in his career, with the last coming in the 2000 season-opener, on September 3 against Seattle at Pro Player Stadium, when he picked off a pair of Jon Kitna passes . . . Since Madison became a starter in 1998, he has recorded 22 interceptions . . . This total is tied for the most in the NFL during this span:

FINS FACT

In 2000, Sam formed his own charitable organization called "Madison Avenue for Kids".

MOST INTERCEPTIONS IN THE NFL OVER THE LAST FOUR SEASONS (1998-01)

PLAYER	TEAM(S)	1998	1999	2000	2001	4-YEAR TOTALS
1. SAM MADISON	MIAMI	8	7	5	2	22
Ray Buchanan	Atlanta	7	4	6	5	22
3. Donnie Abraham	Tampa Bay	1	7	7	6	21
Terrell Buckley	Mia., Den., N.E.	8	3	6	3	20
Kwamie Lassiter	Arizona	8	2	1	9	20
Rod Woodson	S.F., Baltimore	6	7	4	3	20

In addition, Madison's career total of 23 interceptions is tied with Gerald Small for sixth on the Dolphins' all-time chart:

MIAMI DOLPHINS ALL-TIME INTERCEPTION LEADERS

PLAYER	YEARS	INTs	PLAYER	YEARS	INTs
1. Jake Scott	1970-75	35	7. SAM MADISON	1997-01	23
2. Dick Anderson	1968-77	34	Gerald Small	1978-83	23
3. Glenn Blackwood	1979-87	29	8. Terrell Buckley	1995-99	22
4. William Judson	1982-89	24	Curtis Johnson	1970-78	22
Louis Oliver	1989-93,	24	Tim Foley	1970-80	22
	1995-96				

POSTSEASON HONORS: For the third consecutive year, was named as a starter to the AFC Pro Bowl squad . . . He did not play in the game, however, because of a shoulder injury . . . Also was a second-team Associated Press All-Pro selection and a Pro Football Weekly All-AFC pick . . . He is the only Dolphin cornerback ever selected for the Pro Bowl . . . Along with LB Zach Thomas, who was also chosen to his third straight Pro Bowl in 2001, they are the first Dolphins to be voted three years in-a-row or more since T. Richmond Webb earned the honor seven consecutive times (1990-96) . . . Madison and Thomas are the first Dolphin defenders to be chosen three or more straight times since LB John Offerdahl (1986-90) . . . Madison is the first Dolphin to be selected as a starter three or more straight times since Webb (1992-95), while he is the first Dolphin defender to earn such an honor since Offerdahl (1988-90) . . .

PLAYOFFS: Started First-Round Playoff game vs. Baltimore (1/13/02) . . . Was credited with one tackle . . . Has appeared in eight postseason games in his career, starting all of them . . . Has amassed 29 tackles and six passes defended.

2000 — Signed a seven-year contract extension through the 2007 season on June 21, 2000 . . . Started all 16 regular season games at right cornerback . . . Finished the year with 40 total tackles (38 solo) . . . Came up with five interceptions, 16 passes defended, two fumble recoveries and three forced fumbles . . . Scored one touchdown on the year via a fumble return . . . Key part of a defensive unit which ranked third in the AFC and fifth in the NFL in pass defense, allowing an average of only 181.3 passing yards a game . . . Also part of a defense that amassed an NFL-high 28 interceptions, tied for the fourth-highest single-season total by the Dolphins . . . Underwent surgery following the season, on February 13, 2001 . . . Had surgery to remove bone spurs from his right ankle . . . The surgery was performed by Dr. Robert Mills at Holy Cross Hospital in Fort Lauderdale . . .

INTERCEPTIONS: Five interceptions tied for second on the team, along with Brock Marion and Patrick Surtain, and tied for ninth in the AFC . . . Along with Brian Walker's seven interceptions, it marked the first time since 1981 that an NFL team had at least four players record five or more interceptions in the same season . . . That year, the feat was accomplished by Tampa Bay's Cedric Brown (nine), Mike Washington (six), Neal Colzie (six) and Cecil Johnson (five) . . . It was the first time in Dolphins history that this has occurred . . . Madison had one game with two interceptions in 2000, giving him five multiple-interception games in his career . . .

POSTSEASON HONORS: For the second consecutive year, was named as a starter to the AFC Pro Bowl squad . . . Joined six other Dolphins in the game, marking Miami's most representatives since they also had seven following the 1984 season . . . In addition, Madison was a first-team All-Pro choice by the Associated Press, Pro Football Weekly, The Sporting News, Football Digest and USA Today . . . Was a second-team All-Pro pick by College & Pro Football Newsweekly . . . Also was selected to the "All-Iron" team, as chosen by CBS analyst Phil

Simms . . . Was the recipient of the Dolphins Jasper MVP by the Florida Sports Awards . . .

GAME HIGHLIGHTS: In season-opener vs. Seattle (9/3) came up with two interceptions as the Dolphins held the Seahawks to 72 net passing yards in a 23-0 victory . . . Returned one of the interceptions 34 yards, the third-longest return of his career . . . It marked the fifth multiple-interception game of his career . . . Recorded a season-high five tackles at Minnesota (9/10) when he also defended a pass and forced a fumble . . . Had three tackles, a pass defended and a fumble recovery vs. Buffalo (10/8) . . . Scooped up a Sammy Morris fumble and raced 20 yards into the end zone to give the Dolphins a 22-13 lead with 4:45 to play in the game . . . Notched interceptions in games at N.Y. Jets (10/23), at San Diego (11/12) and at Buffalo (12/3) . . . Had three tackles, a pass defended and a forced fumble at Detroit (11/5) . . . Forced fumble occurred when he stripped Lions RB Larry Foster of the ball at the Dolphins' 3, the ball rolled into the end zone and Dolphins CB Patrick Surtain recovered . . . Recorded four tackles, a fumble recovery and a forced fumble vs. Indianapolis (12/17) . . . Started both playoff games following the 2000 season at right cornerback . . . Was credited with eight tackles (6 solo) and a pass defended.

1999 – Started all 16 regular season games at right cornerback . . . Finished with 52 total tackles (43 solo) and a team-high seven interceptions for 164 yards, including a touchdown . . . Also tied for the team lead with 15 passes defended . . . Tackle total tied for ninth on the team . . . In a vote of his teammates, was voted as permanent co-captain on defense, along with linebacker Zach Thomas . . . Underwent arthroscopic surgery following the season, on February 10, 2000 to remove loose bodies from his left knee . . . The surgery was performed by Dr. Dan Kanell at Holy Cross Hospital in Fort Lauderdale . . .

INTERCEPTIONS: Tied for the NFL-lead in interceptions, along with Baltimore's Rod Woodson, Kansas City's James Hasty, Tampa Bay's Donnie Abraham and Philadelphia's Troy Vincent . . . Became the third Dolphin to lead or share the league lead in interceptions . . . Dick Westmoreland had an AFL-high ten in 1967 and Dick Anderson led the NFL with eight in 1973 . . . His seven interceptions are tied for the ninth-highest total by a Dolphin in a season, and he now owns two of the nine highest single-season interception totals in club history . . . Had two games of two or more interceptions in 1999 with three vs. Tennessee (11/7) and two vs. Arizona (9/19) . . . From 1998-99, Madison totaled 15 interceptions, the most by a Dolphin in consecutive seasons, surpassing the previous best of 14, achieved by both Dick Westmoreland (four in 1966, 10 in 1967) and Jake Scott (eight in 1974, six in 1975) . . .

POSTSEASON HONORS: Was selected as a starter to the AFC Pro Bowl squad, joining kicker Olindo Mare and linebacker Zach Thomas on the team . . . The three representatives marked Miami's most since the 1995 season when they had four selections . . . It was the first Pro Bowl of Madison's career . . . Overall, he became the fourth Dolphins defensive back to be named, joining Dick Anderson (1972-74), Jake Scott (1971-75), and Tim Foley (1979), and the first cornerback . . . In addition, Madison was a first-team All-Pro selection by the Associated Press, USA Today, Sports Illustrated, The Sporting News, Pro Football Weekly and Football Digest . . . He also was chosen as the NFL Alumni Association's Defensive Back of the Year . . . In a vote of the South Florida media and the fans, Madison was chosen as the team's Dan Marino MVP award winner for 1999 as well . . .

PLAYER OF THE WEEK: Was named AFC Defensive Player of the Week three times in 1999 . . . He was cited for his performances in wins vs. Arizona (9/19), at New England (10/17) and vs. Tennessee (11/7) . . . They were the first three AFC weekly honors of his NFL career . . . Since this award was first given out by the NFL in 1984, Madison was just the second player to win it three times in the same season, joining Cincinnati safety David Fulcher, who came away with the award three times in 1989 . . .

GAME HIGHLIGHTS: Had three tackles and two interceptions that he returned a total of 29 yards (15 and 14 yards) vs. Arizona (9/19) . . . It marked the third multiple-interception game of his career . . . Was named AFC Defensive Player of the Week his performance, the first such honor of his career . . . Was credited with four tackles at New England (10/17) when he held Patriots wide receiver Terry Glenn without a reception . . . That effort earned Madison his second AFC Defensive Player of the Week Award of the season . . . Had three tackles and three interceptions that he returned a total of 101 yards, including a career-long return of 42 yards, in 17-0 victory vs. Tennessee (11/7) . . . It was the fourth multiple-interception game of his career and marked a new career-high, earning him his third AFC Defensive Player of the Week award of the year . . . His three interceptions tied for the second-most in a game in Dolphins history, a figure achieved seven previous times in the regular season, most recently by Louis Oliver on October 4, 1992 at Buffalo, and eight times overall, including playoffs . . . The three interceptions are surpassed only by the team-record of four, set by Dick Anderson on December 3, 1973 against Pittsburgh . . . Madison's 101 return yards is the fourth-highest single-game total in club history and the most since Oliver amassed a club-record 170 yards

in that Bills contest in 1992 . . . Had a season-high eight tackles with an interception and two passes defended vs. New England (11/21) . . . Had three tackles and an interception that he returned 21 yards for a touchdown vs. Indianapolis (12/5) . . . It was the first touchdown of Madison's career and it was the 16th interception of his career, tying him with J.B. Brown for 11th on the Dolphins' all-time list . . . Started both playoff games following the 1999 season at right cornerback . . . Recorded seven tackles and two passes defended.

1998 – Emerged as one of the best young cornerbacks in the NFL in his first season as a starter . . . Opened all 16 regular season games and both playoff contests at right cornerback . . . Finished the regular season ranked fourth on the team with 59 total tackles . . . Led club with 23 passes defended . . . Tied for team lead, along with Terrell Buckley, and tied for second in the AFC and in the NFL with eight interceptions . . . Also notched one sack during the course of the year . . .

INTERCEPTIONS: Picked off eight passes in 1998 (114 yards in returns), seven more than his total from his rookie season of 1997 . . . Eight interceptions also tied for the second-highest single-season total in franchise history, along with Terrell Buckley, trailing only Dick Westmoreland, who picked off ten passes in 1967:

DOLPHINS SINGLE-SEASON INTERCEPTION LEADERS

YEAR	PLAYER	INTs	YEAR	PLAYER	INTs
1. 1967	Dick Westmoreland	10	1998	SAM MADISON	8
2. 1966	Willie West	8	1998	Terrell Buckley	8
1968	Dick Anderson	8	9. 1971	Jake Scott	7
1970	Dick Anderson	8	1980	Gerald Small	7
1973	Dick Anderson	8	1999	SAM MADISON	7
1974	Jake Scott	8	2000	Brian Walker	7

In addition, along with Terrell Buckley's eight interceptions, the pair combined for 16 interceptions on the year, the highest figure by a tandem from the same team in the NFL in 1998 and also tied for the ninth highest in the NFL since the 1970 NFL-AFL merger:

TOP NFL INTERCEPTION TANDEM (SINCE 1970)

TEAM	YEAR	PLAYER	INTS	PLAYER	INTS	TOTAL
1. Dallas	1981	Everson Walls	11	Dennis Thurman	9	20
2. Los Angeles	1976	Monte Jackson	10	Rod Perry	8	18
Houston	1979	Mike Reinfeldt	12	J.C. Wilson	6	18
Seattle	1984	Kenny Easley	10	Dave Brown	8	18
5. Philadelphia	1971	Bill Bradley	11	Leroy Keyes	6	17
Baltimore	1977	Lyle Blackwood	10	Stan White	7	17
Kansas City	1980	Gary Barbaro	10	Eric Harris	7	17
St. Louis	1997	Ryan McNeil	9	Keith Lyle	8	17
9. MIAMI	1998	SAM MADISON	8	TERRELL BUCKLEY	8	16
Detroit	1970	Dick LeBeau	9	Lem Barney	7	16
Kansas City	1974	Emmitt Thomas	12	Kerry Reardon	4	16
Minnesota	1975	Paul Krause	10	Bobby Bryant	6	16
Buffalo	1977	Tony Greene	9	Mario Clark	7	16
Cleveland	1978	Thom Darden	10	Oliver Davis	6	16
Oakland	1980	Lester Hayes	13	Mike Davis	3	16
San Fran.	1981	Dwight Hicks	9	Ronnie Lott	7	16
Green Bay	1984	Tom Flynn	9	Tim Lewis	7	16
San Fran.	1986	Ronnie Lott	10	Tim McKyer	6	16
Chicago	1990	Mark Carrier	10	Lemuel Stinson	6	16
Tampa Bay	2001	Ronde Barber	10	Donnie Abraham	6	16

Buckley and Madison's combined interception total also is the highest figure in Dolphins history:

MOST INTERCEPTIONS BY A DOLPHINS TANDEM IN A SEASON

YEAR	PLAYER	INTs	PLAYER	INTs	TOTAL
1. 1998	SAM MADISON	8	TERRELL BUCKLEY	8	16
2. 1967	Dick Westmoreland	10	Jimmy Warren	4	14
3. 1966	Willie West	8	Jimmy Warren	5	13
1970	Dick Anderson	8	Lloyd Mumphord	5	13
			Jake Scott	5	13

Madison and Buckley, along with Arizona's Kwamie Lassiter, finished the season tied for second in the NFL in interceptions in 1998:

NFL INTERCEPTION LEADERS IN 1998

PLAYER	TEAM	INTs	YARDS	AVG.	LG	TD
1. Ty Law	New England	9	133	14.8	59t	1
2. SAM MADISON	MIAMI	8	114	14.3	35	0
Terrell Buckley	Miami	8	157	19.8	61	1
Kwamie Lassiter	Arizona	8	80	10.0	29	0
5. Ray Buchanan	Atlanta	7	102	14.6	34	0
Jimmy Hitchcock	Minnesota	7	242	34.6	79t	3
Shawn Springs	Seattle	7	142	20.3	56t	2

GAME HIGHLIGHTS: In 21-0 shutout win vs. Pittsburgh (9/20), recorded two tackles and five passes defended, including two interceptions for 21 yards, marking the first multiple-interception game of his career . . . Was awarded a defensive game ball for his performance in the Steelers game . . . Notched two tackles and two passes defended, including an interception, vs. Indianapolis (11/8), and earned a game ball . . . Recorded seven tackles and two interceptions in Monday night game at New England (11/23), when he returned a pair of Drew Bledsoe passes a total of 58 yards, including a long return of 31 . . . Received a game ball vs. New Orleans (11/29) when he tallied three tackles and an interception . . . Had three tackles, a sack and three passes defended, including an interception, at Oakland (12/6) . . . The sack, a 6-yard loss of Raiders QB Donald Hollas, was the first of his career . . . Was awarded a defensive game ball in the Raiders contest . . . Posted eight tackles and three passes defended, including an interception of a John Elway pass that he returned a season-long 35 yards, in Monday night win over Denver (12/21) . . . Wrapped up the season with nine tackles in finale at Atlanta (12/27) . . . Started both playoff games following the 1998 season at right cornerback . . . Finished third on the team with ten total tackles. . . Tied for first with two passes defended . . . Registered six tackles in First-Round win vs. Buffalo (1/2/99) . . .

POSTSEASON HONORS: Following the 1998 season, was named a first-team All-Pro by Sports Illustrated, a second-team Associated Press All-Pro, a first-team All-AFC selection by Football News, and a second-team All-Pro choice by Football Digest.

1997 – Played in 14 games with three starts in rookie season . . . Finished with 20 tackles (16 solo), an interception, four passes defended and a forced fumble . . . Added one stop on special teams . . . Missed two games during the preseason schedule . . . Underwent arthroscopic surgery on July 30 for the removal of a loose body from his left ankle that was causing irritation and discomfort . . . Surgery was performed at HealthSouth Doctor's Hospital in Coral Gables by Dr. John Uribe and Dr. Dan Kanell . . . Made his initial NFL start, at right cornerback, at New England (11/23) . . . Also started the following week at Oakland (11/30), and came up with two tackles and two passes defended, including the first interception of his career, returning a Jeff George pass 21 yards . . . Played sparingly in a reserve role vs. Detroit (12/7) due to right ankle injury . . . Did not play the following week at Indianapolis (12/14) due to soreness in the ankle . . . Returned to starting lineup at right cornerback for season finale vs. New England (12/22), and tallied a season-high six tackles, which led the team that night . . . Also forced a fumble in the game . . . Opened at right cornerback in First-Round Playoff game at New England (12/28) and posted three tackles and a pass defended . . . Second-round draft choice (44th overall) by Miami in 1997.

COLLEGE

Was a four-year letterman (1993-96) and three-year starter for the Cardinals . . . Set Louisville

career records for interceptions (16) and passes defended (44) . . . Named a second-team All-America and first-team All-Conference USA pick as a senior . . . Finished with 52 tackles, two sacks, six interceptions (including one for a TD) and 16 passes defended . . . Added three receptions for 143 yards and a touchdown, and returned two kickoffs for 42 yards . . . Had a 41-yard interception return for a touchdown against Kentucky his senior season . . . Had a 51-yard scoring reception against Michigan State that year as well . . . Was a third-team All-America selection his junior season . . . Registered 65 tackles, two sacks, 13 passes defended and seven interceptions, which ranked fourth in the nation . . . Seven interceptions were one shy of the school record of eight held by current Atlanta Falcon Ray Buchanan . . . Started every game as a sophomore and recorded 67 tackles, two forced fumbles, 11 passes defended and an interception . . . Saw action in a reserve role at wide receiver and cornerback as a redshirt freshman, when he finished with 17 tackles, a fumble recovery, four passes defended and an interception . . . Redshirted as a freshman . . . Majored in justice administration.

PERSONAL

Married to Saskia, resides in Fort Lauderdale, Fla . . . Attended Florida A&M High School in Tallahassee, where he played wide receiver and defensive back . . . Also lettered in basketball, baseball and track and field . . . Advanced to the state finals in the triple jump and long jump . . . Lists "Belly" as favorite movie, "Martin" as favorite television show, and Tupac Shakur as favorite recording artist . . . Along with other Dolphins defensive backs, has been part of the "Prudential No Passing Zone" program, which in conjunction with Prudential, has helped 2,300 children from the Broward Boys & Girls Clubs attend Dolphins home games . . . Has assisted in building houses in Miami for Habitat for Humanity . . . Personally donated money to help build homes as part of the Habitat for Humanity "Home Team" . . . Each December, Madison hosts 100 children from the Boys & Girls Clubs of Broward County as part of "Sam's Shopping Spree" giving each child a holiday shopping spree of \$150 at The Sports Authority . . . In October, 2001, hosted his first annual "Madison's Gridiron Halloween Party" benefiting the Boys & Girls Clubs of Broward County . . . Was part of a defensive backfield that won the team's Community Service Award for 1999 . . . In 2000, formed his own charitable organization called "Madison Avenue for Kids" . . . Rap star Trick Daddy is wearing Madison's jersey No. 29 on the cover of the performer's most recent album . . . Full name is Samuel A. Madison, Jr., born April 23, 1974 in Monticello, Fla.

SAM MADISON'S NFL REGULAR SEASON STATISTICS

YEAR	TEAM	G-S	TACK.	ASST.	TOTAL	FUM. REC.	INT.	YDS.	LG	TD
1997	Miami	14-3	16	4	20	0	1	21	21	0
1998	Miami	16-16	43	16	59	0	8	114	35	0
1999	Miami	16-16	43	9	52	0	7	164	42	1
2000	Miami	16-16	38	2	40	2	5	80	34	0
2001	Miami	13-13	23	7	30	0	2	0	0	0
5-YEAR TOTALS		75-64	163	38	201	2	23	379	42	1

SAM MADISON'S NFL PLAYOFF STATISTICS




YEAR	TEAM	G-S	TACK.	ASST.	TOTAL	FUM. REC.	INT.	YDS.	LG	TD
1997	Miami	1-1	1	2	3	0	0	0	0	0
1998	Miami	2-2	8	2	10	0	0	0	0	0
1999	Miami	2-2	6	1	7	0	0	0	0	0
2000	Miami	2-2	6	2	8	0	0	0	0	0
2001	Miami	1-1	0	1	1	0	0	0	0	0
PLAYOFF TOTALS		8-8	21	8	29	0	0	0	0	0

ADDITIONAL STATS

Fumble Returned For Touchdown: 20 yards vs. Buffalo (10/8/00)
Passes Defended: 4 in 1997, 23 in 1998, 15 in 1999, 16 in 2000, 13 in 2001 for total of 71 (P-6)
Sacks: 1 in 1998
Forced Fumbles: 1 in 1997, 3 in 2000 for total of 4
Special Teams Tackles: 1 in 1997

SINGLE-GAME CAREER-HIGHS

Most Interceptions:	3	vs. Tennessee, 11/7/99
	2	vs. Pittsburgh, 9/20/98
	2	at New England, 11/23/98
	2	vs. Arizona, 9/19/99
	2	vs. Seattle, 9/3/00
Most Interception Return Yards:	101	vs. Tennessee, 11/7/99
	58	at New England, 11/23/98
	38	vs. Seattle, 9/3/00
Longest Interception Returns:	42	vs. Tennessee, 11/7/99
	35	vs. Denver, 12/21/98
	34	vs. Seattle, 9/3/00

	OLINDO MARE	
	Kicker	
	5-10 • 195 Born: 6/6/73 College: Syracuse '96 Acquired: FA, 1997 Signed Through: 2006 NFL: Sixth Season • Dolphins: Sixth Season	

PRO CAREER

2001 — Was re-signed to a six-year contract through the 2006 season on March 1, 2001 . . . Played in all 16 regular season games . . . Connected on 19 of 21 field goals and 39 of 40 PATs for a team-high 96 points . . . Conversion rate on field goals of .905 was the best in the NFL in 2001 and marked a new Dolphins single-season record . . . Of his 73 kickoffs on the year, 12 went for touchbacks, tied for the second-highest total in the AFC and in the NFL . . . Dolphins led the AFC and were fourth in the NFL as their opponents average drive start was the 26.2 . . . Was a first-alternate for the AFC Pro Bowl squad . . .

GAME HIGHLIGHTS: Converted each of his first 13 attempts of the season, including a season-best 3 of 3 in 30-10 win vs. New England (10/7) . . . Hit field goals from 19, 34 and 27 yards out that day . . . Surpassed the 500-point plateau for his career in the Patriots contest and also moved past Mark Clayton (492) into fourth on the Dolphins' all-time points list . . . In addition, five of his seven kickoffs went for touchbacks . . . Two weeks later at Seattle, connected on a season-long 46-yard kick . . . Tied a season-high by hitting on all three of his field goal attempts in 23-6 win over Carolina (11/4) as he hit from 36, 45 and 29 yards away . . . After hitting on a pair of attempts from 31 yards out the following week in win at Indianapolis (11/11), missed wide right on a 42-yard attempt vs. N.Y. Jets (11/18), snapping his string of 13 straight field goals made in 2001 . . . Having been successful on his last two attempts of 2000, Mare's streak was 15 straight field goals, the fourth-longest such streak in club history . . . It also ended a string of 21 straight successful field goals at Pro Player Stadium during the regular season, dating back to 1999 . . . Converted both field goals at Buffalo (11/25), including a 39-yarder with 1:11 to play in regulation to tie the game at 27 as the Dolphins went on to win, 34-27, on a Jay Fiedler to Chris Chambers 32-yard TD pass just 23 seconds afterward . . . It was the ninth time in his career that he kicked a field goal in the fourth quarter that either tied a game the Dolphins went on to win or gave the Dolphins their final lead in their victory . . . Missed PAT in 41-6 win vs. Indianapolis (12/10) marked just the third missed extra point of his career in 168 attempts . . . Connected on five PATs in that game, tying a career-high that he first set on September 13, 1999 at Denver . . .

	FINS FACT	
	<p>Olindo earned a scholarship to Syracuse after he and his father, Gino, sent out tapes of him kicking the ball on an empty field at light posts.</p>	

PLAYOFFS: Accounted for the Dolphins' only points in a 20-3 First-Round loss to Baltimore (1/13/02) with a 33-yard field goal in the first quarter, giving Miami a 3-0 lead at the time . . . In his playoff career, has appeared in eight games and accumulated 33 points on 9-11 FGs and 6-6 PATs . . . Field goal total is tied with Uwe von Schamann for second on the Dolphins' all-time postseason list, trailing only Garo Yepremian (12) . . .

CAREER POINTS: In his career, Mare has amassed 573 points, third in franchise history . . . He moved into third place on the club's all-time chart, surpassing Uwe von Schamann (540) with a PAT following a fourth-quarter 22-yard TD pass from Jay Fiedler to Chris Chambers on November 25, 2001 at Buffalo . . .

MIAMI DOLPHINS ALL-TIME RECORD FOR POINTS

PLAYER	YEARS	TDs	FGs	PATs	POINTS
1. Garo Yepremian	1970-78	0	165	335	830
2. Pete Stoyanovich	1989-95	0	178	252	774
3. OLINDO MARE	1997-01	0	136	165	573
4. Uwe von Schamann	1979-84	0	101	237	540
5. Mark Clayton	1983-92	82	0	0	492

CAREER FIELD GOALS: In his career, Mare has made good on 117 field goals, the third-highest total in franchise history:

MIAMI DOLPHINS ALL-TIME RECORD FOR FIELD GOALS

PLAYER	YEARS	FIELD GOALS
1. Pete Stoyanovich	1989-95	176
2. Garo Yepremian	1970-78	165
3. OLINDO MARE	1997-01	136
4. Uwe von Schamann	1979-84	101
5. Fuad Reveiz	1985-88	53

FIELD GOAL FREQUENCY: In his career, Mare has kicked four or more field goals in a game nine times, and the Dolphins are 7-2 in those games . . . He has accounted for three or more field goals in a game 20 times during the regular season and 21 occasions overall, including playoffs, and the Dolphins are 17-3 in such games in the regular season and 18-3 including playoffs . . . Mare kicked three or more field goals in a game twice in 2001, and the Dolphins were 2-0 in those instances . . .

FIELD GOAL ACCURACY: On the year in 2001, Mare hit on 19 of 21 attempts, a success rate of 90.5% . . . That figure eclipsed the Dolphins single-season record that Mare had set each of the previous two years, with an 84.8% mark in 1999 (34 of 46) and a 90.3% clip in 2000 (28 of 31) . . . In addition, his success rate last year was the best in the NFL . . .

MIAMI DOLPHINS SINGLE-SEASON FIELD GOAL ACCURACY LEADERS

PLAYER	YEAR	FG	FGA	PCT.
1. OLINDO MARE	2001	19	21	.905
2. OLINDO MARE	2000	28	31	.903
3. OLINDO MARE	1999	39	46	.848
4. Pete Stoyanovich	1990	21	25	.840
5. Pete Stoyanovich	1991	31	37	.838

In his career, Mare now has connected on 136 of his 161 field goal attempts . . . This field goal accuracy rate of .845 is the best in Dolphins history:

MIAMI DOLPHINS ALL-TIME LEADERS IN FIELD GOAL ACCURACY

PLAYER	YEARS	FG	FGA	PCT.
1. OLINDO MARE	1997-01	136	161	.845
2. Pete Stoyanovich	1989-95	176	222	.793
3. Fuad Reveiz	1985-88	53	72	.736
4. Garo Yepremian	1970-78	165	242	.682
5. Uwe von Schamann	1979-84	101	149	.678

By converting the 100th field goal of his career on October 23, 2000 at the New York Jets, Mare qualified among the NFL's all-time leaders in field goal accuracy, and currently ranks second all-time in NFL history in that category . . . He reached the 100 field goal-made mark with a 42-yarder in the second quarter in that Jets contest . . . The following is the current list of the NFL's all-time leaders in this category . . .

NFL'S ALL-TIME FIELD GOAL ACCURACY LEADERS

PLAYER	TEAM(S)	YEARS	FG	FGA	PCT.
1. Mike Vanderjagt*	Indianapolis	1998-01	114	130	.877
2. OLINDO MARE*	MIAMI	1997-01	136	161	.845
3. John Carney*	T.B., Rams, S.D., N.O.	1988-01	290	356	.815
4. Matt Stover*	Cleve., Baltimore	1991-01	267	328	.814
5. Ryan Longwell*	Green Bay	1997-01	131	162	.809
6. Mike Hollis*	Jacksonville	1995-01	175	217	.806

* - active player

GAME-WINNING KICKS: In his career, Mare has connected on six fourth-quarter game-winning kicks, including three in 1997, one in 1998, one in 1999 and one in 2000 . . . He is six of seven in potential game-winning situations in the fourth quarter in his career, having missed only on a 54-yard attempt at Jacksonville on October 12, 1998, with the score tied at 21 apiece with 2:44 remaining, in a contest that the Jaguars would go on to win, 28-21 . . . Overall in his career in the fourth quarter, he has kicked nine field goals that either tied the game (in a win) or gave the Dolphins their final lead . . .

MARE'S GAME-TYING OR WINNING FOURTH QUARTER OR OVERTIME KICKS

DATE	OPPONENT	SITUATION	LENGTH OF FIELD GOAL	W/L	FINAL SCORE
9/7/97	Tennessee	Tied 13-13 with 12:45 left in overtime	29 yards	W	16-13 (OT)
10/5/97	Kansas City	Tied at 14-14 with 5:40 left in regulation	26 yards	W	17-14
12/7/97	Detroit	Tied at 30-30 with :04 left in regulation	42 yards	W	33-30
10/25/98	New England	Miami trailing 9-6 with :49 left in regulation	25 yards		
		Tied at 9-9 with 10:24 left in overtime	43 yards	W	12-9 (OT)
12/5/99	Indianapolis	Miami trailing 34-31 with :36 left in regulation	32 yards	L	34-37
12/19/99	San Diego	Miami trailing 9-6 with 6:06 left in regulation	30 yards		
		Tied at 9-9 with 3:22 left in regulation	31 yards	W	12-9
12/24/00	at New England	Tied at 24-24 with :09 left in regulation	49 yards	W	27-24
11/25/01	at Buffalo	Miami trailing 27-24 with 1:11 left in regulation	39 yards	W	34-27

LONG FIELD GOALS: With five field goals of 50 yards or longer in his career, Mare is tied with Garo Yepremian for second on the Dolphins' all-time list in this category:

DOLPHINS KICKERS WITH FIELD GOALS OF 50 OR MORE YARDS

PLAYER	DATE	OPPONENT	DISTANCE
Pete Stoyanovich	November 12, 1989	at New York Jets	59
	January 5, 1991	Kansas City	58*
	September 27, 1992	at Seattle	53
	September 29, 1991	at New York Jets	53
	October 28, 1990	at Indianapolis	53
	October 10, 1993	at Cleveland	52
	November 22, 1992	Houston	52
	September 22, 1991	Green Bay	52
	October 8, 1995	Indianapolis	51
	January 17, 1993	Buffalo	51*
	September 23, 1990	at New York Giants	51
	November 16, 1992	Buffalo	50
	December 9, 1991	Cincinnati	50
	December 27, 1993	at San Diego	50
	October 30, 1994	at New England	50
	December 17, 1995	at Buffalo	50
OLINDO MARE	OCTOBER 24, 1999	PHILADELPHIA	54
	OCTOBER 17, 1999	AT NEW ENGLAND	53
	SEPTEMBER 19, 1999	ARIZONA	51
	DECEMBER 22, 1997	NEW ENGLAND	50
	JANUARY 9, 2000	AT SEATTLE	50*
Garo Yepremian	October 22, 1972	Buffalo	54
	September 16, 1973	San Francisco	53
	December 5, 1976	Buffalo	53
	October 1, 1972	at Minnesota	51
	December 16, 1972	Baltimore	50
Uwe von Schamann	October 21, 1979	at New England	53
	November 13, 1983	at New England	52
	September 4, 1983	at Buffalo	50
Fuad Reveiz	November 16, 1986	at Buffalo	52
	January 4, 1986	Cleveland	51*

* Playoff game

2000 – Converted 28 of 31 field goals and 33 of 34 PATs for a team-leading 117 points in 2000 . . . Point total ranked fourth in the AFC and ninth in the NFL . . . 90.3% success rate on field goals not only marked a new team single-season standard to that point (now second), but also was third-best in the AFC and fifth in the NFL . . . Of his 72 kickoffs, seven went for touchbacks . . . Also had three tackles on kickoff coverage . . .

SCORING: On December 10 against Tampa Bay at Pro Player Stadium, went over the 100-point plateau for the season, marking the second straight year and third time in his NFL career that he attained this mark . . . Also became the first Dolphin to post consecutive 100-point seasons since Pete Stoyanovich had six in-a-row from 1990-95 . . . Garo Yepremian (3, 1971-73) is the only other Dolphin to have three or more 100 point seasons . . . Point total in 2000 is tied for the fifth-highest single-season point figure in club history, and Mare now owns three of the seven highest single-season point totals in franchise history:

MIAMI DOLPHINS SINGLE-SEASON SCORING LEADERS

PLAYER	YEAR	POINTS
1. OLINDO MARE	1999	144
2. Pete Stoyanovich	1992	124
3. Pete Stoyanovich	1991	121
4. Pete Stoyanovich	1995	118
5. Garo Yepremian	1971	117
OLINDO MARE	1997	117
OLINDO MARE	2000	117

FIELD GOALS: Mare's 28 field goals in 2000 were second in the AFC and tied for fifth in the NFL . . . In addition, it tied for the fourth-highest single-season total in Dolphins history . . . Mare now owns three of the six highest single-season field goal totals in club history:

MIAMI DOLPHINS SINGLE-SEASON FIELD GOAL LEADERS

PLAYER	YEAR	FIELD GOALS
1. OLINDO MARE	1999	39
2. Pete Stoyanovich	1991	31
3. Pete Stoyanovich	1992	30
Garo Yepremian	1971	28
OLINDO MARE	1997	28
OLINDO MARE	2000	28

CONSECUTIVE FIELD GOALS: After connecting on each of his first 11 attempts of the 2000 season, Mare missed wide left on a 44-yard attempt in the second quarter of a Monday night game at N.Y. Jets (10/23) . . . Following that miss, he went on to convert each of his next 16 attempts, ending with a 47-yard attempt that went wide right in the third quarter of the season finale at New England (12/24) . . . That streak of 16 straight successful field goals is tied for the second-longest streak in club history, along with Garo Yepremian . . . Mare holds the record with 19 consecutive successful field goals, a feat he achieved in 1999:

MOST CONSECUTIVE FIELD GOALS IN DOLPHINS HISTORY

PLAYER	STREAK	GAMES, YEAR
1. OLINDO MARE	19	3-7, 1999
2. Garo Yepremian	16	8-16, 1978
OLINDO MARE	16	8-16, 2000

2000 POSTSEASON HONORS: Following the season, Mare was an All-Pro selection by USA Today . . .

2000 GAME HIGHLIGHTS: Posted 12 points on 3-3 FGs, including a long of 48, and 2-2 PATs in season opener vs. Seattle (9/3) . . . 48-yarder represented his second-longest kick of the season and is tied for the sixth-longest of his career . . . Recorded 13 points on 3-4 FGs and 4-4 PATs at N.Y. Jets (10/23) . . . Had two field goals of longer than 40 yards (42, 44) . . . His 42-yarder was the 100th field goal of his career and qualified him among the NFL's all-time leaders in field goal accuracy . . . Registered a season-high 15 points on 4-4 FGs and 3-3 PATs at Buffalo (12/3) . . . Point total also tied for the second-highest output of his career . . . Four field goals marked a season-best and tied for the second-highest single-game total of his career, while also tying for the third-highest single-game total in club history . . . Scored nine points on 2-4 FGs and 3-3 PATs in season finale at New England (12/24) . . . Hit first attempt of the game, from 47 yards out, to extend his streak of successful field goals to 16, tied for the second-longest in Dolphins history . . . Streak was snapped when he missed wide right on a 47-yard attempt in the third quarter, just his second miss of the season . . . Missed wide left on a 28-yard attempt in the fourth quarter, the shortest miss of his NFL career . . . With the score tied at 24 apiece with nine seconds to play, came on to convert a season-long 49-yarder to give the Dolphins a 27-24 victory and the AFC East title . . . It was his first fourth quarter or overtime game-winning kick of the year and the sixth of his career . . . Of the six, it marked his longest . . . Hit on 1-2 FGs and 2-2 PATs in the playoffs following the 2000 season . . . Missed a 38-yarder and made good from 38 yards in

First-Round victory vs. Indianapolis (12/30) . . . Did not have an attempt in Divisional contest at Oakland (1/6/01).

1999 – Had the most prolific season of any kicker in Dolphins history . . . Converted 39 of his 46 field goal attempts for a success rate of 84.8%, including a long kick of 54 yards . . . His 39 field goals and 84.8% accuracy mark both were team single-season records (accuracy mark now second) . . . Field goal total also represented a new NFL single-season record and were the most in the league in 1999. . . It was the third time that a Dolphin led or shared the NFL lead in field goals . . . Pete Stoyanovich twice tied with Chip Lohmiller for that distinction, with 31 in 1991 and 30 in 1992 . . . Overall on the year, hit on three field goals of 50 yards or longer . . . Connected on all 27 of his PATs, giving him 144 points for the season, establishing a new club single-season standard in that category as well . . . Point total was second-most in the NFL in 1999, one point shy of Indianapolis' Mike Vanderjagt, who had 145 . . . In addition 20 of his 84 kickoffs went for touchbacks, the second-most touchbacks in the NFL in 1999, trailing only Jacksonville's Steve Lindsey, who had 22 . . . Also recorded four tackles on special teams and punted once for 36 yards . . .

POINTS: Posted a Dolphins single-season record 144 points in 1999, eclipsing the old mark of 124, first set by Pete Stoyanovich in 1992. . . Mare notched a season-high 21 points on October 17 at New England . . . That total is the third-most in a game in Dolphins history and is the most by a kicker . . . It trails the team-record 24 accounted for by both Paul Warfield (vs. Detroit, 12/15/73) and Mark Ingram (at N.Y. Jets, 11/27/94) . . . In addition, his 144 points are tied for the seventh-most by an NFL player in a season without scoring a touchdown:

NFL SINGLE-SEASON SCORING LEADERS WITHOUT A TOUCHDOWN

PLAYER	TEAM	YEAR	POINTS
1. Gary Anderson	Minnesota	1998	164
2. Mark Moseley	Washington	1983	161
3. Chip Lohmiller	Washington	1991	149
4. Jim Turner	N.Y. Jets	1968	145
John Kasay	Carolina	1996	145
Mike Vanderjagt	Indianapolis	1999	145
7. OLINDO MARE	MIAMI	1999	144
Kevin Butler	Chicago	1985	144

FIELD GOALS: In 1999, Mare broke the Dolphins and NFL single-season record for field goals with 39 . . . The club record had been held by Pete Stoyanovich, who kicked 31 in 1991 . . . The NFL mark had been held by John Kasay, who booted 37 with Carolina in 1996:

NFL SINGLE SEASON FIELD GOAL LEADERS

PLAYER	TEAM	YEAR	FIELD GOALS
1. OLINDO MARE	MIAMI	1999	39
2. John Kasay	Carolina	1996	37
3. Cary Blanchard	Indianapolis	1996	36
Al Del Greco	Tennessee	1998	36
5. Ali Haji-Sheikh	N.Y. Giants	1983	35
Jeff Jaeger	L.A. Raiders	1993	35
Gary Anderson	Minnesota	1998	35
Matt Stover	Baltimore	2000	35

Mare's season-high for field goals came in the Dolphins' 31-30 victory at New England on October 17, when he converted all six of his attempts . . . His total of six made in that game is a Dolphins single-game record, surpassing the old mark of five, previously held by Garo Yepremian, who achieved the feat at Buffalo on September 26, 1971 . . . The six field goals are tied for the fourth-most in a game in NFL history:

MOST FIELD GOALS IN A GAME IN NFL HISTORY

PLAYER	TEAM	DATE	OPPONENT	FIELD GOALS
1. Jim Bakken	St. Louis Cardinals	9/24/67	Pittsburgh	7
Rich Karlis	Minnesota	11/5/89 (OT)	L.A. Rams	7
Chris Boniol	Dallas	11/18/96	Green Bay	7
4. OLINDO MARE	MIAMI	10/17/99	AT NEW ENGLAND	6
18 other times				6

In addition, four of his field goals in the Patriots game were from 40 yards or longer, tying the NFL record for the most field goals from that distance in a game in NFL annals, a mark which had last been achieved by Washington's Chip Lohmiller at Dallas on September 9, 1991 . . . The Patriots game was Mare's fourth straight with four or more field goals, setting a new NFL record and breaking the old mark of three, which had been held by Boston's Gino Cappelletti (1964), the Jets' Jim Turner (1968), Houston's Al Del Greco (1993) and Minnesota's Fuad Revez (1994) . . .

CONSECUTIVE FIELD GOALS: Starting with Miami's third game of 1999, on October 4 against Buffalo, through the their seventh contest, on October 31 at Oakland, Mare converted a club-record 19 straight field goals, eclipsing the previous team mark of 16, first set by Garo Yepremian in 1978 (games 8-16) . . . Mare's record streak started with a 30-yard field goal in the Bills contest and ended when a 46-yarder in the Raiders game missed wide right . . . He tied Yepremian's record of 16 with a 37-yard field goal against Philadelphia on October 24, and set the mark with a 54-yard field goal on his next attempt in the Eagles game . . . Mare also tied the club record for consecutive games with a field goal, when he accounted for a field goal in 20 consecutive games, starting with the Dolphins' seventh game of 1998, on October 25 against New England, through Miami's tenth game of 1999, on November 21 against New England . . . He tied the record first set by Yepremian, who achieved the feat from 1970-72 . . . Mare's streak ended on Thanksgiving Day at Dallas, on November 25, when he missed all three field goal attempts . . .

LONG FIELD GOALS: Including playoffs, Mare converted four field goals of 50 yards or longer in 1999 . . . His four field goals of 50 yards or longer is tied for the most ever by a Dolphins kicker from that distance in a season, along with Pete Stoyanovich, who did it in 1991 . . . Mare's 54-yard field goal on October 24, 1999 against Philadelphia is the longest of his career, is tied for the second-longest by a Dolphin in the regular season and tied for the third-longest overall, including playoffs . . . With his 53-yarder the previous week at New England, Mare owns two of the five longest field goals in club history:

LONGEST FIELD GOALS BY A DOLPHIN

PLAYER	DATE	OPPONENT	DISTANCE
1. Pete Stoyanovich	11/12/89	at N.Y. Jets	59
2. Pete Stoyanovich	1/5/91	vs. Kansas City*	58
3. Garo Yepremian	10/22/72	vs. Buffalo	54
OLINDO MARE	10/24/99	VS. PHILADELPHIA	54
5. OLINDO MARE	10/17/99	AT NEW ENGLAND	53
Six other times			53

* Playoff game

PLAYER OF THE WEEK/MONTH: In 1999, Mare was selected as the AFC Special Teams Player of the Week on two occasions . . . He was cited for his performance in Miami's 31-30 victory over the Patriots in New England on October 17 . . . It was the first NFL weekly honor of his career and it marked the first time a Dolphins kicker had won such an award since Joe Nedney did it in week 16 of the 1996 season . . . He also was selected following Miami's 12-9 victory over San Diego on December 19 when his four field goals accounted for all of the Dolphins' points . . . In addition, Mare was named the AFC Special Teams Player of the Month for October during which time he posted 65 points on 20 of 21 field goals, including a long of 54 . . . During this five-game span, he accounted for at least three field goals in all five contests, including four in three outings . . . He is the first Dolphin ever to win AFC Special Teams Player of the Month honors . . .

POSTSEASON HONORS: Mare was voted to the first Pro Bowl of his career following the 1999 season . . . He joined fellow Dolphins, CB Sam Madison and LB Zach Thomas on the

team . . . The three selections marked Miami's most since the 1995 season when the club had four players chosen . . . Mare became the second Dolphins kicker ever to be selected, joining Garo Yepremian, who was a member of the AFC squad in 1978 . . . In addition, he became only the third Dolphins special teams player (now four) to be selected, along with P Reggie Roby, who made the AFC team in 1984 and 1989 . . . Mare was named a first-team All-Pro by the Associated Press, USA Today, The Sporting News, Football Digest, Pro Football Weekly, and College & Pro Football Newsweekly . . . Mare also was named the NFL Alumni Association's Special Teams Player of the Year for 1999 . . .

GAME HIGHLIGHTS - VS. ARIZONA (SEPT. 19): Scored 13 points by converting four of his five field goals and his only PAT . . . Hit on field goals of 39, 51, 48 and 44 yards . . . Missed from 42 yards away . . . His four field goals are tied for the second-highest total of his career and are tied for the third-most ever by a Dolphin in a game . . . The 51-yarder was a career-long at the time and now is the third-longest of his career . . . It was the first time in Mare's career that he converted three field goals of 40 yards or longer in a game . . .

VS. BUFFALO (OCT. 4): Notched 12 points as he connected on all four of his field goal attempts, from 30, 44, 26 and 26 yards away . . . The four field goals matched his single-game career-high at the time and now is tied for the second-best of his career and the third-most by a Dolphin . . .

AT INDIANAPOLIS (OCT. 10): Had his third straight game with four or more field goals, tying the NFL record also held by Boston's Gino Cappelletti (1964), the Jets' Jim Turner (1968), Houston's Al Del Greco (1993) and Minnesota's Fuad Reveiz (1994) . . . Hit field goals from 37, 27, 21 and 43 yards out, and accounted for 14 points on the day . . . His 43-yarder with 3:20 to play brought the Dolphins to within six points of the lead at 31-25, as Miami went on for a 34-31 victory . . .

AT NEW ENGLAND (OCT. 17): Posted a career-high 19 points on 6-6 field goals and 1-1 PATs . . . Connected from 20, 33, 45, 45, 41 and 53 yards out . . . His point total is the most-ever by a Dolphins kicker in a game, and is third-most overall, trailing only the 24 points accounted for by both Paul Warfield (vs. Detroit, 12/15/73) and Mark Ingram (vs. N.Y. Jets, 11/27/94) . . . His six field goals marked a new Dolphins single-game record, surpassing the old standard of five, first set by Garo Yepremian on September 26, 1971 at Buffalo . . . It also tied for the fourth-highest single-game total in NFL history, trailing only the seven accounted for by three different players . . . It was the fourth consecutive contest in which Mare converted four or more field goals, establishing a new NFL record . . . His 53-yard field goal is the second-longest of his career, is the tied for the fourth-longest in club history during the regular season, and tied for fifth overall, including playoffs . . . In addition, that 53-yard kick came with 2:45 to play and brought the Dolphins to within five points of the lead at 30-25, as they went on for a 31-30 victory . . . It was the first time in Mare's career that he connected on four field goals of 40 yards or longer, and the second time that he hit three or more from that distance . . .

VS. PHILADELPHIA (OCT. 24): Registered ten points on 3-3 field goals, as he made good from 37, 37 and 54 yards out, and 1-1 PATs . . . His final field goal in that game was a career-long 54-yarder, tying for the second-longest in Dolphins history during the regular season, and tied for third overall, including playoffs . . . In addition, it was the second-longest field goal in the NFL in 1999, trailing only a 55-yarder by Denver's Jason Elam . . . The 54-yarder also was his 17th consecutive successful field goal, establishing a new Dolphins record previously held by Garo Yepremian, who connected on 16 straight in 1978 (games 8-16) . . .

AT OAKLAND (OCT. 31): Scored ten points by hitting on 3-4 field goals and 1-1 PATs . . . Field goals came from 21, 34 and 44 yards away . . . Missed wide right on his third attempt of the game, a 46-yarder, snapping a string of 19 straight successful field goals, a new Dolphins record . . .

VS. NEW ENGLAND (NOV. 21): Converted both field goal attempts (19 and 23 yards) and all three PATs . . . It marked the 20th straight game dating back to 1998 that Mare had accounted for a field goal, tying Garo Yepremian's club record . . .

VS. INDIANAPOLIS (DEC. 5): Posted ten points on 2-2 field goals and 4-4 PATs . . . His second field goal in the game, a 32-yarder with 36 seconds to play, was his 31st of the season, tying Pete Stoyanovich's club single-season record that Stoyanovich had set in 1991 . . . The field goal also tied the game at 34-34, although the Colts went on for a 37-34 victory with a field goal on the last play of regulation . . .

AT N.Y. JETS (DEC. 12): Recorded eight points on 2-2 field goals and 2-2 PATs . . . Connected on field goals of 24 and 33 yards out . . . His first field goal of the game, a 24-yarder with 2:48 to play in the first quarter, was his 32nd of the season, breaking Pete Stoyanovich's club single-season field goal record of 31, which Stoyanovich had set in 1991 . . .

VS. SAN DIEGO (DEC. 19): Amassed 12 points on 4-4 field goals, as he hit from 32, 21, 30 and 31 yards out . . . His 30-yard field goal with 6:06 remaining in the game tied the game at 9-9, while his 31-yarder with 3:22 left provided the Dolphins with the winning margin in a 12-

9 victory . . . It was Mare's first game-winning kick of the season and the fifth of his career . . . The 31-yarder also was his 37th field goal of the year, tying the NFL single-season record for field goals, which was first set by Carolina's John Kasay in 1996 . . . Mare's first field goal of the game, a 32-yarder in the first quarter, gave him 124 points on the season, tying Pete Stoyanovich's club record for most in a season (1992) . . . His second field goal of the game, a 21-yarder in the second quarter, broke Stoyanovich's record . . .

VS. N.Y. JETS (DEC. 27): Was 1-2 on field goals and 4-4 PATs, for a total of seven points . . . His 37-yard field goal was his 38th of the season, eclipsing John Kasay's NFL single-season record of 37 field goals that Kasay set in 1996 . . .

PLAYOFFS: Appeared in both playoff games following the 1999 season . . . Registered nine points on 2-2 field goals and 3-3 PATs . . . Both field goals came in First-Round victory at Seattle (1/9), from 32 and 50 yards out . . . Two field goals are tied for the third-most ever by a Dolphin in a playoff game . . . The 50-yard field goal is the fourth-longest in Dolphins postseason history and is the longest by a Dolphin in the playoffs since Pete Stoyanovich hit a 51-yarder in the AFC Championship game on January 17, 1993 against Buffalo.

1998 — Played in all 16 regular season games and both playoff contests . . . Turned in an excellent sophomore season by converting 33 of his 34 PATs and 22 of his 27 field goals, including a long kick of 48 . . . Led the Dolphins and tied for tenth in the AFC in scoring with 99 points . . . Also punted three times for a 38.3-yard average with a long of 43 on the year . . . Accounted for two successful onside kicks on the season . . . Went through a stretch of seven games (7-13) where he connected on 14 consecutive field goals . . . On the year, 13 of his 72 kickoffs went for touchbacks, placing him in a tie for third in the AFC for touchbacks . . . Also registered four special teams tackles during the course of the season . . .

GAME HIGHLIGHTS: Notched seven points in Miami's 13-7 win vs. Buffalo (9/13) when he connected on both field goals (33 and 27 yards) and his only PAT . . . Hit his only field goal attempt at N.Y. Jets (10/4), from 46 yards out, marking his third-longest field goal of the season . . . Punted three times for 115 yards, a 38.3-yard average with a long of 43 in Monday night game at Jacksonville after punter Klaus Wilmsmeyer sustained a right groin strain . . . Hit on all four of his field goals vs. New England (10/25) . . . Those four field goals started a string in which he converted 14 consecutive field goals . . . In fact, accounted for all 12 of Miami's points in the club's 12-9 overtime victory . . . First field goal in that game was from 48 yards out, his longest of the season . . . Connected on a 25-yarder with 49 seconds left in regulation, tying the game at nine and sending it into overtime . . . Hit a 43-yard field goal 4:36 into the overtime period to give the Dolphins a 12-9 victory . . . It marked the fourth game-winning field goal of his career and his second in overtime . . . Was awarded a special teams game ball for his performance in the Patriots game . . . Connected on two of four field goals at Oakland (12/6) . . . Hit his first attempt of the game, a 25-yarder with 3:36 to play in the first quarter, extending his consecutive field goal streak to 14, two shy of Garo Yepremian's club record of 16 straight, which was established in 1978 . . . Missed wide right on a 46-yard attempt in the second quarter to end the streak at 14 . . . Had a successful onside kick in games vs. N.Y. Jets (12/13) and at Atlanta (12/27) . . . Appeared in both playoff games following the 1998 season . . . Connected on his only PAT and four of his five field goal attempts with a long of 40 . . . In First-Round victory over Buffalo (1/2/99), posted ten points on 1-1 PATs and 3-4 FGs . . . Three successful field goals tied a Dolphins playoff record also held by Uwe von Schamann, who kicked three field goals in Super Bowl XIX against San Francisco on January 20, 1985 . . . In the Bills game, he hit from 31, 40 and 23 yards out, while his miss was from 28 yards.

1997 — Played in all 16 games as first-year player . . . Led the Dolphins in scoring with 117 points, with 28 of 36 on field goal attempts and 33 of 33 on PATs . . . On the year, 21 of his 78 kickoffs went for touchbacks, the second-most touchbacks by a kicker in the AFC and tied for fourth in the NFL . . . Strong leg on kickoffs helped the Dolphins achieve a 23.9 for their opponents' average drive start, tied for first in the AFC and sixth in the NFL . . . Point total tied for fourth in the AFC and was tied for the fourth-highest single season scoring total ever by a Dolphin (now tied for fifth) . . . Mare's point total was the most ever by a Dolphins rookie or first-year player . . . In addition, Mare's 28 field goals was the highest single-season total for a rookie or first-year player in club history, surpassing the former mark of 22, achieved by Fuad Reveiz in 1985 . . . Mare's 28 field goals tied with Garo Yepremian (1971) for the third-highest single-season total in franchise history to that point (now fourth):

DOLPHINS KICKING RECORDS FOR ROOKIES OR FIRST-YEAR PLAYERS

MOST POINTS			MOST FIELD GOALS		
PLAYER	YEAR	POINTS	PLAYER	YEAR	FGs
1. OLINDO MARE	1997	117	1. OLINDO MARE	1997	28
2. Fuad Reveiz	1985	116	2. Fuad Reveiz	1985	22
3. Uwe von Schamann	1979	99	3. Uwe von Schamann	1979	21
4. Pete Stoyanovich	1989	95	4. Pete Stoyanovich	1989	19
5. Joe Nedney	1996	89	5. Joe Nedney	1996	18

GAME HIGHLIGHTS: Made his NFL debut in season opener vs. Indianapolis (8/31) and scored ten points, going three of three in field goals and hitting on his only PAT . . . Field goals were from 23, 34 and 19 yards out . . . Was called upon for punting duties after John Kidd sustained a right hamstring injury after his first punt of the game . . . Came on and punted five times for a 47.0-yard average with a long of 53 . . . Two of his punts were downed inside the five yard line . . . It marked the first time that a non-punter punted for the Dolphins since September 14, 1992 against Cleveland, when Pete Stoyanovich punted twice for 90 yards, replacing an injured Reggie Roby (knee) . . . The following week against Tennessee, scored ten points on three of four field goals, making good from 23, 22 and 29 yards out, and missing from 25 yards . . . Converted his only PAT . . . 29-yard field goal came with 2:15 elapsed in overtime to give the Dolphins a 16-13 victory . . . Was four of four in field goals, converting from 24, 31, 22 and 34 yards at Green Bay (9/14) . . . Four field goals marked the most ever by a Dolphins rookie or first-year player, and tied with eight others for the second-most overall at the time . . . Was one of two in field goals and hit both PATs vs. Kansas City (10/5) . . . Lone field goal was a 26-yarder with 5:40 remaining in the game to break a 14-14 tie, as the Dolphins held on for the 17-14 triumph . . . Converted only field goal attempt - from 25 yards away - and was three of three in PATs in Miami's 27-24 loss at New England (11/23) . . . Dolphins almost came back from a 27-3 third-quarter deficit in part due to a pair of successful onside kicks by Mare in the fourth quarter . . . Had another onside kick that was recovered by the Dolphins, but it was nullified due to a penalty . . . Tied his season-high with four field goals vs. Detroit (12/7), converting from 19, 33, 21 and 42 yards . . . Point total of 15 in that game was a season-best . . . 42-yard kick as time expired snapped a 30-30 tie and gave the Dolphins a 33-30 victory before an ESPN Sunday night national audience . . . In season finale vs. New England (12/22), made good from 50 and 41 yards, while missing from 51 yards . . . Marked the first 50-yard field goal of his career, and the only time in 1997 he hit on two field goals of 40 yards or longer . . . Was the first time a Dolphin had kicked a field goal of 50 yards or longer since December 17, 1995, when Pete Stoyanovich kicked a 50-yarder at Buffalo . . . It also was the third-longest field goal by a Dolphins rookie or first-year player, surpassed only by Pete Stoyanovich's 59-yard field goal on November 12, 1989 at the N.Y. Jets, and Uwe von Schamann's 53-yard field goal on October 21, 1979 at New England . . . Converted on his only field goal attempt - from 38 yards out - in First-Round Playoff loss at New England (12/28) . . . Did not attempt any PATs.

1996 - Spent his entire rookie season as a member of the New York Giants' practice squad . . . Signed with New York as an undrafted rookie free agent on May 2 . . . Was waived on August 25 and signed to the practice squad on August 27.

COLLEGE

Played his final two years at Syracuse (1994-95) after attending MacMurray College in Jacksonville, Ill. and Valencia Community College in Orlando, Fla., where he did not play football . . . In his two years at SU, hit on 15 of 24 field goals and 52 of 53 PATs . . . Was a second-team All-Big East choice as a senior for the Orangemen . . . Led the conference in scoring with 74 points and had 84.5 percent of his kickoffs travel into the end zone with 67.2 percent going for touchbacks . . . Converted 12-17 field goals including a long of 50, and 38-39 PATs . . . As a junior, 74 percent of his kickoffs went into the end zone, while 54 percent were not returned . . . Majored in speech communications.

PERSONAL

Married to Sandy, couple resides in Davie, Fla. . . . Attended Cooper City (Fla.) High School, minutes away from the Dolphins Training Facility . . . Lettered in football and soccer . . . Has participated in events benefiting the Cystic Fibrosis Foundation . . . Has assisted in building houses for Habitat for Humanity . . . Donated \$100 per successful field goal last season

totaling \$1,900 to the American Red Cross in support of the efforts following September 11th . . . Kicking shoe from his 1999 record-setting season and football representing record-breaking field goal are both on display at the Pro Football Hall of Fame . . . Was one of the Dolphins' representatives at the Cadillac NFL Golf Classic each of the past three years, and advanced to the final round twice . . . Also has participated in several CPT events . . . In 2000, he was honored with Florida Community College Distinguished Alumni Award . . . Full name is Olindo Franco Mare, born June 6, 1973 in Hollywood, Fla.

OLINDO MARE'S NFL REGULAR SEASON STATISTICS

YEAR	TEAM	G	PATS	FGs	PCT.	BLK	NET YDS.	AVG. MADE	LG	PTS
1997	Miami	16	33/33	28/36	.778	0	819	29.3	50	117
1998	Miami	16	33/34	22/27	.815	0	686	31.2	48	99
1999	Miami	16	27/27	39/46	.848	1	1364	35.0	54	144
2000	Miami	16	33/34	28/31	.903	0	994	35.5	49	117
2001	Miami	16	39/40	19/21	.905	0	592	31.2	46	96
5-YEAR TOTALS		80	165/168	136/161	.845	1	4455	32.8	54	573

OLINDO MARE'S NFL PLAYOFF STATISTICS

YEAR	TEAM	G	PATS	FGs	PCT.	BLK	NET YDS.	AVG. MADE	LG	PTS
1997	Miami	1	0/0	1/1	1.000	0	38	38.0	38	3
1998	Miami	2	1/1	4/5	.800	0	116	29.0	40	13
1999	Miami	2	3/3	2/2	1.000	0	82	41.0	50	9
2000	Miami	2	2/2	1/2	.500	0	38	38.0	38	5
2001	Miami	1	0/0	1/1	1.000	0	33	33.0	33	3
PLAYOFF TOTALS		8	6/6	9/11	.818	0	307	34.1	50	33

ADDITIONAL STATS

Special Teams Tackles: 1 in 1997, 4 in 1998, 4 in 1999, 3 in 2000 for total of 12

Punting: 5 for 235 yards, 47.0 avg., long 53, 2 IN20, 0 TBs in 1997, 3 for 115 yards, 38.3 avg., long 43, 1 IN20, 1 TB in 1998, 1 for 36 yards in 1999 for total of 9 for 386 yards, 42.9 avg., long 53, 3 IN20, 1 TB

FIELD-GOAL ACCURACY

YEAR	TEAM	1-19	20-29	30-39	40-49	50-PLUS	TOTALS	PCT.
1997	Miami	2/2	14/15	8/10	3/6	1/3	28/36	.778
1998	Miami	0/0	12/13	5/5	5/7	0/2	22/27	.815
1999	Miami	1/1	9/9	17/17	9/14	3/5	39/46	.848
2000	Miami	0/0	7/8	9/10	12/13	0/0	28/31	.903
2001	Miami	1/1	8/8	8/8	2/4	0/0	19/21	.905
5-YEAR TOTALS		4/4	50/53	47/50	31/44	4/10	136/161	.845
PLAYOFF TOTALS		0/0	2/3	5/6	1/1	1/1	9/11	.818

KICKING SURFACES

YEAR	TEAM	HOME (GRASS)	HOME PCT.	AWAY TOTAL	AWAY PCT.	AWAY GRASS	AWAY TURF	TOTALS ALL GAMES
1997	Miami	17/20	.850	11/16	.688	8/10	3/6	28/36
1998	Miami	13/14	.929	9/13	.692	5/8	4/5	22/27
1999	Miami	21/24	.875	18/22	.818	11/12	7/10	39/46
2000	Miami	13/13	1.000	15/18	.833	7/10	8/8	28/31
2001	Miami	9/11	.818	10/10	1.000	4/4	6/6	19/21
5-YEAR TOTALS		73/82	.890	63/79	.797	35/44	28/35	136/161
PLAYOFF TOTALS		5/7	.714	4/4	1.000	2/2	2/2	9/11

(**Bold** indicates FG Made)

1997 KICKING

Indianapolis, 8/31 (**23, 34, 19**); Tennessee, 9/7 (**25, 23, 22, 29**); at Green Bay, 9/14 (**24, 31, 22, 34**); at Tampa Bay, 9/21 (**47**); Kansas City, 10/5 (**41, 26**); at N.Y. Jets, 10/12 (**23, 30**); at Baltimore, 10/19 (**23**); Chicago, 10/27 (0 att.); at Buffalo, 11/2 (**32, 27, 35**); N.Y. Jets, 11/9 (**21**); Buffalo, 11/17 (**37, 30, 35**); at New England, 11/23 (**25**); at Oakland, 11/30 (**28, 42, 44**); Detroit, 12/7 (**19, 33, 21, 42**); at Indianapolis, 12/14 (**50**); New England, 12/22 (**50, 41, 51**). PLAYOFFS: at New England, 12/28 (**38**).

1998 KICKING

at Indianapolis, 9/6 (**21, 51**); Buffalo, 9/13 (**33, 27**); Pittsburgh, 9/20 (0 att.); at N.Y. Jets, 10/4 (**46**); at Jacksonville, 10/12 (**54**); St. Louis, 10/18 (0 att.); New England, 10/25 (**48, 38, 25, 43**); at Buffalo, 11/1 (**38**); Indianapolis, 11/8 (**21, 23**); at Carolina, 11/15 (**22, 22**); at New England, 11/23 (**21**); New Orleans, 11/29 (**27, 32, 34**); at Oakland, 12/6 (**25, 46, 43, 47**); N.Y. Jets, 12/13 (**24**); Denver, 12/21 (**28, 42**); at Atlanta, 12/27 (**26**). PLAYOFFS: Buffalo, 1/2/99 (**31, 40, 26, 23**); at Denver, 1/9/99 (**22**).

1999 KICKING

at Denver, 9/13 (**37**); Arizona, 9/19 (**39, 51, 48, 44, 42**); Buffalo, 10/4 (**30, 44, 26, 26**); at Indianapolis, 10/10 (**37, 27, 21, 43**); at New England, 10/17 (**20, 33, 45, 45, 41, 53**); Philadelphia, 10/24 (**37, 37, 54**); at Oakland, 10/31 (**21, 34, 46, 44**); Tennessee, 11/7 (**43, 46**); at Buffalo, 11/14 (**30**); New England, 11/21 (**19, 23**); at Dallas, 11/25 (**52, 47, 47**); Indianapolis, 12/5 (**31, 32**); at N.Y. Jets, 12/12 (**24, 33**); San Diego, 12/19 (**32, 21, 30, 31**); N.Y. Jets, 12/27 (**54, 37**); at Washington, 1/2/00 (**39**). PLAYOFFS: at Seattle, 1/9/00 (**32, 50**); at Jacksonville, 1/15/00 (0 att.).

2000 KICKING

Seattle, 9/3 (**48, 25, 30**); at Minnesota, 9/10 (0 att.); Baltimore, 9/17 (**42, 41**); New England, 9/24 (**43**); at Cincinnati, 10/1 (**40**); Buffalo, 10/8 (**30, 33**); at N.Y. Jets, 10/23 (**28, 42, 36, 44**); Green Bay, 10/29 (0 att.); at Detroit, 11/5 (**40, 38, 41**); at San Diego, 11/12 (**35**); N.Y. Jets, 11/19 (**47**); at Indianapolis, 11/26 (**28**); Buffalo, 12/3 (**32, 31, 20, 26**); Tampa Bay, 12/10 (**35, 23**); Indianapolis, 12/17 (**25, 31**); at New England, 12/24 (**47, 47, 28, 49**). PLAYOFFS: Indianapolis, 12/30 (**38, 38**); at Oakland, 1/6/01 (0 att.).

2001 KICKING

at Tennessee, 9/9 (**37**); Oakland, 9/23 (**27**); at St. Louis, 9/30 (**26**); New England, 10/7 (**19, 34, 27**); at N.Y. Jets, 10/14 (**26**); at Seattle, 10/28 (**46**); Carolina, 11/4 (**36, 45, 29**); at Indianapolis, 11/11 (**31, 31**); N.Y. Jets, 11/18 (**42**); at Buffalo, 11/25 (**25, 39**); Denver, 12/2 (**0**); Indianapolis, 12/10 (**0**); at San Francisco, 12/16 (**0**); at New England, 12/22 (**36, 36**); Atlanta, 12/30 (**0**); Buffalo, 1/6 (**22, 49, 20**). PLAYOFFS: Baltimore, 1/13 (**33**).

SINGLE-GAME HIGHS

Most Field Goals Made:

- 6 at New England, 10/17/99
- 4 at Green Bay, 9/14/97
- 4 vs. Detroit, 12/7/97
- 4 vs. New England (OT), 10/25/98
- 4 vs. Arizona, 9/19/99
- 4 vs. Buffalo, 10/4/99
- 4 at Indianapolis, 10/10/99
- 4 vs. San Diego, 12/19/99
- 4 at Buffalo, 12/3/00

Most Field Goal Attempts:

- 6 at New England, 10/17/99
- 5 vs. Arizona, 9/19/99
- 4, 12 times (last at New England, 12/24/00)

Longest Field Goals Made:

- 54 vs. Philadelphia, 10/24/99
- 53 at New England, 10/17/99
- 51 vs. Arizona, 9/19/99
- 50 vs. New England, 12/22/97
- 49 at New England, 12/24/00

Longest Field Goal Attempts:

- 54 at Jacksonville, 10/12/98
- 54 vs. Philadelphia, 10/24/99
- 54 vs. N.Y. Jets, 12/27/99
- 53 at New England, 10/17/99
- 52 at Dallas, 11/25/99

Most PATs Made:


- 5 at Denver, 9/13/99
- 5 vs. Indianapolis, 12/10/01
- 4, 11 times (last: vs. Buffalo, 1/6/02)

Most PAT Attempts:

- 6 vs. Indianapolis, 12/10/01
- 5 at Denver, 9/13/99
- 4, 11 times (last: vs. Buffalo, 1/6/02)
- 19 at New England, 10/17/99
- 15 vs. Detroit, 12/7/97
- 15 at Buffalo, 12/13/00
- 14 at Indianapolis, 10/10/99
- 13 vs. Arizona, 9/19/99
- 13 at N.Y. Jets, 10/23/00

Most Points:



*Playoff Game

	BROCK MARION	
	Safety	
5-11 • 200 Born: 6/11/70 College: Nevada '93 Acquired: UFA (Dall.), 1998 Signed Through: 2006 NFL: Tenth Season • Dolphins: Fifth Season		

PRO CAREER

2001 — Re-signed with the Dolphins to a two-year contract on June 9, 2001 . . . Was released by the team on February 28, 2002, before being re-signed to a five-year contract on March 9, 2002 . . . Underwent successful surgery on March 13, 2002 to remove loose bodies and debride a chondral lesion in his right knee . . . Chief Team Physician Dr. George Caldwell performed the surgery at Holy Cross Hospital in Ft. Lauderdale . . . Started all 15 games in which he played at free safety in 2001, was inactive for one . . . Finished third on the team with 97 total tackles (66 solo) . . . Snared a team-high five interceptions for 227 yards in returns and two touchdowns . . . All five INTs occurred over the final seven games of the season . . .

Also defended seven passes, recovered a fumbled and forced two fumbles . . . Part of the NFL's top-ranked pass defense, one which yielded an average of 176.8 yards per contest . . . Returned 17 kickoffs for a 21.8-yard average with a long of 55 on the year as well . . . Was a first-alternate at safety for the AFC Pro Bowl squad . . . Yardage total on interceptions is the second-highest single-season figure in club history, just three yards shy of the 230 yards that Dick Anderson produced in 1968 on eight returns . . . Two returns for touchdowns are tied with four others for the most in a season and they are tied with ten others for the third-highest total in a career . . . In opener at Tennessee (9/9), returned four kickoffs for a 32.5-yard average, including a season-long 55-yarder . . . His average in the Titans game is the second-highest of his career, while his 55-yard return is the third-longest . . . Posted eight tackles, a pass defended and a forced fumble in 18-15 win vs. Oakland (9/23) . . . Was inactive at Seattle (10/28) with a left calf strain . . . That ended Marion's streak of having started and played in 69 straight league games dating back to 1997 . . . Prior to the Seahawks contest, the most recent game that Marion had missed was in the 1996 season finale as a member of the Cowboys, when he sat out at Washington on December 22 with a fractured left scapula . . . First interception of the year came at Buffalo (11/25) when he picked off an Alex Van Pelt pass and returned it 23 yards . . . Had best game of the year in 41-6 Monday night win vs. Indianapolis (12/10) . . . Tied for team-lead with ten tackles . . . Picked off a pair of Peyton Manning passes that he returned a total of 78 yards, marking the first multiple interception game of his NFL career . . . Also had a forced fumble and a fumble recovery on the same play when the punched the ball loose from Ken Dilger following a 13-yard reception and then recovered at the Colts' 44 . . . For his performance, was named AFC Defensive Player of the Week . . .

	FINS FACT	
Brock's father, Jerry, lettered as a wide receiver at the University of Wyoming from 1964-66 and went on to play one year (1967) with the Pittsburgh Steelers.		

Collected a season-high 13 tackles at San Francisco (12/16) . . . In 21-14 win over Atlanta (12/30), intercepted a Chris Chandler pass and returned it 26 yards for his first touchdown as a Dolphin and the second of his career . . . It occurred with 59 seconds to play in the first quarter and tied at the game at 7-7 . . . It was his first score since December 25, 1995 at Arizona as a member of the Cowboys, when he picked off a Dave Krieg pass and brought it back 32 yards for a score . . . A week later, in season-ending win vs. Buffalo (1/6/02), snared a Travis Brown pass at the goal-line on the final play of the game and went the distance for his second touchdown in as many weeks . . . The 100-yard return is the second-longest in Dolphins history, trailing only the 103-yarder for a score by Louis Oliver on October 4, 1992 at Buffalo (Jim Kelly) . . .

INTERCEPTION RETURN YARDAGE: In 2001, Marion accumulated 227 interception return yards, the second-highest single-season total in club history, trailing only the 230 yards by Dick Anderson in 1968 (8 returns):

MOST INTERCEPTION RETURN YARDS IN A SEASON BY A DOLPHIN

PLAYER	YEAR	YARDS	INTS	AVG.
1. Dick Anderson	1968	230	8	28.8
2. BROCK MARION	2001	227	5	45.4
3. Louis Oliver	1992	200	5	40.0
4. Jimmy Warren	1966	198	5	39.6
5. Dick Anderson	1970	191	8	23.9

In his four-year career with the Dolphins, Marion has amassed 329 return yards on 12 interceptions, ninth on the Dolphins' career list . . . With 71 more, he would become just the fourth player in team history to record 400 or more interception return yards . . .

MOST INTERCEPTION RETURN YARDS IN A CAREER BY A DOLPHIN

PLAYER	YEAR	YARDS	INTS	AVG.
1. Dick Anderson	1968-77	792	34	23.3
2. Louis Oliver	1989-93; 1995-96	569	24	23.7
3. Jake Scott	1970-75	425	35	12.1
4. Glenn Blackwood	1979-87	398	29	13.7
5. Sam Madison	1997-01	379	23	16.5
6. Gerald Small	1978-83	378	23	16.4
7. William Judson	1982-89	368	24	15.3
8. Terrell Buckley	1995-99	350	22	15.9
9. BROCK MARION	1998-01	329	12	27.4
10. J.B. Brown	1989-96	293	16	18.3

In addition, his career return average of 27.4 is the highest of any player in Dolphins history with more than two interceptions in a career (64 players) and is second among players with more than one interception in a career (81 players), trailing only the 31.5-yard average by Rusty Chambers (2-63 yards) . . .

INTERCEPTION TOUCHDOWNS: Marion returned two of his five interceptions in 2001 for a touchdown, tied with four others for the most in club history:

MOST INTERCEPTION RETURNS FOR TOUCHDOWNS BY A DOLPHIN IN A SEASON

PLAYER	YEAR	NO.	YDS.
1. Bill Stanfill	1969	2	15, 17
Dick Anderson	1973	2	27, 38
Mike Kozlowski	1983	2	35, 38
Zach Thomas	1998	2	17, 1
BROCK MARION	2001	2	26, 100

That figure also is tied with ten others for third-most ever by a Dolphin in a career . . .

MOST INTERCEPTION RETURNS FOR TOUCHDOWNS BY A DOLPHIN IN A CAREER

PLAYER	YEARS	NO.
1. Zach Thomas	1996-01	4
2. Dick Anderson	1968-77	3
3. BROCK MARION	1998-01	2
Ten other players		2

KICKOFF RETURNS: In his career with the Dolphins, Marion has returned 107 kickoffs for 2,517 yards, a 23.5-yard average with a long of 93 . . . This average is the third-highest in club history, trailing only Mercury Morris (26.5) and Fulton Walker (23.9) . . . In addition, his yardage total also is the third-highest in team annals, trailing only Morris (2,947) and Walker (2,944) . . . His 107 returns are in third place as well, behind Walker (123) and Morris (111) . . .

MIAMI DOLPHINS ALL-TIME LEADERS IN KICKOFF RETURN AVERAGE

PLAYER	YEAR	NO.	YARDS	AVG.	LG	TD
1. Mercury Morris	1969-75	111	2947	26.5	105t	3
2. Fulton Walker	1981-85	123	2944	23.9	90t	1
3. BROCK MARION	1998-01	107	2517	23.5	93	0

PLAYER OF THE WEEK: Was named the AFC Defensive Player of the Week for games played December 9-10, 2001 for his performance vs. Indianapolis on December 10 . . . It was Marion's first Player of the Week Award in his nine-year NFL career . . . He was the second Dolphin to earn Defensive Player of the Week accolades in 2001, joining linebacker Zach Thomas, who was cited following the Dolphins' 31-23 season-opening win at Tennessee on September 9 . . . Marion earned the AFC Defensive honor when he recorded ten tackles against the Colts and had two interceptions for 78 yards in returns, a fumble recovery and a forced fumble . . . He had three of the Dolphins' season-high four takeaways in that contest, and those three resulted in a total of 14 Dolphin points . . . In the second quarter, Marion picked off a Peyton Manning pass and returned it 37 yards to the Colts' 8, leading to a two-yard TD pass from Jay Fiedler to Chris Chambers three plays later, putting Miami ahead 14-0 . . . Marion's 41-yard interception return to the Colts' 13 in the fourth quarter was converted into a nine-yard scoring pass from Fiedler to Oronde Gadsden two plays afterward . . .

PLAYER OF THE MONTH: Was named AFC Defensive Player of the Month for December 2001/January 2002 . . . It was Marion's first Player of the Month award in his career . . . It marked the sixth time a Dolphin had been named AFC Defensive Player of the Month, and he was the first Dolphin defensive back ever to earn that honor . . . In six games in that span, Marion recorded 52 tackles and intercepted four passes for 204 yards in returns, including two touchdowns . . . Had two interceptions of Peyton Manning on December 10 vs. Indianapolis, intercepted a Chris Chandler pass and returned it 26 yards for a touchdown on December 30 vs. Atlanta, and returned a Travis Brown interception 100 yards for a touchdown on January 6 vs. Buffalo . . .

PLAYOFFS: Started First-Round Playoff game vs. Baltimore (1/13/02) . . . Was credited with eight tackles (4 solo) . . . Also returned five kickoffs for a 23.0-yard average with a long of 32 . . . In his career, has played in 14 playoff contests, starting ten of them . . . Has amassed 70 total tackles (45 solo), three interceptions, five passes defended and a fumble recovery . . . Has also posted ten special teams tackles, and returned 16 kickoffs for a 21.8-yard average with a long of 47.

2000 – Underwent surgery prior to the season, on April 3, 2000, to remove a cyst from the back of his left knee . . . The surgery was performed by Dr. John Uribe at HealthSouth Doctor's Hospital in Coral Gables . . . Also had surgery on May 16 for an arthroscopic debridement of his left knee . . . That surgery, which involved the removal of loose bodies from a chondral lesion in his left knee, was performed by Dr. Uribe at HealthSouth Doctor's Hospital . . . Was voted to the first Pro Bowl of his career . . . Started all 16 regular season games at free safety in 2000, the fourth straight year in which he opened all 16 regular season contests . . . Led the team in 2000 with 109 total tackles (85 solo) . . . Also intercepted five passes, defended nine more and recovered a fumble . . . Part of a defense that registered an NFL-high 28 interceptions . . . Part of a defensive backfield in which all four starters recorded at least five interceptions, as the Dolphins became the first NFL team since the 1981 Tampa Bay Buccaneers to have at least four players with five or more interceptions in the same season . . . Returned 22 kickoffs for a 23.3-yard average with a long of 47 on the year . . . Also blocked

a punt on special teams . . . Kickoff return average tied for eighth in the AFC . . . First interception of the year came in season-opener vs. Seattle (9/3), when he picked off a Jon Kitna pass as the Dolphins recorded a 23-0 victory . . . Tallied ten tackles the following week at Minnesota (9/10), when he accounted for his second interception in as many games by snaring a Daunte Culpepper pass and returning it 14 yards . . . Topped the team's tackle chart with 11 stops in Monday night game at N.Y. Jets (10/23) . . . In that contest, also returned seven kickoffs for 193 yards, a 27.6 average . . . Had a season-long return of 47 yards to the Jets' 46 in the fourth quarter, which was immediately followed by a Jay Fiedler to Leslie Shepherd touchdown pass on the next play . . . Seven returns tied a club single-game record which had been accomplished four previous times, including once by Marion . . . Yardage total is the second-highest single-game figure in club annals, trailing only the record of 204 yards by Gene Milton on September 21, 1968 against Oakland . . . Had eight tackles the week afterwards vs. Green Bay (10/29), when he intercepted a Brett Favre pass and returned it a season-long 24 yards . . . Recorded nine tackles in addition to his fourth interception of the year as he picked off a Stoney Case pass at Detroit (11/5) . . . At Indianapolis (11/26), had eight tackles and two passes defended, including an interception of a Peyton Manning pass that he returned 19 yards . . . The pick came with 2:56 to play in the game, and ended a Colts drive that was at the Dolphins' 30 . . . Following the return, the Dolphins embarked on a nine-play, 86-yard drive which ended with a 17-yard TD pass from Damon Huard to Oronde Gadsden with 1:10 to play, giving Miami a 17-14 victory . . . Had seven tackles and a fumble recovery in season-ending win at New England (12/24), which clinched the AFC East title for the Dolphins . . . Recovered a fumble by Patriots' TE Jermaine Wiggins in the end zone for a touchback after he was stripped of the ball by Derrick Rodgers . . . Also blocked a Lee Johnson punt in the game, which was recovered by Twan Russell at the Patriots' 9 and led to a Lamar Smith one-yard TD run two plays later . . . It was the first blocked punt of Marion's career and the first blocked punt by a Dolphin since Kirby Dar Dar blocked a Reggie Roby punt on November 17, 1996 at Houston . . . Started both playoff games following the 2000 season at free safety . . . Posted 11 tackles (10 solo), including seven in First-Round victory over Indianapolis (12/30) . . .

POSTSEASON HONORS: Was voted as a reserve to the AFC Pro Bowl squad, the first Pro Bowl of his career . . . Was one of seven Dolphins selected, the most representatives by Miami since the team had eight in 1984 . . . In addition, was selected to the Pro Football Weekly All-AFC team.

1999 — Started all 16 regular season games at free safety . . . Tied for second on the team with 100 total tackles (66 solo), marking the third straight year and fourth time in the last five seasons that he attained the 100-tackle plateau . . . Recorded one sack, two interceptions for 30 yards in returns, one fumble recovery and seven passes defended . . . Also returned 62 kickoffs for 1,524 yards, a 24.6-yard average, with a long of 93 . . . Kickoff return average tied for second in the AFC and seventh in the NFL . . . The 62 returns established a new club single-season record, surpassing the old mark of 45, achieved by both Tony Nathan (1979) and Lorenzo Hampton (1985) . . . His 1,524 return yards also was a Dolphins single-season best, surpassing the old record of 1,136 yards, attained by Mercury Morris in 1969 . . . Of his 62 returns in 1999, six went for 35 yards or longer, including three of 50 yards or longer . . . Added one tackle on special teams during the course of the season . . . Recorded five tackles and intercepted a Jake Plummer pass in win vs. Arizona (9/19) . . . The interception was his first as a Dolphin in the regular season and was his first in the regular season since December 25, 1995, as a member of the Dallas Cowboys when he returned an interception 32 yards for a touchdown against Arizona . . . Also returned five kickoffs for a 23.8-yard average with a long of 50 in the Cardinals game . . . Had five tackles and a pass defended vs. Buffalo (10/4) . . . Also brought back four kickoffs for a 39.3-yard average, including a career-long 93-yard return, setting up the Dolphins' only touchdown of the game . . . It was the longest kickoff return by a Dolphin since Marc Logan's 97-yard return for a touchdown on October 1, 1989 at Houston . . . Fielded five kickoffs for a 28.2-yard average with a long of 58 at New England (10/17) . . . Posted seven tackles, including his only sack of the season, vs. Philadelphia (10/24) . . . Had a season-high nine tackles, to go along with two passes defended, at Buffalo (11/14) . . . Intercepted a Drew Bledsoe pass that he returned 28 yards vs. New England (11/21) . . . Matched his season-high with nine tackles at Dallas (11/25) . . . Had seven tackles and a fumble recovery vs. San Diego (12/19) . . . Fumble recovery came following a Rich Owens sack of Jim Harbaugh with 5:47 to play and led to Olindo Mare's game-winning field goal in a 12-9 victory . . . Returned six kickoffs for a 25.2-yard average with a long of 40 vs. N.Y. Jets (12/27) . . . Started both playoff games following the 1999 season at free safety . . . Finished fourth on the team with nine total tackles (six solo) . . . Also had one interception for a 31-yard return, and returned seven kickoffs for 178 yards, a 25.4-yard average, with a long of 47 . . .

Had seven tackles in First-Round victory at Seattle (1/9/00), when he picked off a Jon Kitna pass and returned it 31 yards . . . Also returned three kickoffs for a 29.3-yard average with a long of 47 in the Seahawks game.

1998 – Signed a three-year contract with Miami as an Unrestricted Free Agent from Dallas on March 3, 1998 . . . Started all 16 regular season games and both playoff contests at free safety in his first season with the Dolphins . . . Finished the regular season with 112 total tackles (89 solo), two passes defended, a fumble recovery and two forced fumbles . . . Tackle total ranked second on the team and was first among defensive backs . . . It also marked the second straight year and third time in the last four seasons that he reached the 100-tackle plateau . . . Also returned six kickoffs for an 18.2-yard average with a long of 28 . . . Made his Dolphins debut at Indianapolis (9/6) and registered 11 tackles, a pass defended and a fumble recovery . . . Led Miami with 11 tackles at N.Y. Jets (10/4) . . . Tied for team-lead with nine tackles and also forced a fumble vs. Indianapolis (11/8) . . . Had five tackles and a pass defended at Carolina (11/15), as the Dolphins held the Panthers to just 148 net passing yards and no touchdowns in a 13-9 victory . . . Was awarded a defensive game ball for his performance in that game . . . Led team with a season-high 13 stops vs. N.Y. Jets (12/13) . . . Started both playoff games following the 1998 season at free safety . . . Finished second on the team with 17 total tackles (14 solo) . . . Also had an interception and a fumble recovery . . . Posted five tackles, an interception and a fumble recovery in First-Round Playoff win vs. Buffalo (1/2/99) . . . Interception occurred when he picked off a Doug Flutie pass and returned it 19 yards . . . It marked the second interception of his career during the playoffs and was the only one by the Dolphins in the 1998 postseason . . . Also recovered a fumble when Terrell Buckley stripped the ball from Eric Moulds following a 65-yard reception to the Dolphins' 18, and Marion returned the loose ball 17 yards to the Dolphins' 29 . . . Totaled a personal playoff best 12 tackles in Divisional contest at Denver (1/9/99).

1997 – Started all 16 games at free safety for Dallas and led the team with a career-high 158 total tackles (92 solo) . . . Added seven passes defended, a fumble recovery and nine stops on special teams . . . Also returned ten kickoffs for a 31.1-yard average with a long of 49 . . . Led or tied for the team-lead in tackles on six occasions during the course of the season, and tallied double-digit tackle totals eight times . . . Tied for team-lead with six tackles in season opener at Pittsburgh (8/31) . . . Also defended three passes and returned a fumble 13 yards that set up a field goal . . . Tied for second on squad with nine stops vs. Philadelphia (9/15) . . . Also had a season-long 49-yard kickoff return in the Eagles contest . . . Earned a game ball when he posted a team-best 11 tackles vs. Chicago (9/28) . . . Led club with ten tackles at N.Y. Giants (10/5) . . . Tied for team-lead with eight tackles vs. Jacksonville (10/19), when he also was credited with three tackles on special teams . . . Was second on club with 14 tackles at Philadelphia (10/26), when he also played some at outside linebacker in the Dallas 45 and nickel defenses . . . Also had a 47-yard kickoff return to open the game . . . Led team with 13 tackles at San Francisco (11/2) . . . Added a 46-yard kickoff return vs. Washington (11/16) . . . Topped club with a career-high 19 tackles at Green Bay (11/23) . . . It marked the third-highest single-game total in team history, and with 14 solo stops, was the second-best total in that category.

1996 – Started all ten games in which he played at free safety . . . Missed each of the final six regular season games and both playoff contests with a fractured left scapula . . . Finished fifth on the squad with 77 total tackles (44 solo) . . . Also knocked down five passes and recovered a fumble . . . On special teams, registered six tackles and returned three kickoffs for a 22.7-yard average with a long of 37 . . . Opened the season with eight tackles at Chicago (9/2), when he also returned a fumble 45 yards from his own goal line to set up a field goal . . . Recorded 10 stops vs. Indianapolis (9/15) . . . Amassed a season-high 15 tackles at Buffalo (9/22), which marked a career-best to that point . . . Made six tackles in the first half at San Francisco (11/10) before sustaining a fractured left scapula . . . Was placed on Injured Reserve on December 24.

1995 – Started all 16 regular season games and each of Dallas' three playoff contests . . . Finished with 114 total tackles (74 solo), a career-high six interceptions for 40 yards and a touchdown, 13 passes defended and a forced fumble . . . Also recorded 13 tackles on special teams, and returned one kickoff for 16 yards . . . Interception total tied for the team-lead, along with Larry Brown, and tied for fifth in the NFL . . . Tackle figure was second on the club . . . Had seven tackles and an interception in season-opener at N.Y. Giants (9/4) . . . Recorded 11 tackles the following week vs. Denver (9/10) . . . Came up with his second interception of the year, vs. Arizona (9/24), when he also tallied five tackles and a forced fumble . . . Stopped a

potential score with an interception in the end zone at San Diego (10/15) . . . Matched a season-high with 11 tackles vs. San Francisco (11/12) . . . Broke up a career-best four passes the following week at Oakland (11/19), when he also intercepted a pass that led to a field goal . . . Interception vs. N.Y. Giants (12/17) helped set up a Dallas field goal . . . Also made ten tackles in that contest . . . Intercepted a Dave Krieg pass and raced 31 yards for his first career touchdown in season finale at Arizona (12/25) . . . In three postseason games, registered 14 tackles, an interception and two passes defended . . . Also came up with four special teams tackles and returned one kickoff for 13 yards . . . Interception occurred on the final play of Super Bowl XXX in Dallas' 27-17 victory over Pittsburgh, when he picked off a Neil O'Donnell pass.

1994 – Played in 14 regular season contests, including one start, and appeared in both playoff games . . . Finished with 29 tackles (21 solo), an interception, three passes defended and a forced fumble . . . Added a career-high 23 special teams tackles, which tied for second on the squad . . . Also brought back two kickoffs for 39 yards with a long of 21 . . . Made first NFL start, vs. Houston (9/11), and recorded five tackles and a pass defended . . . Had first career sack, in addition to four tackles and a forced fumble, vs. N.Y. Giants (11/7), when he earned a game ball . . . Only interception of the season came against Washington (11/20), when he also registered four stops on special teams . . . Was inactive for each of the last two regular season games (at New Orleans 12/19 and at N.Y. Giants 12/24) while recovering from fractured ribs sustained against Cleveland (12/10) . . . Appeared in both playoff games . . . Posted nine tackles, to go along with a pass defended, in Divisional game vs. Green Bay (1/8/95) . . . Also earned NFL Special Teams Player of the Week honors for his performance in the Cowboys' 35-9 win over the Packers by recording three tackles.

1993 – Played in 15 regular season games and two playoff contests in rookie season, all in a reserve role . . . Posted 16 tackles (11 solo), an interception, three passes defended, two forced fumbles and a fumble recovery on defense, where he played as a linebacker in nickel situations . . . Was third on the team during the regular season with 19 special teams tackles . . . Recorded a season-high five tackles at Atlanta (11/21) . . . First career interception came against Miami on Thanksgiving Day (11/25), picking off a Steve DeBerg pass and returning it two yards . . . Finished the game with five tackles, a forced fumble and a pass defended . . . Earned a special teams game ball at N.Y. Jets (12/18) when he led team with four tackles and recovered a fumbled punt . . . Deflected a punt in NFC East clinching victory at N.Y. Giants (1/2/94) . . . Saw action in two of Dallas' three playoff games, and registered one tackle on defense and three on special teams . . . Also returned two kickoffs for 28 yards with a long of 14 . . . Seventh-round draft choice (196th overall) of Dallas in 1993.

COLLEGE

Was a four-year starter at the University of Nevada (1989-92) . . . Played cornerback each of his first three seasons before being moved to strong safety for his senior season . . . Concluded his career with 303 tackles, 13 interceptions and 44 passes defended . . . Was a three-time all-conference selection . . . Earned All-Big Sky accolades twice and All-Big West honors once . . . Led the Wolf Pack secondary in tackles all four years, during which time the team won three straight conference titles, participated in the NCAA I-AA playoffs twice and received a bid to the Las Vegas Bowl . . . Majored in interior design.

PERSONAL

Married to Keri . . . Couple has four daughters, Brianna (8/9/93), Olivia (1/5/96), Hannah (7/30/99) and Gennavieve (12/12/00), and two sons, Brock Jr. (3/14/97) and Luke (4/10/02) . . . Earned nine varsity letters in football, basketball and track at West High School in Bakersfield, Calif. . . . Was an all-state selection following his senior season when he led the state with 13 interceptions . . . Has participated in fund-raising events for the Cystic Fibrosis Foundation . . . Along with other Dolphins defensive backs, has been part of the "Prudential No Passing Zone" program, which in conjunction with Prudential, has helped 2,300 children from the Broward Boys & Girls Clubs attend Dolphins home games . . . Created his own program called "Tackles For Hunger" in which he donated \$75 for every tackle he made to the Daily Bread Food Bank . . . Also was part of a defensive backfield that won the team's Community Service Award for 1999 . . . Father, Jerry, played wide receiver with the Pittsburgh Steelers in 1967 . . . Full name is Brock Elliott Marion, born June 11, 1970, in Bakersfield, Calif.

BROCK MARION'S NFL REGULAR SEASON STATISTICS

YEAR	TEAM	G-S	TACK.	ASST.	TOTAL	FUM. REC.	INT.	YDS.	LG	TD
1993	Dallas	15-0	11	5	16	1	1	2	2	0
1994	Dallas	14-1	21	8	29	0	1	11	11	0
1995	Dallas	16-16	74	40	114	0	6	40	32t	1
1996	Dallas	10-10	44	33	77	1	0	0	0	0
1997	Dallas	16-16	92	66	158	1	0	0	0	0
1998	Miami	16-16	89	23	112	1	0	0	0	0
1999	Miami	16-16	66	34	100	1	2	30	28	0
2000	Miami	16-16	85	24	109	1	5	72	24	0
2001	Miami	15-15	66	31	97	1	5	227	100t	2
8-YEAR TOTALS		134-106	548	264	812	7	20	382	100t	3
MIAMI TOTALS		63-63	306	112	418	4	12	329	100t	2

BROCK MARION'S NFL PLAYOFF STATISTICS

YEAR	TEAM	G-S	TACK.	ASST.	TOTAL	FUM. REC.	INT.	YDS.	LG	TD
1993	Dallas	2-0	0	1	1	0	0	0	0	0
1994	Dallas	2-0	5	5	10	0	0	0	0	0
1995	Dallas	3-3	6	8	14	0	1	0	0	0
1996	Dallas	INJURED RESERVE (fractured left scapula)								
1998	Miami	2-2	14	3	17	1	1	19	19	0
1999	Miami	2-2	6	3	9	0	1	31	31	0
2000	Miami	2-2	10	1	11	0	0	0	0	0
2001	Miami	1-1	4	4	8	0	0	0	0	0
PLAYOFF TOTALS		14-10	45	25	70	1	3	50	31	0
MIAMI TOTALS		7-7	34	11	45	1	2	50	31	0

ADDITIONAL STATS

Passes Defensed: (Dallas) 3 in 1993, 3 in 1994, 13 in 1995, 5 in 1996, 7 in 1997, (Miami) 2 in 1998, 7 in 1999, 9 in 2000, 7 in 2001 for total of 56 (P-5)

Sacks: (Dallas) 1 in 1994, (Miami) 1 in 1999 for total of 2

Forced Fumbles: (Dallas) 2 in 1993, 1 in 1994, 1 in 1995, (Miami) 2 in 1998, 2 in 2001 for total of 8

Special Teams Tackles: (Dallas) 19 in 1993, 23 in 1994, 13 in 1995, 6 in 1996, 9 in 1997, (Miami) 1 in 1999 for total of 71 (P-10)

Kickoff Returns: (Dallas) 2 for 39 yards, 19.5 avg., long 21 in 1994; 1 for 16 yards in 1995; 3 for 68 yards, 22.7 avg., long 37 in 1996; 10 for 311 yards, 31.1 avg., long 49 in 1997; (Miami) 6 for 109 yards, 18.2 avg., long 28 in 1998, 62 for 1,524 yards, 24.6 avg., long 93 in 1999; 22 for 513 yards, 23.3 avg., long 47 in 2000, 17 for 371 yards, 21.8 avg., long 55 in 2001 for total of 123 for 2,951 yards, 24.0 avg., long 93 (P-16 for 348 yards, 21.8 avg., long 47)

SINGLE-GAME HIGHS

Kickoff Returns: 7 at N.Y. Jets, 12/12/99
7 at N.Y. Jets, 10/23/00 (OT)
6 vs. N.Y. Jets, 12/27/99
5, five times (last: at Dallas, 11/25/99)

Kickoff Return Avg. (min. 4 rets.): 39.3 vs. Buffalo, 10/4/99
32.5 at Tennessee, 9/9/01
28.2 at New England, 10/17/99
27.6 at N.Y. Jets, 10/23/00 (OT)
25.2 vs. N.Y. Jets, 12/27/99

Kickoff Return Yards: 193 at N.Y. Jets, 10/23/00 (OT)
157 vs. Buffalo, 10/4/99
151 vs. N.Y. Jets, 12/27/99
143 at N.Y. Jets, 12/12/99
141 at New England, 10/17/99

Long Kickoff Returns: 93 vs. Buffalo, 10/4/99
58 at New England, 10/17/99

55 at Tennessee, 9/9/01
50 vs. Arizona, 9/19/99
49 vs. Philadelphia, 9/15/97

* Playoff Game



ALONZO MAYES

Tight End

6-4 • 260

Born: 6/4/75

College: Oklahoma State '98

Acquired: T (Chi.), 2000

Signed Through: 2002

NFL: Fifth Season • Dolphins: Third Season



PRO CAREER

2001 – Spent the entire season on the team's Reserve/Physically Unable to Perform list with a shoulder injury sustained during the offseason . . . Underwent a right shoulder arthroscopy on May 24, 2001 which stabilized a labral tear and repaired the joint capsule . . . Chief Team Physician Dr. George Caldwell performed the surgery at Holy Cross Hospital in Ft. Lauderdale.

2000 – Acquired by the Dolphins from Chicago on October 2, 2000 in exchange for a seventh-round draft choice in 2001 . . . Prior to the trade, had played in five games with three starts, and caught four passes for 40 yards . . . Hauled in two passes for 25 yards, including a long catch of 19 yards, vs. Detroit (9/24) . . . Was inactive for all 11 regular season games and both playoff contests with Miami.

1999 – Started nine of the 16 games in which he played . . . Recorded eight receptions for 82 yards and one touchdown . . . Caught a season-high two passes for 13 yards at San Diego (11/21) . . . First career TD reception came on a three-yard catch from Jim Miller on Thanksgiving Day at Detroit (11/25) . . . Hauled in a career-long 24-yard reception at St. Louis (12/26).

1998 – Started all 16 contests in his rookie season . . . Caught 21 passes for 217 yards . . . Had a career-high four receptions for 57 yards, including a 22-yard catch, vs. Dallas (10/18) . . . Notched a pair of catches on seven occasions, including two of the last three weeks . . . Fourth-round draft choice (94th overall) of Chicago in 1998.

FINS FACT	
Alonzo was recruited to Oklahoma State by Dolphins tight ends coach Pat Jones, who was the head coach at OSU for his freshman season of 1994.	10 20 30 40

COLLEGE

Was a four-year letterman (1994-97) and three-year starter at Oklahoma State . . . Finished his career with 92 receptions for 1,372 yards and 15 touchdowns . . . Tallied a career-best 32 receptions, totaling 421 yards and four touchdowns, as a sophomore in 1995 . . . The following year, recorded a career-high 512 receiving yards on 30 catches, including three for scores . . . In his senior season of 1997, caught 29 passes for 424 yards and a career-best seven touchdowns . . . Was enrolled at Rose State (Okla.) Junior College before attending OSU . . . Also played power forward for the Cowboys basketball team during the 1996-97 season . . . Majored in business.

PERSONAL

Single, resides in Oklahoma City . . . Was an all-state choice at Douglass High School in Oklahoma City . . . Has assisted in building houses for Habitat for Humanity . . . Born June 4, 1975 in Oklahoma City.

ALONZO MAYES' NFL REGULAR SEASON STATISTICS

YEAR	TEAM	RECEIVING							RUSHING			
		G-S	NO.	YDS.	AVG.	LG	TD		ATT.	YDS.	LG	TD
1998	Chicago	16-16	21	217	10.3	22	0		0	0	0.0	0
1999	Chicago	16-9	8	82	10.3	24	1		0	0	0.0	0
2000	Chicago	5-3	4	40	10.0	19	0		0	0	0.0	0
2001	Miami	INACTIVE										
	Miami	RESERVE/PUP										
4-YEAR TOTALS		37-28	33	339	10.3	24	1		0	0	0.0	0
MIAMI TOTALS		0-0	0	0	0.0	0	0		0	0	0.0	0

ALONZO MAYES' NFL PLAYOFF STATISTICS

[illegible]

SINGLE-GAME HIGHS

Most Receptions:	4 vs. Dallas, 10/18/98 2, nine times
Most Receiving Yards:	57 vs. Dallas, 10/18/98 29 vs. Baltimore, 12/20/98 27 vs. Detroit, 9/24/00
Most TD Receptions:	1 at Detroit, 11/25/99
Longest Receptions:	24 at St. Louis, 12/26/99 22 vs. Dallas, 10/18/98 19 vs. Detroit, 9/24/00

ALONZO MAYES' RECEIVING BREAKDOWN

	2000						CAREER					
	G	NO	YDS	AVG	LG	TD	G	NO	YDS	AVG	LG	TD
Buffalo	-	-	-	-	-	-	-	-	-	-	-	-
Indianapolis	-	-	-	-	-	-	-	-	-	-	-	-
Miami	-	-	-	-	-	-	-	-	-	-	-	-
New England	-	-	-	-	-	-	-	-	-	-	-	-
N.Y. Jets	-	-	-	-	-	-	-	-	-	-	-	-
AFC East	-	-	-	-	-	-	-	-	-	-	-	-
Baltimore	-	-	-	-	-	-	1	2	29	14.5	15	0
Cincinnati	-	-	-	-	-	-	-	-	-	-	-	-
Cleveland	-	-	-	-	-	-	-	-	-	-	-	-
Jacksonville	-	-	-	-	-	-	1	0	0	0.0	0	0
Pittsburgh	-	-	-	-	-	-	1	2	12	6.0	6	0
Tennessee	-	-	-	-	-	-	1	0	0	0.0	0	0
AFC Central	-	-	-	-	-	-	4	4	41	10.3	15	0
Denver	-	-	-	-	-	-	-	-	-	-	-	-
Kansas City	-	-	-	-	-	-	1	0	0	0.0	0	0
Oakland	-	-	-	-	-	-	1	0	0	0.0	0	0
San Diego	-	-	-	-	-	-	1	2	13	6.5	10	0
Seattle	-	-	-	-	-	-	1	1	11	11.0	11	0
AFC West	-	-	-	-	-	-	4	3	24	8.0	11	0
AFC Total	-	-	-	-	-	-	8	7	65	9.3	15	0
Arizona	-	-	-	-	-	-	1	0	0	0.0	0	0
Dallas	-	-	-	-	-	-	1	4	57	14.3	22	0
N.Y. Giants	1	0	0	0.0	0	0	1	0	0	0.0	0	0
Philadelphia	-	-	-	-	-	-	1	1	16	16.0	16	0
Washington	-	-	-	-	-	-	1	0	0	0.0	0	0
NFC East	1	0	0	0.0	0	0	5	5	73	14.6	22	0
Chicago	-	-	-	-	-	-	-	-	-	-	-	-
Detroit	1	2	25	12.5	19	0	5	6	69	11.5	19	1
Green Bay	1	1	7	7.0	7	0	5	3	19	6.3	9	0
Minnesota	1	0	0	0.0	0	0	5	4	40	10.0	12	0
Tampa Bay	1	1	8	8.0	8	0	5	4	36	9.0	12	0
NFC Central	4	4	40	10.0	19	0	20	17	164	9.6	19	1

ALONZO MAYES' RECEIVING BREAKDOWN

2000							CAREER						
G	NO	YDS	AVG	LG	TD		G	NO	YDS	AVG	LG	TD	
Atlanta	-	-	-	-	-	-	1	0	0	0.0	0	0	-
Carolina	-	-	-	-	-	-	-	-	-	-	-	-	-
New Orleans	-	-	-	-	-	-	1	1	3	3.0	3	0	-
St. Louis	-	-	-	-	-	-	2	3	34	11.3	24	0	-
San Francisco	-	-	-	-	-	-	-	-	-	-	-	-	-
NFC West	-	-	-	-	-	-	4	4	37	9.3	24	1	-
NFC Total	5	4	40	10.0	19	0	29	26	274	10.5	24	1	-
Home	2	2	25	12.5	19	0	18	19	218	11.5	22	0	-
Road	3	2	15	7.5	8	0	19	14	121	8.6	24	1	-
1st Down	-	-	-	-	-	-	-	-	-	-	-	-	-
2nd Down	-	-	-	-	-	-	-	-	-	-	-	-	-
3rd Down	-	-	-	-	-	-	-	-	-	-	-	-	-
4th Down	-	-	-	-	-	-	-	-	-	-	-	-	-
1st Half	-	-	-	-	-	-	-	-	-	-	-	-	-
2nd Half	-	-	-	-	-	-	-	-	-	-	-	-	-
Overtime	-	-	-	-	-	-	-	-	-	-	-	-	-
Grass	4	4	40	10.0	19	0	29	26	263	10.1	22	0	-
Turf	1	0	0	0.0	0	0	8	7	76	10.9	24	1	-
Aug./Sept.	4	3	33	11.0	19	0	11	9	78	8.7	19	0	-
October	1	1	7	7.0	7	0	10	10	122	12.2	22	0	-
November	-	-	-	-	-	-	8	8	63	7.9	14	1	-
Dec./Jan.	-	-	-	-	-	-	8	6	76	12.7	24	0	-
Games 1-8	5	4	40	10.0	19	0	21	19	200	10.5	22	0	-
Games 9-16	-	-	-	-	-	-	16	14	139	9.9	24	1	-
Wins	1	1	7	7.0	7	0	11	13	148	11.4	22	0	-
Losses	4	3	33	11.0	19	0	26	20	191	9.6	24	1	-
Ties	-	-	-	-	-	-	-	-	-	-	-	-	-



SCOTT MCGARRAHAN

Safety

6-1 • 200


Born: 2/12/74

College: New Mexico '98

Acquired: FA, 2001

Signed Through: 2004

NFL: Fifth Season • Dolphins: Second Season



PRO CAREER

2001 — Went to training camp with Green Bay . . . Was released by the Packers on September 2 and signed by the Dolphins as a free agent on September 5 . . . Played in all 16 regular season games in a reserve role, primarily on special teams . . . Was fourth on the squad with 14 special teams tackles . . . Also recovered a fumble on special teams . . . Did not post any stats on defense . . . Recorded three special teams tackles in opener at Tennessee (9/9) . . . In 30-10 victory over New England (10/7), downed one punt at the Patriots' 3 and another at the 4 . . . Added two stops at Indianapolis (11/11) and at New England (12/22).

2000 — Took part in all 16 regular season matchups . . . Recorded a career-high eight tackles on defense, including a half-sack, while also amassing a career-best 15 stops on special teams, which ranked second on the squad . . . Had three special teams tackles in opener vs. N.Y. Jets (9/3) . . . Injuries thrust him into the role as nickel back vs. Philadelphia

FINS FACT

Scott's grandfather, Leon Pickett, was a tackle on TCU's 1938 national championship team.

(9/17) . . . Recorded three tackles on defense and two more on special teams that day as the Packers posted a 6-3 victory.

1999 – Played in 13 games, all in a reserve role . . . Tallied a pair of tackles on defense and seven stops on special teams . . . Sustained a severe hamstring pull vs. Carolina (12/12) . . . Was inactive for each of the next two games before being placed on injured reserve on December 29.

1998 – Played in 15 regular season games, all in a reserve role . . . Was inactive for one contest . . . Posted 13 tackles and a pass defended on defense and ten tackles on special teams, which ranked fourth on the club . . . On defense, saw action in dime package and some at left cornerback . . . Produced a career-best four tackles vs. Tennessee (12/20) . . . Collected two special teams tackles on two occasions: at Carolina (9/27) and at Tampa Bay (12/7) . . . Was inactive at Pittsburgh (11/9) with a sprained medial collateral ligament in his right knee sustained vs. San Francisco (11/1) . . . Played in First-Round Playoff game at San Francisco (1/3/99), and tallied one tackle on defense and another on special teams . . . Underwent surgery following the season, on January 11, 1999 to stabilize a left shoulder injury initially sustained at Minnesota (11/22) . . . First of two sixth-round draft choices (156th overall) by Green Bay in 1998.

COLLEGE

Was a four-year letterman (1994-97) at New Mexico who started each of his final three seasons . . . Opened 34 straight games to close out his career, in which he appeared in 46 contests . . . Finished with 316 tackles, three interceptions, five sacks, six forced fumbles and 19 passes defended . . . Was a first-team All-Western Athletic Conference selection, as well as the team's Defensive MVP as a senior when he totaled 97 tackles, four sacks, two interceptions, two forced fumbles and six passes defended . . . Also served as a co-captain in 1997 . . . Registered a career-high 101 tackles his sophomore season of 1995 . . . Redshirted in 1993 . . . Majored in business.

PERSONAL

Married to Lindsay . . . Was an all-area, all-district and all-city selection as a cornerback at Lamar High School in Arlington, Texas . . . Team posted a record of 35-4 during his three years, including a string of 33 straight victories . . . Played slotback on offense . . . Also lettered one year in wrestling . . . Older brother, Chris, played football at Southwest Texas State from 1992-95 . . . Along with the other Dolphins defensive backs, has been part of the "Prudential No Passing Zone" program, which in conjunction with Prudential, helps to send 2,300 children from the Boys & Girls Clubs of Broward to games throughout the regular season . . . Took part in the Miami Dolphins Fishing Tournament benefiting the Cystic Fibrosis Foundation and worked with kids that have Cystic Fibrosis at the Mercury Jr. Anglers Clinic, teaching them how to fish . . . Has assisted in building houses for Habitat for Humanity . . . While at the University of New Mexico, was involved with the Children's Miracle Network, Campus Crusade for Christ and Champions for Christ . . . Hobbies include fishing, playing golf and playing the guitar . . . Full name is John Scott McGarrahan, born February 12, 1974 in Arlington, Texas.

SCOTT MCGARRAHAN'S NFL REGULAR SEASON STATISTICS

YEAR	TEAM	G-S	TACK.	ASST.	TOTAL	FUM. REC.	INT.	YDS.	LG	TD
1998	Green Bay	15-0	11	2	13	0	0	0	0	0
1999	Green Bay	13-0	2	0	2	0	0	0	0	0
2000	Green Bay	16-0	7	1	8	0	0	0	0	0
2001	Miami	16-0	0	0	0	0	0	0	0	0
4-YEAR TOTALS		60-0	20	3	23	0	0	0	0	0
MIAMI TOTALS		16-0	0	0	0	0	0	0	0	0

SCOTT MCGARRAHAN'S NFL PLAYOFF STATISTICS

YEAR	TEAM	G-S	TACK.	ASST.	TOTAL	FUM. REC.	INT.	YDS.	LG	TD
1998	Green Bay	1-0	1	0	1	0	0	0	0	0
2001	Miami	1-0	0	0	0	0	0	0	0	0
PLAYOFF TOTALS		2-0	1	0	1	0	0	0	0	0
MIAMI TOTALS		1-0	0	0	0	0	0	0	0	0

ADDITIONAL STATS

Passes Defensed: 1 in 1998, 1 in 2000 for total of 2

Sacks: 0.5 for 2 yards in 2000

Special Teams Tackles: (Green Bay): 10 in 1998, 7 in 1999, 15 in 2000, (Miami) 14 in 2001 for total of 46 (P-1)

Special Teams Fumble Recoveries: 1 in 2001



JAMES MCKNIGHT

Wide Receiver

6-1 • 198

Born: 6/17/72

College: Liberty '94

Acquired: UFA (Dall.), 2001

Signed Through: 2005

NFL: Ninth Season • Dolphins: Second Season



PRO CAREER

2001 – Signed a five-year contract with the Dolphins as an Unrestricted Free Agent from Dallas on March 16, 2001 . . . Started 15 of the 16 regular season games in which he played during his first year with the Dolphins . . . Caught 55 passes for 684 yards and three touchdowns . . . Also rushed for 39 yards on six attempts . . . Led team with 20 third-down receptions, tied for 13th in the AFC . . . His reception total tied for first on the team along with Oronde Gadsden and marked a new career-high . . . Yardage total was second on the club and was the second-highest figure of his career . . . Three receiving scores tied for second on the club and were the second-most of his career . . . Caught three passes for 48 yards vs. Oakland (9/23) when he scored on a run for a two-point conversion, marking the Dolphins' first two-pointer since October 20, 1996 when Craig Erickson connected with Troy Drayton at Philadelphia . . . Also had one rush attempt for four yards in the Raiders contest, the first rush attempt of his career . . . Had a team-high five receptions for 73 yards, including a 24-yard TD catch from Jay Fiedler, his first touchdown as a Dolphin, at St. Louis (9/30) . . . Had his best game of the year against his former team, at Seattle (10/28) . . . Hauled in a team-best eight receptions for 94 yards, including a 39-yard TD catch . . . Reception total is tied for the second-highest total of his career . . . Had four catches for 67 yards, including a season-long 40-yard reception vs. Carolina (11/4) . . . Amassed nine receptions for 66 yards vs. N.Y. Jets (11/18) . . . Reception total represented a career-high, surpassing his previous best of eight that he set on November 12, 2000 against Cincinnati as a member of the Cowboys, and again three weeks prior to the Jets game, at Seattle (10/28) . . . That figure also was the most by a Dolphin since the 1999 season finale when FB Rob Konrad caught ten passes for 68 yards at Washington on January 2, 2000 . . . Had a career-long 18-yard run in Monday night game vs. Indianapolis (12/10) . . . Only game he did not start was in season finale vs. Buffalo (1/6/02) . . . Only reception that day went 16 yards for a touchdown . . . Started First-Round Playoff game vs. Baltimore (1/13/02), the initial postseason game of his NFL career . . . Had four receptions for 26 yards.

FINS FACT

James attended Apopka (Fla.) High School, where he was a teammate of Tampa Bay defensive tackle Warren Sapp.

2000 – Started 15 of the 16 games in which he played . . . Moved into starting lineup following season-ending knee injury to Joey Galloway in week one . . . Led Dallas with 52 receptions for 926 yards . . . Also scored a pair of touchdowns . . . Recorded one special teams tackle on the year . . . Had a reception in all but one game, posted at least two catches in a game 13 times, including each of the final ten games . . . 17.8-yard average per reception was fourth in the NFC and tied for fourth in the NFL . . . Hauled in five passes for 86 yards, including a 47-yard TD reception from Randall Cunningham for his first touchdown as a Cowboy, in week two at Arizona (9/10), when he was making his first start as a Cowboy . . . Two weeks later vs. San Francisco (9/24), had six receptions for 129 yards, the third 100-yard receiving game of his

career and the second-highest yardage total of his career . . . Saw limited action at N.Y. Giants (10/15) with a bruised shoulder, marking the only game of the year that he did not have a catch . . . Posted three receptions for 75 yards, including a season-long 48-yard catch, vs. Arizona (10/22) . . . Had six catches for 113 yards vs. Jacksonville (10/29) . . . Collected season-high totals of eight receptions for 164 yards, including a 35-yard scoring grab, vs. Cincinnati (11/12) . . . Six of his eight catches went for a first down . . . His yardage total that day was the most by a Cowboy since Michael Irvin had 198 yards at Arizona on December 8, 1996 . . . 100th career reception came on a 17-yard catch in the second quarter at Baltimore (11/19).

1999 – Sustained a torn anterior cruciate ligament during warmup drills prior to an intrasquad scrimmage on August 5 . . . Underwent surgery to repair the damage on August 26, was placed on injured reserve a day later . . . Was acquired by Dallas from Seattle on June 24, 1999 in exchange for a 2000 third-round draft choice.

1998 – Started two of the 14 games in which he played in his final season with Seattle . . . Caught 21 passes for 346 yards and two touchdowns . . . Also had seven tackles on special teams . . . Was inactive vs. Oakland (11/1) with a hip pointer . . . Had three receptions for 66 yards vs. Oakland (11/15) . . . Against Dallas a week later (11/22), tallied three receptions for 22 yards, including a five-yard scoring pass from Warren Moon, the 290th TD pass of Moon's career, tying him with Johnny Unitas for third on the NFL's all-time list . . . Grabbed a season-high five passes for 113 yards, including a 59-yard TD catch from Jon Kitna, the following week vs. Tennessee (11/29) . . . Sat out season finale at Denver (12/27) with the flu.

1997 – Started five of the 12 games in which he played . . . Caught 34 passes for 637 yards and six touchdowns . . . Added seven stops on special teams . . . Averaged 38.5 yards on his six touchdown catches . . . Missed each of the first four games of the year with a knee injury sustained in the preseason finale at Cincinnati (8/22) . . . In first game back, at Kansas City (9/28), snared a 54-yard TD pass . . . Tallied four receptions for 100 yards vs. Oakland (10/26), the first 100-yard receiving game of his career . . . Also had a 42-yard TD catch in the contest . . . In the Raiders game, teamed with Joey Galloway (7 rec., 117 yards) to become the third pair of receivers to attain the 100-yard receiving mark in the same game in Seahawks history . . . At New Orleans (11/16), had three receptions for 67 yards, including a 34-yard scoring catch on fourth down to tie game with 1:40 to play . . . Two weeks later vs. Atlanta (11/30), caught a season-high five passes for 61 yards . . . Had a season-long 60-yard touchdown catch at Baltimore (12/7), the second-longest reception of his career.

1996 – Played in all 16 games in a reserve role . . . Had one reception for 73 yards . . . Posted a career-high 25 tackles on special teams, which ranked second on the squad . . . Returned three kickoffs for a 20.8-yard average . . . Only catch on the year was a career-long 73-yarder at Detroit (11/17) . . . Returned a kickoff 55 yards to set up a Seahawks touchdown at Oakland (12/22).

1995 – Appeared in all 16 games in a reserve role . . . Caught six passes for 91 yards with a long reception of 24 yards . . . Also added 14 tackles on special teams . . . Had his best game of the year vs. San Diego (10/22) when he had two catches for 35 yards.

1994 – Signed with Seattle as an undrafted rookie free agent . . . Was waived prior to the regular season and signed to the Seahawks' practice squad, where he spent each of the first ten games of the season . . . Was activated to the 53-man roster on November 19 . . . Saw action in two of the final six games of the year and caught one pass for 25 yards . . . Also recorded one special teams tackle and was credited with one kickoff return for four yards . . . First NFL reception (25 yards) came vs. Cleveland (12/24).

COLLEGE

Was a three-year letterman at Liberty (1991-93) . . . Finished his collegiate career with 114 receptions for 1,948 yards and 17 touchdowns . . . As a senior in 1993, caught 39 passes for 812 yards and eight touchdowns . . . Tallied 50 receptions for 711 yards and five touchdowns in his junior campaign . . . Registered eight 100-yard receiving games in his career . . . Earned degree in administration of justice during the 2000 offseason after taking several courses during previous offseasons.

PERSONAL

Married to Mikki with sons, David (2/15/92) and James II (12/20/01) . . . Family resides in

Dallas . . . Lettered in football, basketball and track at Apopka (Fla.) High School . . . In 2000, served as the Cowboy's player representative for the NFLPA . . . Is the third wide receiver from Liberty ever to play in the NFL and the second for the Dolphins, joining Fred Banks (Cleveland 1985, Miami 1987-93, Chicago 1993) and Kelvin Edwards (New Orleans 1986, Dallas 1987-88) . . . Has assisted with events for the Broward Partnership for the Homeless, Daily Bread Food Bank and the Cystic Fibrosis Foundation . . . Has assisted in building houses for Habitat for Humanity . . . Also has become involved with Reading is Fundamental, Inc. (R.I.F.) . . . Born June 17, 1972 in Orlando, Fla.

JAMES McKNIGHT'S NFL REGULAR SEASON STATISTICS

YEAR	TEAM	G-S	NO.	RECEIVING				RUSHING			
				YDS.	AVG.	LG	TD	ATT.	YDS.	LG	TD
1994	Seattle	2-0	1	25	25.0	25	1	0	0	0	0
1995	Seattle	16-0	6	91	15.2	24	0	0	0	0	0
1996	Seattle	16-0	1	73	73.0	73	0	0	0	0	0
1997	Seattle	12-5	34	637	18.7	60t	6	0	0	0	0
1998	Seattle	14-2	21	346	16.5	59t	2	0	0	0	0
1999	Dallas	INJURED RESERVE (Knee)									
2000	Dallas	16-15	52	926	17.8	48	2	0	0	0	0
2001	Miami	16-15	55	684	12.4	40	3	6	39	18	0
7-YEAR TOTALS		92-37	170	2782	16.4	73	14	6	39	18	0
MIAMI TOTALS		16-15	55	684	12.4	40	3	6	39	18	0

JAMES McKNIGHT'S NFL PLAYOFF STATISTICS

YEAR	TEAM	G-S	NO.	RECEIVING				RUSHING			
				YDS.	AVG.	LG	TD	ATT.	YDS.	LG	TD
1999	Dallas	INJURED RESERVE (Knee)									
2001	Miami	1-1	4	26	6.5	12	0	0	0	0	0
PLAYOFF TOTALS		1-1	4	26	6.5	12	0	0	0	0	0

ADDITIONAL STATS

Kickoff Returns: 1 for 4 yards in 1994; 3 for 86 yards, 20.8 avg., long of 55 in 1996; 1 for 14 yards in 1998 for total of 5 for 104 yards, 20.8 avg., long of 55.

Special Teams Tackles: 1 in 1994, 14 in 1995, 25 in 1996, 7 in 1997, 7 in 1998, 1 in 2000 for total of 55

Miscellaneous Tackles: (Miami): 2 in 2001

SINGLE-GAME HIGHS

Most Receptions: 9 vs. N.Y. Jets, 11/18/01
8 vs. Cincinnati, 11/12/00
8 vs. Seattle, 10/28/01
6 vs. San Francisco, 9/24/00
6 vs. Jacksonville, 10/29/00

Most Receiving Yards: 164 vs. Cincinnati, 11/12/00
129 vs. San Francisco, 9/24/00
113 vs. Tennessee, 11/29/98
113 vs. Jacksonville, 10/29/00
100 vs. Oakland, 10/26/97

Longest Receptions: 73 at Detroit, 11/17/96
60t at Baltimore, 12/7/97
59t vs. Tennessee, 11/29/98
54t at Kansas City, 9/28/97
48 vs. Arizona, 10/22/00

Most Receiving Touchdowns: 1, 14 times

100-YARD RECEIVING GAMES (5)

DATE	OPPONENT	NO.	YDS.	LG	TD
10/26/97	Oakland	4	100	42t	1
11/29/98	Tennessee	5	113	59t	1
9/24/00	San Francisco	6	129	29	0
10/29/00	Jacksonville	6	113	37	0
11/12/00	Cincinnati	8	164	35t	1

JAMES McKNIGHT'S RECEIVING BREAKDOWN

	2001						CAREER					
	G	NO	YDS	AVG	LG	TD	G	NO	YDS	AVG	LG	TD
Buffalo	2	2	19	8.0	16	1	4	3	36	12.0	17	1
Indianapolis	2	6	57	9.5	26	0	3	8	76	9.5	26	0
Miami	-	-	-	-	-	-	1	0	0	0.0	0	0
New England	2	7	95	13.6	25	0	2	7	95	13.6	25	0
N.Y. Jets	2	10	79	7.9	13	0	4	11	86	7.8	7	0
AFC East	8	25	250	10.0	26	1	14	29	293	10.1	26	1
Baltimore	-	-	-	-	-	-	2	6	115	19.2	60	1
Cincinnati	-	-	-	-	-	-	2	8	164	20.5	35	1
Cleveland	-	-	-	-	-	-	1	1	25	25.0	25	1
Jacksonville	-	-	-	-	-	-	3	6	113	18.8	37	0
Pittsburgh	-	-	-	-	-	-	1	1	7	7.0	7	0
Tenn./Hous.	1	2	25	12.5	14	0	5	12	214	17.8	59	1
AFC Central	1	2	25	12.5	14	0	14	34	638	18.8	60	4
Denver	1	4	56	14.0	25	0	7	7	110	15.7	25	1
Kansas City	-	-	-	-	-	-	8	6	136	22.7	54	1
Oakland	1	3	48	16.0	24	0	9	14	268	19.1	42	1
San Diego	-	-	-	-	-	-	7	4	62	15.5	24	0
Seattle	1	8	94	11.8	39	1	1	8	94	11.8	39	1
AFC West	3	15	198	12.2	39	1	32	39	670	14.8	54	4
AFC Total	12	42	473	11.3	39	2	60	102	1601	14.8	60	9
Arizona	-	-	-	-	-	-	4	10	187	18.7	48	1
Dallas	-	-	-	-	-	-	1	3	32	10.7	16	1
N.Y. Giants	-	-	-	-	-	-	3	3	56	18.7	30	0
Philadelphia	-	-	-	-	-	-	4	4	78	19.5	41	0
Washington	-	-	-	-	-	-	4	5	90	18.0	46	0
NFC East	-	-	-	-	-	-	16	25	443	17.7	48	2
Chicago	-	-	-	-	-	-	-	-	-	-	-	-
Detroit	-	-	-	-	-	-	1	1	73	73.0	73	0
Green Bay	-	-	-	-	-	-	1	0	0	0.0	0	0
Minnesota	-	-	-	-	-	-	2	3	41	13.7	18	0
Tampa Bay	-	-	-	-	-	-	2	4	42	10.5	19	0
NFC Central	-	-	-	-	-	-	6	8	156	19.5	73	0
Atlanta	1	2	31	15.5	17	0	2	7	92	13.1	24	0
Carolina	1	4	67	16.8	40	0	2	7	104	14.9	40	0
New Orleans	-	-	-	-	-	-	1	3	67	22.3	34	1
St. Louis	1	5	73	14.6	24	1	2	7	98	14.0	24	1
San Francisco	1	2	40	20.0	27	0	3	11	221	20.1	29	1
NFC West	4	13	211	16.2	40	0	10	35	582	19.5	40	3
NFC Total	4	13	211	16.2	40	1	32	68	1181	18.8	73	5
Home	8	27	327	12.1	40	1	45	93	1536	16.5	59	5
Road	8	28	357	12.8	39	2	47	77	1246	16.2	73	9
1st Down	16	19	263	13.8	40	0	-	-	-	-	-	-
2nd Down	16	15	167	11.1	39	3	-	-	-	-	-	-
3rd Down	16	20	232	11.6	26	0	-	-	-	-	-	-
4th Down	16	1	22	22.0	22	0	-	-	-	-	-	-
1st Half	16	24	260	10.8	25	1	-	-	-	-	-	-
2nd Half	16	31	424	13.7	40	2	-	-	-	-	-	-
Overtime	-	-	-	-	-	-	-	-	-	-	-	-
Grass	12	37	483	13.1	40	1	42	72	1076	14.9	60	6
Turf	4	18	201	11.2	39	2	50	98	1706	17.4	73	8
Aug./Sept.	3	10	146	14.6	24	1	20	30	517	17.2	54	3
October	3	11	124	11.3	39	1	21	38	622	16.4	48	2
November	4	18	167	9.3	40	0	25	65	1027	15.8	73	5
Dec./Jan.	6	16	247	15.4	26	1	26	37	616	16.6	60	4
Games 1-8	8	29	368	12.7	40	2	43	76	1237	16.3	54	5
Games 9-16	8	26	316	12.2	26	1	49	94	1545	16.4	73	9
Wins	11	33	414	12.5	40	2	45	80	1260	15.8	59	6
Losses	5	22	270	12.3	24	1	47	90	1522	16.9	73	8
Ties	-	-	-	-	-	-	-	-	-	-	-	-



TRAVIS MINOR

Running Back

5-10 • 205

Born: 6/30/79

College: Florida State '01

Acquired: D3a, 2001

Signed Through: 2003

NFL: Second Season • Dolphins: Second Season



PRO CAREER

2001 — Played in all 16 games in a reserve role during his rookie season . . . Finished third on the team and second among running backs with 281 yards rushing and two touchdowns on 59 attempts (4.8 avg.) . . . Also caught 29 passes for 263 yards and one touchdown, as reception total ranked fifth on the team and second among running backs . . . Also made an impact on special teams where he recorded ten tackles on coverage units . . . First NFL touchdown came when he broke loose for a 29-yard scoring run at N.Y. Jets (10/14) . . . Scored another touchdown at Seattle (10/28) when QB Jay Fiedler fumbled into the end zone following a nine-yard run to the 1, and Minor recovered . . . Had the best day of his rookie season at Indianapolis (11/11) when he rushed for 71 yards and a touchdown on seven attempts and caught two passes for 18 yards . . . Score came on a 56-yard run, the second-longest by a rookie in club history, trailing only the 77-yard TD run by Leroy Harris on December 5, 1977 against Baltimore . . . Along with rookie WR Chris Chambers, who had two receiving scores that day, it marked the first time that a rushing touchdown and a receiving touchdown had been scored by Dolphins rookies in the same game since September 13, 1999 at Denver, when J.J. Johnson had a one-yard TD run and Rob Konrad had a 12-yard TD reception from Dan Marino . . . It was the first time that a rookie running back and wide receiver had touchdowns in the same game since October 24, 1993 against Indianapolis, when WR O.J. McDuffie had a 71-yard punt return for a TD and RB Terry Kirby had a 44-yard scoring reception from Scott Mitchell and a 14-yard TD run . . . It was the first time that a rookie wide receiver had a TD reception and a rookie running back had a TD run in the same game since November 19, 1989, when RB Sammie Smith had a one-yard scoring run and WR Andre Brown had a 48-yard TD catch from Marino . . . Led Dolphins in rushing at Buffalo (11/25) with 38 yards on eight attempts . . . Only reception that day was an 18-yard catch in the fourth quarter of a drive that culminated with a game-tying field goal in a game the Dolphins went on to win, 34-27 . . . Caught a season-high seven passes for 65 yards, including a 17-yard TD reception, vs. Atlanta (12/30) . . . His touchdown catch, which was the first of his NFL career, gave the Dolphins a 14-7 lead in the second quarter of a game they went on to win, 21-14 . . . Led the Dolphins in preseason play with 130 yards rushing on 30 attempts . . . Saw action in a reserve role in First-Round Playoff game vs. Baltimore (1/13/02) . . . Rushed for 14 yards on five attempts and caught two passes for four yards . . . Also recorded a tackle on special teams . . . First of two third-round draft choices by Miami in 2001 (85th overall).

FINS FACT

Travis followed the path of current Atlanta RB Warrick Dunn. Both players attended Catholic High School in Baton Rouge, La., and went on to star at Florida State. They both wore uniform No. 28 in high school, and now they are both wearing that same number once again.

COLLEGE

Was a four-year letterman for the Seminoles (1997-2000) . . . Started 33 of the 43 games in which he played during his career, including 30 starts over his final three years . . . Finished his career with 3,218 yards rushing and 28 touchdowns on 664 attempts, while also catching 106 passes for 831 yards and three scores . . . Is the school's third all-time leading rusher, trailing only Warrick Dunn (3,959) and Greg Allen (3,769) . . . Led team in rushing all four years . . . Was a second-team All-Atlantic Coast Conference selection as a senior when he rushed for a career-high 923 yards and five touchdowns on 181 carries, and tallied a career-best 42 receptions for 333 yards . . . Reception total ranked second on the club . . . Played

in the Senior Bowl following his senior season . . . Was a second-team All-ACC pick as a junior when he collected 815 yards rushing and seven touchdowns on 180 attempts and caught 16 passes for 102 yards in helping the Seminoles to the 1999 national championship . . . Amassed a season-high 146 yards rushing in win over Miami (Fla.) . . . Although he started only eight games as a sophomore, was a first-team All-ACC choice as he rushed for 857 yards and seven touchdowns on 191 carries and had 21 receptions for 189 yards and a TD . . . Was named ACC Rookie of the Year and was a second-team All-ACC selection as a freshman with 623 yards rushing, a career-high nine touchdowns on 112 attempts, and 27 receptions for 207 yards and a pair of TDs . . . Initial touchdowns of his career came on runs of one and five yards against Miami (Fla.) . . . Had a career-high 155 yards rushing against Virginia . . . Majored in sports management.

PERSONAL

Single . . . Lettered in football and track at Catholic High School in Baton Rouge, La. . . Rushed for 4,706 yards and 52 touchdowns, while also catching 62 passes for 1,344 yards and 20 scores in his prep career . . . Was named USA Today's Offensive Player of the Year as a senior when he rushed for 2,649 yards and 33 touchdowns and caught 25 passes for 598 yards and ten TDs . . . Enjoys traveling and spending time in the outdoors . . . Growing up, Walter Payton was his favorite athlete . . . Lists "Gladiator" as favorite movie and "The Sopranos" as favorite television show . . . Full name is Travis DeJohn Minor, born June 30, 1979 in New Orleans, La.

TRAVIS MINOR'S NFL REGULAR SEASON STATISTICS

YEAR	TEAM	G-S	ATT.	RUSHING				NO.	YDS.	RECEIVING	
				YDS.	AVG.	LG	TD			LG	TD
2001	Miami	16-0	59	281	4.8	56t	2	29	263	29	1

TRAVIS MINOR'S NFL PLAYOFF STATISTICS

YEAR	TEAM	G-S	NO.	RUSHING				ATT.	YDS.	RECEIVING	
				YDS.	AVG.	LG	TD			LG	TD
2001	Miami	1-0	5	14	2.8	5	0	2	4	4	0

ADDITIONAL STATS

Special Teams Tackles: 10 in 2001 (P-1)

Own Fumble Recoveries: 1 for 0 yards, 1 TD in 2001

TRAVIS MINOR'S RUSHING BREAKDOWN

	2001							CAREER						
	G	NO	YDS	AVG	LG	TD		G	NO	YDS	AVG	LG	TD	
Buffalo	2	11	41	3.7	8	0		2	11	41	3.7	8	0	
Indianapolis	2	11	99	9.0	56	1		2	11	99	9.0	56	1	
Miami	-	-	-	-	-	-		-	-	-	-	-	-	
New England	2	10	32	3.2	6	0		2	10	32	3.2	6	0	
N.Y. Jets	2	7	38	5.4	29	1		2	7	38	5.4	29	1	
AFC East	8	39	210	5.4	56	2		8	39	210	5.4	56	2	
Baltimore	-	-	-	-	-	-		-	-	-	-	-	-	
Cincinnati	-	-	-	-	-	-		-	-	-	-	-	-	
Cleveland	-	-	-	-	-	-		-	-	-	-	-	-	
Jacksonville	-	-	-	-	-	-		-	-	-	-	-	-	
Pittsburgh	-	-	-	-	-	-		-	-	-	-	-	-	
Tennessee	1	0	0	0.0	0	0		1	0	0	0.0	0	0	
AFC Central	1	0	0	0.0	0	0		1	0	0	0.0	0	0	
Denver	1	2	1	0.5	2	0		1	2	1	0.5	2	0	
Kansas City	-	-	-	-	-	-		-	-	-	-	-	-	
Oakland	1	1	1	1.0	1	0		1	1	1	1.0	1	0	
San Diego	-	-	-	-	-	-		-	-	-	-	-	-	
Seattle	1	2	11	5.5	10	0		1	2	11	5.5	10	0	
AFC West	3	5	13	2.6	10	0		3	5	13	2.6	10	0	
AFC Total	12	44	223	5.1	56	2		12	44	223	5.1	56	2	

TRAVIS MINOR'S RUSHING BREAKDOWN

	2001						CAREER					
	G	NO	YDS	AVG	LG	TD	G	NO	YDS	AVG	LG	TD
Arizona	-	-	-	-	-	-	-	-	-	-	-	-
Dallas	-	-	-	-	-	-	-	-	-	-	-	-
N.Y. Giants	-	-	-	-	-	-	-	-	-	-	-	-
Philadelphia	-	-	-	-	-	-	-	-	-	-	-	-
Washington	-	-	-	-	-	-	-	-	-	-	-	-
NFC East	-	-	-	-	-	-	-	-	-	-	-	-
Chicago	-	-	-	-	-	-	-	-	-	-	-	-
Detroit	-	-	-	-	-	-	-	-	-	-	-	-
Green Bay	-	-	-	-	-	-	-	-	-	-	-	-
Minnesota	-	-	-	-	-	-	-	-	-	-	-	-
Tampa Bay	-	-	-	-	-	-	-	-	-	-	-	-
NFC Central	-	-	-	-	-	-	-	-	-	-	-	-
Atlanta	1	9	33	3.7	11	0	1	9	33	3.7	11	0
Carolina	1	4	13	3.3	5	0	1	4	13	3.3	5	0
New Orleans	-	-	-	-	-	-	-	-	-	-	-	-
St. Louis	1	0	0	0.0	0	0	1	0	0	0.0	0	0
San Francisco	1	2	12	6.0	7	0	1	2	12	6.0	7	0
NFC West	4	15	58	3.9	11	0	4	15	58	3.9	11	0
NFC Total	4	15	58	3.9	11	0	4	15	58	3.9	11	0
Home	8	36	113	3.1	17	0	8	36	113	3.1	17	0
Road	8	23	168	7.3	56	2	8	23	168	7.3	56	2
1st Down	16	25	105	4.2	29	1	16	25	105	4.2	29	1
2nd Down	16	22	120	5.5	56	1	16	22	120	5.5	56	1
3rd Down	16	11	54	4.9	17	0	16	11	54	4.9	17	0
4th Down	16	1	2	2.0	2	0	16	1	2	2.0	2	0
1st Half	16	30	194	6.5	56	2	16	30	194	6.5	56	2
2nd Half	16	29	87	3.0	29	0	16	29	87	3.0	29	0
Overtime	-	-	-	-	-	-	-	-	-	-	-	-
Grass	12	42	161	3.8	29	1	12	42	161	3.8	29	1
Turf	4	17	120	7.1	56	1	4	17	120	7.1	56	1
Aug./Sept.	3	1	1	1.0	1	0	3	1	1	1.0	1	0
October	3	10	65	6.5	29	1	3	10	65	6.5	29	1
November	4	25	131	5.2	56	1	4	25	131	5.2	56	1
Dec./Jan.	6	23	84	3.7	17	0	6	23	84	3.7	17	0
Games 1-8	8	22	150	6.8	56	2	8	22	150	6.8	56	2
Games 9-16	8	37	131	3.5	29	0	8	37	131	3.5	29	0
Wins	11	47	224	4.8	56	1	11	47	224	4.8	56	1
Losses	5	12	57	4.8	29	1	5	12	57	4.8	29	1
Ties	-	-	-	-	-	-	-	-	-	-	-	-

TRAVIS MINOR'S RECEIVING BREAKDOWN

	2001						CAREER					
	G	NO	YDS	AVG	LG	TD	G	NO	YDS	AVG	LG	TD
Buffalo	2	1	18	18.0	18	0	2	1	18	18.0	18	0
Indianapolis	2	4	59	14.8	29	0	2	4	59	14.8	29	0
Miami	-	-	-	-	-	-	-	-	-	-	-	-
New England	2	1	-1	-1.0	-1	0	2	1	-1	-1.0	-1	0
N.Y. Jets	2	7	58	8.3	19	0	2	7	58	8.3	19	0
AFC East	8	13	134	10.3	29	0	8	13	134	10.3	29	0
Baltimore	-	-	-	-	-	-	-	-	-	-	-	-
Cincinnati	-	-	-	-	-	-	-	-	-	-	-	-
Cleveland	-	-	-	-	-	-	-	-	-	-	-	-
Jacksonville	-	-	-	-	-	-	-	-	-	-	-	-
Pittsburgh	-	-	-	-	-	-	-	-	-	-	-	-
Tennessee	1	0	0	0.0	0	0	1	0	0	0.0	0	0
AFC Central	1	0	0	0.0	0	0	1	0	0	0.0	0	0
Denver	1	1	4	4.0	4	0	1	1	4	4.0	4	0
Kansas City	-	-	-	-	-	-	-	-	-	-	-	-
Oakland	1	1	8	8.0	8	0	1	1	8	8.0	8	0
San Diego	-	-	-	-	-	-	-	-	-	-	-	-
Seattle	1	0	0	0.0	0	0	1	0	0	0.0	0	0
AFC West	3	2	12	6.0	8	0	3	2	12	6.0	8	0
AFC Total	12	15	146	9.7	29	0	12	15	146	9.7	29	0

TRAVIS MINOR'S RECEIVING BREAKDOWN

	2001						CAREER					
	G	NO	YDS	AVG	LG	TD	G	NO	YDS	AVG	LG	TD
Arizona	-	-	-	-	-	-	-	-	-	-	-	-
Dallas	-	-	-	-	-	-	-	-	-	-	-	-
N.Y. Giants	-	-	-	-	-	-	-	-	-	-	-	-
Philadelphia	-	-	-	-	-	-	-	-	-	-	-	-
Washington	-	-	-	-	-	-	-	-	-	-	-	-
NFC East	-	-	-	-	-	-	-	-	-	-	-	-
Chicago	-	-	-	-	-	-	-	-	-	-	-	-
Detroit	-	-	-	-	-	-	-	-	-	-	-	-
Green Bay	-	-	-	-	-	-	-	-	-	-	-	-
Minnesota	-	-	-	-	-	-	-	-	-	-	-	-
Tampa Bay	-	-	-	-	-	-	-	-	-	-	-	-
NFC Central	-	-	-	-	-	-	-	-	-	-	-	-
Atlanta	1	7	65	9.3	21	1	1	7	65	9.3	21	1
Carolina	1	2	20	10.0	17	0	1	2	20	10.0	17	0
New Orleans	-	-	-	-	-	-	-	-	-	-	-	-
St. Louis	1	1	5	5.0	5	0	1	1	5	5.0	5	0
San Francisco	1	4	27	6.8	20	0	1	4	27	6.8	20	0
NFC West	4	14	117	8.4	21	1	4	14	117	8.4	21	1
NFC Total	4	14	117	8.4	21	1	4	14	117	8.4	21	1
Home	8	19	160	8.4	29	1	8	19	160	8.4	29	1
Road	8	10	103	10.3	20	0	8	10	103	10.3	20	0
1st Down	16	11	105	9.6	18	1	16	11	105	9.6	18	1
2nd Down	16	8	71	8.9	21	0	16	8	71	8.9	21	0
3rd Down	16	10	87	8.7	29	0	16	10	87	8.7	29	0
4th Down	16	0	0	0.0	0	0	16	0	0	0.0	0	0
1st Half	16	12	139	11.6	29	1	16	12	139	11.6	29	1
2nd Half	16	17	124	7.3	21	0	16	17	124	7.3	21	0
Overtime	-	-	-	-	-	-	-	-	-	-	-	-
Grass	12	25	222	8.9	29	1	12	25	222	8.9	29	1
Turf	4	4	41	10.3	10	0	4	4	41	10.3	10	0
Aug./Sept.	3	2	13	6.5	8	0	3	2	13	6.5	8	0
October	3	3	34	11.3	19	0	3	3	34	11.3	19	0
November	4	10	79	7.9	18	0	4	10	79	7.9	18	0
Dec./Jan.	6	14	137	9.8	29	1	6	14	137	9.8	29	1
Games 1-8	8	9	85	9.4	19	0	8	9	85	9.4	19	0
Games 9-16	8	20	178	8.9	29	1	8	20	178	8.9	29	1
Wins	11	17	173	10.2	29	1	11	17	173	10.2	29	1
Losses	5	12	90	7.5	20	0	5	12	90	7.5	20	0
Ties	-	-	-	-	-	-	-	-	-	-	-	-

DOLPHINS AT HOME AGAINST DOMED TEAMS

Miami was 2-0 at home in games against teams which play their home games in a domed stadium in 2001. Overall, the Dolphins own a 31-11 (.738) record at home in regular-season games against teams which play their home games in a domed stadium.

PARMALEE HOLDS TWO-GAME RUSHING RECORD

Running back Bernie Parmalee holds the team record for rushing yardage in consecutive games. Parmalee gained 150 yards on 30 carries against the L.A. Raiders on October 16, 1994, and followed that performance with a 123-yard effort on 25 carries at New England on October 30. His 273 rushing yards in those two games set a team record for rushing yards in consecutive games, surpassing the previous best of 258 yards rushing by Mercury Morris accomplished with 197 yards against New England on September 30, 1973, and 61 yards at the New York Jets on October 7, 1973.



JAMIE NAILS

Guard

6-6 • 335


Born: 6/3/77

College: Florida A&M '97

Acquired: FA, 2002

Signed Through: 2003

NFL: Fifth Season • Dolphins: First Season



PRO CAREER

2001 – Signed with the Dolphins as a free agent on March 5, 2002 . . . Had signed with the Dolphins as a free agent during training camp, on August 15, prior to being released on September 2 . . . Did not play in the NFL during the 2001 season.

2000 – Started all 16 regular season games at right guard for the Bills.

1999 – Played in all 16 games, starting three of them . . . Opened at left guard in place of the injured Ruben Brown in consecutive weeks, at Seattle (10/24) and at Baltimore (10/31) . . . Also started at right guard vs. New England (11/28) . . . Saw action in First-Round Playoff game at Tennessee (1/8/00) in a reserve role.

1998 – Appeared in all 16 regular season contests, including three starts, all coming over the final three weeks . . . First NFL start occurred at left guard in place of the injured Ruben Brown, vs. Oakland (12/13) . . . Also opened at left guard in First-Round Playoff game at Miami (1/2/99).

1997 – Played in four games, all in a reserve role . . . Made NFL debut, on special teams, at N.Y. Jets (9/7) . . . Alternated at right tackle, along with Corey Louchiey, at New England (10/12) . . . Fourth-round draft choice (120th overall) by Buffalo in 1997.

FINIS FACT

An extremely strong player, Jamie bench-pressed 225 pounds 37 times at the NFL Scouting Combine prior to the 1997 draft.

COLLEGE

Was a three-year letterman at Florida A&M (1994-96), where he started 31 of the 33 games in which he played at left tackle . . . Also saw action along the defensive line in his career, primarily in goal-line and short-yardage situations . . . Was a first-team All-Mid-Eastern Athletic Conference selection as both a junior and senior . . . Majored in civil engineering technology.

PERSONAL

Single . . . Attended Appling County High School in Baxley, Ga . . . Lists Walter Payton as the athlete he admired most growing up, and the Pittsburgh Steelers as the NFL team that he followed . . . Full name is Jamie Marcellus Nails, born June 3, 1975.

JAMIE NAILS' NFL REGULAR SEASON STATISTICS


GAMES/STARTS: 1997: 4/0, 1998: 16/3, 1999: 16/3, 2000: 16/16

4-YEAR TOTALS: 52/22

JAMIE NAILS' NFL PLAYOFF STATISTICS

GAMES/STARTS: 1998: 1/1, 1999: 1/0

PLAYOFF TOTALS: 2/1



JEFF OGDEN

Wide Receiver

6-0 • 190

Born: 2/22/75

College: East. Washington '98

Acquired: T (Dall.), 2000

Signed Through: 2002

NFL: Fifth Season • Dolphins: Third Season



PRO CAREER

2001 — Played in all 16 regular season games in a reserve role . . . Caught six passes for 73 yards and a touchdown . . . Returned 32 punts for an 11.8-yard average with a long of 48 . . . Also recorded five tackles and a forced fumble on special teams . . . Punt return average led team for second straight season as he became the first Dolphin to achieve this feat since O.J. McDuffie led the team in this category four straight years, from 1993-96 . . . Ogden's average ranked fourth in the AFC and eighth in the NFL in 2001 . . . Returned four punts for 55 yards vs. Oakland (9/23), including a 19-yarder to the Dolphins' 34, setting up a touchdown drive that ended with a Jay Fiedler 2-yard scoring run with 16 seconds to play in the first half . . . Had a key play on special teams in 21-10 win vs. Denver (12/2) when he forced the ball loose from Chris Cole on a kickoff and Scott Galyon recovered at the Broncos' seven-yard line, leading to a Lamar Smith one-yard touchdown run two plays later . . . Hauled in two passes for 28 yards, including a 10-yard TD reception from Fiedler, at New England (12/22) for his first NFL touchdown catch . . . Had most productive day returning punts in season finale vs. Buffalo (1/6/02) when he fielded four punts for an 18.0-yard average with a long return of 48 . . . That season-long return was taken back to the Bills' 30 and set up a Dolphins touchdown . . . Saw action in a reserve role in First-Round Playoff game vs. Baltimore (1/13/02) . . . Returned two punts for nine yards . . .

CAREER PUNT RETURN AVERAGE: In his Dolphins career, Ogden has returned 51 punts for 700 yards, a 13.7-yard average . . . He now ranks first on the team's all-time chart for punt return average:

MIAMI DOLPHINS ALL-TIME LEADERS IN PUNT RETURN AVERAGE

PLAYER	YEARS	NO.	YDS.	AVG.
1. JEFF OGDEN	2000-01	51	700	13.7
2. Freddie Solomon	1975-77	71	810	11.4
3. Tom Vigorito	1981-85	79	830	10.47
4. Jake Scott	1970-75	127	1330	10.51

2000 — Acquired in a trade with Dallas on August 22, 2000 in exchange for a seventh-round 2002 draft choice . . . Appeared in all 16 regular season games and both playoff contests in a reserve role . . . Finished the regular season with two receptions for 24 yards . . . Led the team with a 17.0-yard average on 19 punt returns, including one for a touchdown . . . Also contributed five tackles on special teams . . . Punt return average established a new Dolphins single-season record (based on a minimum of 14 returns), surpassing the old mark of 12.5, first set by Nate Jacquet in 1999 . . . Had a 31-yard punt return against Baltimore (9/17) to the Ravens' 48 that set up an Olindo Mare field goal . . . Only punt return against Green Bay (10/29) was an 81-yarder for a touchdown, and came in the third quarter, giving the Dolphins a 28-17 lead in a game that they went on to win, 28-20 . . . It was the third-longest punt return ever by a Dolphin, trailing only the 87-yarder for a touchdown by Tommy Vigorito on September 10, 1981

FINS FACT

In 2001, Jeff set up his own charity foundation called "Catch a Star Foundation", whose goal is to offer educational scholarships to foster children and financial help for needy couples trying to adopt. To help raise money for the foundation, Jeff appeared in his own calendar last year.

against Pittsburgh, and Tony Nathan's 86-yard TD return on October 14, 1979 against Buffalo . . . It was the first punt return for a touchdown by a Dolphin since O.J. McDuffie had a 72-yarder for a score on December 13, 1993 against Pittsburgh . . . Came up with a key play in AFC East-clinching victory at New England (12/24) . . . Had a 56-yard punt return to the Patriots' 33 in the first quarter that set up a Mare field goal . . . Also had a 12-yard reception to convert a third down in the fourth quarter of that game . . . In the playoffs, caught one pass for six yards and returned six punts for a 16.0-yard average with a long of 45 . . . In Divisional contest at Oakland (1/6/01), fielded three punts for 66 yards, a 22.0-yard average, with a long of 45 . . . Yardage total in that game represents a Dolphins playoff record, surpassing the old mark of 63, set by Nate Jacquet on January 9, 2000 at Seattle . . . His average was a single-game playoff standard as well with a minimum of three returns . . . It bettered the old mark of 10.5, attained by Jacquet on January 9, 2000 at Seattle . . . In addition, his 45-yard punt return was the longest in team playoff history, surpassing the old record of 29, achieved by Jacquet on January 15, 2000 at Jacksonville . . . Played with the Rhein Fire of the NFL Europe League in the spring of 2000 . . . Finished fifth in the league in receptions with 44, and was fifth in receiving yards with 635 . . . Also scored seven touchdowns.

1999 — Played in all 16 regular season games and one playoff contest in a reserve role . . . Caught 12 passes for 144 yards with a long of 25 . . . Also returned 12 kickoffs for a 21.0-yard average and four punts for a 7.0-yard average . . . Added five tackles on special teams . . . Of his 12 receptions on the year, nine were good for first downs . . . Recorded a season-high two receptions on four occasions . . . Had career-long 25-yard catch vs. Washington (10/24) . . . Compiled a career-best 28 receiving yards, including a 22-yard grab, in season finale vs. N.Y. Giants (1/2/00) . . . Caught one pass for four yards in First-Round Playoff game at Minnesota (1/9/00).

1998 — Played in all 16 regular season games in a reserve role . . . Tallied eight receptions for 63 yards . . . Also returned three kickoffs for a 21.7-yard average and had one rush attempt for 12 yards . . . Tied for sixth on the team with ten special teams tackles . . . First career reception came on a ten-yard catch from Mike Quinn at Philadelphia (11/2) . . . Had a career-high four receptions for 26 yards and one rush attempt for 12 yards vs. Seattle (11/22) . . . Had three special teams tackles in season finale vs. Washington (12/27) . . . Saw action in a reserve role in playoff game, did not post any stats . . . Earned roster spot as an undrafted rookie free agent after catching seven passes for 126 yards in the preseason.

COLLEGE

Began his career as a walk-on, but earned a scholarship following his freshman season . . . Finished with 70 receptions for 1,404 yards and 13 touchdowns . . . As a senior, caught 57 passes for 1,148 yards and 13 touchdowns, and was an All-Big Sky Conference selection as well as a Division I-AA honorable mention All-America choice . . . Was a first-team Academic All-American as well his senior season . . . Yardage total established a school single-season standard . . . Tallied 217 receiving yards against Montana his senior season, when he totaled five 100-yard receiving games . . . Was a two-time pick on the Big Sky Conference All-Academic team . . . Earned his degree in secondary education.

PERSONAL

Single, resides in Snohomish, Wash . . . Attended Snohomish (Wash.) High School, where he served as team captain his senior season when he earned a scholastic award and was honored as the team's most inspirational player . . . Also lettered in basketball and track . . . Has created the "Jeff Ogden's Catch-A-Star Foundation", which was set up to assist foster children and the families trying to adopt them . . . Has assisted in building houses for Habitat for Humanity . . . Full name is Jeffrey Ogden, born February 22, 1975 in Snohomish, Wash.

JEFF OGDEN'S NFL REGULAR SEASON STATISTICS

YEAR	TEAM	G-S	RECEIVING					RUSHING			
			NO.	YDS.	AVG.	LG	TD	ATT.	YDS.	LG	TD
1998	Dallas	16-0	8	63	7.9	12	0	1	12	12	0
1999	Dallas	16-0	12	144	12.0	25	0	0	0	0	0
2000	Miami	16-0	2	24	12.0	12	0	0	0	0	0
2001	Miami	16-0	6	73	12.2	18	1	0	0	0	0
4-YEAR TOTALS		64-0	28	304	10.9	25	1	1	12	12	0
MIAMI TOTALS		32-0	8	97	12.1	18	1	0	0	0	0

JEFF OGDEN'S NFL PLAYOFF STATISTICS

YEAR	TEAM	G-S	RECEIVING					RUSHING			
			NO.	YDS.	AVG.	LG	TD	ATT.	YDS.	LG	TD
1998	Dallas	1-0	0	0	0.0	0	0	0	0	0	0
1999	Dallas	1-0	1	4	4.0	4	0	0	0	0	0
2000	Miami	2-0	1	6	6.0	6	0	0	0	0	0
2001	Miami	1-0	0	0	0.0	0	0	0	0	0	0
PLAYOFF TOTALS		5-0	2	10	5.0	6	0	0	0	0	0
MIAMI TOTALS		3-0	1	6	6.0	6	0	0	0	0	0

ADDITIONAL STATS

Special Teams Tackles: (Dallas) 10 in 1998, 5 in 1999, (Miami) 5 in 2000, 5 in 2001 for total of 25

Special Teams Forced Fumbles: 1 in 2001

Punt Returns: (Dallas) 4 for 28 yards, 7.0 avg., 2 FC, long of 10 in 1999, (Miami) 19 for 323 yards, 17.0 avg., 11 FC, long of 81t, 1 TD in 2000, 32 for 377 yards, 11.8 avg., 11 FC, long of 48 in 2001 for total of 55 for 728 yards, 13.2 avg., 24 FC, long of 81t, 1 TD (P-8 for 105 yards, 13.1 avg., 0 FC, long of 45)

Kickoff Returns: 3 for 65 yards, 21.7 avg., long of 28 in 1998, 12 for 252 yards, 21.0 avg., long of 29 in 1999 for total of 15 for 317 yards, 21.1 avg., long of 29

Miscellaneous Tackles: 1 in 2001

SINGLE-GAME HIGHS


Most Receptions:	4 vs. Seattle, 11/22/98 2, seven different times
Most Receiving Yards:	28 vs. N.Y. Giants, 1/2/00 28 at New England, 12/22/01 26 vs. Seattle, 11/22/98
Longest Receptions:	25 vs. Washington, 10/24/99 22 vs. N.Y. Giants, 1/2/00 18 vs. Atlanta, 9/20/99 18 at Indianapolis, 10/31/99 18 at New England, 12/22/01
Most Punt Returns:	4 vs. Oakland, 9/23/01 4 at Indianapolis, 11/11/01 4 vs. Buffalo, 1/6/02
Most Punt Return Yards:	81 vs. Green Bay, 10/29/00 72 vs. Buffalo, 1/6/02 67 at New England, 12/24/00
Longest Punt Returns:	81t vs. Green Bay, 10/29/00 56 at New England, 12/24/00 48 vs. Buffalo, 1/6/02

JEFF OGDEN'S RECEIVING BREAKDOWN

2001

CAREER

	G	NO	YDS	AVG	LG	TD	G	NO	YDS	AVG	LG	TD
Buffalo	2	0	0	0.0	0	0	4	0	0	0.0	0	0
Indianapolis	2	0	0	0.0	0	0	5	2	25	12.5	18	0
Miami	-	-	-	-	-	-	1	0	0	0.0	0	0
New England	2	3	31	10.3	18	1	5	6	64	10.7	18	1
N.Y. Jets	2	0	0	0.0	0	0	5	1	9	9.0	9	0
AFC East	8	3	31	10.3	18	1	20	9	98	10.4	18	1
Baltimore	-	-	-	-	-	-	1	0	0	0.0	0	0
Cincinnati	-	-	-	-	-	-	1	1	12	12.0	12	0
Cleveland	-	-	-	-	-	-	-	-	-	-	-	-
Jacksonville	-	-	-	-	-	-	-	-	-	-	-	-
Pittsburgh	-	-	-	-	-	-	-	-	-	-	-	-
Tennessee	1	0	0	0.0	0	0	1	0	0	0.0	0	0
AFC Central	1	0	0	0.0	0	0	3	1	12	12.0	12	0
Denver	1	0	0	0.0	0	0	2	0	0	0.0	0	0
Kansas City	-	-	-	-	-	-	1	2	20	10.0	12	0
Oakland	0	0	0	0.0	0	0	2	0	0	0.0	0	0
San Diego	-	-	-	-	-	-	1	0	0	0.0	0	0
Seattle	1	0	0	0.0	0	0	3	4	26	6.5	9	0
AFC West	3	0	0	0.0	0	0	9	6	46	7.7	12	0
AFC Total	12	3	31	10.3	18	1	32	16	156	9.8	18	1
Arizona	-	-	-	-	-	-	4	1	10	10.0	10	0
Dallas	-	-	-	-	-	-	-	-	-	-	-	-
N.Y. Giants	-	-	-	-	-	-	4	2	28	14.0	22	0
Philadelphia	-	-	-	-	-	-	4	1	10	10.0	10	0
Washington	-	-	-	-	-	-	4	2	33	16.5	25	0
NFC East	-	-	-	-	-	-	16	6	81	13.5	25	0
Chicago	-	-	-	-	-	-	1	0	0	0.0	0	0
Detroit	-	-	-	-	-	-	1	0	0	0.0	0	0
Green Bay	-	-	-	-	-	-	2	0	0	0.0	0	0
Minnesota	-	-	-	-	-	-	3	1	7	7.0	7	0
Tampa Bay	-	-	-	-	-	-	1	0	0	0.0	0	0
NFC Central	-	-	-	-	-	-	8	1	7	7.0	7	0
Atlanta	1	0	0	0.0	0	0	2	2	18	9.0	18	0
Carolina	1	1	18	18.0	18	0	2	1	18	18.0	18	0
New Orleans	-	-	-	-	-	-	2	0	0	0.0	0	0
St. Louis/L.A.	1	0	0	0.0	0	0	1	0	0	0.0	0	0
San Francisco	1	2	24	12.0	13	0	1	2	24	12.0	13	0
NFC West	4	3	42	14.0	18	0	8	5	60	12.0	18	0
NFC Total	4	3	42	14.0	18	0	32	12	148	12.3	25	0
Home	8	2	21	10.5	18	0	32	14	144	10.3	25	0
Road	8	4	52	13.0	18	1	32	14	160	11.4	18	1
1st Down	16	2	24	12.0	13	0	-	-	-	-	-	-
2nd Down	16	1	10	10.0	10	1	-	-	-	-	-	-
3rd Down	16	3	39	13.0	18	0	-	-	-	-	-	-
4th Down	16	0	0	0.0	0	0	-	-	-	-	-	-
1st Half	16	1	3	3.0	3	0	-	-	-	-	-	-
2nd Half	16	5	70	14.0	18	1	-	-	-	-	-	-
Overtime	-	-	-	-	-	-	-	-	-	-	-	-
Grass	12	6	73	12.2	18	1	32	13	146	11.2	18	1
Turf	4	0	0	0.0	0	0	32	15	158	10.5	25	0
Aug./Sept.	3	0	0	0.0	0	0	13	3	26	8.7	18	0
October	3	1	3	3.0	3	0	15	6	75	12.5	25	0
November	4	1	18	18.0	18	1	17	7	61	8.7	18	0
Dec./Jan.	6	4	52	13.0	18	0	19	12	142	11.8	22	1
Games 1-8	8	2	21	10.5	18	0	32	11	129	11.7	25	0
Games 9-16	8	4	52	13.0	18	1	32	17	175	10.3	22	1
Wins	11	2	21	10.5	18	0	40	16	170	10.6	25	0
Losses	5	4	52	13.0	18	1	24	12	134	11.2	18	1
Ties	-	-	-	-	-	-	-	-	-	-	-	-



ADEWALE OGUNLEYE

Defensive End

6-4 • 255

Born: 8/9/77

College: Indiana '00

Acquired: FA, 2000

Signed Through: 2002

NFL: Third Season • Dolphins: Third Season



PRO CAREER

2001 — Played in seven games, all in a reserve role . . . Finished with five total tackles (2 solo) and a half-sack . . . After being inactive each of the first three weeks of the season, made NFL debut in a reserve role vs. New England (10/7) . . . Tallied a half-sack vs. Carolina (11/4) . . . Registered two tackles at Indianapolis (11/11) . . . Was inactive for First-Round Playoff game vs. Baltimore (1/13/02).



2000 — Signed with the Dolphins as an undrafted rookie free agent on April 25, 2000 . . . Spent his entire rookie season on the Dolphins' Reserve/Non-Football Injury list while still recovering from a knee injury sustained during his senior season of college.

COLLEGE

Was a four-year letterman and starter (1996-99) at Indiana, during which time he played in 39 games, starting 37 of them . . . Finished with 167 total tackles, including 64 for loss, 34 sacks for 247 yards in losses and three fumble recoveries . . . Sack total ranks fifth on the Big Ten all-time sack chart . . . Started each of the first six games of his senior season before sustaining a torn anterior cruciate ligament in his left knee in the sixth game of the season, on October 9 against Northwestern . . . Prior to the injury, had tallied 22 tackles, including 11 for loss, and 7.5 sacks . . . Was a second-team All-Conference pick as a junior when he started all 11 games and registered 56 tackles, including 17 for loss, and eight sacks . . . Was a first-team All-Big Ten selection as a sophomore when he started all 11 contests and recorded 42 tackles, and career-high totals of 21 stops for loss and ten sacks . . . Notched a career-high four sacks against Ohio State . . . Started nine of the 11 games in which he played as a redshirt freshman in 1996 and tallied 47 tackles, including team-high figures of 15 stops for loss and 8.5 sacks . . . Redshirted as a true freshman in 1995 . . . Earned degree in English, was enrolled in postgraduate work during the 1999 season.

PERSONAL

Single . . . Was an all-city selection as a senior at Tottenville High School in Staten Island, N.Y. . . . Has done work with the Muscular Dystrophy Association and Read Across America . . . Has assisted in building houses for Habitat for Humanity . . . Often spends his off days speaking in schools, visiting hospitals or attending other charity events . . . Lists "The Matrix" as favorite movie, "Cosby" as favorite television show, "Wu-Tang" as favorite recording artists and Jerry Rice as favorite athlete . . . Goes by the nickname "Wah-LAY" . . . Born August 9, 1977, in Brooklyn, N.Y.

**FINS FACT**

Adewale's paternal grandfather was a governor of the Nigerian province of Ondo State.

ADEWALE OGUNLEYE'S NFL REGULAR SEASON STATISTICS

YEAR	TEAM	G-S	TACK.	ASST.	TOTAL	FUM. REC.	FOR. FUM.	QB SACK	YDS LOST
2000	Miami				RESERVE/NFI				
2001	Miami	7-0	2	3	5	0	0	½	3.0

ADEWALE OGUNLEYE'S NFL PLAYOFF STATISTICS

YEAR	TEAM	G-S	TACK.	ASST.	TOTAL	FUM. REC.	FOR. FUM.	QB SACK	YDS LOST
2001	Miami				INACTIVE				



ED PERRY

Tight End

6-4 • 270

Born: 9/1/74

College: James Madison '97

Acquired: D6b, 1997

Signed Through: 2003

NFL: Sixth Season • Dolphins: Sixth Season



PRO CAREER

2001 — Played in all 16 games in a reserve role . . . Did not have any receptions . . . Served as the Dolphins' snapper on both punts and placements for the entire season, and was near-perfect on both . . . Registered eight special teams tackles during the course of the year . . . Saw action in First-Round Playoff game vs. Baltimore (1/13/02) . . . Did not post any stats.

2000 — Played in nine games, all in a reserve role . . . Was inactive for two contests . . . Spent each of the final five regular season games and both playoff contests on injured reserve . . . Did not have any catches on the year . . . Served as the long snapper on both punts and placements . . . Recorded three special teams tackles on the year . . . Was inactive at Cincinnati (10/1) and vs. Buffalo (10/8) with a dislocated right shoulder sustained vs. New England (9/24) . . . Was placed on injured reserve on November 23 . . . On November 28, underwent surgery to repair ligaments and muscle damage associated with his shoulder dislocation . . . The surgery was performed by Dr. James Andrews at the Alabama Sports Medicine Center in Birmingham.

1999 — Played in all 16 regular season games with one start . . . Caught three passes for eight yards and one touchdown . . . Also served as the long snapper on both punts and placements, and recorded eight tackles on special teams . . . Opened the game as part of a two-tight end set vs. New England (11/21) . . . His entire reception total on the year came vs. N.Y. Jets (12/27) . . . Included in that total was a one-yard scoring reception from Dan Marino . . . The three catches tied for the second-highest single-game receiving total of his career . . . Saw action in both playoff games following the 1999 season in a reserve capacity . . . Caught one pass for three yards, with that reception coming in First-Round win at Seattle (1/9/00).

1998 — Played in 14 regular season games, including five starts, all when the Dolphins opened with two tight ends . . . Was inactive for two games . . . Saw some time as the snapper on punts and placements during the course of the season . . . Registered five special teams

FINS FACT

Ed spends a portion of his free time utilizing his skills as a barber. A majority of his customers are his teammates.

tackles on the year . . . Also appeared in both playoff games, with one start . . . Finished the regular season with 25 receptions for 255 yards . . . Both totals ranked fifth on the team . . . Caught a career-high four passes for 26 yards vs. Buffalo (9/13) . . . Was inactive vs. Indianapolis (11/8) and at Carolina (11/15) . . . Grabbed two passes for a career-high 59 yards, including a career-long catch of 46 yards, in Monday night contest at New England (11/23) . . . Saw action in both playoff games following the 1998 season, starting one of them . . . Totaled two receptions for 29 yards with a long of 22, with all of his playoff stats coming in First-Round win vs. Buffalo (1/2/99) . . . Made initial start of NFL postseason career in Divisional game at Denver (1/9/99), when Troy Drayton was forced to sit out the contest with an ankle injury.

1997 — Played in 16 games during rookie season with four starts, all as part of a two-tight end set . . . Finished with 11 receptions for 45 yards and a touchdown . . . Contributed seven tackles on special teams . . . Was utilized as a fullback during the year as well . . . Also served as the deep snapper on punts and placements over the course of the season . . . Made first NFL start, vs. Kansas City (10/5), when he also caught his first NFL pass, a two-yard reception from Dan Marino . . . Started vs. N.Y. Jets (11/9) and tied for the team-lead with a season-high three catches totaling 19 yards, including a season-long 10-yard grab . . . Was also credited with four special teams tackles in the Jets game . . . Had two catches for four yards, including a three-yard TD reception from Marino, vs. Buffalo (11/17) in front of a Monday night audience . . . It was Perry's first NFL touchdown, and it was Marino's tenth touchdown pass of the season, each to a different receiver, the first time in NFL history the first ten touchdown passes by a quarterback went to ten different receivers . . . With injury to Frank Wainright (pectoral muscle), served as the team's long snapper on punts for the first game of the season and each of the final six regular season games and playoff contest . . . Handled snapping duties on placements for each of the last two regular season contests and playoff matchup . . . Saw action in a reserve role in First-Round Playoff game at New England (12/28) . . . Did not have any catches . . . Fourth of four sixth-round draft choices by Miami (177th overall) in 1997.

COLLEGE

Was a four-year letterman (1993-96) and three-year starter at James Madison . . . Finished his career with 113 receptions for 1,283 yards and six touchdowns . . . Blocked two punts in his career . . . Was an All-Yankee Conference choice as a senior when he caught 31 passes for 299 yards, and also handled the deep snapping duties for the Dukes . . . Was a first-team all-conference pick as a junior when he totaled 26 catches for 219 yards . . . Was a first-team all-conference pick and a third-team All-America choice by The Sports Network his sophomore season when he put together career-high numbers of 39 receptions for 533 yards and three touchdowns . . . Saw reserve action as a redshirt freshman in 1993 and caught 17 passes for 232 yards and three scores . . . Majored in sociology.

PERSONAL

Single, resides in Pembroke Pines, Fla . . . Has a daughter, Kamaya . . . Was an all-region and all-state choice as a senior at Highlands Springs High School in Richmond, Va . . . Earned four letters in football and three in basketball . . . Enjoys collecting rubber bands, watching television and playing basketball in spare time . . . Also spends free time cutting hair, including many of his teammates . . . Has assisted with events for the Daily Bread Food Bank, Rebuilding Together and the Broward Partnership for the Homeless . . . Has assisted in building houses for Habitat for Humanity . . . Lists "Major Payne" as favorite movie, "Martin" as favorite television show and Mary J. Blige as favorite recording artist . . . Full name is Edward Lewis Perry, Jr., born September 1, 1974 in Richmond, Va.

ED PERRY'S NFL REGULAR SEASON STATISTICS

YEAR	TEAM	G-S	RECEIVING					RUSHING			
			NO.	YDS.	AVG.	LG	TD	ATT.	YDS.	LG	TD
1997	Miami	16-4	11	45	4.1	10	1	0	0	0	0
1998	Miami	14-5	25	255	10.2	46	0	0	0	0	0
1999	Miami	16-1	3	8	2.7	5	1	0	0	0	0
2000	Miami	9-0	0	0	0.0	0	0	0	0	0	0
2001	Miami	16-0	0	0	0.0	0	0	0	0	0	0
5-YEAR TOTALS		71-10	39	308	7.9	46	2	0	0	0	0

ED PERRY'S NFL PLAYOFF STATISTICS

YEAR	TEAM	G-S	RECEIVING					RUSHING			
			NO.	YDS.	AVG.	LG	TD	ATT.	YDS.	LG	TD
1997	Miami	1-0	0	0	0.0	0	0	0	0	0	0
1998	Miami	2-1	2	29	14.5	22	0	0	0	0	0
1999	Miami	2-0	1	3	3.0	3	0	0	0	0	0
2000	Miami	INJURED RESERVE									
2001	Miami	1-0	0	0	0.0	0	0	0	0	0	0
PLAYOFF TOTALS		6-1	3	32	10.7	22	0	0	0	0	0

ADDITIONAL STATS

Special Teams Tackles: 7 in 1997, 5 in 1998, 8 in 1999, 3 in 2000, 8 in 2001 for total of 31

Miscellaneous Tackles: 1 in 1998

Kickoff Returns: 1 for 7 yards in 1997, 1 for 0 yards in 2001 for total of 2 for 7 yards, 3.5 avg., long of 7

Fumble Recoveries: 1 in 1997

SINGLE-GAME HIGHS

Most Receptions:

- 4 vs. Buffalo, 9/13/98
- 3 vs. N.Y. Jets, 11/9/97
- 3 at New England, 11/23/97
- 3 at Jacksonville, 10/12/98
- 3 vs. New England, 10/25/98
- 3 at Oakland, 12/6/98
- 3 vs. N.Y. Jets, 12/13/98
- 3 vs. N.Y. Jets, 12/27/99

Most Receiving Yards:

- 59 at New England, 11/23/98
- 42 vs. N.Y. Jets, 12/13/98
- 31 at Jacksonville, 10/12/98

Most TD Receptions:

- 1 vs. Buffalo, 11/17/97
- 1 vs. N.Y. Jets, 12/27/99

Longest Receptions:

- 46 at New England, 11/23/98
- 25 at Jacksonville, 10/12/98
- 22 vs. N.Y. Jets, 12/13/98
- *22 at Denver, 1/9/99

* Playoff game

ED PERRY'S RECEIVING BREAKDOWN

	2001						CAREER					
	G	NO	YDS	AVG	LG	TD	G	NO	YDS	AVG	LG	TD
Buffalo	2	0	0	0.0	0	0	8	7	38	5.4	14	1
Indianapolis	2	0	0	0.0	0	0	7	3	19	6.3	10	0
Miami	-	-	-	-	-	-	-	-	-	-	-	-
New England	2	0	0	0.0	0	0	9	8	93	11.6	46	0
N.Y. Jets	2	0	0	0.0	0	0	10	12	88	7.3	22	1
AFC East	8	0	0	0.0	0	0	34	30	238	7.9	46	2

ED PERRY'S RECEIVING BREAKDOWN


	2001						CAREER					
	G	NO	YDS	AVG	LG	TD	G	NO	YDS	AVG	LG	TD
Baltimore	-	-	-	-	-	-	2	0	0	0.0	0	0
Cincinnati	-	-	-	-	-	-	-	-	-	-	-	-
Cleveland	-	-	-	-	-	-	-	-	-	-	-	-
Jacksonville	-	-	-	-	-	-	1	3	31	10.3	25	0
Pittsburgh	-	-	-	-	-	-	1	0	0	0.0	0	0
Tennessee	1	0	0	0.0	0	0	3	0	0	0.0	0	0
AFC Central	1	0	0	0.0	0	0	7	3	31	10.3	25	0
Denver	1	0	0	0.0	0	0	3	2	18	9.0	12	0
Kansas City	-	-	-	-	-	-	1	1	2	2.0	2	0
Oakland	1	0	0	0.0	0	0	4	3	19	6.3	8	0
San Diego	-	-	-	-	-	-	1	0	0	0.0	0	0
Seattle	1	0	0	0.0	0	0	3	0	0	0.0	0	0
AFC West	3	0	0	0.0	0	0	12	6	39	6.5	12	0
AFC Total	12	0	0	0.0	0	0	53	39	308	7.9	46	2
Arizona	-	-	-	-	-	-	1	0	0	0.0	0	0
Dallas	-	-	-	-	-	-	1	0	0	0.0	0	0
N.Y. Giants	-	-	-	-	-	-	-	-	-	-	-	-
Philadelphia	-	-	-	-	-	-	1	0	0	0.0	0	0
Washington	-	-	-	-	-	-	1	0	0	0.0	0	0
NFC East	-	-	-	-	-	-	4	0	0	0.0	0	0
Chicago	-	-	-	-	-	-	1	0	0	0.0	0	0
Detroit	-	-	-	-	-	-	2	0	0	0.0	0	0
Green Bay	-	-	-	-	-	-	2	0	0	0.0	0	0
Minnesota	-	-	-	-	-	-	1	0	0	0.0	0	0
Tampa Bay	-	-	-	-	-	-	1	0	0	0.0	0	0
NFC Central	-	-	-	-	-	-	7	0	0	0.0	0	0
Atlanta	1	0	0	0.0	0	0	2	0	0	0.0	0	0
Carolina	1	0	0	0.0	0	0	1	0	0	0.0	0	0
New Orleans	-	-	-	-	-	-	1	0	0	0.0	0	0
St. Louis	1	0	0	0.0	0	0	2	0	0	0.0	0	0
San Francisco	1	0	0	0.0	0	0	1	0	0	0.0	0	0
NFC West	4	0	0	0.0	0	0	7	0	0	0.0	0	0
NFC Total	4	0	0	0.0	0	0	18	0	0	0.0	0	0
Home	8	0	0	0.0	0	0	36	21	144	6.9	22	2
Road	8	0	0	0.0	0	0	35	18	164	9.1	46	0
1st Down	16	0	0	0.0	0	0	71	13	88	6.8	15	1
2nd Down	16	0	0	0.0	0	0	71	17	150	8.8	46	0
3rd Down	16	0	0	0.0	0	0	71	9	70	7.8	25	1
4th Down	16	0	0	0.0	0	0	71	0	0	0.0	0	0
1st Half	16	0	0	0.0	0	0	71	18	110	6.1	15	2
2nd Half	16	0	0	0.0	0	0	71	21	198	9.4	46	0
Overtime	0	0	0	0.0	0	0	3	0	0	0.0	0	0
Grass	12	0	0	0.0	0	0	54	32	262	8.2	46	2
Turf	4	0	0	0.0	0	0	17	7	46	6.6	15	0
Aug./Sept.	3	0	0	0.0	0	0	16	6	35	5.8	14	0
October	3	0	0	0.0	0	0	18	10	77	7.7	25	0
November	4	0	0	0.0	0	0	19	11	99	9.0	46	1
Dec./Jan.	6	0	0	0.0	0	0	18	12	97	8.1	22	1
Games 1-8	8	0	0	0.0	0	0	38	17	120	7.1	25	0
Games 9-16	8	0	0	0.0	0	0	33	22	188	8.5	46	2
Wins	11	0	0	0.0	0	0	43	21	123	5.9	13	1
Losses	5	0	0	0.0	0	0	28	18	185	10.3	46	1
Ties	-	-	-	-	-	-	-	-	-	-	-	-

SNHPTOD

DOLPHINS IN PLAYOFFS FIVE STRAIGHT YEARS

The Dolphins are the only NFL team that has qualified for the playoffs each of the last five seasons (1997-01). This current streak is tied for the longest in club history. They also qualified for the playoffs five years in a row from 1970-74.

FACT



TODD PERRY

Guard

6-5 • 310

Born: 11/28/70

College: Kentucky '93

Acquired: UFA (Chi.), 2001

Signed Through: 2005

NFL: Tenth Season • Dolphins: Second Season



PRO CAREER

2001 – Signed a five-year contract with the Dolphins as an unrestricted free agent from Chicago on March 3, 2001 . . . Started all 16 regular season games and First-Round Playoff contest at right guard . . . Did not miss an offensive snap either in the regular season or playoffs . . . Marked the fourth year in-a-row that he opened all 16 league games . . . Enters the 2002 season having started and played in 64 consecutive contests . . . Was part of a unit that permitted only 27 sacks in '01, tied for second-fewest in the AFC and fifth in the NFL.

2000 – Started all 16 games in which he played for the Bears at left guard, marking the third consecutive year and fourth time overall that he opened all 16 contests . . . Part of a line that paved the way for a running game that averaged 4.2 yards per rush attempt, tied for the 12th best mark in the NFL in 2000 . . . Enters the 2001 season having played and started in 48 straight contests.

1999 – Started all 16 contests at left guard and did not miss an offensive snap on the year . . . Marked the second straight year and third time in his career that he started all 16 regular season games.

1998 – Started all 16 games at left guard, the second time in his career he opened all 16 contests.

1997 – Started all 11 games in which he appeared . . . Sustained a pulled hamstring in the fourth quarter of season opener at Green Bay (9/1), and missed each of the next four games . . . Was placed on injured reserve with a lower back injury on December 19 and missed season finale at Tampa Bay (12/21).

1996 – Started all 16 games at left guard, the first time in his career he opened all 16 contests . . . Was part of a unit that allowed only 23 sacks, fourth in the NFC and fifth in the NFL.

1995 – Started 15 games at left guard . . . Sustained a leg injury in fourth quarter at Tampa Bay (9/17) and was inactive the following week at St. Louis (9/24) . . . Earned a game ball for his performance in win at N.Y. Giants (11/26) as Bears rushed for 143 yards and allowed just one sack.

1994 – Started four of the 15 games in which he played . . . Saw action on special teams and as a tackle-eligible in goal-line situations . . . Saw action at left guard in the second half at N.Y. Jets (9/25), replacing an injured Mark Bortz . . . Did not play vs. Green Bay (10/31) . . . Also replaced an injured Bortz in first quarter at Arizona (11/27) . . . Started each of the final four regular season games and both playoff contests at left guard.

1993 – Started three of the 13 games in which he played during his rookie season . . . First NFL start came at right guard in place of the injured John Wojciechowski at San Diego (11/14) . . . Also opened at that spot each of the next two weeks, at Kansas City (11/21) and at Detroit (11/25) . . . Fourth-round draft choice (97th overall) of Chicago in 1993.

FINS FACT	
Todd was originally drafted by the Bears in 1993, Dave Wannstedt's first year as Chicago's head coach.	10 20 30

COLLEGE

Four-year letterman (1989-92) at Kentucky . . . Started 37 of the 43 games in which he played during his career . . . Was a three-time academic All-Southeastern Conference selection . . . Started every game at left guard his senior year of 1992 and helped lead the way for a running game which averaged 172.2 yards per contest . . . Earned first-team all-conference honors from Football News and second-team accolades from the Associated Press . . . Played in the Japan Bowl and East-West Shrine Game following his senior season . . . Opened every game at left guard his junior season and was voted as the team's Outstanding Offensive Lineman . . . Was redshirted in 1988 . . . Majored in biology.

PERSONAL


Married to Heidi with a son (Tyler) and a daughter (Alexandra) . . . Was an honorable mention all-state choice as both a junior and senior at North Hardin High School in Elizabethtown, Kentucky . . . Has participated in events benefiting the Cystic Fibrosis Foundation . . . Has assisted in building houses for Habitat for Humanity . . . Full name is Todd Joseph Perry, born November 28, 1970 in Elizabethtown, Ky.

TODD PERRY'S NFL REGULAR SEASON STATISTICS

GAMES/STARTS: 1993: 13/3, 1994: 15/4, 1995: 15/15, 1996: 16/16, 1997: 11/11, 1998: 16/16, 1999: 16/16, 2000: 16/16, (Miami) 2001: 16/16 **9-YEAR TOTALS: 134/113**

TODD PERRY'S NFL PLAYOFF STATISTICS

GAMES/STARTS: 1994: 2/2, (Miami) 2001: 1/1 **PLAYOFF TOTALS: 3/3**



DERRICK RODGERS

Linebacker

6-1 • 230


Born: 10/14/71

College: Arizona State '98

Acquired: D3b, 1997

Signed Through: 2004

NFL: Sixth Season • Dolphins: Sixth Season



PRO CAREER

2001 — Started all 14 games in which he played at weakside linebacker . . . Finished fifth on the team with 82 total tackles (45 solo) . . . Also recorded a sack, a forced fumble and a career-high eight passes defended . . . Spent each of the final two weeks of the season on injured reserve . . . For the second straight year, was the winner of the team's Leadership Award, as voted on by his teammates . . . Collected a season-high nine tackles at St. Louis (9/30) . . . Matched that total at Indianapolis (11/11) when he also tackled Colts QB Peyton Manning for an 8-yard loss, as he accounted for his only sack of the season . . . Had eight tackles and two passes defended in 21-10 win over Denver (12/2) . . . Registered seven tackles at New England (12/22) before sustaining a left shoulder dislocation . . . Was placed on injured reserve on December 26 . . . Underwent surgery that same day to debride the joint and repair the joint capsule and labrum in his left shoulder . . . Chief Team Physician Dr. George Caldwell and team physician Dr. Erol Yoldas performed the surgery at Holy Cross Hospital in Ft. Lauderdale . . . The first game that he missed, vs. Atlanta (12/30), ended a string of 67 straight league games in which he had played . . . Prior to that, had missed only one contest in his NFL career, with that occurring on November 17, 1997 against Buffalo . . .

FINS FACT

During high school, Derrick earned extra money by selling concessions at the Superdome during Saints games.

PLAYOFFS: Was on injured reserve with a left shoulder dislocation for First-Round Playoff game vs. Baltimore (1/13/02) . . . In his career, has appeared in seven postseason games, starting six of them . . . Has amassed 35 tackles, a half-sack, a forced fumble and a pass defended.

2000 – Started 14 of the 16 games in which he played at weakside linebacker . . . Finished the season fourth on the team with a career-high 93 tackles (67 solo) . . . Added a half-sack, a forced fumble and three passes defended . . . Also was fourth on the club with 25 special teams tackles . . . Won the team's Leadership Award for 2000 in a vote of his teammates . . . Only games he did not start were vs. Buffalo (10/8) and at N.Y. Jets (10/23) as Dolphins opened with five defensive backs . . . Tied for third on the team with six tackles in 19-6 win vs. Baltimore (9/17) . . . Registered five special teams tackles at N.Y. Jets (10/23) . . . Led the Dolphins with 11 tackles at San Diego (11/12) as they held the Chargers to just 238 yards of total offense in a 17-7 win . . . Topped team's tackle chart with a season-high ten stops vs. Green Bay (10/29) when he also knocked down two passes . . . Also had three tackles on special teams against the Packers . . . Notched five special teams tackles at Buffalo (12/3) . . . Had eight tackles in season-ending win at New England (12/24), in which the Dolphins clinched the AFC East title . . . Turned in perhaps the biggest play of the game as he stripped the ball from Patriots TE Jermaine Wiggins at the Dolphins' 22 following a 59-yard reception in the third quarter . . . Brock Marion recovered in the end zone for a safety, as the Patriots led at the time, 24-17 . . . Started both playoff games following the 2000 season at weakside linebacker . . . Was second on the squad with 17 total tackles (13 solo) and a pass defended . . . Also posted a tackle on special teams . . . Had eight tackles in First-Round victory over Indianapolis and nine stops in Divisional contest at Oakland (1/6/01) . . . Underwent surgery following the season, on January 10, 2001, for an arthroscopic debridement of his right shoulder and left knee . . . The surgery was performed by Dr. John Uribe at HealthSouth Doctor's Hospital in Coral Gables.

1999 – Started 15 of the 16 games in which he played during the regular season at weakside linebacker . . . Tied for ninth on the team with 52 total tackles (29 solo) . . . Also had one interception, a fumble recovery, a forced fumble and three passes defended . . . Contributed five tackles and a fumble recovery on special teams . . . Posted five tackles in season-opener at Denver (9/13) . . . Had four tackles and a fumble recovery at New England (10/17) . . . Came up with the first interception of his NFL career vs. Philadelphia (10/24) when he picked off a Doug Pederson pass and returned it five yards . . . Registered a season-high seven tackles at Buffalo (11/14) . . . Matched that total with seven stops two weeks later at Dallas (11/25) . . . Only game he did not start was vs. N.Y. Jets (12/27) when Dolphins opened with six defensive backs . . . Started both playoff games following the 1999 season at weakside linebacker . . . Tallied seven tackles (five solo), including five in Divisional contest at Jacksonville (1/15/00) . . . Also had one tackle on special teams.

1998 – Started all 16 regular season games and both playoff contests at weakside linebacker . . . Finished the regular season with 56 total tackles, 2.5 sacks for 17 yards lost and a pass defended . . . Tackle total tied for fifth on the team, while sack figure ranked fifth . . . Also contributed 11 tackles on special teams during the course of the year, which tied for eighth on the squad . . . Had two tackles, including a sack, in season-opener at Indianapolis (9/6) . . . Posted six tackles in Dolphins' 21-0 win over Pittsburgh (9/20) . . . Was credited with three tackles, including a sack, in 14-0 victory over St. Louis (10/18) . . . Notched five tackles and earned a defensive game ball for his performance vs. New England (10/25) as the Dolphins held the Patriots without a touchdown in a 12-9 victory . . . Also chipped in with two special teams tackles in the Patriots game . . . Finished second on the team with a season-high eight stops at Buffalo (11/1) . . . Was awarded a game ball on defense in win at Oakland (12/6) when he tallied six tackles and a half-sack . . . Started both playoff games following the 1998 season at weakside linebacker . . . Totaled five tackles, a half-sack and a forced fumble . . . Made initial start of NFL postseason career in First-Round contest vs. Buffalo (1/2/99) . . . Posted a pair of stops, a half-sack and a forced fumble . . . The forced fumble occurred on a shared sack with Robert Jones of Bills QB Doug Flutie, and was recovered by Zach Thomas.

1997 – Started 14 of the 15 games in which he appeared at rightside linebacker during his rookie season . . . Finished with 91 total tackles (69 solo), five sacks for 32 yards lost, a fumble recovery, three forced fumbles and four passes defended . . . Tackle total ranked fourth on the team and was second among linebackers . . . Led team in tackles on two occasions and finished second twice . . . Sack total tied with Jason Taylor and Tim Bowens for second on the squad . . . His five sacks tied Taylor for the fourth-most ever (now fifth) by a Dolphins rookie, and they tied for fourth among NFL rookies in 1997, along with Minnesota's Dwayne Rudd:

ROOKIE SACK LEADERS

MOST SACKS BY A DOLPHINS ROOKIE

PLAYER	YEAR	SACKS
1. Bill Stanfill	1969	8.0
Lorenzo Bromell	1998	8.0
3. A.J. Duhe	1977	7.0
4. Marco Coleman	1992	6.0
5. DERRICK RODGERS	1997	5.0
Jason Taylor	1997	5.0

MOST SACKS BY AN NFL ROOKIE IN 1997

PLAYER	TEAM	SACKS
1. Peter Boulware	Balt.	11.5
2. Kenny Holmes	Tenn.	7.0
3. Mark Smith	Ariz.	6.0
4. DERRICK RODGERS	MIA.	5.0
Jason Taylor	Mia.	5.0
Dwayne Rudd	Minn.	5.0

In addition, Rodgers and Taylor's combined ten sacks made them the second-most productive rookie sack tandem in Dolphins history (now tied along with Lorenzo Bromell and Kenny Mixon, who also tallied ten sacks in 1998), trailing only A.J. Duhe (seven) and Bob Baumhower (four), who combined for 11 in 1977 . . . Their total was second among rookie sack tandems in the NFL in 1997:

TOP NFL ROOKIE SACK TANDEMS IN 1997

TEAM	PLAYER	SACKS	PLAYER	SACKS	TOTAL
Balt.	Peter Boulware	11.5	Jamie Sharper	3.0	14.5
MIAMI	DERRICK RODGERS	5.0	JASON TAYLOR	5.0	10.0
Tenn.	Kenny Holmes	7.0	Pratt Lyons	2.5	9.5
Ariz.	Mark Smith	6.0	Ty Howard	1.0	7.0
Wash.	Greg Jones	3.5	Derek Smith	2.0	5.5

GAME HIGHLIGHTS: Made his NFL debut in season-opener vs. Indianapolis (8/31), when he started at rightside linebacker . . . Led team with 11 tackles, including the first sack of his career, as he dropped Colts QB Paul Justin for an 11-yard loss . . . Also had a pass defended and two forced fumbles . . . Had nine stops and a pass defended the following week vs. Tennessee (9/7) . . . Was second on the club with ten tackles, including a sack, at Green Bay (9/14) . . . Topped team with nine tackles vs. Kansas City (10/5), when he also was credited with a pass defended . . . Was second on the squad the week afterwards at N.Y. Jets (10/12) with ten tackles . . . Also recorded two sacks, the first multiple sack game of his career and the 11th time in franchise history that a rookie has had two or more sacks in a game . . . It tied him with eight others (now nine) for the second-highest single-game sack total by a Dolphins rookie, trailing only A.J. Duhe (three, at N.Y. Jets 11/6/77) and Marco Coleman (three, vs. Indianapolis 10/25/92) . . . One of his sacks resulted in a fumble which was recovered by Trace Armstrong . . . For his efforts, Rodgers was named AFC Defensive Player of the Week, the first such honor of his career . . . Had five tackles and a fumble recovery at Baltimore (10/19) . . . Registered three tackles, including a sack, vs. N.Y. Jets (11/9) . . . Left the game early with a sprained right knee. . . Was inactive the following week vs. Buffalo (11/17) . . . Returned to action at New England (11/23), but did not start . . . Opened each of the final four regular season contests . . . Saw action in a reserve role in First-Round Playoff game at New England (12/28) . . . Was credited with six total tackles . . . Second of four third-round draft choices (92nd overall) by Miami in 1997, with a compensatory pick awarded by the NFL as a result of net free agent losses in 1996 . . .

ROOKIE HONORS: Was named Sports Illustrated's NFL Defensive Rookie of the Year . . . Was also named to College and Pro Football Weekly's All-Rookie team.

COLLEGE

Started in his only season at Arizona State, in 1996 . . . Left school following his junior season . . . Named first-team All-Pac-10 and was a finalist for the Bronko Nagurski Award, given to college football's premier defensive player, as a junior . . . Was an integral part of a defense which helped the Sun Devils to a regular season mark of 11-0 in 1996 . . . Posted 56 total tackles, including 23 for loss, and 12 sacks . . . Added four forced fumbles, one fumble recovery and four passes defended . . . Earned Sports Illustrated's National Player of the Week honors against Nebraska with nine tackles, including three for loss, two sacks and a pair of safeties . . . Had six tackles, including five sacks, against California when he was selected as the Pac-10 Defensive Player of the Week . . . Played two seasons at Riverside (Calif.) Community College before attending ASU . . . Was a second-team All-America and first-team All-Mission Conference choice, as well as the conference's Outstanding Defensive Lineman and Most Valuable Player as a sophomore . . . Finished with 108 total tackles and seven sacks . . . Majored in microbiology.

PERSONAL

Married to Kareff . . . Has a daughter, Elasia (4/1/96), and a son, Triston Andre (7/1/99) . . . Attended St. Augustine High School in New Orleans, La . . . Did not participate in football there, instead played the trumpet as a member of the school's nationally renowned marching band . . . Prior to junior college, the only organized football he played was one year of pee-wee football at age six . . . Graduated from high school in 1989, and served four years as a medical technician in the U.S. Air Force before enrolling at Riverside Community College in 1994 . . . Was stationed for more than two years in Okinawa, Japan . . . Mother, Regina, is a Tennessee Air National Guardsman . . . Father works for Quaker Oats . . . Has participated in events benefiting the Cystic Fibrosis Foundation, Make-A-Wish Foundation, Daily Bread Food Bank, and the United Way . . . Has assisted in building houses for Habitat for Humanity . . . Enjoys spending time with family, dancing, playing Sega and Sony PlayStation and watching movies . . . Full name is Derrick Andre' Rodgers, born October 14, 1971 in Memphis, Tenn.

DERRICK RODGERS' NFL REGULAR SEASON STATISTICS

YEAR	TEAM	G-S	TACK.	ASST.	TOTAL	FUM. REC.	FOR. FUM.	QB SACK	YDS LOST
1997	Miami	15-14	69	22	91	1	3	5	32.0
1998	Miami	16-16	43	13	56	0	0	2½	17.0
1999	Miami	16-15	29	23	52	2	1	0	0.0
2000	Miami	16-14	67	26	93	0	1	½	4.5
2001	Miami	14-14	45	37	82	0	1	1	8.0
5-YEAR TOTALS		77-73	253	121	374	3	6	9	61.5

DERRICK RODGERS' NFL PLAYOFF STATISTICS

YEAR	TEAM	G-S	TACK.	ASST.	TOTAL	FUM. REC.	FOR. FUM.	QB SACK	YDS LOST
1997	Miami	1-0	4	2	6	0	0	0	0.0
1998	Miami	2-2	4	1	5	0	1	½	5.0
1999	Miami	2-2	5	2	7	0	0	0	0.0
2000	Miami	2-2	13	4	17	0	0	0	0.0
2000	Miami	INJURED RESERVE							
PLAYOFF TOTALS		7-6	26	9	35	0	1	½	5.0

ADDITIONAL STATS

Passes Defended: 4 in 1997, 1 in 1998, 3 in 1999, 3 in 2000, 8 in 2001 for total of 19 (P-1)

Special Teams Tackles: 11 in 1998, 5 in 1999, 25 in 2000, 2 in 2001 for total of 43 (P-2)

Interceptions: 1 for 5 yards in 1999

PERFECT AT HOME VS. NINE TEAMS

Not including the expansion Houston Texans, there are nine NFL teams that are winless against the Dolphins during the regular season in Miami entering 2002. The Dolphins are 4-0 vs. Arizona, 1-0 vs. Baltimore, 1-0 vs. Carolina, 6-0 vs. Denver, 3-0 vs. Detroit, 6-0 vs. Green Bay, 3-0 vs. New Orleans, 5-0 vs. Philadelphia and 3-0 vs. Washington. Jacksonville has yet to play a regular season game in Miami. The Dolphins play host to Detroit in 2002.

RECORD WHEN LEADING PLAYOFF GAMES

Of the 39 playoff games in the history of the Dolphins, Miami has led at the half on 15 occasions and in those 15 games, the Dolphins are 11-4. In all playoff games, Miami is 20-19.

SNH170D

FACT

SNH170D

FACT



MARK ROYALS

Punter

6-5 • 225

Born: 6/22/65

College: Appalachian State '86

Acquired: FA, 2002

Signed Through: 2002

NFL: 14th Season • Dolphins: First Season



PRO CAREER

2001 – Signed a one-year contract with the Dolphins as a free agent on April 15, 2002 after being released by Tampa Bay on March 1 . . . Played in all 16 regular season games, as well as playoff contest for the Bucs . . . Punted 83 times for 3,382 yards (40.7 avg.), including a long of 61 yards . . . Set the club's single-season record with 26 punts inside the 20 . . . Boomed pressure punts at Dallas (9/9) helping the Buccaneers win the field position battle . . . Had four punts for 169 yards (42.3 avg.), including a 45-yarder out of the Buccaneer end zone late in the fourth quarter . . . Had three punts for 128 yards (42.7 avg.) at Minnesota (9/30), bouncing the last one on the four-yard line . . . Had excellent day against Green Bay (10/7) with six punts for 268 yards (44.7 avg.), including two inside-the-20 . . . Had five punts for 220 yards, pinning two punts inside-the-20 against Pittsburgh (10/21) . . . Punted the ball nine times for 372 yards (41.3 avg.), pinning four inside the 20 at Green Bay (11/4) . . . Had seven punts for 319 yards (45.6 avg.) at Detroit (11/11), pinning two inside the 20, including a season-long 61-yarder . . . Broke Frank Garcia's team record for career punts as a Buccaneer with his 378th punt at St. Louis (11/26) . . . Punted five times for 223 yards (44.6 avg.), with a long of 55 . . . Punted three times at Cincinnati (12/2), pinning two inside the 20-yard line, including a 31-yard punt in overtime that was downed on the four-yard line . . . Had excellent night against Baltimore (12/29), pinning four of seven punts inside the 20-yard line . . . Punted the ball five times for 208 yards in First-Round Playoff game at Philadelphia (1/12) . . . Finished his Tampa Bay career with 414 punts, the most in club history.

FINS FACT

Mark has aspirations of getting into the broadcast journalism field following his playing career. This past offseason, he served as an analyst for two NFL Europe League games on FOX Sports Net.

2000 – Played in all 16 regular season games as well as playoff contest . . . Punted 85 times for 3,551 yards (41.8 avg.), including a long of 63 yards . . . Averaged 40.3 yards on 10 punts in a win over the Patriots (9/3) . . . Constantly drove the Jets back by averaging 49.9 yards on seven punts (9/24) . . . Totaled nine punts for a 45.9 average at Washington (10/1) . . . Put the Lions (10/19) inside their 20 on two of his three boots and averaged 45 yards per kick . . . In a win over Minnesota (10/29), did not attempt a punt for the first time in his career . . . Threw a dart to Damien Robinson for a 36-yard gain on a fake punt at Atlanta (11/5) and averaged 48.3 yards on four kicks . . . Nailed seven kicks against Buffalo (11/26) and pinned the Bills inside their own 20 three times . . . Booted a season long 63-yarder in a win over Dallas (12/3) . . . Averaged a solid 36.7 yards in a driving rain at Miami (12/10) which included a 53-yard kick that put the Dolphins in their own territory with less than two minutes to play . . . Had a season-high 11 punt attempts in the regular season finale at Green Bay (12/24) . . . Punted six times for 243 yards (40.5 average) against Philadelphia (12/31) in First-Round Playoff game, including a 56-yard rocket.

1999 – Signed with Tampa Bay on August 4, 1999 after being released by New Orleans on June 29 . . . Played in all 16 regular season games in his first season with the Bucs . . . Finished third in the NFC with a club-record gross average of 43.13 yards per kick . . . Broke Tommy Barnhardt's record of 43.07 (1996) . . . Ranked second in the conference with a net average of 37.4 . . . Net average fell just short of Barnhardt's club record of 37.8 (1996) . . . Pinned 23 punts inside the 20, falling one shy of Dan Stryzinski's single-season franchise record of 24 (1993) . . . Averaged 46 yards on eight punts in season-opening loss to Giants (9/12) . . . Placed two punts inside the 20 and averaged 41.4 yards on five boots in win at Philadelphia (9/19) . . . Punted six times for a 45-yard average and pinned two punts inside the 20 against Denver (9/26) . . . Averaged 41 yards on five punts with two inside the 20 at Minnesota (10/3) . . . Averaged 43.8 yards on six punts with two inside the 20 vs. Kansas City (11/14) . . . Punted five times for a 43.2-yard average in win over

Atlanta (11/21) . . . Punted a season-high nine times for a 39.9-yard average in 16-3 victory at Seattle (11/28) . . . Placed two punts inside the 20 and averaged 44.8 yards on four kicks in Monday Night win over Vikings (12/6) . . . Booted five punts for a 41.4-yard average in win over Packers (12/26) . . . Pinned two punts inside the 20 and completed a 17-yard pass to S Damien Robinson on a fake punt, setting up a field goal . . . Averaged 43.2 yards on six punts in swirling winds at Chicago (1/2) . . . Nailed a season-long 66-yarder in the second quarter . . . Set a club playoff mark with 10 punts in divisional win over Washington (1/15/00) . . . Placed three punts inside the 20 and averaged 41.8 yards per kick . . . Averaged 40.4 yards on five punts in NFC Championship Game at St. Louis (1/23/00) . . . Pinned the Rams inside the 20 on three occasions.

1998 — Led the NFC in gross average (third in the NFL) with a 45.6-yard average on 88 punts . . . In the process, set a Saints record by leading the NFC in gross average two consecutive seasons . . . Pinned 26 punts inside the 20 with 10 touchbacks . . . Recorded a career-high net average of 36.0 yards . . . Averaged a season-best 53.1 yards on seven punts in win at Indianapolis (9/27) . . . Averaged 48.8 yards on eight punts against San Francisco (10/11) . . . Named NFC Special Teams Player of the Week after New Orleans' 9-3 win over the Bucs (10/25), as he booted five kicks inside the 20, including three in the fourth quarter . . . Hit seven punts for a 49.6-yard average and made two special teams tackles at Miami (11/29).

1997 — Signed with New Orleans as an unrestricted free agent from Detroit on April 25, 1997 . . . Averaged a career-best and franchise-best 45.9 yards per punt . . . Placed 21 punts inside the 20 and had 13 touchbacks . . . Registered a net average of 34.9 yards . . . Posted a season-best net average of 44 yards on two punts against Detroit (9/21) . . . Punted eight times for a 47.9-yard average vs. San Francisco (10/26) . . . Named NFC Special Teams Player of the Week versus Arizona (12/14), after booting six punts for a 57.0-yard average.

1996 — Posted a 43.8-yard average for Detroit . . . Pinned 11 punts inside the 20 . . . Played in 100th regular season game of his NFL career vs. Tampa Bay (9/8) . . . Averaged a season-high 49.8 yards against the N.Y. Giants (10/27).

1995 — Signed with Detroit as an unrestricted free agent from Pittsburgh on April 26, 1995 . . . Averaged 42.0 yards per kick for the Lions . . . Nailed a career-best 69-yarder at Minnesota (9/10) . . . Also dropped three punts inside the 20 against the Vikings . . . Averaged 54 yards on two punts at Washington (10/22) . . . Hit six punts for 48.8 yards at Atlanta (11/5).

1994 — Hit a career-high 97 punts for a 39.7-yard average in his final season with the Steelers . . . Paced the league with 35 punts inside the 20 . . . Pinned four of nine punts inside the 20 against Cincinnati (10/16) . . . Tied a career-best with 11 punts vs. Houston (11/6), with a career-high eight inside the 20 . . . Averaged 44.4 yards with a long of 55 in the AFC Championship Game against San Diego (1/15) . . . Concluded his three-year Steelers stint with 259 punts, currently fifth-most in team history . . . 41.5-yard average is fifth all-time.

1993 — Averaged 42.5 yards on 89 kicks . . . Led the AFC with just three touchbacks on 89 punts . . . Also led the conference with 28 punts inside the 20 . . . Had 22 punts of 50 or more yards . . . Earned AFC Special Teams Player of the Week honors versus Buffalo (11/15), booting a 58-yarder and dropping three inside the 20 . . . Set a career-high with 11 punts against New England (12/5).

1992 — Signed with the Steelers as a Plan B free agent on March 15, 1992 . . . Finished fifth in the AFC with a 42.7-yard average in his first season with Pittsburgh . . . Dropped two of three punts inside the 20 in a playoff loss to Bills (1/9).

1991 — Averaged 40.3 yards on 84 punts for Tampa Bay . . . Set a then-club record with 22 punts inside the 20 . . . Booted six punts for a season-best 46.8-yard average at New Orleans (10/20).

1990 — Beat out incumbent Chris Mohr to win punting honors in training camp . . . Averaged 40.3 yards on 72 punts . . . Had 16 of his punts fair caught . . . Earned all-rookie honors from Football Digest . . . Twice named Bucs' special teams player of the game.

1988-89 — Was released by Phoenix on July 27, 1988 . . . Went to training camp with the Dolphins in 1989, was waived on August 28, after incumbent Reggie Roby claimed the punting duties . . . In preseason with Miami that year, punted five times for a 34.4-yard average with a long of 41.

1987 – Punted in one game each for Cardinals and Eagles as a replacement player . . . Had six punts for 222 yards (two inside the 20) for St. Louis at Washington (10/4) . . . Punted for a 41.8-yard average on five punts for Philadelphia at Green Bay (10/18).

1986 – Signed by Dallas as an undrafted rookie free agent . . . Was waived on August 8.

COLLEGE

Lettered three years at Appalachian State (1983-85) . . . Left with six school records: single-game yards (512), single-season yards (3,529), career yards (9,670), single-game punts (13), single-season punts (85) and career punts (231) . . . Averaged 42.0 yards over three seasons . . . Earned All-Southern Conference honors in 1983 and honorable mention All-America honors in 1984 . . . Transferred to ASU from Chowan (N.C.) Junior College . . . Earned a degree in political science.

PERSONAL

Married to Kimberly, couple has a daughter, Brooke . . . Lettered in football and baseball at Mathews (Va.) High School . . . Has been very active in community events . . . Has participated in many events benefiting the Boys & Girls Club . . . While in Tampa, hosted students from several middle schools at every home game through the "Royals' Rookies" reading program . . . Adopted a local family through Big Brothers/Big Sisters during Christmas of 2000, personally delivering gifts he purchased . . . Serves as spokesperson for Abilities of Florida's annual golf tournament . . . Worked with All Children's Hospital to help babies who are born with cleft palates and other disabilities . . . Spoke at the graduation for the D.A.R.E. (Drug Abuse Resistance Education) program . . . Did a public service announcement for Budweiser's Tow-to-Go program, which promotes responsible driving . . . Served as the co-host for Sunshine Network's broadcast of "Bucs on the Beach" . . . Was a weekly guest on a local television sports show last season. . . Also co-hosted a weekly radio show in Tampa . . . Full name is Mark Alan Royals, born June 22, 1965, in Hampton, Virginia.

MARK ROYALS' NFL REGULAR SEASON STATISTICS

YEAR	TEAM	G	NO.	YDS.	AVG.	NET	TB	IN20	LG	BLK
1987	Phil./St. Louis	2	11	431	39.2	22.3	1	3	48	0
1990	Tampa Bay	16	72	2902	40.3	34.0	5	8	62	0
1991	Tampa Bay	16	84	3389	40.3	32.3	6	22	56	0
1992	Pittsburgh	16	73	3119	42.7	35.6	9	22	58	1
1993	Pittsburgh	16	89	3781	42.5	34.2	3	28	61	0
1994	Pittsburgh	16	97	3849	39.7	35.7	6	35	64	0
1995	Detroit	16	57	2393	42.0	31.0	6	15	69	2
1996	Detroit	16	69	3020	43.8	33.4	8	11	60	1
1997	New Orleans	16	88	4038	45.9	34.8	13	21	66	0
1998	New Orleans	16	88	4017	45.6	36.0	10	26	64	0
1999	Tampa Bay	16	90	3882	43.1	37.4	8	23	66	0
2000	Tampa Bay	16	85	3551	41.8	35.1	8	17	63	0
2001	Tampa Bay	16	83	3382	40.7	34.2	8	26	61	0
13-YEAR TOTALS		194	986	41754	42.3	34.5	91	257	69	4

MARK ROYALS' NFL PLAYOFF STATISTICS

YEAR	TEAM	G	NO.	YDS.	AVG.	NET	TB	IN20	LG	BLK
1992	Pittsburgh	1	3	112	37.3	30.7	1	2	44	0
1993	Pittsburgh	1	6	268	44.7	35.3	1	1	51	0
1994	Pittsburgh	2	10	413	41.3	29.1	4	2	55	0
1995	Detroit	1	5	187	37.4	34.8	0	1	48	0
1999	Tampa Bay	2	15	620	41.3	36.4	1	6	53	0
2000	Tampa Bay	1	6	243	40.5	34.2	0	0	56	0
2001	Tampa Bay	1	5	208	41.6	39.6	0	0	48	0
PLAYOFF TOTALS		9	50	2051	41.0	33.7	7	12	56	0




ADDITIONAL STATS

Passing: 1 of 1 for 44 yards in 1992; 1 of 1 for minus-8 yards in 1996; 1 of 2 for 17 yards in 1999; 1 of 1 for 36 yards in 2000; 1 of 1 for 5 yards in 2001 for total of 5 of 6 for 94 yards, long of 44.
Rushing: 1 for minus-13 yards in 1994; 1 for minus-7 yards in 1995 for total of 2 for minus-20 yards.

SINGLE-GAME HIGHS

Most Punts:	11 vs. New England, 12/5/93
	11 at Houston, 11/6/94
	11 at Green Bay, 12/24/00
	10 vs. Tampa Bay, 9/8/96
	*10 vs. Washington, 1/15/00
Most Punt Yards:	434 at Green Bay, 12/24/00
	432 at Houston, 11/6/94
	421 vs. Tampa Bay, 9/8/96
Highest Average (min. 4 punts):	57.0 vs. Arizona, 12/14/97
	53.1 at Indianapolis, 9/27/98
	50.4 at Arizona, 12/20/98
Longest Punts:	69 at Minnesota, 9/10/95
	66 vs. Arizona, 12/14/97
	66 at Chicago, 1/2/00
Most Inside-the-20:	8 vs. Houston, 11/16/94
	5 vs. Tampa Bay, 10/25/98
	4 at Oakland, 11/9/97
	4 vs. Cincinnati, 10/16/94
	4 at Green Bay, 11/4/01
	4 vs. Baltimore, 12/29/01

* Playoff game

	TIM RUDDY		
	Center		
	6-3 • 295		
	Born: 4/27/72		
	College: Notre Dame '94		
Acquired: D2b, 1994			
	Signed Through: 2004		
	NFL: Ninth Season • Dolphins: Ninth Season		

PRO CAREER

2001 — Started all 15 games in which he played at center . . . Was inactive for one game . . . Participated in every offensive snap in 15 regular season contests and First-Round Playoff game vs. Baltimore (1/13/02) . . . Was inactive at Buffalo (11/25) with a right knee sprain, snapping a string of 67 straight games in which he had started and played . . . Prior to the Bills contest, the last time Ruddy was forced to sit out was on October 12, 1997 when he missed a game at N.Y. Jets because of a left knee injury . . . Part of an offensive line in '01 that allowed just 27 sacks, tied for second-fewest in the AFC and fifth in the NFL . . .

PLAYOFFS: Started at center in First-Round Playoff game vs. Baltimore (1/13/02) . . . In his career, has appeared in 11 postseason games, starting nine of them.

2000 — Signed a five-year contract on February 24, 2000 . . . Started all 16 regular season games and both playoff contests at center in 2000 . . . Had, perhaps, the finest season of his NFL career in 2000 as he was named to his first Pro Bowl . . . Was an integral part of a running

192 • Royals/Ruddy

FINS FACT

Off the field, Tim works as a financial consultant, and handles investments for several of his teammates.

game which amassed 1,894 yards, the highest total by a Dolphins team since 1984 . . . Led the way for RB Lamar Smith, who rushed for 1,139 yards, the second-highest single-season total ever by a Dolphin . . . Also part of a line that allowed only 28 sacks, tied for the fifth-fewest in the NFL in 2000 . . . Earned offensive game balls for his performances in wins vs. Baltimore (9/17) and at Cincinnati (10/1) . . . The Bengals game also marked the 100th regular season contest of his NFL career . . . Started both playoff games at center . . . Part of a line that helped to pave the way for a rushing game which accumulated 258 yards and a 5.4-yard average in First-Round victory over Indianapolis (12/30) . . . This included a 209-yard performance by Lamar Smith, the second-highest total in NFL playoff history . . . Underwent surgery following the season, on February 12, 2001 . . . Had surgery to repair damage to the glenoid labrum in his left shoulder . . . The surgery was performed by Dr. John Uribe at HealthSouth Doctor's Hospital in Coral Gables . . .

PRO BOWL: Was named to the first Pro Bowl of his NFL career, as he replaced an injured Tom Nalen (Broncos) . . . Joined six other Dolphins in the Pro Bowl, marking Miami's most representatives in the game since they had seven following the 1984 season . . . Ruddy was the first Dolphins offensive lineman since tackle Richmond Webb in 1996 to be named to the Pro Bowl roster . . . Became the third center in Dolphins history to earn the honor, joining Hall of Famers Jim Langer and Dwight Stephenson, and the first since Stephenson was selected following the 1987 season.

1999 – Started all 16 regular season games and both playoff contests at center in 1999 . . . Was the only Dolphins offensive lineman to open all 16 regular season contests . . . Was awarded offensive game balls for his performances in wins over Denver (9/13) and at Indianapolis (10/10) . . . Started both playoff games following the 1999 season at center.

1998 – Started all 16 regular season games and both playoff contests at center . . . Did not miss an offensive snap during the regular season . . . Was awarded offensive game balls for his performances in wins vs. St. Louis (10/18), vs. Indianapolis (11/8) and vs. New Orleans (11/29) . . . Started both playoff games following the 1998 season at center . . . Had his only NFL reception, regular season or postseason, when he caught a Dan Marino deflected pass for an eight-yard gain in Miami's First-Round Playoff win vs. Buffalo (1/2/99).

1997 – Started all 15 regular season games in which he played at center . . . Dressed but did not play at N.Y. Jets (10/12) due to a left knee injury . . . That snapped a streak of 37 straight starts dating back to the 1995 season opener . . . It also marked the first and one of only two games he has missed in his eight-year NFL career . . . Had opened each of the first five contests of the year prior to the Jets game . . . Came back and started each of the final ten regular season contests . . . Was credited with two miscellaneous tackles on the year . . . Started First-Round Playoff game at New England (12/28).

1996 – Started at center for all 16 games . . . Was one of three Dolphins offensive linemen to open every contest . . . Credited with one miscellaneous tackle . . . Underwent dual surgery on December 23, 1996, at HealthSouth Larkin Hospital in Miami . . . Had a screw inserted to repair a navicular fracture of his right wrist, and left fifth finger extensor tendon repaired . . . Both surgeries were performed by Dr. Anne Quellele, a hand specialist.

1995 – Started all 16 regular season games and one playoff contest . . . Had three miscellaneous tackles . . . Made first NFL start in season opener against N.Y. Jets (9/3) . . . Joined teammate Richmond Webb as Miami's only two offensive players to play every offensive snap over the course of season.

1994 – Played in all 16 regular season games and both playoff contests as a rookie . . . Saw action mainly on special teams . . . Made NFL debut in reserve role against New England (9/4) . . . Second-round draft choice (65th overall) of Miami in 1994.

COLLEGE

Four-year letterman (1990-93) and two-year starter at Notre Dame . . . Saw action at both center and guard in college . . . Started every game at center as a senior . . . Named second-team All-America and first-team All-Independent by The Football News and Associated Press . . . Selected as offensive team tri-captain . . . Earned GTE/CoSIDA National Academic All-America and Student Athlete of the Year accolades . . . Helped offense rank sixth in nation in rushing with 260.7 yards per game average . . . Selected as GTE/CoSIDA National Academic All-America as a junior . . . Recipient of Student/Athlete award from Notre Dame club of St.

Joseph Valley . . . Twice selected Delta Airlines-Mobil Cotton Bowl Scholar Athlete . . . Helped team rank third in the nation in total offense (470.4 per game) and rushing (280.9 per game) . . . Saw reserve action at center and guard as a sophomore . . . Received State Farm/Mutual Broadcasting Student Athlete of Year award . . . Posted a perfect 4.0 grade point average as both a junior and a senior . . . Graduated with 3.86 grade point average . . . Holds B.S. in mechanical engineering . . . Earned post-graduate scholarships from NCAA and National Football Foundation.

PERSONAL

Married to Kim, couple resides in Plantation, Fla., with son, Braden (6/29/96) and daughter Kailyn (9/12/98) . . . Attended Dunmore (Pa.) High School . . . Named honorable mention All-America by Sporting News as a senior . . . Selected as 15th best prospect in the nation by Atlanta Journal-Constitution . . . Earned two letters as two-way tackle, deep snapper and kicker . . . Lettered three times in track, performing in the discus and shot put . . . Was the state champion in the shot put as a senior . . . Graduated high school with perfect 4.0 grade point average . . . Has participated in various fund-raising events throughout his career . . . Has assisted in building houses for Habitat for Humanity . . . Works as a financial consultant during the off-season . . . Enjoys hunting and fishing . . . Full name is Timothy Daniel Ruddy, born April 27, 1972, in Scranton, Pa.

TIM RUDDY'S NFL REGULAR SEASON STATISTICS

GAMES/STARTS: 1994: 16/0, 1995: 16/16, 1996: 16/16, 1997: 15/15, 1998: 16/16, 1999: 16/16, 2000: 16/16, 2001: 15/15 **8-YEAR TOTALS: 126/110**

TIM RUDDY'S NFL PLAYOFF STATISTICS

GAMES/STARTS: 1994: 2/0, 1995: 1/1, 1997: 1/1, 1998: 2/2, 1999: 2/2, 2000: 2/2, 2001: 1/1
PLAYOFF TOTALS: 11/9

ADDITIONAL STATS

Receiving: (P-1 for 8 yards)

Miscellaneous Tackles: 3 in 1995, 1 in 1996, 2 in 1997, 1 in 1999, 1 in 2001 for total of 8


DOLPHINS BEFORE AND AFTER BYES

Miami owns a 9-4 record in games following a bye week. In 1990, Miami followed a bye with a 17-10 win over New England. In 1991, the Dolphins returned to action with a 10-6 win at Indianapolis. In 1992, Miami opened the season with a bye (due to Hurricane Andrew) and came back with a 27-23 win at Cleveland. In 1993, the Dolphins had two bye weekends and rebounded with a 22-13 win over Buffalo and a 41-27 win over Indianapolis. In 1994, the Dolphins came back from a bye weekend and won by a 23-3 score at New England. In 1995, the Dolphins returned to action with a 26-23 win at Cincinnati. Miami lost for the first time after a bye when they dropped a 22-15 decision to Seattle in 1996. In 1997, Miami followed a bye with a 17-14 win over Kansas City. In 1998, they dropped a 20-9 decision to the New York Jets. In 1999 they were defeated by the Buffalo Bills, 23-18, on a Monday night. In 2000, they were handed a 40-37 overtime loss by the New York Jets, also on a Monday night. Last year, they earned a 28-24 decision over the Seattle Seahawks at Husky Stadium. With a Monday, November 4 contest against the Packers in Green Bay following the bye this year, the Dolphins will play on a Monday night after their bye for the third time in the last four years.

The Dolphins are 7-5 in games preceding the bye week. In the week preceding their bye this year, the Dolphins will face the Buffalo Bills on Sunday, October 20 at Pro Player Stadium.

DOLPHINS

FACT



TWAN RUSSELL

Linebacker

6-1 • 230

Born: 4/25/74

College: Miami (Fla) '97

Acquired: FA, 2000

Signed Through: 2003

NFL: Sixth Season • Dolphins: Third Season



PRO CAREER

2001 – Played in all 16 regular season games, starting two of them . . . Finished the season with 13 tackles (6 solo) on defense . . . Recorded 24 stops on special teams, which ranked second on the club . . . In a vote of his teammates, was named as special teams captain . . . Started each of the first two games of the year at strongside linebacker . . . Collected four tackles in opener at Tennessee (9/9) and posted a season-high five stops vs. Oakland (9/23) . . . Had two tackles on special teams and was awarded a game ball in win over New England (10/7), as the unit downed three punts inside the 20, held the Patriots to no yards on two punt returns and limited them to a 21.0-yard average on two kickoff returns . . . Had three stops on special teams vs. Atlanta (12/30) . . . Registered a season-high four special teams tackles in finale vs. Buffalo (1/6/02) when he was awarded a special teams game ball . . . Saw action in a reserve role in First-Round Playoff game vs. Baltimore (1/13/02) . . . Only stats came on special teams where he recorded a tackle and a forced fumble . . . Knocked ball loose from Jermaine Lewis on the game's opening kickoff, and it was recovered by Tommy Hendricks at the Ravens' 24, leading to an Olindo Mare field goal.

2000 – Signed with the Dolphins as a free agent on March 24, 2000, after he was not tendered as a restricted free agent by Washington . . . Appeared in all 16 regular season games, starting two of them . . . Saw action in both playoff contests following the season in a reserve role, the first two playoff games of his NFL career . . . Finished the year with five tackles on defense and 26 on special teams, which tied for second on the club . . . Also recovered a fumble on special teams unit . . . Started at strongside linebacker for games at San Diego (11/12) and vs. N.Y. Jets (11/19) when starter Robert Jones was moved to the middle because of ankle injury to Zach Thomas . . . They marked the first two starts of his NFL career . . . Had two stops in the Jets contest . . . Was awarded game balls for his performance on special teams in wins vs. Seattle (9/3) and at Detroit (11/5) . . . Recorded three tackles in the Seahawks game and three more stops the following week at Minnesota (9/10) . . . Added a pair of tackles against the Lions, when he also recovered a Terry Fair fumble on the opening kickoff of the second half, which led to an Olindo Mare field goal in a Dolphins 23-8 victory . . . Posted two special teams tackles in the playoffs.

1999 – Played in each of the first nine games of the '99 season for the Redskins, all in a reserve role . . . Recorded four tackles on defense and 15 stops on special teams, which ranked fourth on the squad . . . Was placed on injured reserve on November 16 with a left knee injury, and spent the remainder of the year there.

1998 – Played in three games, all in a reserve role . . . Posted three special teams tackles . . . Sustained a sprained great toe and foot in the third game of the season, at Seattle (9/20) . . . Spent the remainder of the year on injured reserve.

1997 – Appeared in 14 contests during his rookie season . . . Had one tackle on defense and eight stops on special teams . . . Fifth-round draft choice (148th overall) of Washington in 1997.

FINS FACT

Twan has formed the "Russell Life Skills and Reading Foundation", which helps to promote literacy in elementary, middle school and high school children in Fort Lauderdale. For his efforts off the field, Twan was selected as the winner of the team's Community Service Award for 2001.

COLLEGE

Was a four-year letterman (1993-96) and two-year starter at Miami (Fla.) . . . Led the team in tackles his senior season of 1996 with 115 . . . Also had a sack and five stops for loss that year . . . Notched a career-high 20 tackles against East Carolina . . . Started at strongside linebacker his senior season and tallied 72 stops . . . Recorded 55 tackles as a sophomore in 1994 and 40 stops as a redshirt freshman in 1993 . . . Majored in broadcasting and criminology.

PERSONAL

Married to Lysandra with daughter, Taylor (6/10/97) . . . Family resides in Plantation, Fla. . . . Prepped at St. Thomas Aquinas High School in Fort Lauderdale, where he had 147 tackles, 13 sacks, two interceptions, five fumble recoveries and two blocked punts his senior season . . . Also excelled in track and won the state title in the 330-yard hurdles while also competing in the triple jump . . . Was the Sun-Sentinel Track Athlete of the Year in Broward County his senior year . . . During the summer of 1996, served an internship with WPLG-TV, the ABC affiliate in Miami . . . Always willing to help with any charity event . . . Was awarded the 1996 Walter Kichowski Award by the University of Miami's Hall of Fame for his dedication in the classroom and his work in the community . . . Worked with youths at the Broward County Sheriffs' department instructional football camp . . . Has participated in the Miami Dolphins Fishing Tournament and the Superbowl of Fashion which benefits the Cystic Fibrosis Foundation . . . Recently formed "Russell Life Skills and Reading Foundation", which encourages literacy in elementary, middle and high school children in Ft. Lauderdale . . . Also created a website for the organization, located at www.russellreadingroom.com . . . Is a member of the Boys and Girls Club Board of Directors . . . Named the 2001 Miami Dolphins Man of the Year for all his charitable work in the South Florida Community . . . Also was the recipient of the Miami Dolphins 2001 Community Service Award and the Jasper Hometown Hero nomination from the Miami Dolphins . . . Has assisted in building houses for Habitat for Humanity . . . Worked with kids that have Cystic Fibrosis at the Mercury Jr. Anglers Clinic, teaching them how to fish . . . Full name is Twan Sanchez Russell, born April 25, 1974 in Fort Lauderdale.

TWAN RUSSELL'S NFL REGULAR SEASON STATISTICS

YEAR	TEAM	G-S	TACK.	ASST.	TOTAL	FUM. REC.	FOR. FUM.	QB SACK	YDS LOST
1997	Washington	14-0	1	0	1	0	0	0	0.0
1998	Washington	3-0	0	0	0	0	0	0	0.0
1999	Washington	9-0	2	2	4	0	0	0	0.0
2000	Miami	16-2	2	3	5	1	0	0	0.0
2001	Miami	16-2	6	7	13	0	0	0	0.0
5-YEAR TOTALS		58-4	11	12	23	1	0	0	0.0
MIAMI TOTALS		32-4	8	10	18	1	0	0	0.0


TWAN RUSSELL'S NFL PLAYOFF STATISTICS

YEAR	TEAM	G-S	TACK.	ASST.	TOTAL	FUM. REC.	FOR. FUM.	QB SACK	YDS LOST
2000	Miami	2-0	0	0	0	0	0	0	0.0
2001	Miami	1-0	1	0	1	0	0	0	0.0
PLAYOFF TOTALS		3-0	1	0	1	0	0	0	0.0

ADDITIONAL STATS

Special Teams Tackles: (Washington) 8 in 1997, 3 in 1998, 15 in 1999 (Miami) 26 in 2000, 24 in 2001 for total of 76 (P-3)

Special Teams Forced Fumbles: (P-1)



LEON SEARCY

Guard

6-4 • 310

Born: 12/21/69

College: Miami (Fla.) '92

Acquired: FA, 2002

Signed Through: 2002

NFL: 11th Season • Dolphins: First Season



PRO CAREER

2001 — Signed a one-year contract with the Dolphins as a free agent on March 11, 2002 . . . Missed all of the 2001 season with the Baltimore Ravens with a torn triceps tendon in his left arm . . . Was placed on injured reserve on October 26 . . . Had signed with Baltimore as a free agent on March 12, 2001.

2000 — Missed the entire 2000 season after tearing his right quadriceps during training camp . . . Had started 111 of 112 games over the previous seven seasons at right tackle before missing the 2000 season (48 games from 1993-95 with Pittsburgh and 63 of 64 from 1996-99 with Jacksonville, missing just one game) . . . Placed on injured reserve (right quadriceps) on 11/29/00 . . . Was on the inactive list for the first 12 games of the season (9/13 at Cleveland through 11/26 vs. Tennessee).

1999 — Started all 16 games for the sixth time in the last seven seasons . . . One of only four Jaguars offensive players who started all 16 regular-season games . . . Played the entire game in 13 contests, missing a total of a little more than four quarters of action in three games . . . Named second-team All-Pro by Associated Press and College & Pro Football Newsweekly . . . Voted to the AFC Pro Bowl squad for the first time . . . Received a game ball along with the rest of the offensive line and the tight ends at Carolina (9/19) after a team-record 214 rushing yards . . . Suffered a sprained right knee in the second quarter vs. Cleveland (10/17) and did not return . . . Received his second offensive game ball of the season along with the rest of the offensive line for team's 152-yard rushing output at Atlanta (11/7) . . . Started and played the entire game in postseason contests vs. Miami (1/15/00) and Tennessee (1/23/00) . . . In AFC Championship game against Tennessee, held Titans Pro Bowl defensive end Jevon Kearse to just two tackles with no sacks.

1998 — Selected as the first alternate offensive tackle for the Pro Bowl . . . Started 15 regular season games and started and played the entire game in both postseason contests . . . Received an offensive game ball along with the rest of the offensive line vs. Kansas City (9/13) . . . Missed the contest at Tennessee (12/13) due to a lingering infection in his right thumb (dressed but did not play) . . . Returned to the starting lineup at Minnesota (12/20) and played the entire game except for two series due to a sprained right knee . . . Started in the season finale win vs. Pittsburgh (12/28).

1997 — One of only nine Jaguars (four on offense) who started all 16 regular season games and the only offensive lineman to start every game at the same position . . . Voted as the first alternate for the Pro Bowl . . . Missed part of the home opener vs. New York Giants (9/7) with heat cramps, marking his first plays missed since joining the Jaguars (later returned to the game) . . . Earned an offensive game ball along with the rest of the offensive line and RB James Stewart in 23-13 win vs. Philadelphia (10/12) . . . Earned another offensive game ball vs. Kansas City (11/9) along with the rest of the offensive line . . . Earned a third game ball (with offensive line) for team's 20-14 win at Buffalo (12/14) . . . Started and played the entire AFC Wild Card playoff loss at Denver (12/27), his 11th postseason game and 10th straight postseason start.

1996 — Signed with Jacksonville as a free agent on February 18, 1996 . . . Voted the

Searcy • 197

FINS FACT

Leon played on a pair of national championship teams at the University of Miami (Fla.). In fact, in his 14 years combined at the collegiate and professional levels, the teams with which he has been a part have posted winning records in 13 of those seasons while qualifying for a Bowl game or the playoffs on 13 occasions as well.

second alternate offensive tackle for the Pro Bowl behind first alternate Tony Boselli . . . Received an offensive game ball along with the rest of the offensive line in Jacksonville's 30-27 win over Cincinnati (12/1) . . . Earned his second game ball vs. Seattle (12/15) after playing an excellent game against Pro Bowl DE Michael Sinclair, who entered the game with 12 sacks . . . Started and played the entire game in all three postseason contests, at Buffalo (12/28), at Denver (1/4/97) and in AFC Championship loss at New England (1/12/97).

1995 – Started all 16 games at right tackle, as well as two playoff games, vs. Buffalo (1/6/96), AFC Championship game vs. Indianapolis (1/14/96) and Super Bowl XXX loss to Dallas (1/28/96) in his final season with the Steelers . . . Member of the 1995 Sports Illustrated All-Pro team (Dr. Z's team).

1994 – Started all 16 games at right tackle and both playoff contests vs. Cleveland (1/7/95) and vs. San Diego (1/15/95) . . . Did not miss an offensive snap.

1993 – Won the starting right tackle job, replacing veteran Tunch Ilkin, and started all 16 games at right tackle . . . Played virtually every offensive play in 14 games, sharing some time in two games: at Houston (11/28) and vs. Buffalo (11/15) . . . Received a game ball along with the rest of the offensive line in 16-3 win vs. San Diego (10/10) . . . Made his first playoff start in 27-24 OT loss at Kansas City (1/8/94).

1992 – Played in 15 games as a rookie, mostly on special teams . . . Missed the first 17 days of training camp, reporting Aug. 3 . . . Was inactive vs. New York Jets (9/13) . . . First round draft choice of Pittsburgh (11th overall) in 1992 . . . Third offensive lineman drafted, following offensive tackles Bob Whitfield and Ray Roberts.

COLLEGE

Lettered four years at Miami, Fla. (1988-91) . . . Hurricanes were 44-4 in his four years . . . Played on NCAA national championship teams as a sophomore and a senior at the University of Miami . . . Started the last 35 games of his collegiate career . . . Was a first-team All-America selection by the Football Writers Association and second-team All-America by Associated Press, as well as unanimous All-Big East choice as a senior in 1991 . . . Named second-team offensive tackle on The Sporting News 1991 All-America team . . . Played "quick" (left) offensive tackle, despite wearing a cast for a broken thumb in the first four games . . . As a sophomore in 1989, was the starter at strong tackle . . . Graduated with a degree in sociology.

PERSONAL

Married to Sonya with two daughters, Malika-Maya (6/17/93) and Kenya Imani (9/19/96), and two sons, Willie Montgomery (10/10/88) and Leon III (6/30/99) . . . Attended Maynard Evans High in Orlando, but did not play football until his senior year . . . Had his uniform jersey No. 77 retired by the school, just the second athlete in school history to earn that honor, along with former NBA player Daryl Dawkins (basketball) . . . Named All-County, All-Conference and second-team All-Central Florida as a senior . . . Placed fourth in the district shot put and discus . . . Born and raised in Washington, D.C. until moving to Orlando when he was 14 . . . Active in the Jacksonville and Orlando communities through the programs and services offered by The Team Searcy Foundation, which aims to serve at-risk children, physically challenged youth and underprivileged families . . . NFL's Extra Effort Award winner in October 1999 and September 1996 for his exemplary community involvement . . . In addition to supporting numerous holiday efforts to feed the homeless and assist the elderly, he annually awards college scholarships to deserving high school students in central Florida . . . Served as a spokesman for the National Kidney Foundation in 1999 . . . Hosted a community blood drive in December 1999 for the Jacksonville blood alliance . . . Donated \$72 (his jersey number) for every touchdown the Jaguars scored in the regular season and \$72 each time the Jaguars rushed for 100 yards or more in a game to Baptist Medical Center for diabetes education (his father, Leon Sr., has type 2 diabetes) . . . His 1999 donation was \$3,888 and was used to provide diabetes counseling and diabetic cookbooks to those with the disease in northeast Florida who can't afford them . . . Has been a spokesman for Jacksonville Bone Marrow Donor Registry . . . Teamed with a Senior PGA Tour golf pro for the Legends Challenge in March 2000 at the World Golf Village and won \$3,000 for Jacksonville's Lee Boys and Girls Club . . . Was the November 2000 recipient of the Jaguars-Robert W. Baird & Co. Community Leader Award . . . Has assisted in building houses for Habitat for Humanity . . . Has co-promoted professional boxing tournaments in Jacksonville . . . Full name is Leon Searcy Jr., born December 21, 1969, in Washington, D.C.

LEON SEARCY'S NFL REGULAR SEASON STATISTICS


GAMES/STARTS: (Pittsburgh) 1992: 15/0, 1993: 16/16, 1994: 16/16, 1995: 16/16, (Jacksonville) 1996: 16/16, 1997: 16/16, 1998: 15/15, 1999: 16/16, 2000: 0/0, (Baltimore) 2001: 0/0
10-YEAR TOTALS: 126/111

LEON SEARCY'S NFL PLAYOFF STATISTICS

GAMES/STARTS: (Pittsburgh) 1992: 1/0, 1993: 1/1, 1994: 2/2, 1995: 3/3, (Jacksonville) 1996: 3/3, 1997: 1/1, 1998: 2/2, 1999: 2/2
PLAYOFF TOTALS: 15/14

ADDITIONAL STATS

Fumbles Recoveries: 1 in 1993, 1 in 1995, 1 in 1996 for total of 3



BRENT SMITH

Tackle

6-5 • 305

Born: 11/21/73

College: Mississippi State '97

Acquired: D3b, 1997

Signed Through: 2002

NFL: Sixth Season • Dolphins: Sixth Season



PRO CAREER

2001 — Missed the entire season while on injured reserve . . . Sustained a torn anterior cruciate ligament in his left knee during a training camp practice on July 27, 2001 . . . Was placed on I/R the following day . . . Underwent surgery on August 7 to reconstruct the anterior cruciate ligament and to repair medial meniscus in his left knee . . . Dr. James Andrews performed the surgery, with assistance from Dolphins Chief Team Physician Dr. George Caldwell, at the Alabama Sports Medicine Center in Birmingham.

2000 — Played in all 16 regular season games, including two starts . . . Opened at left tackle in place of the injured Richmond Webb (knee/ankle) vs. New England (9/24) and at Cincinnati (10/1) . . . Appeared in both playoff games following the 2000 season in a reserve role.

1999 — Played in all 16 regular season games, including four starts . . . Started at left tackle in place of an injured Richmond Webb (knee) at Indianapolis (10/10) and at New England (10/17) . . . Opened at right tackle in place of an injured James Brown (ankle) vs. Indianapolis (12/5) and vs. San Diego (12/19) . . . Appeared in one of Miami's two playoff games following the 1999 season . . . Played in a reserve role in Divisional contest at Jacksonville (1/15/00).

1998 — Underwent surgery on May 2, 1998, to repair a tear in his abdominal musculature as well as a small inguinal hernia repair . . . The surgery was performed by Dr. David Diaz at HealthSouth Doctor's Hospital in Coral Gables . . . Played in a total of eight regular season games in '98, starting seven of them . . . Was inactive for each of the first eight contests . . . Made the first start of his NFL career, at left tackle in place of the injured Richmond Webb (triceps), in game 9 vs. Indianapolis (11/8) . . . The Colts contest also marked the first appearance of his NFL career . . . Also started games 9-13 for the injured Webb . . . Opened each of the last two games, vs. Denver (12/21) and at Atlanta (12/27) for Webb . . . Started both playoff games following the 1998 season . . . Started at left guard in First-Round Playoff game vs. Buffalo (1/2/99), marking his NFL postseason debut . . . Opened at left tackle in Divisional contest at Denver (1/9/99).

FINS FACT

Brent was a defensive end in college before being converted to offensive tackle for his final two seasons.

1997 – Was inactive for 14 regular season contests, dressed but did not play in the other two during his rookie season . . . Was inactive for First-Round Playoff game at New England (12/28) . . . Fourth of four third-round draft choices by Miami (96th overall) in 1997, a compensatory pick awarded by the NFL as a result of net free agent losses from 1996.

COLLEGE

Was a four-year letterman (1993-96) and three-year starter at Mississippi State . . . Was a first-team All-Southeastern Conference selection as a senior when he started every game at left tackle . . . Was an honorable mention All-SEC choice his junior year when he finished with 88 knockdown blocks from his left tackle spot . . . Converted to the offensive line following his sophomore season . . . Started every game at defensive end his sophomore season for the Bulldogs . . . Finished with 40 tackles . . . Saw action at offensive tackle, defensive tackle and defensive end as a freshman . . . Majored in educational psychology and criminology.

PERSONAL

Married to Ginger, couple resides in Pontotoc, Miss., and Weston, Fla. with daughter, Lindsey (9/16/93), and sons, Wyatt (7/31/97) and Carson (4/14/00) . . . Attended Pontotoc (Miss.) High School, where he lettered in football and track & field . . . Enjoys fishing in his spare time . . . Has participated in events benefiting the Cystic Fibrosis Foundation . . . Has assisted in building houses for Habitat for Humanity . . . Lists "Silence of the Lambs" as favorite movie, "Seinfeld" as favorite television show and Alan Jackson as favorite recording artist . . . Full name is Gary Brent Smith, born November 21, 1973, in Dallas, Texas.

BRENT SMITH'S NFL REGULAR SEASON STATISTICS

GAMES/STARTS: 1997: 0/0, 1998: 8/7, 1999: 16/4, 2000: 16/2, 2001: Injured Reserve
5-YEAR TOTALS: 40/13

BRENT SMITH'S NFL PLAYOFF STATISTICS

GAMES/STARTS: 1997: 0/0, 1998: 2/2, 1999: 1/0, 2000: 2/0, 2001: Injured Reserve
PLAYOFF TOTALS: 5/2



MARCUS SPRIGGS

Tackle

6-3 • 310

Born: 5/30/74

College: Houston '97

Acquired: UFA (Buff.), 2001

Signed Through: 2002

NFL: Sixth Season • Dolphins: Second Season

76



PRO CAREER

2001 – Signed a two-year contract with the Dolphins as an unrestricted free agent from Buffalo on April 19, 2001 . . . Underwent arthroscopic surgery on his right elbow on June 14, 2001 . . . The surgery, which involved the removal of loose bodies and spurs, was performed by Chief Team Physician Dr. George Caldwell at Holy Cross Hospital in Ft. Lauderdale . . . Started the '01 season-opener at Tennessee (9/9) at left tackle . . . Sustained an injury to the anterior cruciate and medial collateral ligaments in his left knee in the fourth quarter . . . Was placed on injured reserve on September 11 . . . Underwent surgery on September 18 to repair the medial collateral ligament and reconstruct the anterior cruciate

FINS FACT

An avid boater, Marcus is a member of the Nautical Yacht Club.

ligaments in his left knee . . . Dr. James Andrews performed the surgery at the Alabama Sports Medicine Center in Birmingham.

2000 – Started 11 of the 16 games in which he played with the Bills . . . Opened nine games at right tackle and two at left tackle . . . First start of the year came vs. San Diego (10/15) when he helped the Bills offense produce more than 400 yards in an overtime win . . . Offense amassed more than 400 yards the following week as well, at Minnesota (10/22), while also reaching that mark at Tampa Bay (11/26) . . . Started at left tackle for games at Indianapolis (12/11) and vs. New England (12/17), replacing an injured John Fina . . . Moved back to the right side for season finale at Seattle (12/23).

1999 – Appeared in 11 regular season games, starting two of them . . . Dressed but did not play in five contests . . . Saw extensive time at right tackle in second half of game vs. New England (11/28) with ankle injury to Robert Hicks . . . First NFL start came two weeks later vs. N.Y. Giants (12/12), at right tackle in place of the injured Hicks . . . Also opened at that spot the following week at Arizona (12/19) . . . Took over at right tackle for an injured Hicks in the first half of season finale at Indianapolis (1/2/00) . . . Started at right tackle in First-Round playoff game at Tennessee (1/8/00).

1998 – Saw action in one game . . . Was inactive for ten contests, dressed but did not play in five others.

1997 – Appeared in two games, both in a reserve role, during his rookie season . . . Was inactive for each of the first six games of the year, dressed but did not play in eight others . . . Sixth-round draft choice (185th overall) of Buffalo in 1997.

COLLEGE

Played each of his final two collegiate seasons at Houston (1995-96) . . . Blocked for former Bills teammate and current New England Patriot RB Antowain Smith with the Cougars . . . Was a first-team All-Conference USA pick as a senior when he started all 11 games at right tackle . . . Part of a line that yielded just nine sacks on the year and helped the offense average a conference-best 410.5 yards a game . . . Started ten of the 11 games in which he played at left tackle as a junior, and was a second-team All-Southwest Conference choice . . . Played 1993-94 at Hinds (Miss.) Community College, where he received Junior College All-America honors in his second year . . . Majored in sociology.

PERSONAL

Married to Niah, with a son, Thomas Marcus, Jr., and a daughter, Justus Juna . . . Attended Byram High School in his hometown of Jackson, Miss . . . Earned All-America, all-state and all-metro honors as a senior . . . Has participated in the Superbowl of Fashion benefiting the Cystic Fibrosis Foundation . . . Full name is Thomas Marcus Spriggs, born May 30, 1974 in Hattiesburg, Miss.

MARCUS SPRIGGS' NFL REGULAR SEASON STATISTICS

GAMES/STARTS: 1997: 2/0, 1998: 1/0, 1999: 11/2, 2000: 16/11, (Miami) 2001: 1/1
5-YEAR TOTALS: 31/14

MARCUS SPRIGGS' NFL PLAYOFF STATISTICS

GAMES/STARTS: 1999: 1/1, (Miami) 2001: Injured Reserve **PLAYOFF TOTALS:** 1/1

DOLPHINS

13 STRAIGHT YEARS WITHOUT A LOSING MARK

The Dolphins have finished the regular season with a .500 or better record every year since 1989. The last time Miami finished below the break-even mark was in 1988, when they went 6-10. This streak of 13 straight seasons with a non-losing record is the longest current string in the NFL.

FACT



PATRICK SURTAIN

Cornerback

5-11 • 192

Born: 6/19/76

College: Southern Mississippi '98

Acquired: D2a, 1998

Signed Through: 2005

NFL: Fifth Season • Dolphins: Fifth Season

23



PRO CAREER

2001 — Signed a four-year contract extension through the 2005 season on March 8, 2001 . . . Underwent arthroscopic surgery on August 3, 2001 to remove a torn portion of the lateral meniscus in his left knee . . . Dolphins Chief Team Physician Dr. George Caldwell performed the surgery at Holy Cross Hospital in Ft. Lauderdale . . . Missed all five preseason contests . . . Started all 16 regular season games at left cornerback, the fourth straight year to open his career in which he has participated in all 16 league games . . . Enters the 2002 season having appeared in 64 consecutive contests . . . Finished the year with 60 tackles (50 solo), a sack, three interceptions for 74 yards in returns and a touchdown, a fumble recovery, three forced fumbles and a team-high 17 passes defended . . . Also added one tackle and a fumble recovery on special teams . . . Interception total was second on the squad . . . Part of a unit that led the NFL in pass defense, allowing an average of only 176.8 yards per contest . . . Posted a season-high five tackles on six occasions, and the Dolphins were 6-0 in those games . . . Had two tackles, a sack and a forced fumble at St. Louis (9/30) . . . Posted five tackles, two passes defended and a fumble recovery at Seattle (10/28) . . . Fumble recovery gave the Dolphins the ball at the Seahawks' 46 and led to an Olindo Mare field goal . . . Recorded three tackles and three passes defended vs. Carolina (11/4), including a 29-yard interception return of a Chris Weinke pass for a touchdown, snapping a string of 151 straight passes that Dolphins opponents had thrown without being picked off . . . It also was the first touchdown of Surtain's NFL career . . . Turned in a key special teams play at Buffalo (11/25) . . . With the score tied at 27 and just more than a minute to play, recovered a Nate Clements fumble on a kickoff at the Bills' 42 after the ball had been forced loose by David Bowens . . . Three plays later, Jay Fiedler connected with Chris Chambers for a 32-yard TD pass with 48 seconds remaining to give Miami a 34-27 come-from-behind victory . . . Underwent surgery on December 17, 2001 to stabilize a fracture of the proximal phalanx of his left fifth finger . . . Dr. George Caldwell and Dr. Brian Fingado performed the surgery at Holy Cross Hospital . . . Surtain sustained the injury at San Francisco (12/16) . . . Two weeks later vs. Atlanta (12/30), came up with the first two-interception game of his career as he picked off a pair of Michael Vick passes, totaling 45 yards in returns . . . Both interceptions occurred in the second half of the Dolphins' 21-14 victory . . .

CAREER SACKS: In his career, Surtain has secured four sacks, tied with two others for the third-most sacks all-time by a Dolphins defensive back, trailing only Jerry Wilson and Liffort Hobley, both of whom registered six sacks in their careers:

FINS FACT

A quarterback at Edna Karr High School in New Orleans, Patrick led the school to a state championship in 1993. That year, he started in a Louisiana High School all-star game in place of current Colts quarterback Peyton Manning, who did not participate in the game.

MOST CAREER SACKS BY A DOLPHINS DEFENSIVE BACK

PLAYER	YEARS	SACKS
1. Jerry Wilson	1996-00	6.0
Liffort Hobley	1987-93	6.0
3. PATRICK SURTAIN	1998-01	4.0
Glenn Blackwood	1979-87	4.0
Calvin Jackson	1994-99	4.0
6. Paul Lankford	1982-91	3.0
Jarvis Williams	1988-93	3.0

PLAYOFFS: Started First-Round Playoff game vs. Baltimore (1/13/02) . . . Was credited with one tackle and a pass defended . . . In his career has appeared in seven postseason games, including five starts . . . Has posted 26 tackles and four passes defended on defense, and one stop on special teams.

2000 – Established himself as one of the emerging young cornerbacks in the NFL in 2000 . . . Teamed with Sam Madison to give the Dolphins perhaps the top cornerback tandem in the NFL . . . Started all 16 games at left cornerback . . . Finished the year with 64 total tackles (52 solo), a sack, two forced fumbles, a fumble recovery, five interceptions and a team-high 22 passes defended . . . Added two stops on special teams . . . Was an All-Pro selection by Sports Illustrated . . . Interception total tied for second on the team along with Madison and S Brock Marion, and tied for ninth in the AFC in 2000 . . . Part of a defensive backfield that became the first group to have at least four players with five or more interceptions in the same season since the 1981 Tampa Bay Buccaneers . . . Was awarded a defensive game ball for his performance on four occasions . . . Battled away three passes in season-opener vs. Seattle (9/3), including his first interception of the year, when he picked off a Jon Kitna pass . . . Registered four tackles, while also intercepting a Tony Banks pass that he returned a career-long 43 yards vs. Baltimore (9/17) . . . Had five tackles and a forced fumble in 22-13 win over Buffalo (10/8) . . . Stripped the ball loose from Bills RB Sammy Morris with 4:45 to play in the game, which was recovered by Madison and returned 20 yards for a touchdown . . . Had two tackles and two passes defended, including an interception of a Vinny Testaverde pass, at N.Y. Jets (10/23) . . . Posted four tackles and a fumble recovery at Detroit (11/5) when he earned a defensive game ball . . . Intercepted a Jim Harbaugh pass in the end zone with three seconds to play to help preserve Dolphins' 17-7 victory at San Diego (11/12) . . . Tied for team-lead with six tackles at Buffalo (12/3) when he intercepted a Rob Johnson pass in the end zone on the Bills' first series of the game . . . Lone sack of the year came vs. Tampa Bay (12/10) when he dropped QB Shaun King for a three-yard loss . . . Recorded a season-high 11 tackles, three passes defended and a forced fumble vs. Indianapolis (12/17) . . . Started both playoff games following the 2000 season at left cornerback . . . Tallied nine tackles (5 solo), including six in First-Round victory over Indianapolis (12/30).

1999 – Played in all 16 regular season games, including six starts . . . Finished the year with 48 total tackles (40 solo), two sacks for nine yards lost, two interceptions for 28 yards, and nine passes defended . . . His two sacks tied him with three other players for the third-most ever by a Dolphins defensive back in a season, trailing only the three by Liffort Hobley (1990) and Jerry Wilson (1999) . . . Also tied for seventh on the squad with ten special teams tackles . . . Recorded five tackles at New England (10/17) when he came up with his first interception of the year as he picked off a Drew Bledsoe pass . . . Made the first start of his career when he opened at left cornerback vs. Indianapolis (12/5) . . . Went on to start each of the final six regular season games and both playoff contests . . . Registered five stops in that Colts game when he also snared a Peyton Manning pass and returned it 28 yards . . . Posted seven stops at N.Y. Jets (12/12) . . . Tallied a season-high nine tackles at Washington (1/2/00), including the first two sacks of his NFL career . . . It marked just the second time in club history that a defensive back accounted for two sacks in a game, as Surtain joined Liffort Hobley, who did it on November 22, 1992 against Houston . . . Started both playoff games following the 1999 season at left cornerback . . . Was second on the team with 13 total tackles, while he also defended a team-high three passes . . . Was credited with three passes defended in First-Round game at Seattle (1/9/00) . . . Recorded eight tackles in Divisional contest at Jacksonville (1/15/00).

1998 – Played in all 16 regular season games and both playoff contests, all in a reserve role, during his rookie season . . . Was inserted in nickel and dime situations on defense, and finished the regular season with 29 total tackles, two interceptions and 11 passes defended, which were third-most on the club . . . Also contributed eight special teams tackles over the course of the year . . . Was an All-Rookie selection by College and Pro Football Newsweekly . . . Made NFL debut in a reserve capacity at Indianapolis (8/31) . . . Had two tackles and the first interception of his career vs. Buffalo (9/13), when he picked off a Rob Johnson pass . . . Also came up with two special teams tackles in that contest . . . Was awarded a defensive game ball for his performance in the Dolphins' 13-7 victory over the Bills . . . Established a season-high with four tackles vs. Pittsburgh (9/20) . . . Second career interception occurred vs. St. Louis (10/18) when he picked off a Tony Banks pass on the Rams' final offensive play of the game with 4:09 remaining to preserve shutout in a 14-0 win . . . Totaled four tackles vs. Indianapolis (11/8) . . . Had a pair of stops on special teams vs. New Orleans (11/29) . . . Had four stops and a pass defended at Oakland (12/6) . . . Appeared in both playoff games following the 1998 season in a reserve role . . . Recorded three tackles on defense and one on special teams . . . Made his NFL postseason debut in First-Round game vs. Buffalo (1/2/99)

and amassed three stops . . . First of two second-round draft choices (44th overall) of Miami in 1998 with a choice obtained from Carolina in a draft day trade-up in which the Dolphins traded their 2000 first-round draft choice.

COLLEGE

Was a four-year letterman (1994-97) and two-year starter at Southern Miss . . . Appeared in 40 games with 23 starts during his career . . . Accumulated 189 tackles, 13 interceptions, a sack and 31 passes defended . . . Was named the Conference USA Player of the Year by The Football News following his senior season of 1997 when he started all 11 games and finished with 66 tackles, six interceptions and 15 passes defended . . . Interception total ranked 11th in the nation . . . Was named the Conference USA and school's Defensive Player of the Week with two interceptions against Florida . . . Opened all 11 contests as a junior in 1996 and earned first-team All-Conference USA honors . . . Notched 84 tackles, six interceptions and eight passes defended . . . Interception total tied for sixth in the nation . . . Majored in sports administration.

PERSONAL

Married to Michelle, with a son, Patrick, Jr. (4/14/00) . . . Family resides in Plantation, Fla . . . Attended Edna Karr High School in New Orleans, La . . . As a quarterback, was named MVP of the 1993 state championship game his senior season . . . Earned second-team all-state, first-team all-district and team MVP honors following his senior season . . . Completed 44 of 97 passes for 753 yards and seven touchdowns, and rushed for 784 yards and 12 scores on 137 carries . . . Was an all-state selection in basketball and a member of the school's state title team his junior year . . . Also lettered in baseball and track . . . Has participated in the Superbowl of Fashion benefiting the Cystic Fibrosis Foundation . . . Participated in the Starbright Video conferencing program that allows athletes and children at one hospital to talk with children in another city's hospital . . . Enjoys visiting hospitals and speaking in schools on his off-days . . . Has assisted in building houses for Habitat for Humanity . . . Along with other Dolphins defensive backs, has been part of the "Prudential No Passing Zone" program, which in conjunction with Prudential, has helped 2,300 children from the Broward Boys & Girls Clubs attend Dolphins home games . . . Along with the other defensive backs, won the team's Community Service Award for 1999 . . . Enjoys reading and watching television in his spare time . . . Lists "Soul Food" as favorite movie, "Martin" as favorite television show, "A Time to Kill" as favorite book and Juvenile as favorite recording artist . . . Full name is Patrick Frank Surtain, born June 19, 1976, in New Orleans, La.

PATRICK SURTAIN'S NFL REGULAR SEASON STATISTICS

YEAR	TEAM	G-S	TACK.	ASST.	TOTAL	FUM. REC.	INT.	YDS.	LG	TD
1998	Miami	16-0	25	4	29	0	2	1	1	0
1999	Miami	16-6	40	8	48	0	2	28	28	0
2000	Miami	16-16	52	12	64	1	5	55	43	0
2001	Miami	16-16	50	10	60	1	3	74	41	1
4-YEAR TOTALS		64-38	167	34	201	2	12	158	43	1

PATRICK SURTAIN'S NFL PLAYOFF STATISTICS

YEAR	TEAM	G-S	TACK.	ASST.	TOTAL	FUM. REC.	INT.	YDS.	LG	TD
1998	Miami	2-0	3	0	3	0	0	0	0	0
1999	Miami	2-2	13	0	13	0	0	0	0	0
2000	Miami	2-2	5	4	9	0	0	0	0	0
2001	Miami	1-1	1	0	1	0	0	0	0	0
PLAYOFF TOTALS		7-5	22	4	26	0	0	0	0	0




ADDITIONAL STATS

Passes Defended: 11 in 1998, 9 in 1999, 22 in 2000, 17 in 2001 for total of 59 (P-4)

Sacks: 2 for 9 yards lost in 1999; 1 for 3 yards lost in 2000, 1 for 10 yards lost in 2001 for total of 4 for 22 yards lost

Forced Fumbles: 2 in 2000, 3 in 2001 for total of 5

Special Teams Tackles: 8 in 1998, 10 in 1999, 2 in 2000, 1 in 2001 for total of 21 (P-1)
Special Teams Fumble Recoveries: 1 in 2001

	HENRY TAYLOR	
	Defensive Tackle	
	6-2 • 300	
	Born: 11/29/75	
	College: South Carolina '98	
	Acquired: FA, 2001	
	Signed Through: 2002	
	NFL: Fourth Season • Dolphins: Second Season	

PRO CAREER

2001 – Signed with the Dolphins as a free agent on December 4, 2001 . . . Was inactive for each of his first three games on the team's 53-man roster . . . Saw action in a reserve role in the final two regular season contests . . . Registered one tackle . . . Was inactive for First-Round Playoff game vs. Baltimore (1/13/02) . . . Started the season with Chicago after signing with the club on July 27 . . . Played in one game and was inactive for one before serving a four-game suspension from October 5-29 . . . Was waived by the Bears on October 29.

2000 – Was released by Detroit on August 27 . . . Signed with Atlanta on November 1 and appeared in five games with the Falcons, all in a reserve role . . . Was inactive for two contests . . . Registered six total tackles . . . Played with Frankfurt of the NFL Europe League in the spring of '00 and recorded six sacks.

1999 – Spent the entire season on Detroit's practice squad . . . Played with Amsterdam of the NFL Europe League in the spring of '99.

1998 – Went to camp with San Diego in 1998 as an undrafted rookie free agent before being waived on August 25 . . . Was signed to Detroit's practice squad on September 2 where he spent two different stints during the course of the season . . . As a member of Detroit's 53-man roster, saw action in a reserve role in one game, dressed but did not play in one and was inactive for two . . . Registered two tackles in his lone game of the year, at San Francisco (12/14) . . . Spent each of the final two regular season games on injured reserve with a groin injury.

COLLEGE

Lettered four years at South Carolina (1994-97) . . . Finished his career with 136 tackles, 12 sacks, five fumble recoveries and one interception . . . Was the recipient of the team's Outstanding Defensive Lineman Award as a senior in 1997 when he notched 46 tackles . . . Majored in criminal justice.

PERSONAL


Single . . . Attended Barnwell (S.C.) High School where he played tight end and defensive tackle . . . Has assisted in building houses for Habitat for Humanity . . . Born November 29, 1975.

HENRY TAYLOR'S NFL REGULAR SEASON STATISTICS

YEAR	TEAM	G-S	TACK.	ASST.	TOTAL	FUM. REC.	FOR. FUM.	QB SACK	YDS LOST
1998	Detroit	1-0	1	1	2	0	0	0	0.0
1999	Detroit								
2000	Atlanta	5-0	3	3	6	0	0	0	0.0
2001	Chicago	1-0	0	0	0	0	0	0	0.0
	Miami	2-0	1	0	1	0	0	0	0.0
3-YEAR TOTALS		9-0	5	4	9	0	0	0	0.0
MIAMI TOTALS		2-0	1	0	1	0	0	0	0.0

HENRY TAYLOR'S NFL PLAYOFF STATISTICS

YEAR	TEAM	G-S	TACK.	ASST.	TOTAL	FUM. REC.	FOR. FUM.	QB SACK	YDS LOST
2001	Miami				INACTIVE				



JASON TAYLOR

Defensive End

6-6 • 260


Born: 9/1/74

College: Akron '97

Acquired: D3a, 1997

Signed Through: 2006

NFL: Sixth Season • Dolphins: Sixth Season



PRO CAREER

2001 — Signed a six-year contract through the 2006 season on July 23, 2001 . . . Started all 16 regular season games at right defensive end . . . Was fourth on the club with a career-high 86 tackles (60 total), which ranked first among the team's linemen and surpassed his previous career-high of 68 set in 2000 . . . Led team in sacks with 8.5 for 44.5 yards in losses and collected a team-best 25 quarterback hurries . . . Also produced an interception, four fumble recoveries including one for a touchdown, four forced fumbles and seven passes defended, which led all of the Dolphins' linemen . . . Was named a second-team All-Pro by the Associated Press. . . Had five tackles, including a sack and a pass defended, in opener at Tennessee (9/9) . . . Recorded four tackles, a sack and two fumble recoveries vs. New England (10/7) . . . Picked up a loose ball at the Patriots' 1 and scored the third touchdown via a fumble return in his career . . . Posted a season-high nine tackles at N.Y. Jets (10/14) . . . Had eight tackles and a sack at Seattle (10/28) . . . Notched four tackles, a sack, a pass defended and a forced fumble vs. Carolina (11/4) . . . The sack in the Panthers contest was the 35th of his career, tying him with Manny Fernandez for ninth on the Dolphins' all-time chart . . . The following week at Indianapolis (11/11), tallied five tackles, a sack, a forced fumble and a fumble recovery . . . Recovered a Dominic Rhodes fumble at the Dolphins' 41 with 10:50 to play and Miami trailing 24-20 . . . The Dolphins then embarked on a seven-play drive which ended with a 29-yard TD pass from Jay Fiedler to Chris Chambers for the winning score in a 27-24 victory . . . Posted four tackles, a season-high 1.5 sacks and a forced fumble at Buffalo (11/25) . . . Recorded four tackles, a sack and an interception in Monday night win over Indianapolis (12/10), as he picked off a Peyton Manning pass . . . Had a half-sack in season finale vs. Buffalo (1/6/02), giving him 39.5 in his career and tying him with Kim Bokamper and Bob Baumhower for the sixth-highest total in Dolphins history . . .

FINS FACT

An outstanding athlete, Jason is the two-time defending champion of the NFL's Ultimate Defender Competition.

PLAYOFFS: Started First-Round Playoff game vs. Baltimore . . . Recorded 10 tackles (6 solo) . . . In his career has started all six postseason contests in which he has appeared . . . Has amassed 25 tackles . . .

FUMBLE RECOVERIES: In 2001, Taylor recovered four opponents' fumbles, tied for the third-highest single-season total in franchise history . . . It marked the second year in-a-row that he recovered that many fumbles . . . In his career, he now has recovered 12 fumbles, tied for the fourth-highest figure ever by a Dolphin:

DOLPHINS FUMBLE RECOVERY LEADERS

CAREER

PLAYER	YEARS	NO.
1. Dick Anderson	1968-77	17
Bob Baumhower	1977-86	17
3. Vern Den Herder	1971-81	14
4. JASON TAYLOR	1997-01	12
Larry Gordon	1976-82	12

SEASON

PLAYER	YEAR	NO.
1. Dick Anderson	1972	6
2. Bud Brown	1985	5
3. JASON TAYLOR	2000	4
JASON TAYLOR	2001	4
9 other times		4

CAREER SACKS: In his career, Taylor has collected 39.5 sacks, tied with Kim Bokamper and Bob Baumhower for sixth on the team's all-time chart:

MIAMI DOLPHINS ALL-TIME SACK LEADERS

PLAYER	YEARS	SACKS	PLAYER	YEARS	SACKS
1. Bill Stanfill	1969-76	67.5	6. JASON TAYLOR	1997-01	39.5
2. Doug Betters	1978-87	65.5	Bob Baumhower	1977-86	39.5
3. Vern Den Herder	1971-81	64.0	Kim Bokamper	1977-85	39.5
4. Jeff Cross	1988-95	59.5	9. A.J. Duhe	1977-84	38.5
5. Trace Armstrong	1995-00	56.5	10. Manny Fernandez	1968-75	35.0

CAREER TOUCHDOWNS: Taylor's one-yard touchdown return after recovering a Tom Brady fumble on October 7 of last year against New England was the third of his career . . . The other ones were a 29-yard touchdown return following an Akili Smith fumble at Cincinnati on October 1, 2000, and a four-yard TD return off of a Brian Griese fumble at Denver on September 13, 1999 . . . His three fumble returns for touchdowns are the most-ever in team annals:

MOST CAREER FUMBLE RETURNS FOR A TD IN DOLPHINS HISTORY

PLAYER	YEARS	NO.
1. JASON TAYLOR	1997-01	3
2. Bob Baumhower	1977-86	2
Liffort Hobley	1987-93	2

Also, the three total scores represent the most all-time among Dolphins linemen:

MOST CAREER TOUCHDOWNS BY A DOLPHINS LINEMAN

PLAYER	YEARS	NO.
1. JASON TAYLOR	1997-01	3
2. Bill Stanfill*	1969-76	2
Bob Baumhower	1977-86	2

* - both touchdowns came on interception returns

In addition, Taylor's three fumble returns for touchdowns are tied for the fourth-highest total in NFL history:

MOST FUMBLE RETURNS FOR TOUCHDOWNS IN NFL HISTORY

PLAYER	YEARS	TEAM	NO.
1. Jessie Tuggle	1987-00	Atlanta	5
2. Bill Thompson	1969-81	Denver	4
Derrick Thomas	1989-99	Kansas City	4
4. JASON TAYLOR	1997-01	MIAMI	3
Many other players			3

2000 — Started all 16 games at right defensive end . . . Registered a career-high 68 total tackles (46 solo), including a career-best 14.5 sacks for 92 yards lost . . . Also had an interception, four fumble recoveries, a forced fumble and five passes defended . . . Tackle total ranked sixth on the team and first among linemen . . . Sack total was second on the squad, trailing only DE Trace Armstrong, who tallied 16.5 . . . It also was the second-highest figure in the AFC and fifth in the NFL in 2000 . . .

SACKS: Recorded a sack in 11 of Miami's 16 games in 2000, including three contests with two or more . . . Sack total of 14.5 established a new career-high, surpassing his previous best of nine, which he first set in 1998 . . . Taylor's sack total is the fourth-highest single-season figure in club history:

HIGHEST SINGLE-SEASON SACK TOTALS BY A DOLPHIN

PLAYER	YEARS	SACKS	PLAYER	YEARS	SACKS
1. Bill Stanfill	1973	18.5	4. JASON TAYLOR	2000	14.5
2. Trace Armstrong	2000	16.5	5. Doug Betters	1984	14.0
3. Doug Betters	1983	16.0	Bryan Cox	1992	14.0

SACK STREAK: Taylor recorded a sack in six straight games in 2000 (5-10), tying the Dolphins team record for most consecutive games with a sack, which also is held by Doug Betters, who accomplished the feat in 1983 (games 7-12) . . . Taylor was one of two Dolphins to record sacks in four or more consecutive contests in 2000, as Trace Armstrong had one in each of the first four outings:

LONGEST SACK STREAKS IN DOLPHINS HISTORY (since 1982)

PLAYER	YEAR	STREAK	GAMES	1	2	3	4	5	6	TOTALS
1. JASON TAYLOR	2000	6	5-10	1.0	1.0	1.0	1.0	2.0	1.0	7.0
Doug Betters	1983	6	7-12	2.0	2.0	1.0	1.0	1.0	1.0	8.0
3. Doug Betters	1983	4	1-4	4.0	1.0	1.0	2.0	-	-	8.0
A.J. Duhe	1983	4	1-4	1.5	1.0	1.0	1.0	-	-	4.5
Marco Coleman	1995	4	6-9	1.0	1.0	1.0	1.0	-	-	4.0
Daniel Stubbs	1996	4	1-4	1.0	1.0	1.0	1.0	-	-	4.0
Trace Armstrong	2000	4	1-4	2.5	1.0	1.0	2.0	-	-	6.5

SACK TANDEM: In 2000, Trace Armstrong (16.5) and Jason Taylor (14.5) totaled 31 sacks, the highest sack total by a duo in Dolphins history . . . Armstrong and Taylor ranked first and second, respectively, in the AFC in sacks in 2000, marking only the second time since sacks became an official statistic in 1982 that teammates finished 1-2 in a conference in sacks . . . In 1996, Carolina's Kevin Greene finished first in the NFC with 14.5 sacks while Lamar Lathon tied for second with 13.5 sacks . . .

DOLPHINS MOST PRODUCTIVE SINGLE-SEASON SACK COMBINATIONS

YEAR	PLAYER	SACKS	PLAYER	SACKS	TOTAL
1. 2000	TRACE ARMSTRONG	16.5	JASON TAYLOR	14.5	31.0
2. 1973	Bill Stanfill	18.5	Vern Den Herder	10.0	28.5
3. 1983	Doug Betters	16.0	Bob Baumhower	8.0	24.0
4. 1984	Doug Betters	14.0	Charles Bowser	9.0	23.0
5. 1983	Doug Betters	16.0	Charles Bowser	6.5	22.5

Armstrong and Taylor's total of 31.0 sacks were the most sacks by a tandem from the same team in the NFL in 2000:

TOP NFL SACK TANDEM IN 2000

TEAM	PLAYER	SACKS	PLAYER	SACKS	TOTAL
1. MIA.	TRACE ARMSTRONG	16.5	JASON TAYLOR	14.5	31.0
2. T.B.	Warren Sapp	16.5	Marcus Jones	13.0	29.5
3. N.O.	La'Roi Glover	17.0	Joe Johnson	12.0	29.0
4. Phil.	Hugh Douglas	15.0	Corey Simon	9.5	24.5
5. Pitts.	Jason Gildon	13.5	Joey Porter	10.5	24.0

* Only one tandem per team is included, and does not include Darren Howard of New Orleans (11 sacks)

PRO BOWL: Was voted as a starter to the AFC Pro Bowl squad, the first such honor of his NFL career . . . Was one of seven Dolphins to be voted to the game, the most representatives from the Dolphins since the 1984 season . . . Was voted as a starter along with Armstrong, the first time that teammates have been chosen to start at defensive end in the Pro Bowl since the 1992 season (1993 Pro Bowl) when Philadelphia's Reggie White and Clyde Simmons were picked . . .

POSTSEASON HONORS: Following the season Taylor was selected as a first-team All-Pro by AP, Pro Football Weekly, The Sporting News and USA Today . . . Was a first-team All-AFC choice by Football News . . . Was a second-team All-Pro by College & Pro Football Newsweekly . . . Was named the Dolphins' Most Valuable Player in a vote of South Florida media and the fans . . . His sack of Akili Smith at Cincinnati (10/1/00) and subsequent forced fumble, fumble recovery and 29-yard touchdown return was voted as the Outstanding Defensive Play of the 2000 season in a vote of fans on NFL.Com . . .

GAME HIGHLIGHTS: Against Baltimore (9/17), tallied six tackles, including 2.5 sacks, the second-highest single-game total of his NFL career and his fourth career game with two or more sacks . . . Part of a defensive effort that held the Ravens to six points and 262 total net yards in Miami's 19-6 victory . . . Had six tackles, a sack, a fumble recovery and a forced fumble, and was awarded a defensive game ball at Cincinnati (10/1) . . . Game began a streak of six consecutive contests in which he had at least one sack . . . The sack, fumble recovery and forced fumble all came on the same play as he stripped the ball from Bengals QB Akili Smith, picked up the loose ball at the Bengals' 29 and raced into the end zone as time expired in the first half . . . The touchdown brought the Dolphins to within three points of the lead at 13-10 . . . The play was voted as the best defensive play of the year in the NFL in a vote of fans on NFL.com . . . It was the second touchdown of Taylor's career, with the first being a four-yard fumble return for a score on September 13, 1999 at Denver after picking up a Brian Griese fumble . . . His two touchdown returns were tied for the most in Dolphins history, a record he now holds with three others . . . Notched five tackles, including a pair of sacks for the fifth multiple sack game of his career, at Detroit (11/5) . . . Had four tackles, a sack and a pass defended at San Diego (11/12) . . . It marked the sixth straight game in which he had a sack, tying Doug Betters' club record for most consecutive contests with a sack . . . At Buffalo (12/3), posted six tackles, including a career-high three sacks, surpassing his previous best of 2.5, which he accounted for in week three of the '00 season, against Baltimore . . . Earned a defensive game ball . . . The game ended a streak in which he went two straight weeks without recording a sack . . . Part of a defense that held Buffalo to just 196 yards of total offense . . . In season-ending win at New England (12/24), posted his first interception of the season and the second of his career, as he picked off a Drew Bledsoe pass in the second quarter and returned it two yards to the Patriots' 12, setting up an Olindo Mare field goal . . . Tallied three passes defended on the day . . . Started both playoff games following the 2000 season at right end . . . Collected nine tackles.

1999 – Started all 15 games in which he played at right defensive end . . . Was inactive for one contest . . . Finished the year with 55 total tackles (32 solo), 2.5 sacks for 19.5 yards in losses, one interception, two fumble recoveries, including one for a touchdown, and four passes defended . . . Also added seven special teams tackles over the course of the season . . . First NFL touchdown came in season-opener at Denver (9/13) when he recovered a Brian Griese fumble forced by Rich Owens and returned it four yards for a score . . . Had six tackles, a sack and a forced fumble vs. Philadelphia (10/24) . . . Had two tackles, including a sack, at Oakland (10/31) . . . Posted a season-high seven tackles at Buffalo (11/14) . . . First career interception occurred when he picked off a Drew Bledsoe pass vs. New England (11/21) . . . Was inactive vs. San Diego (12/19) with a sprained right ankle sustained the previous week

vs. N.Y. Jets . . . Started both playoff games following the 1999 season at right end . . . Totaled three tackles.

1998 – Played in all 16 regular season games, starting 15 of them . . . Opened 14 contests at right end and one on the left side . . . Finished with 52 total tackles, nine sacks for 37 yards lost, a team-high four forced fumbles and nine passes defended . . . Tackle total ranked ninth on the team . . . Nine sacks were second on the club, trailing only Trace Armstrong's 10.5 . . . The total also was ninth-most in the AFC . . . Nine passes defended were fifth on the club and the most among linemen . . . Put together three multiple-sack games on the year . . . Played in a reserve role in season-opener at Indianapolis (8/31) due to a partial tear of the distal third of the sartorius tendon in his left knee (tendon located behind the knee) that he sustained during the preseason . . . Tallied three tackles and a sack in the Colts game . . . Notched seven tackles, including two sacks, vs. Buffalo (9/13), marking the first multiple sack game of his career . . . His two sacks were among eight by the Dolphins that day, tied for the second-highest single-game total in club history . . . Posted three tackles, two sacks and a forced fumble at N.Y. Jets (10/4) . . . Registered a season-high eight tackles and a pass defended vs. New England (10/25), when the Dolphins held the Patriots without a touchdown in a 12-9 overtime victory . . . Was awarded a defensive game ball for his performance . . . Recorded five tackles, a sack and two passes defended at Carolina (11/15) as Dolphins held the Panthers without a touchdown in a 13-9 win . . . Was awarded a defensive game ball for his efforts in that contest as well . . . Had five tackles, two sacks and a forced fumble at Oakland (12/6) . . . His two sacks were among eight on the day by Miami as a team, tied for the second-highest single-game total in franchise history, and Taylor received a defensive game ball. . . Registered seven tackles and a sack vs. Denver (12/21) . . . Sustained a fractured right clavicle in the first half of season finale at Atlanta (12/27) . . . Was placed on Injured Reserve on December 29, and missed both of Miami's playoff games following the 1998 season . . .

SACKS OVER FIRST TWO YEARS: In his first two seasons, Taylor accumulated 14 sacks, tied for the third-highest total ever by a Dolphin in his first two NFL seasons:

MOST SACKS BY A DOLPHIN IN HIS FIRST TWO SEASONS

PLAYER	FIRST-YEAR SACKS	SECOND-YEAR SACKS	TOTAL SACKS
1. Bryan Cox	2.0 (1991)	14.0 (1992)	16.0
2. A.J. Duhe	7.0 (1977)	8.0 (1978)	15.0
3. JASON TAYLOR	5.0 (1997)	9.0 (1998)	14.0
Bill Stanfill	8.0 (1969)	6.0 (1970)	14.0
5. Lorenzo Bromell	8.0 (1998)	5.0 (1999)	13.0

1997 – Played in 13 games with 11 starts at right defensive end . . . Was inactive for three contests with a fractured right forearm . . . Finished with 50 total tackles (43 solo), five sacks for 37 yards lost, two fumble recoveries, two forced fumbles and three passes defended . . . Also came up with six special teams tackles on the year . . . Sack total tied with Derrick Rodgers and Tim Bowens for second on the squad . . . His five sacks tied Rodgers for the fifth-most ever by a Dolphins rookie, and they tied for fourth among NFL rookies in 1997, along with Minnesota's Dwayne Rudd:

ROOKIE SACK LEADERS

MOST SACKS BY A DOLPHINS ROOKIE

PLAYER	YEAR	SACKS
1. Bill Stanfill	1969	8.0
Lorenzo Bromell	1998	8.0
3. A.J. Duhe	1977	7.0
4. Marco Coleman	1992	6.0
5. JASON TAYLOR	1997	5.0
Derrick Rodgers	1997	5.0

MOST SACKS BY AN NFL ROOKIE IN 1997

PLAYER	TEAM	SACKS
1. Peter Boulware	Balt.	11.5
2. Kenny Holmes	Tenn.	7.0
3. Mark Smith	Ariz.	6.0
4. JASON TAYLOR	MIA.	5.0
Derrick Rodgers	Mia.	5.0
Dwayne Rudd	Minn.	5.0

In addition, Taylor and Rodgers' combined ten sacks made them the second-most productive rookie sack tandem in Dolphins history (now tied with Lorenzo Bromell and Kenny Mixon, who also tallied ten sacks in 1998), trailing only A.J. Duhe (7) and Bob Baumhower (4), who combined for 11 in 1977 . . . Their total was second among rookie sack tandems in the NFL in 1997:

TOP NFL ROOKIE SACK TANDEMS IN 1997

TEAM	PLAYER	SACKS	PLAYER	SACKS	TOTAL
Balt.	Peter Boulware	11.5	Jamie Sharper	3.0	14.5
MIAMI	JASON TAYLOR	5.0	DERRICK RODGERS	5.0	10.0
Tenn.	Kenny Holmes	7.0	Pratt Lyons	2.5	9.5
Ariz.	Mark Smith	6.0	Ty Howard	1.0	7.0
Wash.	Greg Jones	3.5	Derek Smith	2.0	5.5

GAME HIGHLIGHTS: Made his NFL debut in season-opener against Indianapolis (8/31) when he started at right defensive end . . . Tied for second on the team with a season-high ten total tackles . . . Included in that total was the first sack of his career, as he dropped QB Jim Harbaugh for an eight-yard loss . . . Tallied seven tackles, including an eight-yard sack of QB Neil O'Donnell, at N.Y. Jets (10/12), when he also knocked down a pass . . . Sustained a fractured right forearm during practice on October 16 . . . Underwent surgery to reduce and stabilize the fracture on October 17 by Dr. John Uribe at HealthSouth Doctor's Hospital in Coral Gables . . . Was inactive for each of the next three games with the injury . . . Returned to action in a reserve role vs. N.Y. Jets (11/9), wearing a cast to protect the fracture . . . Recorded a pair of tackles in the game . . . Suffered a dislocated left thumb in practice on November 19 . . . Returned to starting lineup at right end at New England (11/23), while wearing a cast on his right forearm and another to protect his left thumb . . . Came up with six tackles, including a sack, in the Patriots game . . . Recovered a fumble vs. Detroit (12/7) . . . Registered three tackles, including a sack and a forced fumble, at Indianapolis (12/14) . . . The sack and the forced fumble occurred on the same play, as he stripped the ball from Colts QB Jim Harbaugh after a two-yard loss, and the loose ball was recovered by Shawn Wooden . . . Opened at right end in First-Round Playoff game at New England (12/28) . . . Was credited with three tackles . . . The first of four third-round draft choices by Miami (73rd overall) in 1997 . . .

POSTSEASON ROOKIE HONORS: Earned several postseason all-rookie accolades . . . Was named to the all-rookie teams for Pro Football Weekly, College & Pro Football Newsweekly and Football News . . . Was also named as the Dolphins Newcomer of the Year in a vote of the South Florida media.

COLLEGE

Was a four-year letterman (1993-96) and three-year starter at Akron . . . Was a first-team All-Mid America Conference choice as a senior, when he started at left defensive end . . . Tallied 64 tackles (43 solo), and led team with ten sacks and 18 stops for loss . . . Added four fumble recoveries, three forced fumbles, six passes defended and also caught a pass for a score . . . Earned National Defensive Player of the Week honors for his performance against Virginia Tech when he posted 12 tackles, two sacks, two fumble recoveries, three stops for loss and tackled a punt returner in the end zone for a safety . . . Was an honorable mention All-America pick and a first-team All-MAC selection as a junior, when he started at weakside linebacker . . . Led team with 99 tackles . . . Added five sacks, 11 tackles for loss, three forced fumbles, a fumble recovery, five passes defended and an interception . . . Played in all 11 contests with nine starts at weakside linebacker in his sophomore campaign . . . Had 70 tackles, and led team with six sacks and four stops for loss . . . Also had an interception . . . Saw reserve action as a redshirt freshman . . . Finished with 46 tackles, including two for loss, one fumble recovery, one forced fumble, an interception and two passes defended . . . Also lettered on the Akron basketball team . . . Majored in political science/criminal justice.

PERSONAL

Married to Katina, couple resides in Davie, Fla. . . . Was home-schooled during high school, although he played sports for Woodland Hills High School in Pittsburgh, Pa. . . . Earned All-Western Pennsylvania Interscholastic Athletic League honors by Pittsburgh Press Gazette and Gateway Press his senior season as a tight end and free safety . . . Also lettered in basketball . . . He and his Davie home were featured on "MTV Cribs" this offseason . . . Had cameo appearances on television show "Lawless", starring Brian Bosworth on FOX-TV (show was

cancelled before episode aired) . . . Worked with children's hospitals in Pittsburgh and Akron . . . Has participated in events benefiting the Cystic Fibrosis Foundation and the Miami Project to Cure Paralysis . . . Has assisted in building houses in Miami for Habitat for Humanity . . . Prior to the 1999 season, released his own calendar with a portion of the proceeds going to benefit First Book, a national non-profit organization committed to giving children the opportunity to read and own their first new books . . . Each of the last two years, has been a member of the "Crunch on Paralysis" team, along with Trace Armstrong and Zach Thomas, that made a donation for every sack and tackle they made to the Miami Project to Cure Paralysis . . . Combined, the three donated nearly \$52,000 to the Miami Project, in 2000, while Taylor and Thomas' contribution totaled more than \$39,000 in 2001, with Smirnoff doubling that amount . . . For their efforts, the three were named the winner of the team's Community Service Award for 2000 . . . Enjoys playing golf, boating and riding his Harley in spare time . . . Lists "Gladiator" as favorite movie, "The Sopranos" as favorite television show and The Bible as favorite book . . . Full name is Jason Paul Taylor, born September 1, 1974, in Pittsburgh, Pa.

JASON TAYLOR'S NFL REGULAR SEASON STATISTICS

YEAR	TEAM	G-S	TACK.	ASST.	TOTAL	FUM. REC.	FOR. FUM.	QB SACK	YDS LOST
1997	Miami	13-11	43	7	50	2	2	5	37.0
1998	Miami	16-15	37	15	52	0	4	9	37.0
1999	Miami	15-15	32	23	55	2	0	2½	19.5
2000	Miami	16-16	46	22	68	4	1	14½	92.0
2001	Miami	16-16	60	26	86	4	4	8½	44.5
5-YEAR TOTALS		76-73	218	93	311	12	11	39½	230.0

JASON TAYLOR'S NFL PLAYOFF STATISTICS

YEAR	TEAM	G-S	TACK.	ASST.	TOTAL	FUM. REC.	FOR. FUM.	QB SACK	YDS LOST
1997	Miami	1-1	2	1	3	0	0	0	0.0
1998	Miami	INJURED RESERVE							
1999	Miami	2-2	3	0	3	0	0	0	0.0
2000	Miami	2-2	7	2	9	0	0	0	0.0
2001	Miami	1-1	6	4	10	0	0	0	0.0
PLAYOFF TOTALS		6-6	18	7	25	0	0	0	0.0

ADDITIONAL STATS

Interceptions: 1 for 0 yards in 1999, 1 for 2 yards in 2000, 1 for 4 yards in 2001 for total of 3 for 6 yards

Defensive Touchdowns: 1 fumble return in 1999, 1 fumble return in 2000, 1 fumble return in 2001 for total of 3

Passes Defensed: 3 in 1997, 9 in 1998, 4 in 1999, 5 in 2000, 7 in 2001 for total of 28

Special Teams Tackles: 6 in 1997, 7 in 1999, 2 in 2000 for total of 15 (P-2)

SINGLE-GAME HIGHS

Most Sacks:

- 3.0 at Buffalo, 12/3/00
- 2.5 vs. Baltimore, 9/17/00
- 2.0 vs. Buffalo, 9/13/98
- 2.0 at N.Y. Jets, 10/4/98
- 2.0 at Oakland, 12/6/98
- 2.0 at Detroit, 11/5/00



ZACH THOMAS

Linebacker

5-11 • 235

Born: 9/1/73

College: Texas Tech '96

Acquired: D5c, 1996

Signed Through: 2003

NFL: Seventh Season • Dolphins: Seventh Season



PRO CAREER

2001 — Started all 15 games in which he played at middle linebacker . . . Tied a career-high that he first set in his rookie season of 1996 with 180 total tackles (112 solo) . . . Added three sacks for 27 yards lost, two interceptions for 51 yards and a touchdown, two forced fumbles and six passes defended . . . Topped the team's tackle chart on 12 occasions during the course of the year . . . Along with CB Sam Madison, was chosen as a co-captain on defense in a vote of his teammates . . . In opener at Tennessee (9/9), led team with 12 tackles while also picking off a Neil O'Donnell pass and returning it 34 yards for a touchdown, the tenth interception of his career and his fourth for a touchdown, breaking the club's career mark which he had shared with Dick Anderson . . . For his performance, was named AFC Defensive Player of the Week . . . Led club with 15 stops, while adding two passes defended, in win vs. Oakland (9/23), as the Dolphins held the Raiders to just 216 yards of total offense . . . Recorded nine tackles, 1.5 sacks and a forced fumble at N.Y. Jets, 10/14, marking the first time in his career he had tallied more than one sack in a game . . . Recorded a team-high 12 tackles at Indianapolis (11/11) . . . Also picked off a Peyton Manning pass that he returned 17 yards . . . Interception occurred in the third quarter and led to an Olindo Mare 31-yard field goal on the third play of the fourth quarter as the Dolphins closed their deficit to 24-20 in a game they went on to win, 27-24 . . . Posted a total of 55 tackles over his final three games of the year . . . This included 18 tackles at San Francisco (12/16), a season-high 19 stops at New England (12/22) and 18 tackles vs. Atlanta (12/30), in which the Dolphins limited the Falcons to 226 yards of total offense and clinched a playoff berth in the process . . . In the Falcons game, registered 1.5 sacks, tying a career-best that he first achieved in the Jets game on October 14 . . . Also included among his 18 tackles were three critical goal-line stops . . . Combined with Morlon Greenwood to tackle Maurice Smith on second-and-goal from the two-yard line with 4:24 left in the third quarter . . . Two plays later, stopped Smith on fourth-and-goal from the one-yard line . . . Teamed with Kenny Mixon to deny Bob Christian on third-and-goal from the 1 with 1:13 to play in the game . . . Was honored as the AFC Defensive Player of the Week for his performance against the Falcons . . . Was inactive for season finale vs. Buffalo (1/6/02) with a cervical and right shoulder strain . . .

PLAYOFFS: Started First-Round Playoff game vs. Baltimore (1/13/02) at middle linebacker . . . Led team with a career-high 22 total tackles (14 solo) . . . Has started all eight playoff contests in which he has played during his career. . . Has amassed 92 tackles, a sack, a fumble recovery and three passes defended . . .

PLAYER OF THE WEEK: Thomas was named AFC Defensive Player of the Week on two occasions in 2001 . . . He was cited in Week 1 (31-23 win at Tennessee, 9/9) and in Week 16 (21-14 win vs. Atlanta) . . . They marked the first two Player of the Week awards in Thomas' NFL career . . . When he earned the accolade in the season-opening win over the Titans, he became the first Dolphins linebacker to do so since Derrick Rodgers in Week 7 of 1997 (at N.Y. Jets, 10/12) . . . He was the first Dolphins defender to win the award since S Brian Walker in Week 11 of 2000 (at San Diego, 11/12) . . .

POSTSEASON HONORS: Was chosen as a reserve for the AFC Pro Bowl squad, although he was not able to play . . . It marked his third consecutive selection, and along with CB Sam Madison, who also was picked, they became the first Dolphins to earn this honor three or more seasons in a row since Richmond Webb went seven straight years (1990-96)

FINS FACT

In 2000, Zach opened a health and fitness center in Amarillo, Texas named "Zach's Club 54", which is run by his brother and former Texas Tech teammate, Bart.

... They are the first Dolphins defensive players to be picked three consecutive times since LB John Offerdahl was voted five straight times (1986-90) ... Was named a second-team All-Pro by the Associated Press ... Was named the team's MVP in a vote of South Florida media and fans ... Named as the captain of the "Phil Simms All-Iron Team" ... In addition, Thomas was honored with the first PFWA Dolphins Chapter "Good Guy" Award, which is presented annually to a player for his cooperation with the media ...

CAREER TACKLES: In his career, has recorded 936 total tackles, including 655 solo stops ... Has reached the 100-tackle plateau in each of his six NFL seasons ... Has led the Dolphins in tackles in five of his six seasons, including each of his first four ... In fact, his season totals from four of those seasons (1996, '98-99, 2001) all rank among the top ten figures in Dolphins history:

ALL-TIME DOLPHINS SINGLE-SEASON TACKLE LEADERS

PLAYER	YEAR	TACKLES	PLAYER	YEAR	TACKLES
1. Steve Towle	1976	217	6. ZACH THOMAS	1999	167
2. ZACH THOMAS	1996	180	7. Steve Towle	1975	164
ZACH THOMAS	2001	180	8. Nick Buoniconti	1973	162
3. Rusty Chambers	1979	178	9. ZACH THOMAS	1998	160
5. Earnie Rhone	1981	171	10. Rusty Chambers	1978	151

CAREER INTERCEPTIONS: Over the course of his four-year career, Thomas has intercepted 11 passes, second all-time among Dolphin linebackers, trailing only Earnie Rhone, who had 14 ... Of his 11 career interceptions, four have been returned for touchdowns: a 34-yard TD return of a Neil O'Donnell interception on September 9, 2001 at Tennessee; a one-yard return of a Donald Hollas interception on December 6, 1998 at Oakland; a 17-yard return of a Kordell Stewart pass on September 20, 1998 vs. Pittsburgh; and a 26-yard return of a Chris Chandler pass on November 17, 1996 at Houston ... Thomas has four of the seven interception returns for touchdowns by a linebacker in club history, the other three being by Tom Erlandson (26 yards at Denver on December 4, 1966), A.J. Duhe (35 yards in the AFC Championship game against the N.Y. Jets on January 23, 1983) and Robert Jones (14 yards at Oakland on December 6, 1998). ... Thomas' four interception returns for scores is a Dolphins record, one ahead of Dick Anderson, who accounted for three ... Thomas is the only linebacker and, along with DE Bill Stanfill (2), one of only two non-defensive backs in team history to return two or more interceptions for touchdowns ...

MOST INTERCEPTION RETURNS FOR TOUCHDOWNS IN DOLPHINS HISTORY

PLAYER	YEARS	NO.
1. ZACH THOMAS	1996-01	4
2. Dick Anderson	1968-77	3
3. 10 different players		2

In addition, Thomas' four returns for touchdowns are tied with many others for third in NFL history among linebackers ...

MOST INTERCEPTION RETURNS FOR TOUCHDOWNS BY LINEBACKERS IN NFL HISTORY

PLAYER	YEARS	TEAMS	NO.
1. Bobby Bell	1963-74	Kansas City	6
2. Jack Pardee	1957-72	L.A. Rams, Wash.	5
3. ZACH THOMAS	1996-01	MIAMI	4
many other players			4

2000 – Started all 11 games in which he played at middle linebacker ... Was inactive for five games with a sprained right ankle ... Despite missing five full games with the injury, finished second on the team with 100 total tackles (64 solo) ... Added 1.5 sacks, an interception, two passes defended and a fumble recovery ... Led the team in tackles on six occasions and reached double-digit tackle totals four times during the course of the year ... Recorded a game-high 11 tackles, including a half-sack, in season-opening shutout win over Seattle (9/3) ... Posted a team and season-high 12 stops two weeks later in 19-6 win over Baltimore (9/17) ... Notched nine tackles and a fumble recovery in 10-3 victory over New England (9/24) before leaving the game early with a sprained right ankle ... Was inactive the following week at Cincinnati (10/1) ... The Bengals game marked just the second in his career

he had missed to that point, with the first being on August 31, 1997 against Indianapolis when he was recovering from a fractured left fibula . . . By sitting out against the Bengals, it also snapped a string of 51 consecutive contests in which he had played and started . . . Returned to action in 22-13 win vs. Buffalo (10/8) and topped team's tackle chart with seven . . . Re-aggravated his sprained right ankle at N.Y. Jets (10/23) when he registered nine tackles . . . Was then inactive for each of the next four games: vs. Green Bay (10/29), at Detroit (11/5), at San Diego (11/12) and vs. N.Y. Jets (11/19) . . . Returned to the field for 17-14 win at Indianapolis (11/26) and led the team with ten stops . . . Was credited with seven tackles, including his only sack of the year, vs. Tampa Bay (12/10) . . . In season-ending win at New England (12/24), which clinched AFC East title for Dolphins, turned in a nine-tackle performance, which included his only interception of the year . . . That came with 3:44 to play in the game when he picked off a Drew Bledsoe pass, leading to the Dolphins' game-winning drive that culminated with an Olindo Mare field goal . . . Started both playoff games following the 2000 season at middle linebacker . . . Led the team in the postseason with 19 total tackles (14 solo), including 12 in Divisional contest at Oakland (1/6/01) . . .

PRO BOWL: Was selected by Raiders Coach Jon Gruden as the "need" player for the AFC Pro Bowl squad . . . It marked Thomas' second straight Pro Bowl selection, becoming the first Dolphins linebacker selected to play in the Pro Bowl in consecutive seasons since Bryan Cox from 1994-95 . . . In addition, Thomas was one of seven Dolphins to play in the Pro Bowl following the 2000 season, the most representatives by the team since they also had seven following the 1984 campaign . . .

1999 — Signed a new five-year contract through the 2003 season on February 12, 1999 . . . Started all 16 regular season games in '99 at middle linebacker for the second straight year and third time in his four NFL seasons . . . Led the team in tackles for the fourth consecutive campaign, as he tallied 167 total stops (117 solo), a figure which was the second-most of his NFL career to that point, now third . . . It also ranked as the fifth-highest in Dolphins history, now sixth . . . Was selected to the first Pro Bowl of his career, and started in the game . . . Thomas became the third Dolphin in team history to lead the club in tackles four or more straight seasons, joining Nick Buoniconti (1969-73) and Bryan Cox (1992-95) . . . In a vote of his teammates, was selected as a permanent co-captain on defense along with cornerback Sam Madison . . . Also had one sack, an interception, a forced fumble and a career-high 12 passes defended . . . Led the team in tackles 13 times during the course of the season and recorded double-digit tackle totals nine times . . . Led the Dolphins with 12 tackles, including his only sack of the season, in opener at Denver (9/13) . . . Tallied 12 stops the following week vs. Arizona (9/19) when he also intercepted a Jake Plummer pass and knocked down three passes . . . The interception was the eighth of Thomas' career, tying him for second all-time among Dolphin linebackers, along with Nick Buoniconti, Larry Gordon and Bob Matheson, and trailing only Earnie Rhone, who had 14 . . . Had 11 tackles, a pass defended and a forced fumble at Indianapolis (10/10) . . . The forced fumble occurred when he stripped the ball from Edgerrin James on first-and-goal from the one . . . Daryl Gardener picked up the loose ball and returned it 33 yards to the 35 . . . Had 14 tackles in consecutive weeks, vs. Tennessee (11/7) and at Buffalo (11/14) . . . Two weeks later, notched a season-high 16 stops on Thanksgiving Day at Dallas (11/25) . . . Registered 15 tackles vs. San Diego (12/19) . . . Started both playoff games following the 1999 season at middle linebacker . . . Led the team in the postseason with 19 total tackles (16 solo), including a sack and two passes defended . . . Had nine tackles and the first sack of his postseason career in First-Round victory at Seattle (1/9/00) . . .

POSTSEASON HONORS: Was voted to the first Pro Bowl of his career, and started in the game, joining fellow Dolphins cornerback Sam Madison and kicker Olindo Mare . . . The three selections marked the most by the Dolphins since the 1995 season when the team had four players chosen . . . He became the sixth Dolphins linebacker to be selected, and the first since Bryan Cox in 1995 . . . In addition, Thomas was a first-team All-Pro selection by the Associated Press . . . Also in a vote of his teammates, Thomas was the winner of the Dolphins Leadership Award for 1999, the only player in team history to win the award more than once.

1998 — Started all 16 regular season games at middle linebacker . . . Finished the year with 160 total tackles (124 solo), two sacks for 16 yards lost, three interceptions for 21 yards in returns, including two for touchdowns, two forced fumbles and ten passes defended . . . Marked the third straight year in which he led the team in tackles, just the fourth Dolphin to achieve that feat and the first since Bryan Cox did it from 1992-95 . . . Tackle total was the seventh-highest single-season mark in club history (now ninth) . . . Led the Dolphins' tackle chart on ten occasions over the course of the season, including nine games with double-digit tackle marks . . . Was named the AFC Defensive Player of the Month for September when he

totalled 37 tackles, a sack, an interception return for a touchdown and two passes defended, in helping Miami to a 3-0 record during the month . . . Led the team with 13 tackles in season-opening win at Indianapolis (9/6) . . . Topped team's tackle chart with 13 stops, including a sack, vs. Buffalo (9/13), when he was awarded a defensive game ball . . . Led club with 11 tackles in 21-0 victory vs. Pittsburgh (9/20) . . . Also picked off a Kordell Stewart pass and ran 17 yards for the second touchdown of his career . . . Was awarded a defensive game ball for his performance in the Steelers game . . . Had ten tackles and a forced fumble at Jacksonville (10/12) . . . Led team with 12 tackles vs. New England (10/25) . . . Notched a team and career-high 19 stops at Buffalo (11/1), when he also forced a fumble . . . Posted a team-high 12 tackles, to go along with a forced fumble, in victory at Carolina (11/15), when he earned a defensive game ball . . . Tied for team lead with ten tackles, and added three passes defended, at New England (11/23) . . . Recorded a team-high nine tackles, including a sack, vs. New Orleans (11/29) . . . Led the team with nine tackles at Oakland (12/6) . . . Also intercepted two passes, one of which he returned for a one-yard touchdown . . . His two interceptions were among six on the day for the Dolphins, tied for the most in team history . . . It marked the second time in 1998 and the third time in his career that he returned an interception for a touchdown, tying Dick Anderson's all-time Dolphins record . . . Along with Robert Jones' 14-yard interception return for a score, it tied the team's single-game record of two interception returns for touchdowns, which had been accomplished three times previously, most recently on December 16, 1983 against the N.Y. Jets . . . Thomas earned a defensive game ball for his performance against the Raiders . . . Started both playoff games following the 1998 season at middle linebacker . . . Led the team in the postseason with 20 total tackles (16 solo), a fumble recovery and a pass defended . . . Had a team-best eight tackles, in addition to a fumble recovery, in First-Round victory over Buffalo (1/2/99) . . . Also led team with 12 stops in Divisional contest at Denver (1/9/99) . . .

INTERCEPTIONS: Thomas' three interceptions in 1998 are tied for the second-highest single-season total for a linebacker in Dolphins history (behind four interceptions by linebacker John Bramlett in 1967); Thomas also had three interceptions during the 1996 season . . . Thomas returned two interceptions for touchdowns on the year . . . He had a 17-yard return for a score against Pittsburgh on September 20 when he picked off a Kordell Stewart pass, and brought another one back one yard for a touchdown on December 6 at Oakland when he snared a Donald Hollas pass . . . Thomas' two interception returns for scores in the same season is tied with three others for the most in team history . . . Those three are Bill Stanfill (1969), Dick Anderson (1973) and Mike Kozlowski (1983) . . . Of the group, Thomas is the only linebacker . . .

POSTSEASON HONORS: Earned numerous honors following the 1998 season . . . Was named the NFL Alumni Association's Linebacker of the Year . . . Was a first-team All-Pro selection by the Associated Press, USA Today, College & Pro Football Weekly and Football Digest . . . Was chosen to the 1998 All-Madden Team . . . Also was selected the winner of the team's Leadership Award in a vote by his teammates.

1997 — Started all 15 games in which he played at middle linebacker . . . Was inactive for the season-opener vs. Indianapolis (8/31) while still recovering from a fractured left fibula sustained in a preseason game against Denver in Mexico City (8/4) . . . Still led the team in tackles for the second straight year, with 149 total (107 solo), marking the second consecutive season in which he topped the 100-tackle plateau . . . That figure is now the 11th-most in franchise history . . . Also came up with a half-sack, an interception and ten passes defended, which were second-most on the squad and first among linebackers . . . Added one stop on special teams . . . Led the team in tackles on eight occasions, and finished with double-digit tackle totals nine times . . . Made regular season debut vs. Tennessee (9/7) and was second on the team with ten tackles . . . Led club with 11 stops at Green Bay (9/14) . . . Topped team with 12 tackles at Tampa Bay (9/21), when he picked off a Trent Diller pass and returned it ten yards for his only interception of the year . . . Tallied a team-high 11 tackles at N.Y. Jets (10/12) . . . Recorded a team and season-high 16 tackles and two passes defended vs. Chicago (10/27) . . . Registered a team-high 11 tackles and two passes defended vs. N.Y. Jets (11/9) . . . Led Dolphins with 14 tackles, including a half-sack, at Oakland (11/30) . . . Partial sack was shared with Tim Bowens and resulted in a Dolphins touchdown as Bowens stripped the ball from Jeff George in the end zone following a ten-yard loss, and Bowens recovered for the score . . . Matched that tackle total the following week with 14 stops vs. Detroit (12/7) . . . Recorded a team-high 13 tackles at Indianapolis (12/14) . . . Started First-Round Playoff game at New England (12/28) at middle linebacker . . . Amassed a team-high 12 total tackles.

1996 — Started all 16 games at middle linebacker as a rookie . . . Finished as team's leading tackler with 180 tackles (131 solo), and added two sacks, three interceptions, two

fumble recoveries, two forced fumbles and five passes defended . . . Also recorded two special teams tackles and had one kickoff return for 17 yards . . . His three interceptions tied with eight others for second-most by a Dolphins linebacker in club history, surpassed only by John Bramlett, who had four interceptions in 1967 . . . It marked the most interceptions by a Dolphins linebacker since Earnie Rhone had three in 1981, and also is the most ever by a Dolphins rookie linebacker . . . Made NFL debut in start at middle linebacker against New England (9/1) and led the team with 13 tackles, including one sack . . . Along with Karim Abdul-Jabbar, Daryl Gardener, and Stanley Pritchett, it was only the third time in club history and the first time since 1970 that the Dolphins started four rookies in the season opener . . . Led the Dolphins with 15 tackles at Arizona (9/8) and also forced fumble and recovered it on same play to set up Dolphins touchdown . . . Had 15 stops against N.Y. Jets (9/15) . . . Posted a season-high 16 tackles against Seattle (10/6), when he also defended a pass, forced a fumble and recovered one . . . Topped team with 12 tackles at Buffalo (10/13), while adding a sack and first career interception . . . Matched his season-high with 16 tackles at Philadelphia (10/20) . . . Led team with ten tackles at Houston (11/17) and came up with an interception, picking off a Chris Chandler pass with 10:42 left in the game and returning it 26 yards for his first career NFL touchdown, giving the Dolphins their first lead of the contest at 20-17 en route to their eventual 23-20 victory . . . It was the third interception return for a touchdown by a linebacker in team history (and second ever in the regular season), the other two being by Tom Erlandson, a 26-yard TD return at Denver on December 4, 1966, and by A.J. Duhe, a 35-yard TD return in the AFC Championship game against the N.Y. Jets on January 23, 1983 . . . Tied for club-high with 14 stops against N.Y. Giants (12/8) . . . Came up with an interception and 27-yard return against Buffalo (12/16) . . . Fifth-round draft choice (154th overall) of Miami in 1996 . . .

AMONG TACKLE LEADERS: Thomas led the Dolphins in tackles 12 times in 1996 and finished second twice . . . He recorded double-digit figures in tackles in 11 of his 16 games . . . Became only the third Dolphins rookie in club history to record 100 or more tackles (LB Steve Towle had 164 tackles in 1975 and LB John Offerdahl had 135 tackles in 1986) . . . He also is only the third rookie in franchise history to lead the team in tackles, joining Towle in 1975 and Offerdahl in 1986 . . . Thomas' 180 tackles is the highest single-season total by a Dolphins rookie, surpassing Towle's former club rookie record of 164 tackles which he set in 1975 . . . In addition, Thomas led all NFL rookies and finished ranked sixth among all NFL players in tackles in 1996:

1996 NFL TACKLE LEADERS

PLAYER	POSITION	TEAM	TACKLES	SOLO	ASSISTED
1. Victor Green	SS	N.Y. Jets	208	125	83
2. Chris Spielman	LB	Buffalo	206	121	85
3. Eric Hill	LB	Arizona	196	97	99
4. Jessie Tuggle	LB	Atlanta	184	108	76
5. Marcus Patton	LB	Washington	181	104	77
6. ZACH THOMAS	LB	MIAMI	180	131	49

HONORS: Recognized as team's MVP and Newcomer of the Year by South Florida media . . . Became first rookie to earn MVP award since quarterback Dan Marino in 1983 and first defensive player to capture honor since linebacker Steve Towle in 1976 . . . Voted as alternate to the AFC-NFC Pro Bowl . . . Earned Mackey Award, which goes to AFC Defensive Rookie of the Year and earned same recognition by Football Digest . . . Voted as Dolphins' recipient of 1996 Unsung Hero Award as selected by National Football League Players Association and Players Inc . . . Selected as All-Rookie honoree by College and Pro Football Newsweekly, The Football News, Pro Football Weekly/Pro Football Writers of America . . . Named NFL Defensive Rookie of the Month for October, becoming first Dolphins rookie in club history to receive that monthly honor . . . In his four games in October, Thomas totaled 52 tackles, one interception, two passes defended, one sack for seven yards, one forced fumble, and one fumble recovery.

COLLEGE

Four-year letterman (1992-95) and three-year starter at Texas Tech . . . Consensus All-America and All-Southwest Conference first team choice as a senior . . . Finalist for Butkus Award (nation's top linebacker) and Football News' Defensive Player of the Year Award . . . Added SWC Defensive Player of the Year honors . . . Led team with 131 tackles (84 solos) and added three sacks, 13 stops for losses, seven pass deflections, two interceptions, six forced fumbles,

four fumble recoveries, three passes defended and one interception returned for a touchdown . . . Had school record 20 tackles and a sack against Missouri to earn SWC co-Defensive Player of the Week honors . . . Posted 13 tackles, recovered a fumble and picked off a pass with 30 seconds left, returning the ball 23 yards for the game-winning touchdown, in a 14-7 win over Texas A&M . . . Named first-team All-America by United Press International and second-team honors from The Sporting News and Football News as a junior . . . Also named unanimous All-SWC Defensive Player of the Year . . . Led the SWC with 116 tackles (65 solos), 3.5 sacks, nine stops for losses of 18 yards, four interceptions and four pass breakups . . . Named All-SWC second-team pick by the Houston Chronicle and Houston Post as a sophomore . . . Started every game . . . Ranked fourth in conference with 117 tackles (64 solos) and added one sack, four tackles for loss, three passes defended, one interception, three fumble recoveries and one forced fumble . . . Had first career interception along with 13 tackles, two sacks and set an all-time bowl record with seven stops behind the line of scrimmage against Oklahoma in the John Hancock Bowl . . . Played in every game as a reserve inside linebacker as a freshman . . . Recorded 26 tackles (13 solos) . . . Majored in exercise and sports sciences.

PERSONAL

Single, resides in Plantation, Fla . . . Attended Pampa (Texas) High School . . . Played linebacker and running back . . . Named first-team all-state as a senior . . . Recorded 158 tackles (59 solos) with six sacks, three fumble recoveries, five forced fumbles and eight deflected passes . . . Rushed for 928 yards and eight touchdowns on 164 carries (5.7 avg) . . . Also lettered in baseball . . . Enjoys weightlifting and playing basketball . . . Lists "Braveheart" and "Scarface" as favorite movies and "The Osbournes", "60 Minutes" and "Dateline" as favorite television shows . . . Served as Dolphins representative for the United Way public service announcement in 1997 . . . Has assisted in building houses for Habitat for Humanity . . . Each of the past two seasons, has been a member of the "Crunch on Paralysis" team, along with Trace Armstrong and Jason Taylor, that made a donation for every sack and tackle they made to the Miami Project to Cure Paralysis . . . Combined, the three donated nearly \$52,000 to the Miami Project in 2000, while Taylor and Thomas' contribution totaled more than \$39,000 in 2001, with Smirnoff doubling that amount . . . For their efforts, the group was named the winner of the team's Community Service Award for 2000 . . . In 2000, opened a health and fitness club in Amarillo, Texas, called "Zach's Club 54" . . . The club is run by his brother, and former Texas Tech teammate, Bart . . . During the 2001 off-season, was inducted into the Texas High School Football Hall of Fame . . . Full name is Zachary Michael Thomas, born September 1, 1973, in Pampa, Texas.

ZACH THOMAS' NFL REGULAR SEASON STATISTICS

YEAR	TEAM	G-S	TACK.	ASST.	TOTAL	FUM. REC.	FOR. FUM.	QB SACK	YDS LOST
1996	Miami	16-16	131	49	180	2	2	2	13.0
1997	Miami	15-15	107	42	149	0	0	$\frac{1}{2}$	5.0
1998	Miami	16-16	124	36	160	0	2	2	16.0
1999	Miami	16-16	117	50	167	0	1	1	10.0
2000	Miami	11-11	64	36	100	1	0	$1\frac{1}{2}$	3.5
2001	Miami	15-15	112	68	180	0	2	3	27.0
6-YEAR TOTALS		89-89	655	281	936	3	7	10	74.5

ZACH THOMAS' NFL PLAYOFF STATISTICS

YEAR	TEAM	G-S	TACK.	ASST.	TOTAL	FUM. REC.	FOR. FUM.	QB SACK	YDS LOST
1997	Miami	1-1	10	2	12	0	0	0	0.0
1998	Miami	2-2	16	4	20	1	0	0	0.0
1999	Miami	2-2	16	3	19	0	0	1	9.0
2000	Miami	2-2	14	5	19	0	0	0	0.0
2001	Miami	1-1	14	8	22	0	0	0	0.0
PLAYOFF TOTALS		8-8	70	22	92	1	0	1	9.0

ADDITIONAL STATS

Interceptions: 3 for 64 yards, 21.3 avg., long 27, 1 TD in 1996; 1 for 10 yards in 1997; 3 for 21 yards, 7.0 avg., long 17, 2 TDs in 1998, 1 for 0 yards in 1999, 1 for 0 yards in 2000, 2 for 51 yards, 25.5 avg., long 34, 1 TD in 2001 for total of 11 for 146 yards, 13.3 avg., long 34, 4 TDs

Defensive Touchdowns: 1 interception return in 1996, 2 interception returns in 1998, 1 interception return in 2001 for total of 4

Passes Defensed: 5 in 1996, 10 in 1997, 10 in 1998, 12 in 1999, 2 in 2000, 6 in 2001 for total of 45 (P-3)



Special Teams Tackles: 2 in 1996, 1 in 1997 for total of 3

Kickoff Returns: 1 for 17 yards in 1996, 1 for 15 yards in 1999 for total of 2 for 32 yards, 16.0 avg., long 17

SINGLE-GAME HIGHS

Most Sacks: 1.5 at N.Y. Jets, 10/14/01
1.5 vs. Atlanta, 12/30/01



Most Interceptions: 2 at Oakland, 12/6/98

	TODD WADE	
	Tackle	
	6-8 • 325 Born: 10/30/76 College: Mississippi '00 Acquired: D2, 2000 Signed Through: 2003 NFL: Third Season • Dolphins: Third Season	

PRO CAREER

2001 – Started all 15 regular season games in which he played at right tackle . . . Was inactive at N.Y. Jets (10/14) with a sprain of the medial collateral ligament in his left knee sustained the previous week vs. New England (10/7) . . . Returned to action following the bye week, at Seattle (10/28), and started each of the final 11 games . . . Took part in every offensive play in 12 of 16 games . . . Part of a line that allowed just 27 sacks on the year, tied for second-fewest in the AFC and fifth in the NFL . . . Opened at right tackle in First-Round Playoff game vs. Baltimore (1/13/02) and did not miss an offensive snap.

2000 – Started all 16 regular season games and both playoff contests at right tackle . . . Became the first Dolphins rookie offensive lineman to start all 16 regular season games since T Richmond Webb in 1990 . . . Key part of a line which led a running game that amassed 1,894 yards, the most by a Dolphins team since 1984 . . . Also part of the line that allowed just 28 sacks, tied for fourth fewest in the NFL . . . Along with Washington T Chris Samuels, was named the NFL Rookie of the Month for October . . . In four games during the month, helped lead an offense which averaged 321.3 yards per contest, including 154.3 on the ground as the Dolphins posted a record of 3-1 during the month . . . Wade and Samuels became just the second and third offensive linemen to win an NFL Rookie of the Month Award since it was first instituted in 1996, joining Seattle T Walter Jones, who was cited in October of 1997 . . . Wade also became just the second Dolphin to earn a Rookie of the Month Award, as he joined LB Zach Thomas, who was named the NFL Defensive Rookie of the Month for October of 1996 . . . In a 23-8 victory at Detroit (11/5), held Lions DE Robert Porcher without a tackle . . . Only game in which he missed an offensive snap occurred at Buffalo (12/3) when he left contest in third quarter with a left calf injury . . . Was a consensus all-rookie selection following the season . . . Second-round draft choice (53rd overall) of Miami in 2000.

	FINS FACT	
	Todd was a third generation to play football at Ole Miss, with both his father and grandfather also having played for the Rebels.	

COLLEGE

Four-year letterman (1996-99) and three-year starter at Ole Miss . . . Started 32 of the 44 games in which he played during his career, including starts in each of his final 32 collegiate games . . . Opened all 11 contests at right tackle his senior season and was a first-team All-SEC choice and a second-team All-America selection . . . Served as the offensive captain his senior year, when he graded out at 87.3-percent for blocking consistency and delivered 104 knockdown blocks as the offense averaged 368.5 yards per game . . . Played in the Senior Bowl . . . Started all 11 games at right tackle his junior year and was a first-team all-conference pick . . . That year, received the J. Richard Price Courage and Compassion Award from the M-Club Alumni Chapter in recognition of having demonstrated extraordinary courage and unusual compassion in his dedication to the Ole Miss football team . . . Appeared in 11 games his sophomore year, starting each of the final ten at right tackle . . . Played in every game in a reserve role as a redshirt freshman in 1996 . . . Holds B.S. in sociology.

PERSONAL

Single, resides in Jackson, Miss. . . Earned three letters in football at Jackson (Miss.) Prep High School, as he led the team to a combined record of 33-4 during his three seasons . . . Was an all-state and all-conference selection on both offense and defense each of his final two years . . . Also lettered in track and field . . . Father, Luther, lettered as a fullback at Ole Miss in 1970 and as a defensive tackle in 1971 . . . Grandfather, Will Webb, also played for the Rebels . . . Todd's father played with Archie Manning at Ole Miss, while Eli Manning, Archie's son, was a freshman quarterback for the Rebels during Wade's senior season . . . Enjoys working out, hunting and spearfishing in his spare time . . . Was a frequent visitor to hospitals in schools while in college . . . With the Dolphins, has assisted in building houses for Habitat for Humanity . . . Has participated in the Superbowl of Fashion benefiting the Cystic Fibrosis Foundation . . . Worked with kids that have Cystic Fibrosis at the Mercury Jr. Anglers Clinic, teaching them how to fish . . . Has participated in events for United Way and the Make-A-Wish Foundation . . . Lists "Cool Hand Luke" as favorite movie, Jimmy Buffet and B.B. King as favorite recording artists, Night Train Lane, Bobby Layne and Mr. T as favorite athletes and the Miami Dolphins and Dallas Cowboys as favorite sports teams growing up . . . Full name is Todd McLaurin Wade, born October 30, 1976 in Greenwood, Miss.

TODD WADE'S NFL REGULAR SEASON STATISTICS

GAMES/STARTS: 2000: 16/16, 2001: 15/15

2-YEAR TOTALS: 31/31

TODD WADE'S NFL PLAYOFF STATISTICS

GAMES/STARTS: 2000: 2/2, 2001: 1/1

PLAYOFF TOTALS: 3/3

DOLPHINS

DOLPHINS SEND 137 PLAYERS TO PRO BOWL

Since the 1970 AFL-NFL merger, a total of 137 Dolphins players have been selected to appear in the AFC-NFC Pro Bowl. Over the course of those 32 seasons, 88 offensive players, 43 defensive players and six special teams players have been chosen. The only seasons since 1970 that the Dolphins did not have a player selected to the Pro Bowl were 1980 and 1997.

FACT

DOLPHINS

DOLPHINS RECORD WITH 70,000-PLUS FANS

The Dolphins owned a mark of 8-2 (7-1 at home and 1-1 on the road) in 2001 in games where the attendance was greater than 70,000. Overall since the club's inception in 1966, the Dolphins have a 100-65 (.606) record in regular season games where the attendance was greater than 70,000—75-30 (.714) at home, 26-33 (.441) on the road and 1-2 (.333) in Super Bowls.

FACT



DEDIC WARD

Wide Receiver

5-9 • 185

Born: 9/29/74

College: Northern Iowa '97

Acquired: UFA (NYJ), 2001

Signed Through: 2004

NFL: Sixth Season • Dolphins: Second Season



PRO CAREER

2001 – Signed a two-year contract extension through the 2004 season on March 11, 2002 . . . Signed a two-year contract with the Dolphins as an Unrestricted Free Agent from the New York Jets on April 18, 2001 . . . Played in 13 games, starting one of them . . . Was inactive for three contests . . . Caught 21 passes for 209 yards with a long reception of 20 . . . Fielded nine punts for a 9.8-yard average with a long of 18 . . . Also had two rush attempts for 21 yards . . . Had many key catches over the course of the season . . . Of his 21 receptions on the year, 13 converted a first down, including nine on either third or fourth down . . . Underwent surgery on August 2, 2001 to stabilize a stress fracture of his left fifth metatarsal . . . Chief Team Physician Dr. George Caldwell performed the surgery at Holy Cross Hospital in Ft. Lauderdale . . . Missed all five preseason games, and was inactive for season-opener at Tennessee (9/9) . . . Made Dolphins debut vs. Oakland (9/23) when he had two receptions for 29 yards . . . Both of his catches came on Dolphins' game-winning drive that ended with a Jay Fiedler two-yard TD run with five seconds to play, giving the Dolphins an 18-15 victory . . . Had a season-long 20-yard reception on the first play of the drive and a nine-yard catch on fourth-and-3 from the Raiders' 18 . . . Was inactive for games at Seattle (10/28) and vs. Carolina (11/4) . . . Only reception at Buffalo (11/25) was a 16-yard grab on fourth-and-14 from the Bills' 38 with less than five minutes to play . . . Fiedler connected with Chris Chambers for a 22-yard TD pass on the next play to pull Miami to within three points of the lead at 27-24 in a game Miami went on to win, 34-27 . . . Put together season-high figures of four catches for 34 yards in finale vs. Buffalo (1/6/02) as he made his first start as a Dolphin . . . Saw action in a reserve role in First-Round Playoff game vs. Baltimore (1/13/02) . . . Led team that day with five receptions for 55 yards with a long of 19.

FINS FACT

Dedic has aspirations of pursuing a career in clinical psychology when his football career is over.

2000 – Turned in the most productive season of his NFL career . . . Started all 16 games for the first time in his career . . . Was fourth on the team with 54 receptions, while 801 receiving yards ranked third . . . Also scored three touchdowns . . . Returned 27 punts for a 7.9-yard average with a long of 19 . . . Had four rush attempts for 23 yards, including a long run of 12 . . . Opened the season with back-to-back 100-yard receiving games, the second and third of his NFL career . . . Hauled in five passes for 104 yards in opener at Green Bay (9/3), and followed that up with four catches for 100 yards against New England (9/11) on Monday Night Football . . . Returned five punts for a career-high 46 yards, at Tampa Bay (9/24) . . . Caught three passes for 54 yards, including a 16-yard scoring catch from Vinny Testaverde for his first touchdown of the year, at Indianapolis (11/12) . . . Tallied six receptions for 93 yards vs. Chicago (11/26) . . . Four of his six catches on the day converted a third down . . . Had three receptions for 31 yards, including 13-yard TD catch, vs. Indianapolis (12/3) . . . Concluded the season by amassing career-best numbers of eight receptions for 147 yards and a touchdown at Baltimore (12/24).

1999 – Started six of the 16 games in which he appeared . . . Finished fifth on the team with 22 receptions . . . Ranked fourth with 325 receiving yards . . . Tied for second with three receiving scores . . . Caught three passes for 73 yards, including a 35-yard TD catch from Rick Mirer, vs. Washington (9/26) . . . Accounted for season-high numbers of four receptions for 84 yards, including a touchdown and a long of 50, the following week at Denver (10/3) . . . Had three punt returns for 42 yards, including a long of 20, vs. Indianapolis (10/17) . . . Had a career-high six punt returns, totaling 44 yards, vs. Arizona (11/7) . . . Turned in a career-long

23-yard punt return vs. Buffalo (11/21), which set up a John Hall 36-yard field goal in the third quarter . . . Scoring catch was a 16-yard reception in the fourth quarter to put the Jets ahead 21-13 in a game that they went on to win by that score . . . Lone reception at Miami (12/27) was a 56-yard TD reception from Ray Lucas, now his teammate with the Dolphins.

1998 – Played in all 16 games in a reserve role . . . Caught 25 passes for 477 yards and a career-high four touchdowns . . . Reception total was sixth on the squad, yardage figure was third while four receiving scores were fourth-most . . . Rushed two times for seven yards . . . Returned eight punts for a 9.0-yard average and three kickoffs for a 20.0-yard average . . . Opened the year with season-high numbers of five receptions for 96 yards at San Francisco (9/6) . . . Had two receptions for 60 yards, including a 43-yard TD catch from Vinny Testaverde in fourth quarter of 24-14 Monday night win at New England (10/19) . . . Caught two passes for 61 yards, including a 36-yard TD catch in third quarter to put Jets ahead at 20-9, in 34-12 win over Buffalo (11/8) . . . Accounted for scores in each of the final two games of the year . . . Scored on a career-long 71-yard scoring catch in AFC East-clinching 17-10 victory at Buffalo (12/19) . . . Caught two passes for 28 yards, including a 17-yard touchdown in season finale vs. New England (12/27) . . . Appeared in both playoff games following the season in a reserve role . . . Caught six passes for 79 yards, including five receptions for 61 yards in AFC Championship game at Denver (1/17/99).

1997 – Played in 11 games, all in a reserve role in his rookie season . . . Was inactive for five games . . . Caught 18 passes for 212 yards and a touchdown . . . Also rushed for 25 yards on two attempts, returned eight punts for a 6.9-yard average and fielded two kickoffs for ten yards . . . Caught three passes for 51 yards, including a 19-yard TD reception from Neil O'Donnell for his first NFL score, in the second week of the season vs. Buffalo (9/7) . . . Took a reverse from Adrian Murrell and went a career-long 21 yards for a first down, vs. New England (10/19) . . . Had best game of the year at Miami (11/9) when he caught six passes for 108 yards, including a long of 33 . . . Third-round draft choice (88th overall) of the N.Y. Jets in 1997.

COLLEGE

Was a four-year letterman (1993-96) at Northern Iowa . . . Set school career records for receptions (176), receiving yards (3,876) and touchdowns (41) . . . All three figures represent Gateway Conference records as well . . . Also established a school single-game standard for receiving yards (247 vs. Illinois St.) . . . Is the only player in conference history to put together three 1,000-yard receiving seasons . . . Was a consensus I-AA All-America selection as a senior in 1996 when he caught 70 passes for 1,556 yards and 17 touchdowns . . . Had 50 receptions for 1,283 yards and 15 scores as a junior . . . Was named the conference MVP each of his final two seasons . . . Earned degree in psychology.

PERSONAL

Single . . . Attended Washington High School in Cedar Rapids, Iowa, where he lettered in football and basketball . . . Performed on the Northern Iowa track team . . . Placed third in the conference in the 55-meter dash with a time of 6.33 at the Gateway indoor championships his senior season . . . Set a school record in the 200-meter dash in 1997 with a time of 20.86 . . . Lists Maurice Greene and Marion Jones as favorite track athletes . . . Has participated in the Superbowl of Fashion benefiting the Cystic Fibrosis Foundation . . . Has assisted in building houses for Habitat for Humanity . . . Also has assisted with events for the Daily Bread Food Bank, United Way and the Broward Partnership for the Homeless . . . Enjoys visiting aquariums during the offseason . . . Listens to hip-hop, R&B and rap music . . . Born September 29, 1974 in Cedar Rapids, Iowa.

DEDRIC WARD'S NFL REGULAR SEASON STATISTICS

YEAR	TEAM	G-S	NO.	RECEIVING				ATT.	RUSHING			
				YDS.	AVG.	LG	TD		YDS.	LG	TD	
1997	N.Y. Jets	11-0	18	212	12.5	33	1	2	25	21	0	
1998	N.Y. Jets	16-0	25	477	19.1	71t	4	2	7	4	0	
1999	N.Y. Jets	16-6	22	325	14.8	56t	3	1	-1	-1	0	
2000	N.Y. Jets	16-16	54	801	14.8	61	3	4	23	12	0	
2001	Miami	13-1	21	209	10.0	20	0	2	21	16	0	
5-YEAR TOTALS		72-23	140	2024	14.5	71t	11	11	75	21	0	
MIAMI TOTALS		13-1	21	209	10.0	20	0	2	21	16	0	

DEDRIC WARD'S NFL PLAYOFF STATISTICS

YEAR	TEAM	G-S	NO.	RECEIVING				ATT.	RUSHING			
				YDS.	AVG.	LG	TD		YDS.	LG	TD	
1998	N.Y. Jets	2-0	6	79	13.2	26	0	0	0	0	0	
2001	Miami	1-0	5	55	11.0	19	0	0	0	0	0	
PLAYOFF TOTALS		3-0	11	134	12.2	26	0	0	0	0	0	
MIAMI TOTALS		1-0	5	55	11.0	19	0	0	0	0	0	

ADDITIONAL STATS

Kickoff Returns: 2 for 10 yards, 5.0 avg., long of 11 in 1997; 3 for 60 yards, 20.0 avg., long of 23 in 1998 for total of 5 for 70 yards, 14.0 avg., long of 23

Punt Returns: 8 for 55 yards, 6.9 avg., long of 12, 2 FC in 1997; 8 for 72 yards, 9.0 avg., long of 20, 3 FC in 1998; 38 for 288 yards, 7.6 avg., long of 23, 12 FC in 1999; 27 for 214 yards, 7.9 avg., long of 19, 19 FC in 2000; (Miami) 9 for 88 yards, 9.8 avg., long of 18, 2 FC in 2001 for total of 90 for 717 yards, 8.0 avg., long of 23, 38 FC

SINGLE-GAME HIGHS

Most Receptions:

- 8 at Baltimore, 12/24/00
- 6 at Miami, 11/9/97
- 6 vs. Chicago, 11/26/00
- 5 at San Francisco, 9/6/98
- 5 vs. New England, 9/12/97
- 5 at Green Bay, 9/3/00

Most Receiving Yards:

- 147 at Baltimore, 12/24/00
- 108 at Miami, 11/8/97
- 104 at Green Bay, 9/3/00
- 100 vs. New England, 9/11/00
- 96 at San Francisco, 9/6/98

Longest Receptions:

- 71t at Buffalo, 12/19/98
- 61 at Green Bay, 9/3/00
- 56t at Miami, 12/27/99
- 50 at Denver, 10/3/99
- 44 vs. New England, 9/11/00

Most Receiving Touchdowns:

- 1, 11 different times
- 6 vs. Arizona, 11/7/99

Most Punt Returns:

- 5 at Tampa Bay, 9/24/00
- 4 vs. Washington, 9/26/99
- 4 vs. Buffalo, 11/21/99
- 4 vs. Miami, 12/12/99
- 4 vs. Seattle, 1/2/00

Most Punt Return Yards:

- 46 at Tampa Bay, 9/24/00
- 44 vs. Arizona, 11/7/99
- 42 vs. Indianapolis, 10/17/99
- 23 vs. Buffalo, 11/21/99
- 20 vs. Buffalo, 11/8/98
- 20 vs. Indianapolis, 10/17/99

100-YARD RECEIVING GAMES (4)

DATE	OPPONENT	NO.	YDS.	LG	TD
11/9/97	at Miami	6	108	33	0
9/3/00	at Green Bay	5	104	61	0
9/11/00	New England	4	100	44	0
12/24/00	at Baltimore	8	147	37t	1

DEDRIC WARD'S RECEIVING BREAKDOWN

	2001						CAREER					
	G	NO	YDS	AVG	LG	TD	G	NO	YDS	AVG	LG	TD
Buffalo	2	5	50	10.0	18	0	10	16	273	17.0	71	3
Indianapolis	2	4	44	11.0	18	0	9	12	140	11.7	29	2
Miami	-	-	-	-	-	-	8	17	282	16.6	56	1
New England	2	2	17	8.5	10	0	10	19	280	14.7	44	2
N.Y. Jets	2	3	24	8.0	9	0	2	3	24	8.0	9	0
AFC East	8	14	135	9.6	18	0	39	67	999	14.9	71	8
Baltimore	-	-	-	-	-	-	3	10	156	15.6	37	1
Cincinnati	-	-	-	-	-	-	-	-	-	-	-	-
Cleveland	-	-	-	-	-	-	-	-	-	-	-	-
Jacksonville	-	-	-	-	-	-	1	2	16	8.0	11	0
Pittsburgh	-	-	-	-	-	-	1	2	15	7.5	8	0
Tennessee	-	-	-	-	-	-	1	1	22	22.0	22	0
AFC Central	-	-	-	-	-	-	6	15	209	13.9	37	1
Denver	1	3	27	9.0	11	0	3	11	172	15.6	50	1
Kansas City	-	-	-	-	-	-	1	2	25	12.5	23	0
Oakland	1	2	29	14.5	20	0	3	5	53	10.6	20	0
San Diego	-	-	-	-	-	-	-	-	-	-	-	-
Seattle	-	-	-	-	-	-	3	5	42	8.4	15	0
AFC West	2	5	56	11.2	20	0	10	23	292	12.7	50	1
AFC Total	10	19	191	10.1	20	0	55	105	1500	14.3	71	10
Arizona	-	-	-	-	-	-	1	1	11	11.0	11	0
Dallas	-	-	-	-	-	-	1	1	10	10.0	10	0
N.Y. Giants	-	-	-	-	-	-	1	0	0	0.0	0	0
Philadelphia	-	-	-	-	-	-	-	-	-	-	-	-
Washington	-	-	-	-	-	-	1	3	73	24.3	35	1
NFC East	0	0	0	0.0	0	0	4	5	94	18.8	35	1
Chicago	-	-	-	-	-	-	2	8	103	12.9	33	0
Detroit	-	-	-	-	-	-	1	4	25	6.3	11	0
Green Bay	-	-	-	-	-	-	1	5	104	20.8	61	0
Minnesota	-	-	-	-	-	-	1	0	0	0.0	0	0
Tampa Bay	-	-	-	-	-	-	1	3	44	14.7	29	0
NFC Central	4	18	266	14.8	61	0	6	20	276	13.8	61	0
Atlanta	1	0	0	0.0	0	0	2	0	0	0.0	0	0
Carolina	-	-	-	-	-	-	1	1	11	11.0	11	0
New Orleans	-	-	-	-	-	-	-	-	-	-	-	-
St. Louis	1	0	0	0.0	0	0	2	2	29	14.5	18	0
San Francisco	1	2	18	9.0	9	0	2	7	114	16.3	22	0
NFC West	3	2	18	9.0	9	0	7	10	154	15.4	22	0
NFC Total	7	20	284	14.2	61	0	17	35	524	15.0	61	1
Home	7	13	125	9.6	20	0	36	72	892	12.4	44	5
Road	6	8	84	10.5	18	0	36	68	1132	16.6	71	6
1st Down	13	5	57	11.4	20	0	-	-	-	-	-	-
2nd Down	13	4	38	9.5	18	0	-	-	-	-	-	-
3rd Down	13	10	89	8.9	18	0	-	-	-	-	-	-
4th Down	13	2	25	13.5	16	0	-	-	-	-	-	-
1st Half	13	13	121	9.3	18	0	-	-	-	-	-	-
2nd Half	13	8	88	11.0	20	0	-	-	-	-	-	-
Overtime	-	-	-	-	-	-	-	-	-	-	-	-
Grass	10	18	167	9.3	20	0	35	91	1373	15.1	61	5
Turf	3	3	42	14.0	18	0	37	49	651	13.3	71	6
Aug./Sept.	2	2	29	14.5	20	0	15	34	570	16.8	61	2
October	2	3	27	9.0	10	0	17	27	346	12.8	50	2
November	3	4	49	12.3	18	0	21	35	526	15.0	36	2
Dec./Jan.	6	12	104	8.7	18	0	19	44	582	13.2	71	5

DEDRIC WARD'S RECEIVING BREAKDOWN

	2001						CAREER					
	G	NO	YDS	AVG	LG	TD	G	NO	YDS	AVG	LG	TD
Games 1-8	5	7	82	11.7	20	0	35	66	978	14.8	61	4
Games 9-16	8	14	127	9.1	18	0	37	74	1046	14.1	71	7
Wins	8	15	160	10.6	20	0	43	76	1181	15.5	71	7
Losses	5	14	127	9.1	18	0	29	64	843	13.2	37	4
Ties	-	-	-	-	-	-	-	-	-	-	-	-



JED WEAVER

Tight End

6-4 • 258

Born: 8/11/76

College: Oregon '99

Acquired: Wai (Phi.), 2000

Signed Through: 2002

NFL: Fourth Season • Dolphins: Third Season

82



PRO CAREER

2001 – Played in all 16 games, starting seven of them . . . Caught 18 passes for 215 yards and two touchdowns, as he led the team's tight ends . . . First NFL regular season touchdown came vs. New England (10/7) when he hauled in a 14-yard pass from Jay Fiedler . . . Had an eight-scoring catch from Fiedler on the first play of the fourth quarter at Buffalo (11/25) . . . The touchdown brought the Dolphins to within four points of the lead at 21-17 in a game that they went on to win, 34-27 . . . Put together season-high numbers of three receptions for 53 yards, at New England (12/22) . . . Had a season-long 27-yard catch the following week vs. Atlanta (12/30) . . .

PLAYOFFS: Started First-Round Playoff game vs. Baltimore (1/13/02) . . . Had two receptions for 22 yards, including a long of 20 . . . In his career, has appeared in three postseason contests, starting one of them . . . Has caught three passes for 31 yards and one touchdown.

2000 – Was waived by Philadelphia on August 22 and awarded to the Dolphins a day later . . . Played in all 16 regular season games in a reserve role with Miami . . . Finished with ten receptions for 179 yards . . . First reception as a Dolphin came on a 12-yard catch from Jay Fiedler at Minnesota (9/10) . . . Hauled in a career-long 41-yard reception the following week vs. Baltimore (9/17) . . . The catch put the Dolphins at the Ravens' 11 and set up a Jay Fiedler to Lamar Smith eight-yard TD pass two plays later, giving the Dolphins a 19-3 lead in their 19-6 victory . . . Only reception at Detroit (11/5) went for 33 yards, the second-longest catch of his career . . . Had best game of the year in season finale at New England (12/24) when he caught a career-high five passes for a team-high 63 yards . . . Reception total that day tied for second on the team . . . His entire total came in the second half of that game . . . Played in both playoff games following the 2000 season in a reserve role, the first two postseason contests of his NFL career . . . Caught one pass for nine yards and a touchdown . . . That reception occurred with 34 seconds to play in regulation in First-Round contest against Indianapolis (12/30), and tied the score at 17 as the Dolphins went on for a 23-17 overtime win.

1999 – Started ten of the 16 games in which he appeared during his rookie season with the Eagles . . . Caught 11 passes for 91 yards . . . First NFL reception came on a 14-yard catch from Doug Pederson at Buffalo (9/26), when he tallied two catches for 22 yards . . . Had a season-high four receptions for 27 yards at Miami (10/24) . . . Accounted for a two-point conversion on a reception from Donovan McNabb vs. Washington (11/14) . . . Was selected to

FINS FACT

To help pay his way through college prior to earning a scholarship, Jed worked odd jobs around the Oregon campus, which included serving on the school's custodial staff, a job which entailed vacuuming floors, emptying trash and mopping floors.

Pro Football Weekly's all-rookie team . . . First of two seventh-round draft choices of Philadelphia (208th overall) in 1999.

COLLEGE

Began his career as a walk-on and earned a starting spot by his senior season of 1998 when he became a favorite target of QB Akili Smith, Cincinnati's first-round draft choice in 1999 . . . In his career with the Ducks, caught 43 passes for 681 yards and six touchdowns . . . As a senior, grabbed 39 passes for 623 yards and five touchdowns and was a second-team All-Pac 10 selection . . . Redshirted in 1994 . . . Earned degree in environmental studies and anthropology.

PERSONAL

Single, resides in Pembroke Pines, Fla. and Redmond, Ore. . . . Earned all-league honors in football and baseball at Redmond (Ore.) High School . . . Was a third-team all-state choice as a pitcher his senior year . . . Younger brother, Dan, is a junior center at the University of Oregon . . . Cousin, Jeff Weaver, is a pitcher with the New York Yankees . . . Hobbies include hunting, fishing, golf and sports card collecting . . . Lists "Braveheart" as favorite movie, "The Simpsons" as favorite television show, and Led Zeppelin as favorite musical group . . . Has assisted in building houses for Habitat for Humanity while also having participated in the Dolphins Charity Fishing Tournament to benefit Cystic Fibrosis . . . Full name is Timothy Jed Weaver, born August 11, 1976, in Bend, Oregon.

JED WEAVER'S NFL REGULAR SEASON STATISTICS

YEAR	TEAM	G-S	NO.	RECEIVING				ATT.	RUSHING			
				YDS.	AVG.	LG	TD		YDS.	LG	TD	
1999	Philadelphia	16-10	11	91	8.3	14	0	0	0	0	0	0
2000	Miami	16-0	10	179	17.9	41	0	0	0	0	0	0
2001	Miami	16-7	18	215	11.9	27	2	0	0	0	0	0
3-YEAR TOTALS		48-17	39	485	12.4	41	2	0	0	0	0	0
MIAMI TOTALS		32-7	28	394	14.1	41	2	0	0	0	0	0

JED WEAVER'S NFL PLAYOFF STATISTICS

YEAR	TEAM	G-S	NO.	RECEIVING				ATT.	RUSHING			
				YDS.	AVG.	LG	TD		YDS.	LG	TD	
2000	Miami	2-0	1	9	9.0	9t	1	0	0	0	0	0
2001	Miami	1-1	2	22	11.0	20	0	0	0	0	0	0
PLAYOFF TOTALS		3-1	3	31	10.3	20	1	0	0	0	0	0

ADDITIONAL STATS

Kickoff Returns: 1 for 15 yards in 2000

Two-Point Conversions: 1 reception in 1999

Miscellaneous Tackles: 1 in 2001

SINGLE-GAME HIGHS

Most Receptions:	5	at New England, 12/24/00
	4	at Miami, 10/24/99
	3	at New England, 12/22/01
Most Receiving Yards:	63	at New England, 12/24/00
	53	at New England, 12/22/01
	41	vs. Baltimore, 9/17/00
Longest Receptions:	41	vs. Baltimore, 9/17/00
	33	at Detroit, 11/5/00
	27	vs. Atlanta, 12/30/01
Most Receiving Touchdowns:	*1	vs. Indianapolis, 12/30/00
	1	vs. New England, 10/7/01
	1	at Buffalo, 11/25/01

* playoff game

JED WEAVER'S RECEIVING BREAKDOWN

	2001						CAREER					
	G	NO	YDS	AVG	LG	TD	G	NO	YDS	AVG	LG	TD
Buffalo	2	3	37	12.3	17	1	5	5	59	11.8	17	1
Indianapolis	2	2	20	10.0	15	0	5	3	44	14.7	24	0
Miami	-	-	-	-	-	-	1	4	27	6.8	14	0
New England	2	4	67	16.8	22	1	5	9	130	14.4	22	1
N.Y. Jets	2	3	26	8.7	13	0	4	4	32	8.0	13	0
AFC East	8	12	150	12.5	22	2	20	25	292	11.8	24	2
Baltimore	-	-	-	-	-	-	1	1	41	41.0	41	0
Cincinnati	-	-	-	-	-	-	1	0	0	0.0	0	0
Cleveland	-	-	-	-	-	-	-	-	-	-	-	-
Jacksonville	-	-	-	-	-	-	-	-	-	-	-	-
Pittsburgh	-	-	-	-	-	-	-	-	-	-	-	-
Tennessee	1	0	0	0.0	0	0	1	0	0	0.0	0	0
AFC Central	1	0	0	0.0	0	0	3	1	41	41.0	41	0
Denver	1	0	0	0.0	0	0	1	0	0	0.0	0	0
Kansas City	-	-	-	-	-	-	-	-	-	-	-	-
Oakland	1	1	6	6.0	6	0	1	1	6	6.0	6	0
San Diego	-	-	-	-	-	-	1	0	0	0.0	0	0
Seattle	1	1	12	12.0	12	0	2	1	12	12.0	12	0
AFC West	3	2	18	9.0	12	0	5	2	18	9.0	12	0
AFC Total	12	14	168	12.0	22	2	28	28	351	12.5	41	2
Arizona	-	-	-	-	-	-	2	0	0	0.0	0	0
Dallas	-	-	-	-	-	-	2	1	3	3.0	3	0
N.Y. Giants	-	-	-	-	-	-	2	1	9	9.0	9	0
Philadelphia	-	-	-	-	-	-	-	-	-	-	-	-
Washington	-	-	-	-	-	-	2	1	11	11.0	11	0
NFC East	-	-	-	-	-	-	8	3	23	2.1	11	0
Chicago	-	-	-	-	-	-	1	1	11	11.0	11	0
Detroit	-	-	-	-	-	-	1	1	33	33.0	33	0
Green Bay	-	-	-	-	-	-	1	0	0	0.0	0	0
Minnesota	-	-	-	-	-	-	1	1	12	12.0	12	0
Tampa Bay	-	-	-	-	-	-	2	0	0	0.0	0	0
NFC Central	-	-	-	-	-	-	6	3	56	18.7	33	0
Atlanta	1	2	36	18.0	27	0	1	2	36	18.0	27	0
Carolina	1	1	6	6.0	6	0	2	2	14	7.0	8	0
New Orleans	-	-	-	-	-	-	-	-	-	-	-	-
St. Louis/L.A.	1	1	5	5.0	5	0	2	1	5	5.0	5	0
San Francisco	1	0	0	0.0	0	0	1	0	0	0.0	0	0
NFC West	4	4	47	11.8	27	0	6	5	55	11.0	27	0
NFC Total	4	4	47	11.8	27	0	20	11	134	12.2	33	0
Home	8	9	107	11.9	27	1	24	14	192	13.7	41	1
Road	8	9	108	12.0	22	1	24	25	293	11.7	33	1
1st Down	16	8	78	9.8	19	2	-	-	-	-	-	-
2nd Down	16	7	86	12.3	22	0	-	-	-	-	-	-
3rd Down	16	2	44	22.0	27	0	-	-	-	-	-	-
4th Down	16	1	7	7.0	7	0	-	-	-	-	-	-
1st Half	8	8	84	10.5	19	1	-	-	-	-	-	-
2nd Half	8	10	131	13.1	27	1	-	-	-	-	-	-
Overtime	-	-	-	-	-	-	-	-	-	-	-	-
Grass	12	13	173	13.3	27	1	30	27	353	13.1	41	1
Turf	4	5	42	8.4	17	1	18	12	132	11.0	33	1
Aug./Sept.	3	2	11	5.5	6	0	10	6	86	14.3	41	0
October	3	4	39	9.8	14	1	12	11	89	8.1	14	1
November	4	4	44	11.0	17	1	12	8	102	12.8	33	1
Dec./Jan.	6	8	121	12.0	27	0	14	14	208	14.9	24	0
Games 1-8	8	7	56	8.0	14	1	24	18	181	7.5	41	1
Games 9-16	8	11	159	14.5	27	1	24	21	304	14.5	33	1
Wins	11	11	131	11.9	27	2	25	21	293	14.0	41	2
Losses	5	7	84	12.0	22	0	23	18	192	10.7	14	0
Ties	-	-	-	-	-	-	-	-	-	-	-	-



RICKY WILLIAMS

Running Back

5-10 • 228


Born: 5/21/77

College: Texas '99

Acquired: T (N.O.), 2002

Signed Through: 2006

NFL: Fourth Season • Dolphins: First Season



PRO CAREER

2001 — Was acquired by Miami from New Orleans on March 8, 2002 in exchange for a first-round draft choice in 2002 (25th overall) and a conditional third-round pick in 2003 . . . In the trade, the teams also swapped positions in the fourth round of the 2002 draft . . . Started all 16 games in which he played with the Saints . . . Rushed for 1,245 yards and six touchdowns on 313 carries, and caught 60 passes for 511 yards and one score . . . It marked the seventh 1,000-yard rushing season in Saints history, and the first time it had been achieved in back-to-back seasons . . . He joined George Rogers (1981, 1983) as the only players in Saints history to rush for 1,000 yards two times . . . Rushing total was the fourth-highest single-season total in Saints history . . . It also ranked fourth in the NFC and eighth in the NFL in '01 . . . Was third in the NFC and fifth in the NFL with 1,756 total yards from scrimmage . . . Reception total was second-most in Saints history by a running back, trailing only the 74 catches by Tony Galbreath in 1978 . . . Reception figure also tied for 19th in the NFC and tied for sixth among conference running backs . . . Totaled 77 first downs on the year (58 rushing, 19 receiving), fourth in the NFC and tied for eighth in the NFL . . . Rushed for 136 yards and a touchdown on 30 attempts and caught five passes for 42 yards vs. Minnesota (10/7) in the Saints' 28-15 victory . . . Rushing total was the fifth-highest of his career . . . For his efforts, was named the NFC Offensive Player of the Week for the first time in his career . . . In addition, moved past QB Archie Manning into eighth on the Saints' all-time rushing chart . . . The following week at Carolina, compiled 147 yards rushing and a score on 31 carries, and tallied four receptions for 31 yards in a 27-25 win . . . Had a career-long 46-yard run in the game . . . Score came on a one-yard TD run as time expired to provide New Orleans with the winning margin . . . 283 yards rushing over this two-game span is the third-highest two-game total of his career . . . Had 51 yards rushing on 21 carries while tying a career-high with nine receptions for 65 yards vs. Atlanta (10/21) . . . Rushed for 77 yards on 17 attempts and had four receptions for 19 yards at St. Louis (10/28) . . . In four games during the month of October, totaled 411 yards rushing and two touchdowns on 99 attempts (4.2 avg.) and caught 22 passes for 157 yards . . . For his performance, was named NFC Offensive Player of the Month . . . Ran for 58 yards and a TD on 19 carries vs. N.Y. Jets (11/4) as he moved past Wayne Wilson into seventh on the Saints' all-time rushing list . . . Rushed for 121 yards on 24 carries and had three receptions for 52 yards at San Francisco (11/11), as he surpassed Mario Bates into sixth on the club's all-time rushing list . . . Ran for 120 yards, including a 14-yard TD, on 28 carries, and had four receptions for 48 yards the week afterwards vs. Indianapolis (11/18) . . . Rushed 27 times for 102 yards and had four receptions for 72 yards, including a career-long 42-yard catch, vs. Carolina (12/2), as he moved ahead of Tony Galbreath into fifth on the Saints' career rushing chart . . . In just three years with the Saints, compiled 3,129 yards rushing, good for fifth on the team's all-time rushing chart . . .

RUSHING YARDS OVER THE LAST THREE YEARS: Over the last three years, Williams has totaled 4,221 rushing yards, tenth most in the NFL over this span . . . Of this list, though, Williams' per game average of 82.3 is the sixth-best figure:

FINS FACT	
No Heisman Trophy winner has ever played for the Dolphins in the regular season. Former University of Florida quarterback Steve Spurrier, the 1966 Heisman winner, spent one week with the Dolphins in the preseason of 1977 before being released on September 12. The Dolphins traded for former Colorado running back Rashaan Salaam, the 1994 recipient, on April 22, 1999. The trade with Chicago, however, never was finalized because of Salaam's health.	10 20 30 40 50 60 70 80 90 100

MOST RUSHING YARDS IN THE NFL OVER THE LAST THREE YEARS (1999-01)

PLAYER	TEAM(S)	YARDS	GAMES	AVG. PER GAME
1. Curtis Martin	N.Y. Jets	4,181	48	87.1
2. Stephen Davis	Washington	4,155	45	92.3
3. Marshall Faulk	St. Louis	4,122	44	93.7
4. Corey Dillon	Cincinnati	3,950	47	84.0
5. Edgerrin James	Indianapolis	3,924	38	103.3
6. Eddie George	Tennessee	3,752	48	78.2
7. Emmitt Smith	Dallas	3,621	45	80.5
8. Jerome Bettis	Pittsburgh	3,504	43	81.5
9. Charlie Garner	S.F./Oak.	3,210	48	66.9
10. RICKY WILLIAMS	NEW ORLEANS	3,129	38	82.3

In addition, Williams' rushing total is the eighth-highest by an active running back in his first three NFL seasons:

MOST RUSHING YARDS BY ACTIVE NFL RUNNING BACKS IN THEIR FIRST THREE YEARS

PLAYER	TEAM	YEARS	YARDS
1. Terrell Davis	Denver	1995-97	4,405
2. Emmitt Smith	Dallas	1990-92	4,213
3. Eddie George	Tennessee	1996-98	4,061
4. Edgerrin James	Indianapolis	1999-01	3,924
5. Curtis Martin	New England	1995-97	3,799
6. Corey Dillon	Cincinnati	1997-99	3,459
7. Fred Taylor	Jacksonville	1998-00	3,354
8. RICKY WILLIAMS	NEW ORLEANS	1999-01	3,129

TOTAL YARDS FROM SCRIMMAGE OVER THE LAST THREE YEARS: Over the last three seasons, Williams has registered 4,221 total yards from scrimmage (3,129 rushing, 1,092 receiving), the eighth-highest total among NFL running backs during this span . . . Of this list, however, Williams' per game average of 111.1 is the third-best figure:

MOST TOTAL YARDS FROM SCRIMMAGE AMONG RUNNING BACKS IN THE NFL OVER THE LAST THREE YEARS (1999-01)

PLAYER	TEAM(S)	YARDS	GAMES	AVG. PER GAME
1. Marshall Faulk	St. Louis	6,765	44	153.8
2. Edgerrin James	Indianapolis	5,297	38	139.4
3. Curtis Martin	N.Y. Jets	5,268	48	109.8
4. Charlie Garner	S.F./Oak.	4,970	48	103.5
5. Eddie George	Tennessee	4,942	48	103.0
6. Stephen Davis	Washington	4,784	45	106.3
7. Corey Dillon	Cincinnati	4,626	47	98.4
8. RICKY WILLIAMS	NEW ORLEANS	4,221	38	111.1

Williams' 4,221 total yards from scrimmage also is the eighth-highest by an active running back in his first three NFL seasons . . .

MOST TOTAL YARDS FROM SCRIMMAGE BY ACTIVE NFL RUNNING BACKS IN THEIR FIRST THREE YEARS

PLAYER	TEAM	YEARS	YARDS
1. Terrell Davis	Denver	1995-97	5,369
2. Edgerrin James	Indianapolis	1999-01	5,297
3. Emmitt Smith	Dallas	1990-92	5,034
4. Curtis Martin	New England	1995-97	4,689
5. Eddie George	Tennessee	1996-98	4,597
6. Marshall Faulk	Indianapolis	1994-96	4,372
7. Ricky Watters	San Francisco	1992-94	4,290
8. RICKY WILLIAMS	NEW ORLEANS	1999-01	4,221

2000 — Started all ten games in which he played . . . Missed each of the final six games of the year with a broken left ankle . . . Rushed for 1,000 yards and eight touchdowns on 248 attempts and caught 44 passes for 409 yards and one score . . . It marked the sixth 1,000-yard rushing season in Saints history, and he became just the fifth different player to accomplish the feat . . . Rushing total ranked 12th in the NFC and 23rd in the NFL . . . At the time of his injury, with six games still to play, his 1,000 rushing yards were second-most in the NFC while his 1,409 total yards from scrimmage also were second in the conference . . . At San Diego (9/10), rushed for 50 yards on 24 attempts and caught four passes for 27 yards, including a 13-yard TD catch from Jeff Blake for his first NFL touchdown reception . . . Rushed for 107 yards on 23 carries the following week at Seattle (9/17), commencing a string of five games in a row in which he reached the 100-yard rushing mark . . . Tied a team mark by rushing for 128 yards and a touchdown on 30 carries at Chicago (10/8), his third straight 100-yard rushing effort, tying George Rogers (1981), Wayne Wilson (1983) and Dalton Hilliard (1989) for that honor . . . In addition, the Bears game marked the first of five in a row that he tallied a rushing touchdown . . . Rushed 38 times for 144 yards and two touchdowns, and had three receptions for 35 yards vs. Carolina (10/15), as he established the club record for consecutive 100-yard rushing games at four . . . Also had a 34-yard completion to Keith Poole in the Panthers contest, his first NFL completion . . . The week afterwards at Atlanta (10/22), ran for a season-high 156 yards and three touchdowns on 29 carries, as he registered his fifth straight 100-yard rushing game . . . The three rushing touchdowns tied a club record that had previously been achieved by six others, most recently by Mario Bates at L.A. Rams on December 4, 1994 . . . This two-game total of 300 rushing yards is the highest of his NFL career . . . Although the streak stopped the following week at Arizona (10/29) with 54 yards rushing and a TD on 21 attempts, turned in the best receiving day of his career with nine catches for 92 yards . . . Rushed for 81 yards and a touchdown on 27 carries vs. San Francisco (11/5) . . . The score came on a one-yard run in the second quarter, marking the fifth straight game in which he had a rushing touchdown, tying the club record first set by Hilliard in 1989 . . . Compiled 93 yards on 16 attempts at Carolina (11/12) . . . Final carry was a two-yard run in the fourth quarter as he reached 1,000 yards rushing for the season . . . Sustained a broken left ankle on the play and was inactive each of the final six regular season games and NFC Wild Card Playoff game vs. St. Louis (12/30) . . . Saw limited action in a reserve role in Divisional Playoff contest at Minnesota (1/6/01) . . . Had six carries for 14 yards and one reception for two yards.

1999 — Started all 12 games in which he played . . . Rushed for 884 yards and two touchdowns on 253 attempts and caught 28 passes for 172 yards . . . It stands as the eighth-highest single-season total in Saints history, and the third-best figure by a rookie, trailing only the 1,674 yards by George Rogers in 1981 and the 1,353 yards by Rueben Mayes in 1986 . . . It was the tenth-highest rushing total in the NFC and 20th in the NFL in 1999 . . . It was the most by a rookie in the NFC and third-most among NFL rookies, trailing only Indianapolis' Edgerrin James (1,553) and Denver's Olandis Gary (1,159) . . . First career 100-yard rushing game occurred in his sixth NFL game when he rushed for 111 yards on 25 attempts at N.Y. Giants (10/24) . . . In the process, became the first Saints rookie to rush for 100 yards since Mario Bates had 141 yards on 22 carries vs. Atlanta on November 13, 1994 . . . Followed up that performance by registering 179 yards on 40 carries vs. Cleveland (10/31), marking the third-highest single-game rushing total in Saints history and the second-best by a rookie . . . 40 attempts represented a new club single-game best, as he surpassed the previous mark of 35, held by both Earl Campbell (at Minnesota, 11/24/85) and Dwight Beverly (at St. Louis, 10/11/87) . . . Became the first Saint since Bates in 1995 to account for 100 rushing yards in

consecutive games . . . This two-game rushing total of 290 yards is the second-highest of his NFL career . . . First-round draft choice (fifth overall) by New Orleans in 1999 with a choice obtained from Washington in a draft-day trade-up, in which the Saints surrendered their six remaining picks in the 1999 draft, and first- and third-round draft choices in 2000.

COLLEGE

Started 46 of the 48 games in which he played during his four-year career (1995-98) . . . Played fullback his first two years before shifting to tailback for his final two seasons . . . Rushed for 6,279 yards and 72 touchdowns on 1,011 carries and caught 85 passes for 927 yards and three scores . . . Finished his collegiate career as the owner of 20 NCAA rushing records, including most rushing yards (6,279), all-purpose yards (7,206), highest average per carry (6.2), rushing touchdowns (72), total touchdowns scored (75), 200-yard rushing games (11; tied Marcus Allen of Southern California, 1978-81), points scored (452), games with a touchdown (33) and games with two or more scores (21) . . . Also finished with 44 school records . . . Rushing total now ranks second in NCAA history, trailing only former University of Wisconsin star and current New York Giant Ron Dayne (6,397) . . . Averaged 182.5 yards rushing a game over his final two seasons . . . Had at least one reception in 41 of 46 career regular season games . . . As a senior in 1998, rushed for a career-best 2,124 yards and 27 touchdowns on 361 attempts . . . Was a unanimous All-America and All-Big 12 Conference first-team choice . . . Was the recipient of the Heisman Trophy, Maxwell Award, Walter Camp Foundation Player of the Year Award, the first-ever Associated Press National Player of the Year Award, Football News Offensive Player of the Year Trophy and The Sporting News Player of the Year Award . . . Became the first player to earn back-to-back Doak Walker Award (given to nation's top running back) honors in 1998 . . . Also was named the conference's Offensive Player of the Year . . . Became the eighth player in the history of college football to rush for more than 2,000 yards in a single season . . . Rushing total ranked fifth on the Division I-A season-record list . . . His 27 TDs ranked third on the NCAA season-record list . . . Set NCAA records with two 300-yard rushing games, and 668 rushing yards and 11 TDs during a two-game period . . . Reached the 200-yard rushing mark five times during the regular season in addition to the Cotton Bowl . . . Against Rice, ran for 318 yards and six TDs (31, 16, 17, 29, 27 and 41 yards), adding 32 yards on four catches . . . Followed with 350 yards on 37 carries with five scores, including a 68-yarder against Iowa State . . . To honor former Heisman Trophy winner Doak Walker, Williams chose to wear uniform No. 37 on October 10, 1998 against Oklahoma at the Cotton Bowl . . . Williams rushed for 139 yards and two touchdowns on 31 carries in the Longhorns' 34-3 victory . . . Ran for 1,893 yards and 25 touchdowns on 279 attempts and had 20 receptions for 150 yards as a junior in 1997 . . . Was a consensus All-America and All-Big 12 Conference first-team choice . . . Was the winner of the Doak Walker Award . . . Finished fifth in voting for Heisman Trophy . . . Was the Big 12 Offensive Player of the Year . . . Led the nation in rushing (172.1 yards per game), and scoring (13.8 points per game) . . . Ranked second in the country with an average of 185.7 all-purpose yards per game . . . Rushing total set the school's single-season mark formerly held by Earl Campbell (1,744 yards in 1977) . . . Attained the 1,000-yard rushing mark on just his 168th carry, reaching that plateau faster than any Longhorn back in history . . . Rushed for 200 or more yards in a game on six occasions . . . Compiled 1,272 yards rushing and 12 touchdowns on 205 carries, and caught 25 passes for 291 yards and a pair of scores in 1996 . . . Was a first-team All-Big 12 Conference pick . . . As a freshman in 1995, rushed for 990 yards and eight touchdowns on 166 carries and tallied 16 receptions for 224 yards . . . Broke Earl Campbell's Texas freshman rushing record (928 yards in 1974) . . . Was an All-Southwest Conference second-team pick . . . Shared SWC Offensive Newcomer of the Year honors with teammate Shon Mitchell . . . Majored in elementary education.

PERSONAL

Has a daughter, Marley, and a son, Prince . . . Was a USA Today All-America honorable mention selection and "Best of the West" pick by the Long Beach Press-Telegram as a senior at Patrick Henry High School in San Diego, Calif. . . . Was named the Offensive Player of the Year by the San Diego Union-Times as a senior, as he rushed for 2,099 yards and 25 TDs, en route to adding All-State accolades . . . Also played linebacker . . . Concluded his prep career with 4,129 yards and 55 TDs . . . Was an All-State and All-League pick as an outfielder in baseball . . . Batted .340 with 26 stolen bases as a senior and .333 with 31 stolen bases as a junior . . . Wrestled in the heavyweight division and also ran track, where he qualified for the state finals in the 400-meter relays . . . Following high school, was selected in the eighth round of the 1995 draft as an outfielder by the Philadelphia Phillies . . . Taken in the 1998 Rule V

Draft by the Montreal Expos, who then sold his rights to the Texas Rangers . . . Played four years (1995-98) at the Class A level in the Phillies' minor league system . . . At the University of Texas, earned academic accolades from the Big 12 Commissioner's Office and Texas Athletic Director's Honor Roll . . . Was a member of the American Football Coaches Association "Good Works" Team . . . Has a twin sister, Cassie, who graduated from Texas in May 2000 . . . Full name is Errick Lynne Williams, born May 21, 1977 in San Diego, Calif.

RICKY WILLIAMS' NFL REGULAR SEASON STATISTICS

RUSHING												RECEIVING			
YEAR	TEAM	G-S	NO.	YDS.	AVG.	LG	TD	ATT.	YDS.	LG	TD				
1999	New Orleans	12-12	253	884	3.5	25	2	28	172	29	0				
2000	New Orleans	10-10	248	1000	4.0	26t	8	44	409	24	1				
2001	New Orleans	16-16	313	1245	4.0	46	6	60	511	42	1				
3-YEAR TOTALS		38-38	814	3129	3.8	46	16	132	1092	42	2				

RICKY WILLIAMS' NFL PLAYOFF STATISTICS

YEAR	TEAM	G-S	RUSHING					RECEIVING			
			NO.	YDS.	AVG.	LG	TD	ATT.	YDS.	LG	TD
2000	New Orleans	1-0	6	14	2.3	7	0	1	2	2	0

ADDITIONAL STATS

Passing: 0-1 in 1999; 1-1, 34 yards in 2000 for total of 1-2 for 34 yards

SINGLE-GAME HIGHS

Most Rushing Yards:	179	vs. Cleveland, 10/31/99
	156	at Atlanta, 10/22/00
	147	at Carolina, 10/14/01
	144	vs. Carolina, 10/15/00
	136	vs. Minnesota, 10/7/01
Most Rush Attempts:	40	vs. Cleveland, 10/31/99
	38	vs. Carolina, 10/15/00
	31	at Carolina, 10/14/01
	30	at Chicago, 10/8/00
	30	vs. Minnesota, 10/7/01
Most Rushing TDs:	30	vs. San Francisco, 11/14/99
	3	at Atlanta, 10/22/00
	2	at Jacksonville, 11/21/99
Long Runs:	2	vs. Carolina, 10/15/00
	46	at Carolina, 10/14/01
	26t	at Atlanta, 10/22/00
	25	at N.Y. Giants, 10/24/99
	24	vs. Atlanta, 10/10/99
Most Receptions:	22	at N.Y. Giants, 10/24/99
	22	vs. Philadelphia, 9/24/00
	22	at Atlanta, 10/22/00
	9	at Arizona, 10/29/00
	9	vs. Atlanta, 10/21/01
Most Receiving Yards:	7	vs. Philadelphia, 9/24/00
	5	at Carolina, 1/2/00
	5	at Seattle, 9/17/00
	5	vs. Minnesota, 10/7/01
	5	at Atlanta, 12/9/01
Most TD Receptions:	92	at Arizona, 10/29/00
	72	vs. Carolina, 12/2/01
	65	vs. Atlanta, 10/21/01
	57	vs. San Francisco, 11/14/99
	57	at Chicago, 10/8/00
Most TD Receptions:	1	two different times

Long Receptions: 42 vs. Carolina, 12/2/01
 41 at N.Y. Giants, 9/30/01
 34 at San Francisco, 11/11/01
 29 vs. San Francisco, 11/14/99
 24 at Carolina, 11/12/00

Most Total Yards From Scrimmage: 193 at Atlanta, 10/22/00
 187 vs. Cleveland, 10/31/99
 185 at Chicago, 10/8/00
 179 vs. Carolina, 10/15/00
 178 vs. Minnesota, 10/7/01
 178 at Carolina, 10/14/01

Most Total TDs: 3 at Atlanta, 10/22/00
 2 at Jacksonville, 11/21/99
 2 vs. Carolina, 10/15/00

100-YARD RUSHING GAMES (12)

DATE	OPPONENT	NO.	YDS.	LG	TD
10/24/99	at N.Y. Giants	24	111	25	0
10/31/99	Cleveland	40	179	19	0
9/17/00	at Seattle	23	107	15	0
9/24/00	Philadelphia	20	103	22	0
10/8/00	at Chicago	30	128	15	1
10/15/00	Carolina	38	144	18	2
10/22/00	at Atlanta	29	156	26t	3
10/7/01	Minnesota	30	136	17	1
10/14/01	at Carolina	31	147	46	1
11/11/01	at San Francisco	24	121	18	0
11/18/01	Indianapolis	28	120	16	1
12/2/01	Carolina	27	102	15	0

RICKY WILLIAMS' RUSHING BREAKDOWN

	2001						CAREER					
	G	NO	YDS	AVG	LG	TD	G	NO	YDS	AVG	LG	TD
Buffalo	1	18	93	5.2	21	0	1	18	93	5.2	21	0
Indianapolis	1	28	120	4.3	16	1	1	28	120	4.3	16	1
Miami	-	-	-	-	-	-	-	-	-	-	-	-
New England	1	15	56	3.7	14	1	1	15	56	3.7	14	1
N.Y. Jets	1	19	58	3.1	16	1	1	19	58	3.1	16	1
AFC East	4	80	327	4.1	21	3	4	80	327	4.1	21	3
Baltimore	-	-	-	-	-	-	-	-	-	-	-	-
Cincinnati	-	-	-	-	-	-	-	-	-	-	-	-
Cleveland	-	-	-	-	-	-	1	40	179	4.5	19	0
Jacksonville	-	-	-	-	-	-	1	19	94	4.9	20	2
Pittsburgh	-	-	-	-	-	-	-	-	-	-	-	-
Tennessee	-	-	-	-	-	-	1	17	35	2.1	7	0
AFC Central	-	-	-	-	-	-	3	76	308	4.1	202	-
Denver	-	-	-	-	-	-	-	-	-	-	-	-
Kansas City	-	-	-	-	-	-	-	-	-	-	-	-
Oakland	-	-	-	-	-	-	-	-	-	-	-	-
San Diego	-	-	-	-	-	-	1	24	50	2.1	13	0
Seattle	-	-	-	-	-	-	1	23	107	4.7	15	0
AFC West	-	-	-	-	-	-	2	47	157	3.3	15	0
AFC Total	4	80	327	4.1	21	3	9	203	792	3.9	21	5
Arizona	-	-	-	-	-	-	1	21	54	2.6	11	1
Dallas	-	-	-	-	-	-	1	23	61	2.7	17	0
N.Y. Giants	1	16	53	3.3	16	0	2	40	164	4.1	25	0
Philadelphia	-	-	-	-	-	-	1	20	103	5.2	22	0
Washington	1	17	74	4.4	9	0	1	17	74	4.4	9	0
NFC East	2	33	127	3.8	16	0	6	121	456	3.8	25	1

RICKY WILLIAMS' RUSHING BREAKDOWN

	2001						CAREER					
	G	NO	YDS	AVG	LG	TD	G	NO	YDS	AVG	LG	TD
Chicago	-	-	-	-	-	-	2	51	212	4.2	19	1
Detroit	-	-	-	-	-	-	1	20	84	4.2	19	0
Green Bay	-	-	-	-	-	-	-	-	-	-	-	-
Minnesota	1	30	136	4.5	17	1	1	30	136	4.5	17	1
Tampa Bay	1	10	26	2.6	9	0	2	24	67	2.8	14	0
NFC Central	2	40	162	4.1	17	1	6	125	499	4.0	19	2
Atlanta	2	36	92	2.6	18	1	4	84	301	3.6	26	4
Carolina	2	58	249	4.3	46	1	6	136	533	3.9	46	3
New Orleans	-	-	-	-	-	-	-	-	-	-	-	-
St. Louis	2	31	134	4.3	19	0	2	31	134	4.3	19	0
San Francisco	2	35	154	4.4	18	0	5	114	414	3.6	18	1
NFC West	8	160	629	3.9	46	2	17	365	1382	3.8	46	8
NFC Total	12	233	918	3.9	46	3	29	611	2337	3.8	46	11
Home	8	167	631	3.8	17	3	19	425	1551	3.6	24	6
Road	8	146	614	4.2	46	3	19	389	1578	4.1	46	10
1st Down	-	-	-	-	-	-	-	-	-	-	-	-
2nd Down	-	-	-	-	-	-	-	-	-	-	-	-
3rd Down	-	-	-	-	-	-	-	-	-	-	-	-
4th Down	-	-	-	-	-	-	-	-	-	-	-	-
1st Half	-	-	-	-	-	-	-	-	-	-	-	-
2nd Half	-	-	-	-	-	-	-	-	-	-	-	-
Overtime	-	-	-	-	-	-	-	-	-	-	-	-
Grass	5	96	403	4.2	46	2	13	263	993	3.8	46	6
Turf	11	217	842	3.9	21	4	25	551	2136	3.9	26	10
Aug./Sept.	2	34	146	4.3	21	0	8	153	610	4.0	22	0
October	4	99	411	4.2	46	2	13	338	1355	4.0	46	9
November	4	86	355	4.1	18	3	9	192	763	4.0	20	6
Dec./Jan.	6	94	333	3.5	18	1	8	131	401	3.1	18	1
Games 1-8	8	176	736	4.2	46	3	24	548	2185	4.0	46	10
Games 9-16	8	137	509	3.7	18	3	14	266	944	3.5	20	6
Wins	7	166	716	4.3	46	4	17	414	1622	3.9	46	12
Losses	9	147	529	3.6	18	2	21	400	1507	3.8	25	4
Ties	-	-	-	-	-	-	-	-	-	-	-	-

RICKY WILLIAMS' RECEIVING BREAKDOWN

	2001						CAREER					
	G	NO	YDS	AVG	LG	TD	G	NO	YDS	AVG	LG	TD
Buffalo	1	1	19	19.0	19	1	1	1	19	19.0	19	1
Indianapolis	1	4	48	12.0	21	0	1	4	48	12.0	21	0
Miami	-	-	-	-	-	-	-	-	-	-	-	-
New England	1	3	39	13.0	18	0	1	3	39	13.0	18	0
N.Y. Jets	1	1	6	6.0	6	0	1	1	6	6.0	6	0
AFC East	4	9	112	12.4	21	1	4	9	112	12.4	21	1
Baltimore	-	-	-	-	-	-	-	-	-	-	-	-
Cincinnati	-	-	-	-	-	-	-	-	-	-	-	-
Cleveland	-	-	-	-	-	-	1	3	8	2.7	4	0
Jacksonville	-	-	-	-	-	-	1	2	27	13.5	14	0
Pittsburgh	-	-	-	-	-	-	-	-	-	-	-	-
Tennessee	-	-	-	-	-	-	1	0	0	0.0	0	0
AFC Central	-	-	-	-	-	-	3	5	35	7.0	14	0
Denver	-	-	-	-	-	-	-	-	-	-	-	-
Kansas City	-	-	-	-	-	-	-	-	-	-	-	-
Oakland	-	-	-	-	-	-	-	-	-	-	-	-
San Diego	-	-	-	-	-	-	1	4	27	6.8	13	1
Seattle	-	-	-	-	-	-	1	5	35	7.0	12	0
AFC West	-	-	-	-	-	-	2	9	62	6.9	13	1
AFC Total	4	9	112	12.4	21	1	9	23	209	9.1	21	2
Arizona	-	-	-	-	-	-	1	9	92	10.2	19	0
Dallas	-	-	-	-	-	-	1	3	31	10.3	14	0
N.Y. Giants	1	4	49	12.3	41	0	2	5	40	8.0	41	0
Philadelphia	-	-	-	-	-	-	1	7	52	7.4	21	0
Washington	1	1	7	7.0	7	0	1	1	7	7.0	7	0
NFC East	2	5	56	11.2	41	0	6	25	222	8.9	41	0

RICKY WILLIAMS' RECEIVING BREAKDOWN

	2001						CAREER					
	G	NO	YDS	AVG	LG	TD	G	NO	YDS	AVG	LG	TD
Chicago	-	-	-	-	-	-	2	5	67	13.4	18	0
Detroit	-	-	-	-	-	-	1	4	29	7.3	17	0
Green Bay	-	-	-	-	-	-	-	-	-	-	-	-
Minnesota	1	5	42	8.4	16	0	1	5	42	8.4	16	0
Tampa Bay	1	4	15	3.8	5	0	2	8	37	4.6	9	0
NFC Central	2	9	57	6.3	16	0	6	22	175	8.0	18	0
Atlanta	2	14	107	7.6	20	0	4	21	160	7.6	20	0
Carolina	2	8	103	12.9	42	0	6	18	171	9.5	42	0
New Orleans	-	-	-	-	-	-	-	-	-	-	-	-
St. Louis	2	8	32	4.0	18	0	2	8	32	4.0	18	0
San Francisco	2	7	44	6.3	34	0	5	15	123	8.2	34	0
NFC West	8	37	286	7.7	42	0	17	62	486	7.8	42	0
NFC Total	12	51	399	7.8	42	0	29	109	883	8.1	42	0
Home	8	32	245	7.7	42	0	19	64	512	8.0	42	0
Road	8	28	266	9.5	41	1	19	68	580	8.5	41	2
1st Down	-	-	-	-	-	-	-	-	-	-	-	-
2nd Down	-	-	-	-	-	-	-	-	-	-	-	-
3rd Down	-	-	-	-	-	-	-	-	-	-	-	-
4th Down	-	-	-	-	-	-	-	-	-	-	-	-
1st Half	-	-	-	-	-	-	-	-	-	-	-	-
2nd Half	-	-	-	-	-	-	-	-	-	-	-	-
Overtime	-	-	-	-	-	-	-	-	-	-	-	-
Grass	5	18	186	10.3	41	0	13	48	437	9.1	41	1
Turf	11	42	325	7.7	42	1	25	84	655	7.8	42	1
Aug./Sept.	2	5	68	13.6	41	1	8	28	216	7.7	41	2
October	4	22	157	7.1	24	0	13	50	403	8.1	24	0
November	4	11	145	13.2	34	0	9	24	296	12.3	34	0
Dec./Jan.	6	22	141	6.4	42	0	8	30	177	5.9	42	0
Games 1-8	8	31	283	9.1	41	1	24	86	699	8.1	41	2
Games 9-16	8	29	228	7.9	42	0	14	46	393	8.5	42	0
Wins	8	27	273	10.1	42	1	17	61	654	10.7	42	2
Losses	8	33	238	7.2	41	0	21	71	438	6.2	41	0
Ties	-	-	-	-	-	-	-	-	-	-	-	-



SHAWN WOODEN

Safety

5-11 • 205


Born: 10/23/73

College: Notre Dame '96

Acquired: FA, 2001

Signed Through: 2003

NFL: Seventh Season • Dolphins: Sixth Season



PRO CAREER

2001 — Signed a two-year contract with the Dolphins as a free agent on June 29, 2001 after being released by Chicago on June 26 . . . Signed a one-year contract extension on February 21, 2002 . . . Played in 13 games, all in a reserve role . . . Was inactive for three contests . . . Recorded three tackles on defense and 20 stops on special teams, which ranked third on the squad . . . Registered three special teams tackles in games at Indianapolis (11/11), at Buffalo (11/25), vs. Denver (12/2) and vs. Indianapolis (12/10) . . . Was inactive for games at Tennessee (9/9), at San Francisco (12/16) and vs. Buffalo (1/6/02) . . . Appeared in First-Round playoff game vs. Baltimore in a reserve role . . . Did not post any stats.

FINS FACT

As a sophomore at Abington (Pa.) High School, Shawn started at running back ahead of current Titans RB Eddie George.

10
20
30

2000 – Signed with the Bears as an unrestricted free agent from the Dolphins on March 9, 2000 . . . Appeared in 11 games with the Bears, all in a reserve role . . . Was inactive for five contests . . . Registered 13 tackles, a pass defended, a fumble recovery and a forced fumble . . . Added seven stops on special teams . . . Was inactive for four straight weeks (3-6) with a hamstring injury . . . Also was inactive for the season finale with a rib injury . . . Had his best game at Philadelphia (10/22) when he recorded four tackles, a fumble recovery and a forced fumble.

1999 – Underwent successful arthroscopic surgery on his left knee on May 3, 1999 . . . The surgery involved the debridement of scar tissue, and it was performed by Dr. John Uribe at HealthSouth Doctor's Hospital in Coral Gables . . . Played in 15 games, starting six of them at strong safety, including each of the final four . . . Finished fourth on the team and second among defensive backs with 75 total tackles (53 solo) . . . Also posted a fumble recovery and 17 stops on special teams, a figure which was fourth-most on the club . . . Was inactive vs. Philadelphia (10/24) with a fractured left thumb . . . Notched a season-high 14 tackles at Buffalo (11/14), when he opened at strong safety, his first starting assignment of the year . . . Added ten stops vs. Indianapolis (12/5) . . . Started both playoff games following the season at strong safety . . . Ranked third on the team with 11 tackles . . . Also recovered a fumble and forced a fumble as well . . . Added two stops on special teams . . . Had six tackles, a fumble recovery and a forced fumble in Divisional contest at Jacksonville (1/15/00).

1998 – Played in two games, starting one of them, in '98 . . . Opened at strong safety in season-opener at Indianapolis (9/6) . . . Recorded 12 total tackles, a forced fumble and a pass defended against the Colts, and was awarded a defensive game ball . . . Also registered a pair of stops on special teams in the contest . . . Sustained torn anterior cruciate and medial collateral ligaments in his left knee on the opening kickoff of the second game of the season, vs. Buffalo (9/13) . . . Underwent surgery to repair the damage on September 14 . . . The surgery was performed by Dr. John Uribe at HealthSouth Doctor's Hospital in Coral Gables . . . Was placed on Injured Reserve on September 15, where he spent the final 14 regular season games and both playoff contests.

1997 – Played in all 16 regular season games, starting 15 of them at strong safety . . . Did not start one contest as a result of an injury . . . Finished the year with 121 tackles (86 solo), two interceptions, four passes defended, three fumble recoveries and a forced fumble . . . Added eight tackles on special teams . . . Tackle total was second on the squad and first among defensive backs . . . Recorded 10 tackles, two interceptions and a fumble recovery in season-opening win over Indianapolis (8/31) . . . For his performance, Wooden was named AFC Defensive Player of the Week for the first time in his career . . . It marked the first time a Dolphin had earned that honor since the final week of the 1995 season when CB Terrell Buckley was honored for his effort at St. Louis . . . Led the Dolphins with 12 tackles the following week vs. Tennessee (9/7) . . . Had eight tackles and a fumble recovery at Buffalo (11/2) . . . Led club with a career-high 15 tackles vs. Buffalo (11/17) . . . Sustained a partial muscle tear in his right forearm during practice on December 3 . . . Although he played sparingly in a reserve role vs. Detroit (12/7), still produced three tackles on defense and two stops on special teams . . . Was second on the team with nine tackles, including a fumble recovery, at Indianapolis (12/14) . . . Started at strong safety in First-Round Playoff game at New England (12/28) . . . Registered seven tackles.

1996 – Played in all 16 contests with 11 starts as a rookie . . . Finished second on team with 85 tackles (68 solo) and third with six passes defended . . . Added two interceptions, one fumble recovery and four special teams tackles . . . Led team in tackles three times and finished second on three occasions . . . Saw reserve action for first five weeks of season . . . Started at free safety in weeks 6-12, and at strong safety for the final four games . . . Recorded four tackles in first NFL start, at Buffalo (10/13) . . . Recorded six tackles and first career interception, at Philadelphia (10/20) . . . Led team with 12 tackles, including a pass defended, against Dallas (10/27) . . . Recorded seven tackles and an interception at New England (11/3) . . . Posted five tackles and a season-high two passes defended against Indianapolis (11/10) . . . Tied for second on squad with eight tackles against Pittsburgh (11/25) . . . Topped team with 11 tackles at Oakland (12/1), when he recorded the first fumble recovery of his career . . . Tied for team-lead with season-high 14 tackles against N.Y. Giants (12/8) . . . Sixth-round draft pick (189th overall) by Miami in 1996.

COLLEGE

Four-year letterman (1991, 93-95) and two-year starter at Notre Dame . . . Finished with 63 tackles (41 solo), three interceptions, six passes defended and one tackle for loss as a senior . . . Started every game at right cornerback as a junior . . . Finished with 59 tackles (48 solo) and

added two stops for losses, eight pass deflections and an interception . . . Played in eight games as a sophomore . . . Recorded 16 tackles, one interception and one stop for loss . . . Recovered an onside kickoff with 2:24 remaining and deflected a Charlie Ward pass as time ran out to preserve a 31-24 win over Florida State . . . Suffered torn cartilage in right knee on onside kickoff and had further damage caused when someone jumped on his back during the post-game celebration . . . Forced to undergo arthroscopic surgery that kept him out of the season finale against Boston College and the Cotton Bowl against Texas A&M . . . Sat out 1992 due to disc problems in back . . . Played in five games as a reserve flanker as a freshman . . . Holds B.S. in computer science.

PERSONAL

Single . . . Has a son, Blake (9/29/98) . . . Named All-America honorable mention from USA Today as a senior at Abington (Pa.) High . . . Lettered twice at halfback and defensive back . . . Gained 2,700 yards rushing with 33 touchdowns . . . Gained 1,344 yards with 14 scores, including seven runs of 50 yards or more, and recorded 130 tackles with four interceptions at safety as a senior . . . Also lettered in baseball and track . . . Enjoys working on computers in spare time . . . Always more than willing to help with any charitable events . . . Received the Dolphins' Community Service Award for 1997 . . . Has worked with F.A.D. organizations in Philadelphia and participated in events benefiting Cystic Fibrosis Foundation . . . Along with other Dolphins defensive backs, has been part of the "Prudential No Passing Zone" program which, in conjunction with Prudential, has helped 2,300 children from the Broward Boys & Girls Clubs attend Dolphins home games . . . Participated in the Miami Dolphins Fishing Tournament benefiting the Cystic Fibrosis Foundation . . . Has assisted in building houses for Habitat for Humanity . . . Also has personally donated money to help build homes as part of the Habitat for Humanity "Home Team" program . . . Full name is Shawn Anthony Wooden, born October 23, 1973, in Philadelphia, Pa.

SHAWN WOODEN'S NFL REGULAR SEASON STATISTICS

YEAR	TEAM	G-S	TACK.	ASST.	TOTAL	FUM. REC.	INT.	YDS.	LG	TD
1996	Miami	16-11	68	17	85	1	2	15	15	0
1997	Miami	16-15	86	35	121	3	2	10	10	0
1998	Miami	2-1	10	2	12	0	0	0	0	0
1999	Miami	15-6	53	22	75	1	0	0	0	0
2000	Chicago	11-0	8	5	13	1	0	0	0	0
2001	Miami	13-0	2	1	3	0	0	0	0	0
6-YEAR TOTALS		73-33	227	82	309	6	4	25	15	0
MIAMI TOTALS		62-33	219	77	296	5	4	25	15	0

SHAWN WOODEN'S NFL PLAYOFF STATISTICS

YEAR	TEAM	G-S	TACK.	ASST.	TOTAL	FUM. REC.	INT.	YDS.	LG	TD
1997	Miami	1-1	6	1	7	0	0	0	0	0
1999	Miami	2-2	10	1	11	1	0	0	0	0
2001	Miami	1-0	0	0	0	0	0	0	0	0
PLAYOFF TOTALS		4-3	16	2	18	1	0	0	0	0

ADDITIONAL STATS


Passes Defensed: (Miami) 6 in 1996, 4 in 1997, 1 in 1998, (Chicago) 1 in 2000 for total of 12

Forced Fumbles: (Miami) 1 in 1997, 1 in 1998, (Chicago) 1 in 2000 for total of 3 (P-1)

Special Teams Tackles: (Miami) 4 in 1996, 8 in 1997, 2 in 1998, 17 in 1999, (Chicago) 7 in 2000, (Miami) 20 in 2001 for total of 58 (P-2)

2002 DRAFT CHOICES

RD.	NO.	NAME	POS.	HT.	WT.	BIRTH-DATE	COLLEGE
3	90	Seth McKinney	C	6-3	305	6/12/79	Texas A&M
4	114	Randy McMichael	TE	6-3	247	6/28/79	Georgia
5a	161	Omare Lowe	CB	6-1	196	4/20/78	Washington
5b	170	Sam Simmons	WR	5-9	203	11/25/79	Northwestern
7	241	Leonard Henry	RB	6-1	210	1/5/78	East Carolina



LEONARD HENRY


Running Back

6-1 • 210

Born: 1/5/78

College: East Carolina '02

Draft: D7, 241



COLLEGE

Four-year letterman and two-year starter at East Carolina (1998-2001) . . . Finished second in school history with 519 carries for 3,089 yards (6.0 avg.) and 29 touchdowns . . . Added 54 receptions for 429 yards and three scores . . . Started 11 games as a senior . . . Set a conference single-season record with 1,432 yards on 184 carries (7.8 avg.) with 16 touchdowns . . . Caught 26 passes for 210 yards and a pair of scores . . . His 18 total touchdowns and 108 points scored set school season records . . . Named as a third-team All-America selection by The Football News and The Sporting News . . . Was a semifinalist for Football News' National Offensive Player of the Year Award . . . Selected as a first-team All-Conference USA choice . . . Rushed 19 times for 218 yards with two scores and a long of 92 yards against Tulane . . . Gained 177 yards on 14 tries, including a 66-yard score, against Syracuse . . . Amassed 234 yards on 18 carries with a pair of touchdowns and made four catches for 36 yards, including a score against Cincinnati . . . Closed out his career with 29 attempts for 195 yards with three scores against Marshall in the GMAC Bowl . . . Played in 11 games with five starts as a junior . . . Finished with 711 yards and eight touchdowns on 133 carries (5.3 avg.) . . . Caught 18 passes for 137 yards and a score . . . Played in 11 games with one start as a sophomore . . . Finished third on the team with 77 carries for 312 yards (4.1 avg.) and a touchdown . . . Caught eight passes for 64 yards (8.0 avg) . . . Played in 10 games with one start as a redshirt freshman . . . Gained 634 yards with four touchdowns on 125 carries . . . Caught two passes for 18 yards . . . Redshirted as a freshman . . . Holds B.S. in communications.

PERSONAL

Single, resides in Clinton, N.C. . . Was an Associated Press all-state selection at Clinton High School . . . Ran for 1,900 yards and 22 scores as a running back and averaged seven tackles per game as a linebacker in his final season . . . Scored six touchdowns in a playoff game vs. Plymouth High and led the team to three straight playoff appearances . . . Also lettered in basketball . . . Attended the same high school as former Dolphins running back Jerris McPhail . . . Assisted in building houses for Habitat for Humanity . . . Lists "Dances with Wolves" as favorite movie, "Sanford and Son" as favorite television show, "Why" by T.D. Jakes as favorite book and Jerry Rice as favorite athlete . . . Enjoys watching television and playing cards in spare time . . . Full name is Leonard Charles Henry, born January 5, 1978, in Clinton, N.C.

LEONARD HENRY'S COLLEGE STATISTICS

YEAR	TEAM	G-S	ATT.	RUSHING				RECEIVING			
				YDS.	AVG.	LG	TD	NO.	YDS.	LG	TD
1997				REDSHIRTED							
1998	East Carolina	10-1	125	634	5.1	55	4	2	18	13	0
1999	East Carolina	11-1	77	312	4.1	25	1	8	64	21	0
2000	East Carolina	11-5	133	711	5.3	77	8	18	137	35	1
2001	East Carolina	11-11	184	1432	7.8	92	16	26	210	37	2
COLLEGE TOTALS		43-18	519	3089	6.0	92	29	54	429	37	3



OMARE LOWE

Cornerback

6-1 • 196
Born: 4/20/78
College: Washington '02
Draft: D5a, 161





COLLEGE

Four-year letterman and two-year starter at Washington (1998-2001) . . . Recorded 100 tackles (79 solo) with five interceptions and a school career-record 24 pass deflections . . . Started ten games as a senior . . . Was named as an honorable mention All-Pac 10 Conference choice . . . Recorded a career-high 40 tackles (33 solo) with four stops for losses of 10 yards and a three-yard sack . . . Also deflected nine passes and had an interception for a 21-yard return . . . Named Pac-10 Player of the Week as he collected a career-high ten tackles, blocked a field goal that was recovered by the Huskies for a touchdown, picked off a pass for a 21-yard scoring return and batted away a pass against Michigan . . . Caught a 24-yard pass on a fake punt and delivered five tackles against UCLA . . . Posted six tackles and a sack against Washington State . . . Missed the season finale against Miami (Fla.) with a shoulder bruise . . . Started 11 games as a junior . . . Recorded 30 tackles (24 solo) . . . Also intercepted a pair of passes, deflected nine others and caused a fumble . . . Earned Player of the Game honors as he intercepted a pass late in the fourth quarter, deflected four others and had two tackles against Arizona State . . . Played in ten games with two starts as a sophomore . . . Recorded 20 tackles (17 solo) with three pass deflections and an interception . . . Had a season-high four tackles and a 24-yard interception return against California . . . Played in nine games with one start as a redshirt freshman . . . Recorded ten tackles (five solo) with an interception, three pass deflections and a forced fumble . . . Had his first career interception in the fourth quarter against Oregon State . . . Redshirted as a freshman in 1997 . . . Holds B.S. in communications.

PERSONAL

Single, resides in Colbert, Wash . . . Played as an option quarterback at Tahoma High School in Maple Valley, Wash . . . Rushed for over 900 yards and 15 scores . . . Played defense in just two games his senior season . . . Was named as an all-league selection as a junior and senior . . . Also lettered in basketball and track . . . Won the 110 high hurdles (14.2), the 300 intermediate hurdles (37.94) and was part of championship 1,600-meter relay team (3:23.07) at the 1997 state track championships . . . Assisted in building houses for Habitat for Humanity . . . Enjoys water sports . . . Lists "Braveheart" as favorite movie, "SportsCenter" as favorite television show, "Spy Game" as favorite book and Jay-Z as favorite recording artist . . . Growing up, Randall Cunningham was his favorite player . . . Full name is Omare Gerald Lowe, was born April 20, 1978, in Seattle.

OMARE LOWE'S COLLEGE STATISTICS

YEAR	TEAM	G-S	TACK.	ASST.	TOTAL	FUM. REC.	INT.	YDS.	LG	TD
1997	Washington				REDSHIRTED					
1998	Washington	9-1	5	5	10	0	1	0	0	0
1999	Washington	10-2	17	3	20	0	1	24	24	0
2000	Washington	11-11	24	6	30	0	2	7	7	0
2001	Washington	10-10	33	7	40	0	1	21	21	1
COLLEGE TOTALS		40-24	79	21	100	0	5	52	24	1

ADDITIONAL STATS

Forced Fumbles: 1 in 1998, 1 in 2000 for total of 2

Receiving: 1 for 24 yards in 2001

Tackles For Loss: 1 in 2000, 4 in 2001 for total of 5

Passes Defensed: 3 in 1998, 3 in 1999, 9 in 2000, 9 in 2001 for total of 24

Sacks: 1 in 2001

Blocked Kicks: 1 in 2009, 1 in 2001 for total of 2



SETH MCKINNEY

Center

6-3 • 305

Born: 6/12/79

College: Texas A&M '02

Draft: D3, 90



COLLEGE

Four-year starter at Texas A&M (1998-2001) . . . Is the first player drafted by the Dolphins from Texas A&M since Miami selected tackle Richmond Webb in the first round of the 1990 draft . . . Started 50 consecutive contests (including bowl games) during his time with the Aggies . . . Is only the fifth center in NCAA Division I-A history to start every game in a career . . . Started all 12 games as a senior . . . Earned consensus All-Big 12 Conference honors and was an Academic All-Big 12 first-team choice . . . Named as a finalist for the Rimington Award, given to the nation's top center . . . Was voted as the team's Offensive Most Valuable Player . . . Did not allow a quarterback sack or pressure during entire season . . . Helped pave the way for an offense that averaged 305.7 yards per game . . . Started all 12 games as a junior . . . Was named as an All-Big 12 Conference first-team pick . . . Also earned recognition as a third-team All-American by the Associated Press . . . Selected as the school's Scholar-Athlete of the Year and was an Academic All-Region choice . . . Cleared holes for an offense that averaged 381.6 yards of total offense per game, gaining an average of 5.4 yards per play . . . Started all 12 games as sophomore . . . Helped pave the way for an offense that averaged 374.1 yards per game, including 228.5 passing yards per contest . . . Started 14 games as a redshirt freshman . . . Earned Freshman All-America honors from The Sporting News . . . Helped the offense average 312.0 yards, including a rush/pass average of 152.7/159.3 yards per game . . . Redshirted as freshman in 1997 . . . Holds B.S. and Master's degree in Management Information Systems.

PERSONAL

Married to Paige, couple splits residence between in Austin, Texas, and Davie, Florida . . . Carried on the family tradition of starring for Texas A&M, as his brother, Steve, was a standout offensive lineman for the Aggies (1994-97) and now plays for the Houston Texans . . . Was named as a first-team All-Central Texas and Associated Press All-State at Westlake High

School in Austin . . . Played offensive tackle in offense that featured quarterback Drew Brees (now with San Diego Chargers) . . . Also lettered in basketball, baseball and track . . . Was a state qualifier in the shot put . . . Assisted in building houses for Habitat for Humanity . . . Hobbies include hunting, fishing and spending time with his family . . . Lists "Heat" as favorite movie, "Friends" as favorite television show, The Bible as favorite book and Metallica as favorite musical group . . . Father, Mike, was the Health and Human Services commissioner for the State of Texas under former Governor and now President George W. Bush . . . Seth's father now is the Chief of Staff for current Texas Governor Rick Perry . . . Full name is Seth Alan McKinney, born June 12, 1979, in Buffalo, Texas.

SETH McKINNEY'S COLLEGE STATISTICS

GAMES/STARTS: 1997: Redshirted, 1998: 14/14, 1999: 12/12, 2000: 12/12, 2001: 12/12
COLLEGE TOTALS: 50/50

	RANDY McMICHAEL	
	Tight End	
	6-3 • 247 Born: 6/28/79 College: Georgia '02 Draft: D4, 114	

COLLEGE

Three-year starter at Georgia (1999-2001) . . . Finished career with 90 catches for 1,213 yards (13.5 avg.) with five touchdowns and a long of 71 yards . . . His 1,213 yards rank ninth on the school's career-record list . . . Played in ten games with nine starts as a junior . . . Ranked fourth on the team with 24 receptions for 281 yards (11.7 avg) and a touchdown . . . Was a first-team All-Southeastern Conference selection by the Associated Press and SEC Coaches . . . Caught four passes for 68 yards and a four-yard touchdown against Arkansas . . . Gained 108 yards on six catches against Tennessee . . . Played in 11 games with six starts as a sophomore . . . Caught 32 passes for 475 yards (14.8 avg) and a touchdown . . . Was named as an honorable mention All-Southeastern Conference by the Associated Press . . . Caught four passes for 84 yards against Kentucky . . . Had a career-high 12 receptions for 156 yards and a four-yard touchdown against Georgia Tech . . . The 12 catches is the second-highest single-game total in school history . . . Played in 11 games with six starts as a redshirt freshman . . . Finished second on the team with a career-high 34 receptions for 457 yards (13.4 avg.) and three touchdowns . . . Was named as a first-team Freshman All-America pick by The Sporting News and earned the SEC Coaches' All-Freshman first-team honors . . . Caught three passes for 51 yards, including a touchdown, against Louisiana State . . . Had his first career 100-yard game as he caught seven passes for 143 yards and a career-long 71-yard touchdown against Georgia Tech . . . Caught a game-tying eight-yard touchdown pass against Purdue in the Outback Bowl . . . Missed the 1998 season after suffering a knee injury in preseason practice . . . Played in one game in 1997 before suffering a thumb injury which forced him to miss the remainder of season . . . Holds B.S. in family and consumer science.


PERSONAL

Single, resides in Athens, Georgia . . . Has a daughter, Sierra (2/2/97) . . . Was a college roommate of Terrence Edwards, the brother of Dolphins running back Robert Edwards . . . Named to the Atlanta Journal-Constitution's Top 50 in Georgia at Peach County High School in Fort Valley, Ga . . . Named as the team's Best Offensive Lineman as a senior . . . Caught 18 passes for 420 yards and four touchdowns during his final season . . . Also lettered in basketball and track . . . Worked with a mentor program while in college . . . Assisted in building

houses for Habitat for Humanity . . . Enjoys playing video games in spare time . . . Lists "Scarface" as favorite movie, "Martin" as favorite television show, "On My Honor" as favorite book, DMX and Pastor Troy as favorite recording artists and Shannon Sharpe as favorite athlete . . . Full name is Randy Montez McMichael, born June 28, 1979, in Griffin, Ga.

RANDY McMICHAEL'S COLLEGE STATISTICS

YEAR	TEAM	G-S	NO.	RECEIVING				ATT.	RUSHING			
				YDS.	AVG.	LG	TD		YDS.	LG	TD	
1997	Georgia	1-0	0	0	0.0	0	0	0	0	0	0	0
1998	Georgia			REDSHIRTED								
1999	Georgia	11-6	34	457	13.4	71t	3	0	0	0	0	0
2000	Georgia	11-6	32	475	14.8	37	1	0	0	0	0	0
2001	Georgia	10-9	24	281	11.7	27	1	0	0	0	0	0
COLLEGE TOTALS		33-21	90	1213	13.5	71t	5	0	0	0	0	0



SAM SIMMONS


Wide Receiver

5-9 • 203

Born: 11/25/79

College: Northwestern '02

Draft: 5th, 170



COLLEGE

Four-year letterman and three-year starter at Northwestern (1998-2001) . . . Caught 105 passes for 1,698 yards (16.2 avg.) and 14 touchdowns during collegiate career . . . His 105 catches ranks eighth, his 1,698 yards ranks seventh and his 14 touchdown receptions ranks third in school history . . . Carried 55 times for 324 yards (5.9 avg.) and a touchdown . . . Returned 37 kickoffs for 937 yards and his 25.3-yard kickoff return average is third-best in school annals . . . Added 503 yards and a touchdown on 39 punt returns and his 12.9-yard punt return average is second on the Wildcats' career-record list . . . Overall, gained 3,462 all-purpose yards in his time at Northwestern, the seventh-best total in school annals . . . Started 11 games as a senior . . . Named as a second-team All-Big Ten Conference choice . . . Ranked second on the team with 50 receptions for 807 yards (16.1 avg.) and seven touchdowns . . . Carried five times for 74 yards (14.8 avg.) and recovered an onside kickoff for a one-yard gain . . . Added 162 yards and a touchdown on 15 punt returns (10.8 avg.) . . . Hauled in 11 passes for 161 yards and an 18-yard touchdown against Nevada-Las Vegas . . . Gained 97 yards on seven catches with a 29-yard touchdown and returned a punt 71 yards for a score against Minnesota . . . Had seven receptions for 168 yards, including a 44-yard touchdown, a 13-yard punt return and a pair of reverses for 16 yards against Penn State . . . Closed out his career with five catches for 95 yards with a pair of touchdowns, a 35-yard gain on a reverse and two punt returns for 19 yards against Illinois . . . Started 11 games as a junior . . . Named as an honorable mention All-Big Ten Conference choice . . . Led the team with 38 receptions for 498 yards (13.1 avg.) and five touchdowns . . . Rushed seven times for 61 yards (8.7 avg.) . . . Had nine kickoff returns for 198 yards (22.0 avg.) and 13 punt returns for 172 yards (13.2 avg.) . . . Also recorded a solo tackle . . . Caught five passes for 92 yards and a pair of touchdowns against Minnesota . . . Posted 11 catches for 124 yards and a touchdown against Michigan . . . Played in seven games, starting the first five contests . . . Made 12 catches for 261 yards (21.8 avg.) and a touchdown . . . Carried 12 times for 65 yards (5.4 avg.) and returned five kickoffs for 131 yards (26.2 avg.) . . . Gained 169 yards with a score on 11 punt returns (15.4 avg.) . . . Named Big Ten Special Teams Player of the Week after returning a punt 87 yards for a touchdown and also had a pair of catches for 84 yards against Texas Christian . . . Played in 11 games as a true freshman . . . Led the Big Ten and ranked eighth in the nation with 22

kickoff returns for 607 yards (27.6 avg.), including a 67-yarder vs. Rice . . . Carried 31 times for 124 yards (4.0 avg.) and a 20-yard score vs. Penn State . . . Had five receptions for 132 yards (26.4 avg.) and a 46-yard touchdown vs. Wisconsin . . . Holds B.S. in communications.

PERSONAL

Married to Trina, couple resides in Kansas City, Kansas . . . Has two daughters, Talia (10/27/98) and Jada (12/27/00) . . . Named as USA Today's Player of the Year for the state of Kansas at F.L. Schlagle High School in Kansas City . . . Played running back, quarterback, defensive back, kicker, punter, and returned kicks and punts . . . Rushed for 1,578 yards and scored 23 touchdowns and passed for 445 yards and five touchdowns as a senior . . . Also registered 97 tackles and eight interceptions . . . Lettered ten times as a prep (four in football, four in track and two in basketball) . . . Was a member of the National Honor Society . . . Went to high school with Maurice Greene, the world record holder in the 100-meters . . . Enjoys spending time at home with family . . . Lists "Coming to America" as favorite movie, "The Steve Harvey Show" as favorite television show, L.L. Cool J as favorite recording artist and Michael Jordan as favorite athlete . . . Full name is Samuel Leland Simmons, born November 25, 1979, in Kansas City, Kansas.

SAM SIMMONS' COLLEGE STATISTICS

YEAR	TEAM	G-S	NO.	RECEIVING				ATT.	RUSHING			
				YDS.	AVG.	LG	TD		YDS.	LG	TD	
1998	Northwestern	11-0	5	132	26.4	46	1	31	124	20	1	
1999	Northwestern	7-5	12	261	21.8	71	1	12	65	20	0	
2000	Northwestern	11-11	38	498	13.1	45	5	7	61	15	0	
2001	Northwestern	11-11	50	807	16.1	60	7	5	74	35	0	
COLLEGE TOTALS			40-27	105	1698	16.2	71	14	55	324	35	1

ADDITIONAL STATS

Kickoff Returns: 22 for 607 yards, 27.6 avg., long of 67 in 1998; 5 for 131 yards, 26.2 avg., long of 36 yards in 1999; 9 for 198 yards, 22.0 avg., long of 31 yards in 2000; 1 for 1 yards in 2001 for total of 37 for 937 yards, 25.3 avg., long of 67 yards.

Punt Returns: 11 for 169 yards, 15.4 avg., long of 87t yards, 1 TD in 1999; 13 for 172 yards, 13.2 avg., long of 63 yards in 2000; 15 for 162 yards, 10.8 avg., long of 71t, 1 TD in 2001 for total of 39 for 503 yards, 12.9 avg., long of 87t, 2 TDs.

DOLPHINS

LEAGUE LEADERS IN FEWEST SACKS ALLOWED

The Dolphins hold NFL records for most seasons leading the league in fewest sacks allowed (10 — 1973, 1982-90) and most consecutive seasons leading the league in the same category (1982-90). In addition, during the 1988 and '89 seasons the Dolphins also set an NFL record by not allowing a quarterback sack in 19 straight games. The streak far outdistanced the previous NFL mark of five straight games which was accomplished on many occasions. In 1988, Miami also set an NFL sack record by allowing only seven sacks in the 16-game season.

FACT


DOLPHINS

DOLPHINS TWICE OPEN WITH 10-0 RECORD

Since the 1970 merger of the American and National Football Leagues, Miami is the only NFL team to twice open up a season with 10 or more consecutive wins. The Dolphins did it in 1972 (14 wins) and 1984 (11 wins), while five other teams have accomplished a 10 or more game season opening winning streak on one occasion — Minnesota in 1975 (10 wins), Chicago in 1985 (13 wins), N.Y. Giants in 1990 (10 wins), San Francisco in 1990 (10 wins), Washington (11 games) in 1991 and Denver (13 games) in 1998.

FACT

FREE AGENTS



DT-JAMES ATKINS (6-5, 312, 6/23/78, Virginia Union): Signed with the Dolphins as an undrafted rookie free agent on April 25, 2002 . . . Played two years at Virginia Union (2000-01) . . . In 19 career games, totaled 68 tackles, including 18 for loss and three sacks . . . Had 35 tackles, including 10 for loss and three sacks in 2001 . . . Played one year (1997) at Holmes Community College in Goodman, Miss., and another at Nassau (N.Y.) Community College . . . Sat out 1999 before enrolling at Virginia Union in 2000 . . . For part of 1999, served as a bodyguard for rap star P. Diddy . . . Majored in psychology . . . Single . . . Was named the New York State Player of the Year as a senior at Roosevelt High School in Yonkers, N.Y. . . . Also lettered in basketball and track . . . Lists "The Predator" as favorite movie, "Martin" as favorite television show, "Acts of Faith" as favorite book and Jadakiss as favorite recording artist . . . Full name is James Hodges Atkins IV, born June 23, 1978, in Brooklyn, N.Y.



RB-MARLON BARNES (5-10, 215, 3/13/76, Colorado): Signed with the Dolphins as a free agent on January 12, 2002 . . . Went to camp with Chicago in 2001 before being waived on September 1 . . . Spent the 2000 season with the Bears and played in 13 games, all in a reserve role . . . Rushed for 81 yards on 15 attempts and caught one pass for seven yards . . . Rushing total ranked third on the club and 5.4-yard average per attempt was first among Bears running backs . . . Originally signed with Oakland as an undrafted rookie free agent in 1999 . . . Spent time on the practice squads of both the Raiders and Dolphins in '99 . . . Was signed to Miami's practice squad for the team's two playoff games . . . Rushed for 1,364 yards and 14 touchdowns on 276 attempts in his five-year career at Colorado (1994-98) . . . Led team with 572 rushing yards in 1998 despite playing in only six games, including a 237-yard effort against Iowa State . . . Appeared in only one game in 1996 before sustaining a back injury and was granted a medical redshirt . . . Majored in journalism . . . Earned All-America honors from USA Today, SuperPrep and Blue Chip as a senior at Millington (Tenn.) Central High School, where he also lettered in basketball and track . . . Married to Evelyn with three children (Katelyn, Avery and Morgan) . . . Born March 13, 1976 in Memphis, Tenn.



CB-DELVIN BROWN (6-0, 212, 9/17/79, Miami, Fla.): Signed with the Dolphins as a free agent on January 15, 2002 . . . Played with the Frankfurt Galaxy of the NFL Europe League this spring . . . Started all ten games . . . Recorded 26 tackles, 1.5 sacks, two interceptions, seven passes defended and a forced fumble . . . Added one tackle on special teams . . . Went to camp with Jacksonville as an undrafted rookie free agent in 2001 . . . Was waived by the Jaguars on September 3 and re-signed on September 12 . . . Played in five games, all in a reserve role, and was inactive for one . . . Was credited with three tackles on special teams . . . Was waived on November 12 . . . Was a four-year letterman for the Hurricanes (1997-00) . . . Played both free safety and cornerback in his career . . . Had his best season as a sophomore in 1998 when he played in all 11 games, including four starts at free safety . . . Recorded 38 tackles, an interception, a fumble recovery and a forced fumble . . . Graduated with a degree in criminology . . . Prepped at Carol City High School in Miami . . . Played in the Florida-Georgia All-Star game following his senior season . . . Also lettered twice each in both basketball and track . . . Full name is Delvin Jaquin Brown, born September 17, 1979 in Miami.



G-JIM BUNDREN (6-3, 300, 10/6/74, Clemson): Signed with the Dolphins as a free agent on January 17, 2002 . . . Underwent arthroscopic surgery on May 28, 2002 to debride his left knee and remove loose bodies . . . The surgery was performed by Chief Team Physician Dr. George Caldwell at Imperial Point Hospital . . . Went to training camp with Cleveland in 2001 before being released on August 29 . . . Originally was a seventh-round draft choice of the Dolphins in 1998 (210th overall) . . . Was waived by the Dolphins on August 30, 1998, and claimed by the New York Jets a day later . . . Was inactive for all 16 games with the Jets in '98 . . . Was selected by the Browns in the 1999 Expansion Draft . . . Played in all 16 regular season

games with Cleveland in 1999, starting the season finale vs. Indianapolis (12/26) in place of the injured Dave Wohlbaugh (knee) . . . Appeared in 11 contests with the Browns in 2000, starting nine of them . . . All nine starts occurred at left guard between weeks 3-11 . . . Sustained a right ankle injury vs. New England (11/12) . . . Was placed on injured reserve on November 14, where he spent each of the final five games of the year . . . Was a four-year starter at Clemson (1994-97) . . . Opened 44 of the 47 games in which he played during his career, including all 36 over his final three years . . . Was a first-team All-ACC pick as a sophomore and junior . . . Holds degree in sports management . . . Spent one year at Valley Forge (Pa.) Military Academy in 1992 before enrolling at Clemson the following year . . . Prepped at A.I. DuPont High School in Wilmington, Del . . . Full name is Jim G. Bundren, born October 6, 1974 in Pontiac, Mich.



WR-RONNEY DANIELS (6-1, 215, 9/17/76, Auburn): Signed with the Dolphins as a free agent on January 15, 2002 after finishing the season on the team's practice squad . . . Originally signed to the practice squad on September 4 . . . Spent a total of three stints, 13 regular season games and one playoff contest on the practice squad, including each of the final 11 regular season games and playoff matchup . . . Went to training camp with New England in 2001 as an undrafted rookie free agent . . . Was released by the Patriots on August 27 . . . Started 22 of the 23 games in which he played in his two-year career at Auburn (1999-00) . . . Finished with 90 receptions for 1,446 yards and 12 touchdowns . . . As a freshman in 1999,

caught 56 passes for 1,068 yards and nine touchdowns, as he set Auburn's single-season record for receiving yards . . . Was also a Freshman All-America selection by The Sporting News and the SEC Freshman of the Year by the Associated Press . . . Majored in liberal arts . . . Attended Lake Wales (Fla.) High School, where he was an All-America and all-state choice . . . Played in the Florida-Georgia All-Star game following his senior season . . . After graduating from high school in 1995, signed with the University of Florida to play baseball, but instead opted to play professional baseball in the farm system of the Montreal Expos, who drafted him in the sixth round that year . . . Played three years of professional baseball (1995-97) before enrolling at Auburn . . . Full name is Ronney Jerome Daniels, born September 17, 1976 in Lake Wales, Fla.



CB-CEDRIC DONALDSON (5-9, 180, 2/12/76, Louisiana State): Signed with the Dolphins as a free agent on February 22, 2002 . . . Played with Rhein of the NFL Europe League this spring . . . Appeared in eight games, including six starts . . . Posted 19 tackles, one interception and five passes defended as he helped the Fire to a berth in the World Bowl . . . Went to camp with the New York Jets as an undrafted rookie free agent in 1998 . . . Was waived on August 22 and then signed to Tampa Bay's practice squad on November 11, where he spent the final seven regular season games . . . Also spent the spring of '99 with Rhein . . . Went to camp with the Bucs in 1999 and was waived on September 5 before being signed to

the practice squad, where he spent the entire season . . . Went to camp with Chicago in 2000 . . . Was waived/injured with a knee injury on June 13, 2000, and spent the 2000 season on the Bears' injured reserve list . . . Was waived by Chicago on June 21, 2001 . . . Played two seasons at LSU (1996-97) after spending two years at Hinds (Miss.) Community College . . . Started both years for the Tigers at right cornerback and totaled 91 tackles and eight interceptions, including two for touchdowns . . . Recorded seven interceptions as a senior and was a first-team All-SEC choice by the coaches and a second-team selection by AP . . . Interception total ranked second in the nation and was the third-highest single-season figure in school history . . . Returned an interception 31 yards for a touchdown against Florida . . . Majored in kinesiology . . . Attended Provine High School in Jackson, Miss . . . Born February 12, 1976 in Jackson, Miss.



WR-JOE GETHERALL (5-7, 170, 11/7/78, Notre Dame): Signed with the Dolphins as a free agent on January 12, 2002 . . . Played with Amsterdam of the NFL Europe League this spring . . . Saw action in seven games, starting five of them . . . Caught 18 passes for 201 yards and two touchdowns . . . Returned 16 punts for an 11.1 average, a figure which ranked second in the league . . . Finished the year on Injured Reserve with a foot injury . . . Went to camp with Pittsburgh as an undrafted rookie free agent in 2001 . . . Was waived on August 27 . . . Lettered four years at Notre Dame (1997-00), during which time he appeared in 42 games, starting 13

of them . . . Caught 74 passes for 1,059 yards and eight touchdowns . . . Also returned 49 punts for a 12.2-yard average . . . Ranked ninth in the nation as a senior when he averaged 16.3 yards on 24 punt returns, including two for touchdowns . . . Became just the third player in Notre Dame history to return two punts 73 or more yards for a touchdown in a career, and the only one to do it in a season . . . Attended Bishop Amat High School in LaPuente, Calif., where he played wide receiver and defensive back . . . Also lettered in baseball . . . Team won CIF Division I titles in both football and baseball . . . As a senior, was the recipient of the Olivers Award, recognizing the top Japanese-American prep athlete . . . Full name is Joey Isamu Getherall, born November 7, 1978 in Los Angeles, Calif.



T-CORNELL GREEN (6-6, 315, 8/25/74, Central Florida): Signed with the Dolphins as a free agent on January 15, 2002 after finishing the season on the team's practice squad . . . Was signed to the team's practice squad on December 11, where he spent the final four regular season games and playoff contest . . . Was with the Jets in 2001 until being waived on December 3 . . . In his 11 games on New York's 53-man roster, was inactive for nine contests and dressed but did not play in two others . . . Originally went to camp with Atlanta in 1999 as an undrafted rookie free agent . . . Was waived by the Falcons on August 30, 1999 . . . Went to camp with Washington in 2000 . . . Was waived by the Redskins on August 27, 2000 and claimed by the Jets a day later . . . Spent nine games on the Jets' practice squad in '00, and seven on the 53-man roster, including each of the final six . . . Was inactive for all seven contests . . . Was originally recruited to UCF as a defensive lineman but was converted to the offensive line during his redshirt freshman season . . . Played four years (1995-98), and started all 11 games each of his final three seasons at both left and right tackle . . . Was voted as the team's Outstanding Offensive Lineman as a sophomore and junior . . . Majored in mechanical engineering . . . Attended Lakewood High School in St. Petersburg, Fla . . . Born August 25, 1974 in St. Petersburg, Fla.



WR-MARGIN HOOKS (5-11, 193, 2/10/78, Brigham Young): Signed with the Dolphins as a free agent on January 15, 2002 . . . Went to camp with Tampa Bay as an undrafted rookie free agent in 2001 . . . Was released by the Bucs on August 20 . . . Was a four-year letterman at BYU (1997-00), who started each of his final three seasons . . . Finished his career with 189 receptions for 2,841 yards and 14 touchdowns . . . Was an All-Mountain West Conference choice as both a junior and senior . . . Had 60 receptions for 1,067 yards and seven touchdowns his junior season, and 61 catches for 718 yards and a pair of scores as a senior . . . Majored in broadcast journalism . . . Attended Waco (Texas) High School, where he established

himself as the school's all-time leading receiver . . . Was an honorable mention all-state choice as a senior . . . Born February 10, 1978 in Waco, Texas.




T-GREG JERMAN (6-5, 300, 1/24/79, Baylor): Signed with the Dolphins as an undrafted rookie free agent on April 25, 2002 . . . Lettered four years for the Bears (1998-01) . . . Started 32 of 33 games over his final three seasons, opened 38 contests overall . . . Played both left and right tackle in his career . . . Started all 11 games at right tackle his senior year and all 11 contests at left tackle as a sophomore in 1999 . . . Split time between the two sides as a junior . . . Holds B.A. in earth sciences . . . Single, resides in El Paso, Texas . . . Was an all-district and all-city center at Franklin High School in El Paso . . . Lists "Conan The Barbarian" as favorite movie, "WWE Raw" as favorite television show and Tool as favorite musical group . . . Full

name is Gregory Stephen Jerman, born January 24, 1979, in Hyannis, Mass.



WR-ALBERT JOHNSON (5-9, 190, 11/11/77, Southern Methodist): Signed with the Dolphins as a free agent on January 11, 2001 . . . Sustained a right knee injury during practice on August 4 . . . Was waived/injured on August 8 before reverting to the team's injured reserve list the following day . . . Underwent successful surgery to reconstruct a torn anterior cruciate ligament in his right knee on August 16, 2001 . . . The surgery was performed by Dr. John Uribe at HealthSouth Doctor's Hospital in Coral Gables . . . Also underwent arthroscopic surgery on April 29, 2002 to remove scar tissue from his right knee . . . Dr. Uribe performed that surgery as well, also at HealthSouth Doctor's Hospital . . . Played with the Winnipeg

Blue Bombers of the Canadian League in 2000 and was the league's Rookie of the Year and Special Teams Player of the Year . . . Caught 50 passes for 778 yards and three touchdowns, returned 61 kickoffs for a 24.7-yard average, including one for a touchdown, while also fielding 79 punts for an 8.4-yard average . . . Was a four-year letterman (1995-98) at Southern Methodist, during which time he totaled 107 receptions for 1,575 yards and ten touchdowns . . . Married to Janise with twin sons, Jaden and Justin (5/29/02) . . . Attended Willowridge High School in Houston . . . Father, Albert, Jr., was a defensive back with the Houston Oilers from 1972-78 . . . Born November 11, 1977.



DE-ROD KELLY (6-5, 270, 12/27/78, Northeastern (Okla.) State): Signed with the Dolphins as a free agent on January 15, 2002 . . . Was a member of the team's practice squad for First-Round Playoff game vs. Baltimore (1/13/02) after being signed on January 8 . . . Went to camp with Washington in 2001 as an undrafted rookie free agent . . . Was waived by the Redskins on September 2 . . . Played two years at Northeastern (Okla.) State University (1999-00) after transferring from Trinity Valley Community College in Athens, Texas . . . In his two seasons at Northeastern Oklahoma, totaled 125 tackles and 13 sacks . . . Notched 51 tackles, including 18 for loss and eight sacks as a senior in 2000 . . . Blocked two kicks his junior year . . . Majored in health and human performance . . . Prepped at Jack Yates High School in Houston, Texas, where he lettered in football and baseball and was an all-state selection in both sports . . . Born December 27, 1978.



QB-ZAK KUSTOK (6-1, 218, 2/24/79, Northwestern): Signed with the Dolphins as an undrafted rookie free agent on April 25, 2002 . . . Played three years for the Wildcats (1999-01) . . . Finished by completing 507 of 920 passes (55.1%) for 6,822 yards with 42 touchdowns and 23 interceptions . . . Also rushed for 1,294 yards and 22 touchdowns on 433 attempts . . . Was a college teammate of Dolphins WR Sam Simmons, a fifth-round draft choice by Miami this year . . . Started all 23 games in which he played over his final two seasons . . . Opened each of the final 29 games of his career . . . Was an honorable mention All-Big 10 choice as a junior in 2000 when he was 206 of 363 (56.7%) for 2,389 yards with 19 touchdowns and seven interceptions . . . Was an honorable mention All-Conference pick as a senior when he completed 231 of 404 (57.2%) for 2,692 yards with 20 touchdowns and 10 interceptions . . . Also was second on the team in '01 with 580 yards rushing and 11 touchdowns on 175 carries . . . Began his collegiate career at Notre Dame in 1997 . . . Transferred and sat out the 1998 season under NCAA transfer rules . . . Holds B.S. in economics . . . Single, resides in Orland Park, Ill . . . Was a two-time team captain, two-time all-league selection and an Academic All-State pick at Carl Sandburg High School in Orland Park . . . Also lettered in basketball . . . Lists "Usual Suspects" as favorite movie, "Friends" as favorite television show, "Oh, the Places You'll Go" by Dr. Seuss as favorite book, Led Zeppelin as favorite musical group and Michael Jordan as favorite athlete . . . Full name is Zak Adam Kustok, born February 24, 1979, in Lansing, Ill.



CB-ZEBBIE LETHRIDGE (6-0, 190, 1/31/75, Texas Tech): Signed with the Dolphins as a free agent on April 26, 2001 . . . Was waived by the team on August 26, re-signed on November 7 and waived on November 27 . . . Was on the Dolphins' 53-man roster for three games in '01 . . . Was inactive at Indianapolis (11/11) . . . Saw action in a reserve role vs. N.Y. Jets (11/18) and at Buffalo (11/25) . . . Did not post any stats . . . Originally went to camp with Dallas as an undrafted rookie free agent in 1998 and was released prior to the regular season . . . Also went to camp with the Cowboys in 1999 and was waived before the start of the regular season . . . Was a four-year letterman (1994-97) at Texas Tech, where he played quarterback . . .

In his four collegiate seasons, completed 519 of 1,070 passes for 6,789 yards and 42 touchdowns . . . Also rushed for 901 yards . . . 7,690 all-purpose yards are second-most in school history . . . Was the Southwest Conference Newcomer of the Year as a redshirt freshman in 1994 when he completed 132 of 261 passes for 1,596 yards with 12 touchdowns and six interceptions, while also rushing for 289 yards and six touchdowns on 110 attempts . . . Majored in communications . . . Prepped at Estacado High School in Lubbock, Texas, where he lettered in football, basketball and baseball . . . Born January 31, 1975.



QB-TIM LEVCIK (6-6, 235, 4/27/80, Robert Morris): Signed with the Dolphins as an undrafted rookie free agent on April 25, 2002 . . . Lettered four years for the Colonials (1998-01) . . . Completed 537 of 970 passes (55.4%) for 7,222 yards with 76 touchdowns and 30 interceptions in his career . . . Was a three-time (1999-01) All-Northeast Conference performer . . . Was the league's Offensive Player of the Year each of his final two seasons and the Newcomer of the Year as a freshman in 1998 . . . Was 152 of 267 (56.9%) for 2,110 yards with 22 touchdowns and 10 interceptions as a senior, and 142 of 267 (53.2%) for 1,925 yards with 21 touchdowns and nine interceptions his junior year . . . Majored in social science . . . Single, resides in Ford Cliff, Pa.

. . . Attended Ford City High School in Ford Cliff, the same school that produced Bengals QB Gus Frerotte . . . Also lettered in baseball and basketball . . . Enjoys playing golf . . . Lists "The Shawshank Redemption" as favorite movie, "SportsCenter" as favorite television show, "Black Hawk Down" as favorite book, The Clarks as favorite recording artist and Mario Lemieux as favorite athlete . . . Full name is Timothy J. Levick, born April 27, 1980, in Ford City, Pa.



T-COREY MITCHELL (6-4, 312, 5/15/79, Massachusetts): Signed with the Dolphins as an undrafted rookie free agent on May 28, 2002 . . . Was a four-year letterman for the Minutemen (1998-01) . . . Started each of his final three seasons . . . Opened at left tackle his sophomore and junior seasons, while splitting time between the left and right sides as a senior . . . Redshirted in 1997 . . . Majored in sociology . . . Played both offensive line and defensive line at Proctor High School in Utica, N.Y. . . . Was a first-team All-Section III Central New York (Class 2A) choice as an offensive lineman his senior year . . . Also lettered in basketball . . . Full name is Corey D. Mitchell, born May 15, 1979 in Utica, N.Y.



K-VITALY PISETSKY (5-10, 221, 6/28/79, Wisconsin): Signed with the Dolphins as a free agent on January 22, 2002 . . . Played with F.C. Barcelona of the NFL Europe League this past spring . . . Handled the kickoff duties for the Dragons and was 1-4 on FGs, with that coming from 50 yards out . . . Three of his four attempts were from 50 yards or longer . . . Went to camp with Chicago as an undrafted rookie free agent in 2001 before being waived on August 27 . . . Finished his four-year career (1997-00) at Wisconsin as the school's tenth all-time leading scorer with 165 points, despite not kicking his first field goal until his junior season . . . Converted 29 of 42 career field goals, while also connecting on 78 PATs . . . Career field goal accuracy mark

of 69% is third-best in Badger history . . . Was a semi-finalist for the Lou Groza Award as the nation's top kicker his senior year of 2000 when he converted 13 of 22 field goals and 31-32 PATs . . . Was 9-10 from inside 40 yards . . . As a junior, was the only player in college football to be a finalist for the Lou Groza Award and the Mosi Tatupu Award, which recognizes the nation's top special teams player . . . Was also a first-team All-Big 10 selection as he amassed 94 points on 16-20 FGs and 46-48 PATs that year . . . Hit a career-long field goal of 53 yards against Ball State . . . Was primarily a kickoff specialist as a freshman and sophomore . . . Majored in Russian and international relations . . . Attended John F. Kennedy High School in New York City where he was the kicker and punter . . . Family moved from Russia to the United States in 1992 . . . Was a member of the Russian National Soccer team, having played for the Soviet Army Sports Club . . . Earned his U.S. citizenship in 2000 . . . Born January 28, 1979.



LB-KEVIN ROLLINS (6-1, 234, 2/1/78, Toledo): Signed with the Dolphins as a free agent on January 15, 2002 . . . Played with Amsterdam of the NFL Europe League this spring . . . Appeared in seven games with the Admirals and recorded five special teams tackles and one stop on defense . . . Spent one game on the Dolphins' practice squad in 2001 after being signed on October 2 . . . Was released on October 9 . . . Went to camp last year with the New York Giants as an undrafted rookie free agent . . . Was waived on August 2 . . . Was signed by Arizona on August 10 prior to being released on August 27 . . . Finished his four-year career (1997-00) at the University of Toledo with 301 tackles and 24 sacks . . . Was a first-team All-Mid-

American Conference choice as a senior when he recorded 96 tackles, nine sacks, three interceptions, three forced fumbles and a fumble recovery . . . Was a second-team pick as a junior when he tallied 95 tackles, including 18 for loss and 11 sacks . . . Majored in civil engineering . . . Attended Chamberlin High School in Twinsburg, Ohio where he lettered in football, basketball and track . . . Full name is Kevin Alan Rollins, born February 1, 1978.



DT-DARIO ROMERO (6-3, 305, 4/13/78, Eastern Washington): Signed with the Dolphins as a free agent on February 27, 2002 . . . Played with the Edmonton Eskimos of the Canadian Football League in 2001 after signing with club as a free agent . . . Recorded 20 tackles, three sacks and two forced fumbles last season . . . A four-year letterman in college (1997-00) . . . Was a first-team All-Big Sky Conference selection as both a junior and senior . . . As a senior in 2000, posted 52 tackles, including 14 for loss, 5.5 sacks and an interception . . . Majored in liberal arts . . . Attended Lewis & Clark High School in Spokane, Washington . . . Born April 13, 1978 in Spokane, Wash.



P-CASEY ROUSSEL (6-1, 218, 10/28/79, Tulane): Signed with the Dolphins as an undrafted rookie free agent on April 25, 2002 . . . Lettered four years for the Green Wave (1998-01) . . . Finished his career with a school-record 43.8-yard average on 178 punts, including a long of 83, 34 inside-the-20 and a net of 38.4 . . . Earned first-team All-Conference USA honors each of his final two seasons . . . Put together a 43.2-yard average on a career-high 64 punts with 11 inside-the-20 and a net of 36.3 as a senior in 2001 . . . Played in the Senior Bowl following the season . . . Had his best season in 2000 when he averaged 44.4 on 59 punts with a long of 72, 13 inside-the-20 and a net of 40.3 . . . Served as a backup at both

punter and placekicker during his redshirt freshman season of 1998 and did not have any stats . . . Holds B.S. in organizational information technology . . . Single, resides in Fort Lauderdale, Fla . . . Prepped at St. Charles Catholic High School in LaPlace, La., where he handled both the punting and placekicking duties . . . Also lettered in baseball and golf . . . Enjoys fishing, hunting, outdoor photography and playing golf . . . Worked with Operation Smile while in college . . . Lists "Top Gun" as favorite movie, "Seinfeld" as favorite television show, "48 Laws of Power" as favorite book and George Strait and Creed as favorite musicians . . . Full name is Casey Daniel Roussel, born October 28, 1979, in Baton Rouge, La.



WR-SULECIO SANFORD (5-10, 198, 3/23/76, Middle Tennessee State):

Signed with the Dolphins as a free agent on March 11, 2002 . . . Originally was a seventh-round draft choice of Chicago in 1999 (221st overall) . . . Spent time on the Bears' practice squad and 53-man roster in his rookie season . . . Was promoted to the 53-man squad on December 22, but was inactive for each of the final two regular season games . . . Played for the Scottish Claymores of the NFL Europe League in the spring of 2000 . . . Spent all of the 2000 season on the Bears' injured reserve list with a hyperextended left knee . . . Was waived by Chicago on August 23, 2001 . . . Played two years (1997-98) at MTSU . . . Recorded 81 receptions for

1,081 yards and 11 touchdowns . . . Also handled punt return and kickoff return duties . . . Was an All-Ohio Valley Conference choice as a senior when he caught 54 passes for 674 yards and seven touchdowns . . . Also returned 17 punts for an 8.2-yard average and 15 kickoffs for a 25.7-yard average, including a touchdown . . . Had a 99-yard kickoff return for a touchdown against Illinois . . . Returned a punt 85 yards for a score his junior year against Tennessee-Chattanooga . . . Transferred to MTSU after two years at Georgia Military College (1995-96), where he played for Dolphins defensive quality control coach Robert Nunn, then the head coach at the school . . . Majored in physical education . . . Lettered in football, basketball and track at Milledgeville (Ga.) High School . . . Received an award from the U.S. Surgeon General during the 2000 Super Bowl for participation in a public service announcement for Outreach, Inc., an Atlanta-based company that assists those with HIV and AIDS . . . Born March 23, 1976.




LB-JUSTIN SEAVERNs (6-1, 225, 7/2/80, Appalachian State): Signed

with the Dolphins as an undrafted rookie free agent on April 25, 2002 . . . A four-year letterman for the Mountaineers (1998-01), who started each of his final three seasons . . . In his career, opened 38 of the 47 games in which he played and recorded 387 tackles, including 21 for loss, 3.5 sacks, five interceptions, eight fumble recoveries and two forced fumbles . . . Was a first-team All-Southern Conference selection as a senior when he led the team with a career-high 137 tackles, including 10 for loss, a sack, two interceptions, three fumble recoveries and a forced fumble . . . Was a second-team All-Conference pick as both a sophomore and junior . . . Was


second on the squad in 1999 with 108 tackles and first in 2000 with 135 stops . . . Majored

in business management . . . Single, resides in Cartersville, Ga . . . Earned four letters in wrestling, three in football and one apiece in track and cross-country at Adairsville (Ga.) High School . . . Was the county Player of the Year in football as a senior . . . Enjoys fishing . . . Lists "Moby Dick" as favorite book, Nelly as favorite recording artist and Joe Montana as favorite athlete . . . Full name is Justin William Seaverns, born July 2, 1980, in Iwakuni, Japan.



S-SCOTT SHIELDS (6-4, 231, 3/29/76, Weber State): Signed with the Dolphins as a free agent on January 12, 2002 . . . Played with the Scottish Claymores of the NFL Europe League this spring . . . Appeared in ten games, starting eight of them at strong safety . . . Tallied a team-high 44 tackles, three interceptions, including one for a touchdown, four passes defended, two fumble recoveries and three stops on special teams . . . Interception total tied for third in the league . . . Was out of football in 2001 after playing in ten games, including one start, for Pittsburgh in 2000 . . . Was released by the Steelers on June 4, 2001 . . . Tallied seven tackles on defense and nine on special teams, in addition to a fumble recovery in '00

. . . Spent each of the final six games of the season on injured reserve with a broken right thumb sustained vs. Philadelphia (11/12) . . . Underwent surgery on November 15 and was placed on I/R on November 15 . . . Was a second-round draft choice of Pittsburgh in 1999 (59th overall) . . . As a rookie in '99, played in all 16 regular season games, including one start . . . Posted 25 tackles (16 solo), a sack, a forced fumble and four interceptions for 75 yards in returns, including a long of 25 . . . Interception total tied with Dwayne Washington for the team-lead . . . First NFL interception occurred in season-opener at Cleveland (9/12) when he picked off a Tim Couch pass and returned it 12 yards . . . Initial NFL start came vs. Seattle (9/26) when he opened at free safety after Travis Davis moved to strong safety to replace an injured Lee Flowers . . . Collected seven tackles in that game . . . Had a career-long interception return of 25 yards at San Francisco (11/7) as he snared a Steve Stenstrom pass . . . Intercepted Couch for the second time of the year in game vs. Cleveland (11/28) . . . First career sack came vs. Baltimore (12/12) when he tackled Ravens QB Tony Banks for a ten-yard loss and stripped him of the ball . . . Fourth interception of the season came vs. Carolina (12/26) when he picked off a Steve Beuerlein pass in the fourth quarter and returned it 23 yards to help preserve the Steelers' 30-20 victory . . . Was a four-year letterman at Weber State (1995-98), during which time he played safety, while also handling the placekicking and punting chores . . . Established school career records with 23 interceptions, 277 interception return yards, 67 field goals, 312 points kicking, 157 punts and 37 punts downed inside the 20 . . . Earned Academic All-Big Sky accolades all four years . . . As a senior, was a first-team All-Big Sky Conference pick as a safety and a second-team selection as a kicker and punter . . . Registered 97 tackles and six interceptions . . . Converted all 23 PATs and 16-23 FGs, and punted 61 times for a 42.3-yard average with 13 punts of 50 yards or longer and 21 inside the 20 . . . Recorded 99 tackles and seven interceptions, including two for touchdowns as a junior in 1997 . . . Grabbed a career-high 10 interceptions as a sophomore in 1996, setting a school single-season record . . . Majored in technical sales . . . Was an all-metro conference and All-CIF pick at Bonita Vista High School in San Diego, Calif., where he played defensive back, kicker and punter . . . Full name is Scott Paul Shields, born March 29, 1976 in San Diego, Calif.



LB-JOSHUA SYMONETTE (5-10, 225, 5/8/78, Tennessee Tech):

Signed with the Dolphins as a free agent on January 15, 2002 . . . Was moved to linebacker from safety during the 2002 offseason . . . Was in camp with Washington last year before being released on September 2 . . . Originally signed with the Redskins as an undrafted rookie free agent in 2000 . . . After making the team's 53-man roster, was waived on September 11, 2000 and then signed to the practice squad a day later . . . Was re-signed to the active roster on December 12 . . . Overall, played in three games, was inactive for one . . . All of playing time came on special teams where he recorded two tackles . . . Was a four-year

letterman at Tennessee Tech (1996-99), where he played in 41 games, starting 32 of them . . . Collected 349 tackles in his career, fourth on the school's all-time list . . . Earned degree in interdisciplinary studies . . . Attended Stone Mountain (Ga.) High School, where he was a Beta Club and National Honor Society member, as well as a Georgia Merit Scholar . . . Born May 8, 1978 in Miami, Fla.



WR-SHAWN TERRY (6-1, 178, 1/26/79, West Virginia): Signed with the Dolphins as an undrafted college free agent on May 21, 2002 . . . Had attended the team's April 26-28 minicamp as a non-roster player . . . Played four years (1998-01) at West Virginia . . . Totaled 42 receptions for 445 yards . . . Brought back 63 kickoffs for a 25.9-yard average, including four touchdowns . . . As a senior, caught a career-high 29 passes for 291 yards, while also returning 28 kickoffs for a 25.9-yard average, including a 100-yarder for a score . . . As a junior in 2000, averaged 28.8 on 29 kickoff returns, three of which went for touchdowns . . . Overall, owns four of the 12 longest kickoff returns in Mountaineer history, and three of top six . . .

Majored in physical education with an emphasis on athletic coaching . . . Prepped at South Dade High School in Homestead, Fla. . . Played quarterback his senior year when he tossed ten touchdowns . . . Was a first-team all-district selection as he led his team to a district playoff berth . . . Played in the Miami-Dade County North-South all-star game following his senior year . . . Older brother, Nate, was a defensive back at West Virginia from 1997-99 . . . Born January 26, 1979 in Miami.



LB-SHANNON WADLEY (6-1, 235, 12/21/76, South Carolina): Signed with the Dolphins as an undrafted rookie free agent on April 25, 2002 . . . Played three years for the Gamecocks (1998-00) . . . Missed all of the 2001 season with a knee injury . . . Finished his career with 88 total tackles, including 12 for loss, one sack, one interception and one fumble recovery . . . Started nine games in 2000 and registered 65 tackles, including 12 for loss, a sack and an interception . . . Spent one year at Fork Union Military Academy prior to enrolling at USC in 1997 . . . Redshirted in 1997 . . . Majored in African American Studies . . . Has a daughter, Shanjuanyea (9/8/97) . . . Prepped at Swainsboro (Ga.) High School . . . Letetred in

football and basketball . . . Enjoys motorcycle riding and swimming . . . Lists "Gone in 60 Seconds" as favorite movie . . . Full name is Shannon Lee Wadley, born December 21, 1976, in Swainsboro, Ga.



G-JAMES WAGSTAFF (6-4, 330, 2/18/78, North Carolina): Signed with the Dolphins as a free agent on January 15, 2002 . . . Was involved in a car crash on April 25, 2002 . . . Was waived/injured on June 3, 2002 and then placed on the team's Reserve/Non-Football Injury list after clearing waivers . . . Underwent multiple surgeries to replace skin on his left hand, at Broward General Medical Center . . . Was a member of the team's practice squad for First-Round Playoff game vs. Baltimore (1/13/02) after being signed on January 8 . . . Went to camp with Dallas as an undrafted rookie free agent in 2001 . . . Was waived by the Cowboys on September 2 . . . Spent stints on the practice squads of both the Cowboys and Raiders before being


signed to the practice squad of the Dolphins on January 8 where he remained for Fist Round Playoff game vs. Baltimore (1/13/02) . . . Was a four-year letterman (1997-00) at North Carolina where he played both guard and tackle . . . Opened every game at right tackle as a senior in 2000 . . . Started all 11 contests at left guard his sophomore season . . . Competed in the 1999 ACC Track & Field Championships in the shot put, where he finished third in both the indoor championships (54-0) and outdoor meet (52-8 ³/₄) . . . Was second in the shot put at the 1998 outdoor ACC meet with a throw of 56-4 ¹/₂ . . . Majored in Afro-American studies . . . Attended East Mecklenburg (N.C.) High School . . . Won the state indoor shot put title in 1996 . . . Born February 18, 1978 in New Rochelle, N.Y.



DE-AL WALLACE (6-5, 260, 3/25/74, Maryland): Signed with the Dolphins as a free agent on January 15, 2002 . . . Went to camp with Chicago in 2001 before being waived on August 28 . . . Originally signed with Jacksonville as an undrafted rookie free agent in 1997 . . . Was signed to the Eagles' 53-man roster on December 2, 1997 after spending the first 13 weeks of the season on the Jaguars' practice squad . . . Was inactive for his first two games with Philadelphia before making NFL debut in a reserve role in finale at Washington (12/21) . . . Posted three tackles on special teams . . . Appeared in 15 games with the Eagles in 1998, all in a reserve role . . . Was inactive for one . . . Tallied 19 tackles, six sacks, two forced fumbles and

two passes defended . . . sack total ranked second on the team . . . Added 14 stops on special teams . . . Was on Philadelphia's injured reserve list for all of 1999 with a dislocated ankle sustained in the preseason finale vs. Cleveland (9/2) . . . Was waived by the Eagles prior to

the 2000 regular season . . . Was a four-year starter at Maryland (1993-96) . . . Recorded 108 tackles and 12 sacks in his career . . . Was co-captain as a senior . . . Notched 47 tackles and five sacks as a senior and was an honorable mention All-ACC choice . . . Graduated with a degree in health education . . . Was named to Maryland's honor roll for five straight semesters . . . Played both football and basketball at Spanish River High School in Delray Beach, Fla . . . Prior to signing with the Dolphins, served as an assistant principal at Palm Beach Lakes High School in West Palm Beach . . . Full name is Alonzo Dwight Wallace, born March 25, 1974 in Delray Beach, Fla.



RB-JERRY WESTBROOKS (6-2, 230, 8/27/77, Ohio State): Signed with the Dolphins as a free agent on January 12, 2002 . . . Played with Amsterdam and Berlin of the NFL Europe League this spring . . . Went to camp with Jacksonville as an undrafted rookie free agent in 2001 . . . Was waived on August 28 . . . Was signed to the Dolphins' practice squad on December 5, 2001, where he spent each of the final five regular season games . . . Was released on January 8, 2002 . . . Was a four-year letterman at Ohio State (1997-00) . . . Rushed for 170 yards and four touchdowns on 61 attempts in 33 career games . . . Graduated with a degree in political science . . . Prepped at Pope John Paul III High School in Boca Raton, Fla.,

where he was a two-time all-state running back . . . Rushed for 2,968 yards and 41 touchdowns, while also recording 202 tackles and 33 sacks on defense in his career . . . Lettered in track and basketball as well . . . Full name is Jerry Lee Westbrook, Jr., born August 27, 1977 in Jacksonville, Fla.

DOLPHINS

DOLPHINS POST 27 ALL-TIME SHUTOUTS

The Miami Dolphins have held an opponent scoreless 27 times (24 times in the regular season and three in the playoffs) in the history of the franchise, including a high of seven shutouts of the Baltimore/Indianapolis Colts. Miami has recorded 18 shutouts at home and nine on the road.

The Dolphins have been held scoreless a total of 14 times (13 regular season, 1 playoff), including twice by the Buffalo Bills, Baltimore/Indianapolis Colts and Kansas City Chiefs. Miami has been shut out four times at home and ten times on the road.

FACT

DOLPHINS

DOLPHINS ON GRASS AND ARTIFICIAL TURF

In regular season action, the Dolphins were 8-4 in 2001 on natural grass (7-1 at home and 1-3 on the road) and 3-1 on artificial turf (all on the road). Since 1980 (regular season games only), the Dolphins are 157-76-1 (.673) on grass — 120-50-1 (.705) at home and 37-26 (.587) on the road. On turf over the same period of time, the Dolphins are 54-56 (.491).

Thirteen of Miami's 16 games in 2002 will be played on natural grass. The Dolphins' only games on artificial turf are on September 15 at Indianapolis, December 1 at Buffalo and on December 21 at Minnesota.

FACT

DOLPHINS

6-0 AT HOME AGAINST SUPER BOWL CHAMPS

Since 1970, the Dolphins own a 6-0 record in regular-season home games against that year's eventual Super Bowl champion. Miami has defeated the 1970 Baltimore Colts (34-17), the 1985 Chicago Bears (38-24), the 1987 Washington Redskins (23-21), the 1998 Denver Broncos (31-21), the 2000 Baltimore Ravens (19-6) and the 2001 New England Patriots (30-10).

FACT

HOW MIAMI WAS BUILT

YEAR	DRAFT (21)	FREE AGENTS/ WAIVERS (25)	TRADES (2)
1994	DT Tim Bowens (1) C Tim Ruddy (2b)		
1996	DT Daryl Gardener (1) LB Zach Thomas (5c)		
1997	CB Sam Madison (2) DE Jason Taylor (3a) LB Derrick Rodgers (3b) T Brent Smith (3d) TE Ed Perry (6d)	K Olindo Mare (FA)	
1998	CB Patrick Surtain (2a)	G Mark Dixon (FA) WR Oronde Gadsden (FA) S Brock Marion (UFA-Dallas)	
1999	FB Rob Konrad (2b) DT Jermaine Haley (7a)		
2000	T Todd Wade (2) FB Deon Dyer (4) S Arturo Freeman (5) DT Ernest Grant (6)	QB Jay Fiedler (UFA-Jacksonville) LB Scott Galyon (UFA-N.Y. Giants) S Trent Gamble (FA) LB Tommy Hendricks (FA) DE Adewale Ogunleye (FA) LB Twan Russell (FA) TE Jed Weaver (W-Philadelphia)	TE Alonzo Mayes (T-Chicago) WR Jeff Ogden (T-Dallas)
2001	CB Jamar Fletcher (1) WR Chris Chambers (2) RB Travis Minor (3a) LB Morlon Greenwood (3b) TE Shawn Draper (5)	C Troy Andrew (FA) WR Robert Baker (FA) DE David Bowens (FA) T Anthony Cesario (FA) CB Ray Green (FA) WR Albert Johnson (FA) QB Ray Lucas (RFA-N.Y. Jets) S Scott McGarrahan (FA) WR James McKnight (UFA-Dallas) G Todd Perry (UFA-Chicago) T Marcus Spriggs (UFA-Buffalo) DT Henry Taylor (FA) WR Dedric Ward (UFA-N.Y. Jets) S Shawn Wooden (FA)	

DOLPHINS

STOFA TRADED TWICE BY DOLPHINS

The only player for whom the Dolphins received trade value twice is QB John Stofa. Stofa, who joined Miami as a free agent in 1966, was traded on Dec. 26, 1967, to Cincinnati for first and second round draft choices in 1968. He re-joined the Dolphins as a free agent in 1969 and was traded on Nov. 23, 1971, to Denver for a seventh-round pick in 1972.

FACT

MIAMI DOLPHINS 2002

NO.	NAME	POS.	HT.	WT.	BIRTH-DATE
65	Andrew, Troy	C	6-4	305	12/12/77
83	Baker, Robert	WR	5-11	200	5/14/76
35	Barnes, Marlon	RB	5-10	215	3/13/76
96	Bowens, David	DE	6-3	260	7/3/77
95	Bowens, Tim	DT	6-4	320	2/7/73
41	Brown, Delvin	S	6-0	212	9/17/79
62	Bundren, Jim	G	6-3	300	10/6/74
90	Burnett, Rob	DE	6-4	267	8/27/67
70	Cesario, Anthony	T	6-5	300	7/19/76
84	Chambers, Chris	WR	5-11	210	8/12/78
64	Chester, Larry	DT	6-2	325	10/17/75
63	Dixon, Mark	G	6-4	295	11/26/70
45	Donaldson, Cedric	CB	5-9	180	2/12/76
46	Draper, Shawn	TE	6-3	275	7/5/79
33	Dyer, Deon	FB	5-11	255	10/2/77
47	Edwards, Robert	RB	5-11	220	10/2/74
9	Fiedler, Jay	QB	6-2	225	12/29/71
21	Fletcher, Jamar	CB	5-9	187	8/28/79
27	Freeman, Arturo	S	6-0	198	10/27/76
86	Gadsden, Oronde	WR	6-2	215	8/20/71
58	Galyon, Scott	LB	6-2	235	3/23/74
42	Gamble, Trent	S	5-9	195	7/24/77
92	Gardener, Daryl	DE	6-6	295	2/25/73
97	Grant, Ernest	DT	6-5	312	5/17/76
79	Green, Cornell	T	6-6	315	8/25/76
40	Green, Ray	CB	6-3	190	3/22/77
52	Greenwood, Morlon	LB	6-0	238	7/17/78
94	Haley, Jermaine	DT	6-4	305	2/23/73
51	Hendricks, Tommy	LB	6-2	235	10/23/78
16	Johnson, Albert	WR	5-9	190	11/11/77
44	Konrad, Rob	FB	6-3	255	11/12/76
6	Lucas, Ray	QB	6-3	215	8/6/72
29	Madison, Sam	CB	5-11	185	4/23/74
10	Mare, Olindo	K	5-10	195	6/6/73
31	Marion, Brock	S	5-11	200	6/11/70
85	Mayes, Alonzo	TE	6-4	260	6/4/75
43	McGarrahan, Scott	S	6-1	200	2/12/74
80	McKnight, James	WR	6-1	198	6/17/72
28	Minor, Travis	RB	5-10	205	6/30/79
66	Nails, Jamie	G	6-6	335	6/3/75
88	Ogden, Jeff	WR	6-0	190	2/22/75
93	Ogunleye, Adewale	DE	6-4	255	8/9/77
89	Perry, Ed	TE	6-4	270	9/1/74
75	Perry, Todd	G	6-5	310	11/28/70
59	Rodgers, Derrick	LB	6-1	230	10/14/71
3	Royals, Mark	P	6-5	225	6/22/65
61	Ruddy, Tim	C	6-3	295	4/27/72
56	Russell, Twan	LB	6-1	230	4/25/74
14	Sanford, Sulecio	WR	5-10	198	3/23/76
72	Searcy, Leon	G	6-4	310	12/21/69
20	Shields, Scott	S	6-4	231	3/29/76
74	Smith, Brent	T	6-5	305	11/21/73
76	Spriggs, Marcus	T	6-4	310	5/30/74
23	Surtain, Patrick	CB	5-11	192	6/19/76
98	Taylor, Henry	DT	6-2	300	11/29/75
99	Taylor, Jason	DE	6-6	260	9/1/74
54	Thomas, Zach	LB	5-11	235	9/1/73
71	Wade, Todd	T	6-8	325	10/30/76
91	Wallace, Al	DE	6-5	260	3/25/74
87	Ward, Dedric	WR	5-9	185	9/29/74
82	Weaver, Jed	TE	6-4	258	8/11/76
34	Williams, Ricky	RB	5-10	228	5/21/77
22	Wooden, Shawn	S	5-11	205	10/23/73

VETERANS ROSTER

NFL EXP.	COLLEGE	HOMETOWN	HOW ACQUIRED
2	Duke '01	Klein, TX	FA, '01
2	Auburn '99	Gainesville, FL	FA, '01
2	Colorado '99	Millington, TN	FA, '02
4	Western Illinois '99	Orchard Lake, MI	FA '01
9	Mississippi '95	Okolona, MS	D1, '94
2	Miami (Fla.) '01	Miami, FL	FA, '02
4	Clemson '98	Wilmington, DE	FA, '02
13	Syracuse '90	Seldon, NY	FA, '02
3	Colorado St. '99	Pueblo, CO	FA '01
2	Wisconsin '01	Bedford, OH	D2, '01
5	Temple '98	Hammond, LA	UFA, '02 (Car)
5	Virginia '94	Jamestown, NC	FA, '98
2	Louisiana State '98	Jackson, MS	FA, '02
2	Alabama '01	Huntsville, AL	D5, '01
3	North Carolina '00	Tidewater, VA	D4, '00
4	Georgia '98	Tennille, GA	FA, '02
7	Dartmouth '94	Oceanside, NY	UFA, '00 (Jac)
2	Wisconsin '02	Hazelwood, MO	D1, '01
3	South Carolina '00	Orangeburg, SC	D5, '00
5	Winston-Salem '95	Charleston, SC	FA, '98
7	Tennessee '96	Seymour, TN	UFA, '00 (NYG)
3	Wyoming '00	Parker, CO	FA, '00
7	Baylor '96	Lawton, OK	D1, '96
3	Arkansas-Pine Bluff '00	Atlanta, GA	D6, '00
3	Central Florida '99	St. Petersburg, FL	FA, '02
3	South Carolina '00	Charleston, SC	FA '01
2	Syracuse '01	Freeport, NY	D3b, '01
3	Butte College '98	Hanford, CA	D7a, '99
3	Michigan '00	Houston, TX	FA, '00
2	Southern Methodist '98	Missouri City, TX	FA, '01
4	Syracuse '99	Andover, MA	D2b, '99
5	Rutgers '96	Harrison, NJ	RFA, '01 (NYJ)
6	Louisville '97	Monticello, FL	D2, '97
6	Syracuse '96	Cooper City, FL	FA, '97
10	Nevada '93	Bakersfield, CA	UFA, '98 (Dal)
5	Oklahoma State '98	Oklahoma City, OK	T, '00 (Chi)
5	New Mexico '98	Arlington, TX	FA, '01
9	Liberty '94	Apopka, FL	UFA, '01 (Dal)
2	Florida State '01	Baton Rouge, LA	D3a, '01
5	Florida A&M '97	Baxley, GA	FA, '02
5	Eastern Washington '98	Snohomish, WA	T, '00 (Dal)
3	Indiana '00	Staten Island, NY	FA, '00
6	James Madison '97	Richmond, VA	D6d, '97
10	Kentucky '93	Elizabethtown, KY	UFA, '01 (Chi)
6	Arizona State '98	New Orleans, LA	D3b, '97
14	Appalachian State '86	Mathews, VA	FA, '02
9	Notre Dame '94	Dunmore, PA	D2b, '94
6	Miami (Fla.) '97	Ft. Lauderdale, FL	FA, '00
2	Middle Tennessee St. '99	Milledgeville, GA	FA, '02
11	Miami (Fla.) '92	Orlando, FL	FA, '02
3	Weber State '99	San Diego, CA	FA, '02
6	Mississippi State '97	Pontotoc, MS	D3d, '97
6	Houston '97	Jackson, MS	UFA, '01 (Buf)
5	Southern Mississippi '98	New Orleans, LA	D2a, '98
4	South Carolina '98	Barnwell, SC	FA '01
6	Akron '97	Woodland Hills, PA	D3a, '97
7	Texas Tech '96	Pampa, TX	D5c, '96
3	Mississippi '00	Jackson, MS	D2, '00
3	Maryland '97	Delray Beach, FL	FA, '02
6	Northern Iowa '97	Cedar Rapids, IA	UFA, '01 (NYJ)
4	Oregon '99	Redmond, OR	Wai, '00 (Phi.)
4	Texas '99	San Diego, CA	T '02 (NO)
7	Notre Dame '96	Abington, PA	FA, '01

MIAMI DOLPHINS 2002 ROOKIE

NO.	NAME	POS.	HT.	WT.	BIRTH-DATE
78	Atkins, James	DT	6-5	312	6/23/78
15	Daniels, Ronney	WR	6-1	215	9/17/76
19	Getherall, Joey	WR	5-7	170	11/7/78
26	Henry, Leonard	RB	6-1	210	1/5/78
18	Hooks, Margin	WR	5-11	193	2/10/78
60	Jerman, Greg	T	6-5	300	1/24/79
77	Kelly, Rod	DE	6-5	270	12/27/78
7	Kustok, Zak	QB	6-1	218	2/24/79
37	Lethridge, Zebbie	CB	6-0	190	1/31/75
5	Levcik, Tim	QB	6-6	235	4/27/80
24	Lowe, Omare	CB	6-1	196	4/20/78
68	McKinney, Seth	C	6-3	305	6/12/79
48	McMichael, Randy	TE	6-3	247	6/28/79
69	Mitchell, Corey	T	6-4	312	5/15/79
2	Pisetsky, Vitaly	K	5-10	221	6/28/79
50	Rollins, Kevin	LB	6-1	234	2/1/78
73	Romero, Dario	DT	6-3	305	4/13/78
1	Roussel, Casey	P	6-1	218	10/28/79
55	Seaverns, Justin	LB	6-1	225	7/2/80
17	Simmons, Sam	WR	5-9	203	11/25/79
57	Symonette, Joshua	LB	5-10	225	5/8/78
4	Terry, Shawn	WR	6-1	178	1/26/79
53	Wadley, Shannon	LB	6-1	235	12/21/76
25	Westbrooks, Jerry	RB	6-2	230	8/27/77

AND FIRST-YEAR ROSTER

NFL EXP.	COLLEGE	HOMETOWN	HOW ACQUIRED
R	Virginia Union '02	Queens, NY	FA, '02
1	Auburn '01	Lake Wales, FL	FA, '02
1	Notre Dame '01	Hacienda Heights, CA	FA, '02
R	East Carolina '02	Clinton, NC	D7, '02
1	Brigham Young '01	Waco, TX	FA, '02
R	Baylor '02	El Paso, TX	FA, '02
1	Northeastern St. (OK) '01	Houston, TX	FA, '02
R	Northwestern '02	Orland Park, IL	FA, '02
1	Texas Tech '98	Lubbock, TX	FA, '02
R	Robert Morris '02	Ford Cliff, PA	FA, '02
R	Washington '02	Maple Valley, WA	D5a, '02
R	Texas A&M '02	Austin, TX	D3, '02
R	Georgia '02	Fort Valley, GA	D4, '02
R	Massachusetts '02	Utica, NY	FA, '02
1	Wisconsin '01	New York, NY	FA, '02
1	Toledo '01	Twinsburg, OH	FA, '02
1	Eastern Washington '00	Spokane, WA	FA, '02
R	Tulane '02	Paulina, LA	FA, '02
R	Appalachian St. '02	Cartersville, GA	FA, '02
R	Northwestern '02	Kansas City, KS	D5b, '02
1	Tennessee Tech '00	Stone Mountain, GA	FA, '02
R	West Virginia '02	Homestead, FL	FA, '02
R	South Carolina '02	Swainsboro, GA	FA, '02
1	Ohio State '01	Boca Raton, FL	FA, '02

2002 NUMERICAL ROSTER

1	Roussel, Casey	P	55	Seaverns, Justin	LB
2	Pisetsky, Vitaly	K	56	Russell, Twan	LB
3	Royals, Mark	P	57	Symonette, Joshua	LB
4	Terry, Shawn	WR	58	Galyon, Scott	LB
5	Levcik, Tim	QB	59	Rodgers, Derrick	LB
6	Lucas, Ray	QB	60	Jerman, Greg	T
7	Kustok, Zak	QB	61	Ruddy, Tim	C
9	Fiedler, Jay	QB	62	Bundren, Jim	G
10	Mare, Olindo	K	63	Dixon, Mark	G
14	Sanford, Sulecio	WR	64	Chester, Larry	DT
15	Daniels, Ronney	WR	65	Andrew, Troy	C
16	Johnson, Albert	WR	66	Nails, Jamie	G
17	Simmons, Sam	WR	68	McKinney, Seth	C
18	Hooks, Margin	WR	69	Mitchell, Corey	T
19	Getherall, Joey	WR	70	Cesario, Anthony	T
20	Shields, Scott	S	71	Wade, Todd	T
21	Fletcher, Jamar	CB	72	Searcy, Leon	G
22	Wooden, Shawn	S	73	Romero, Dario	DT
23	Surtain, Patrick	CB	74	Smith, Brent	T
24	Lowe, Omare	CB	75	Perry, Todd	G
25	Westbrooks, Jerry	RB	76	Spriggs, Marcus	T
26	Henry, Leonard	RB	77	Kelly, Rod	DE
27	Freeman, Arturo	S	78	Atkins, James	DT
28	Minor, Travis	RB	79	Green, Cornell	T
29	Madison, Sam	CB	80	McKnight, James	WR
31	Marion, Brock	S	82	Weaver, Jed	TE
33	Dyer, Deon	FB	83	Baker, Robert	WR
34	Williams, Ricky	RB	84	Chambers, Chris	WR
35	Barnes, Marlon	RB	85	Mayes, Alonzo	TE
37	Lethridge, Zebbie	CB	86	Gadsden, Oronde	WR
40	Green, Ray	CB	87	Ward, Dedric	WR
41	Brown, Delvin	S	88	Ogden, Jeff	WR
42	Gamble, Trent	S	89	Perry, Ed	TE
43	McGarrahan, Scott	S	90	Burnett, Rob	DE
44	Konrad, Rob	FB	91	Wallace, Al	DE
45	Donaldson, Cedric	CB	92	Gardener, Daryl	DE
46	Draper, Shawn	TE	93	Ogunleye, Adewale	DE
47	Edwards, Robert	RB	94	Haley, Jermaine	DT
48	McMichael, Randy	TE	95	Bowens, Tim	DT
50	Rollins, Kevin	LB	96	Bowens, David	DE
51	Hendricks, Tommy	LB	97	Grant, Ernest	DT
52	Greenwood, Morlon	LB	98	Taylor, Henry	DT
53	Wadley, Shannon	LB	99	Taylor, Jason	DE
54	Thomas, Zach	LB			

2002 POSITIONAL ROSTER

QUARTERBACKS (4)

5	Levcik, Tim	QB
6	Lucas, Ray	QB
7	Kustok, Zak	QB
9	Fiedler, Jay	QB

RUNNING BACKS (8)

25	Westbrooks, Jerry	RB
26	Henry, Leonard	RB
28	Minor, Travis	RB
33	Dyer, Deon	FB
34	Williams, Ricky	RB
35	Barnes, Marlon	RB
44	Konrad, Rob	FB
47	Edwards, Robert	RB

WIDE RECEIVERS (13)

4	Terry, Shawn	WR
14	Sanford, Sulecio	WR
15	Daniels, Ronney	WR
16	Johnson, Albert	WR
17	Simmons, Sam	WR
18	Hooks, Margin	WR
19	Getherall, Joey	WR
80	McKnight, James	WR
83	Baker, Robert	WR
84	Chambers, Chris	WR
86	Gadsden, Oronde	WR
87	Ward, Dedric	WR
88	Ogden, Jeff	WR

TIGHT ENDS (5)

46	Draper, Shawn	TE
48	McMichael, Randy	TE
82	Weaver, Jed	TE
85	Mayes, Alonzo	TE
89	Perry, Ed	TE

OFFENSIVE LINEMEN (15)

60	Jerman, Greg	T
61	Ruddy, Tim	C
62	Bundren, Jim	G
63	Dixon, Mark	G
65	Andrew, Troy	C
66	Nails, Jamie	G
68	McKinney, Seth	C
69	Mitchell, Corey	T
70	Cesario, Anthony	T
71	Wade, Todd	T
72	Searcy, Leon	G
74	Smith, Brent	T
75	Perry, Todd	G
76	Spriggs, Marcus	T
79	Green, Cornell	T

KICKERS (2)

2	Pisetsky, Vitaly	K
10	Mare, Olindo	K

DEFENSIVE LINEMEN (14)

64	Chester, Larry	DT
73	Romero, Dario	DT
77	Kelly, Rod	DE
78	Atkins, James	DT
90	Burnett, Rob	DE
91	Wallace, Al	DE
92	Gardener, Daryl	DE
93	Ogunleye, Adewale	DE
94	Haley, Jermaine	DT
95	Bowens, Tim	DT
96	Bowens, David	DE
97	Grant, Ernest	DT
98	Taylor, Henry	DT
99	Taylor, Jason	DE

LINEBACKERS (10)

50	Rollins, Kevin	LB
51	Hendricks, Tommy	LB
52	Greenwood, Marlon	LB
53	Wadley, Shannon	LB
54	Thomas, Zach	LB
55	Seaverns, Justin	LB
56	Russell, Twan	LB
57	Symonette, Joshua	LB
58	Galyon, Scott	LB
59	Rodgers, Derrick	LB

DEFENSIVE BACKS (14)

20	Shields, Scott	S
21	Fletcher, Jamar	CB
22	Wooden, Shawn	S
23	Surtain, Patrick	CB
24	Lowe, Omare	CB
27	Freeman, Arturo	S
29	Madison, Sam	CB
31	Marion, Brock	S
37	Lethridge, Zebbie	CB
40	Green, Ray	CB
41	Brown, Delvin	S
42	Gamble, Trent	S
43	McGarrahan, Scott	S
45	Donaldson, Cedric	CB

PUNTERS (2)

1	Roussel, Casey	P
3	Royals, Mark	P

2001 DOLPHINS STATISTICS

REGULAR SEASON RESULTS (11-5)

DATE	OPPONENT	SCORE	W/L	ATTENDANCE
Sept. 9	at Tennessee	31-23	W	68,798
Sept. 23	OAKLAND	18-15	W	73,404
Sept. 30	at St. Louis	10-42	L	66,046
Oct. 7	NEW ENGLAND	30-10	W	73,024
Oct. 14	at New York Jets	17-21	L	78,823
Oct. 28	at Seattle	24-20	W	59,108
Nov. 4	CAROLINA	23-6	W	72,597
Nov. 11	at Indianapolis	27-24	W	57,127
Nov. 18	NEW YORK JETS	0-24	L	74,259
Nov. 25	at Buffalo	34-27	W	73,063
Dec. 2	DENVER	21-10	W	73,938
Dec. 10	INDIANAPOLIS	41-6	W	73,858
Dec. 16	at San Francisco	0-21	L	68,223
Dec. 22	at New England	13-20	L	60,292
Dec. 30	ATLANTA	21-14	W	73,619
Jan. 6	BUFFALO	34-7	W	73,428

TEAM STATISTICS

	DOLPHINS	OPPONENTS
TOTAL FIRST DOWNS	263	283
By Rushing	95	97
By Passing	154	148
By Penalty	14	38
Third Down: Made/Att	89/215	70/201
Third Down Efficiency	41.4	34.8
Fourth Down: Made/Att	9/14	6/15
Fourth Down Efficiency	64.3	40.0
POSSESSION AVERAGE	30:04	29:56
TOTAL NET YARDS	4821	4608
Average Per Game	301.3	288.0
Total Plays	953	957
Average Per Play	5.1	4.8
NET YARDS RUSHING	1664	1779
Average Per Game	104.0	111.2
Total Rushes	473	453
NET YARDS PASSING	3157	2829
Average Per Game	197.3	176.8
Tackled/Yards Lost	27/178	37/230
Gross Yards	3335	3059
Attempts/Completions	453/275	467/262
Completion Percentage	60.7	56.1
Had Intercepted	19	17
PUNTS/AVERAGE	81/41.0	86/44.1
NET PUNTING AVERAGE	81/37.6	86/36.0
PENALTIES/YARDS	107/914	82/623
FUMBLES/BALL LOST	26/19	27/11
TOUCHDOWNS	41	35
By Rushing	14	9
By Passing	20	22
By Returns	7	4

Score By Quarters	1	2	3	4	OT	Total
DOLPHINS	65	110	27	142	0	344
OPPONENTS	58	91	86	55	0	290

RUSHING

	NO.	YDS.	AVG.	LG	TD
L. Smith	313	968	3.1	25	6
Fiedler	73	321	4.4	26	4
Minor	59	281	4.8	56t	2
McKnight	6	39	6.5	18	0
J. Johnson	5	22	4.4	9	0
Konrad	5	22	4.4	18t	1
Ward	2	21	10.5	16	0
Lucas	8	6	0.8	3	1
Mare	1	-5	-5.0	-5	0
Chambers	1	-11	-11.0	-11	0
DOLPHINS.....	473	1664	3.5	56t	14
OPPONENTS.....	453	1779	3.9	44	9

PASSING

	ATT.	COMP.	YDS.	PCT.	TD	INT.	LG	SACK/ LOST	RATING
Fiedler	450	273	3290	60.7	20	19	74t	27/178	80.3
Lucas.....	3	2	45	66.7	0	0	28	0/0	109.7
DOLPHINS	453	275	3335	60.7	20	19	74t	27/178	80.6
OPPONENTS	467	262	3059	56.1	22	17	80t	37/230	76.7

RECEIVING

	NO.	YDS.	AVG.	LG	TD
McKnight	55	684	12.4	40	3
Gadsden	55	674	12.3	61	3
Chambers	48	883	18.4	74t	7
L. Smith	30	234	7.8	65t	2
Minor	29	263	9.1	29	1
Ward	21	209	10.0	20	0
Weaver	18	215	11.9	27	2
Ogden	6	73	12.2	18	1
Konrad	5	52	10.4	17	1
Goodwin	4	27	6.8	9	0
J. Johnson	4	21	5.3	7	0
DOLPHINS.....	275	3335	12.1	74t	20
OPPONENTS.....	262	3059	11.7	80t	22

INTERCEPTIONS

	NO.	YDS.	AVG.	LG	TD
Marion	5	227	45.4	100t	2
Surtain	3	74	24.7	41	1
Thomas	2	51	25.5	34t	1
Madison	2	0	0.0	0	0
Mixon	1	56	56.0	56t	1
J. Taylor	1	4	4.0	4	0
Freeman	1	0	0.0	0	0
Galyon	1	0	0.0	0	0
Walker	1	0	0.0	0	0
DOLPHINS.....	17	412	24.2	100t	5
OPPONENTS.....	19	254	13.4	63t	3

PUNTING

	NO.	YDS.	AVG.	NET	TB	IN 20	LG	BLK
Turk	81	3321	41.0	37.6	7	28	77	0
DOLPHINS	81	3321	41.0	37.6	7	28	77	0
OPPONENTS	86	3789	44.1	36.0	11	12	73	0

PUNT RETURNS

	RET.	FC	YDS.	AVG.	LG	TD
Ogden	32	11	377	11.8	48	0
Ward	9	2	88	9.8	18	0
Cousin	1	0	0	0.0	0	0
Madison	1	0	6	6.0	6	0
Chambers	0	0	0	—	—	0
DOLPHINS	43	13	471	11.0	48	0
OPPONENTS	30	14	136	4.5	23	0

KICKOFF RETURNS

	NO.	YDS.	AVG.	LG	TD
Chambers	36	811	22.5	47	0
Marion	17	371	1.8	55	0
Dyer	2	24	12.0	14	0
J. Johnson	1	16	16.0	16	0
E. Perry	1	0	0.0	0	0
DOLPHINS	51	1133	22.2	56	0
OPPONENTS	68	1260	18.5	37	0

FIELD GOALS

	1-19	20-29	30-39	40-49	50+	TOTALS
Mare	1/1	8/8	8/8	2/4	0/0	19/21
DOLPHINS	1/1	8/8	8/8	2/4	0/0	19/21
OPPONENTS	0/0	5/6	4/5	6/9	1/2	16/22

SCORING

	TDR	TDP	TDRt	PAT	FG	S	2-PT	TP
Mare	0	0	0	39/40	19/21	0	0	96
L. Smith	6	2	0	0/0	0/0	0	0	48
Chambers	0	7	0	0/0	0/0	0	0	42
Fiedler	4	0	0	0/0	0/0	0	0	24
Minor	2	1	1	0/0	0/0	0	0	24
McKnight	0	3	0	0/0	0/0	0	1	20
Gadsden	0	3	0	0/0	0/0	0	0	18
Konrad	1	1	0	0/0	0/0	0	0	12
Marion	0	0	2	0/0	0/0	0	0	12
Weaver	0	2	0	0/0	0/0	0	0	12
Lucas	1	0	0	0/0	0/0	0	0	6
Mixon	0	0	1	0/0	0/0	0	0	6
Ogden	0	1	0	0/0	0/0	0	0	6
Surtain	0	0	1	0/0	0/0	0	0	6
J. Taylor	0	0	1	0/0	0/0	0	0	6
Thomas	0	0	1	0/0	0/0	0	0	6
DOLPHINS	14	20	7	39/40	19/21	0	1	344
OPPONENTS	9	22	4	32/34	16/22	0	0	290

TWO-POINT CONVERSIONS

McKnight 1

DOLPHINS 1-1, OPPONENTS 0-1

SACKS

J. Taylor 8.5, Bromell 6.5, Gardener 4.0, T. Bowens 3.0 Thomas 3.0., Cousin 2.0, Mixon 2.0, Greenwood 1.5, D. Bowens LG 1.0, D. Bowens 1.0, Freeman 1.0, Galyon 1.0, Rodgers 1.0, Surtain 1.0, Grant 0.5, Haley 0.5, Ogunleye 0.5

DOLPHINS 37.0, OPPONENTS 27.0

2001 DEFENSIVE STATISTICS

PLAYER	TOTAL TACK.	SOLO	ASST.	SACKS/ YARDS	QB HURRIES	INT./ YARDS	FUM. REC.	FUM. FOR.	PASS DEF.
Thomas	180	112	68	3/27	7	2/51		2	6
Walker	99	65	34		2	1/0			7
Marion	97	66	31			5/227	1	2	7
J. Taylor	86	60	26	8.5/44.5	25	1/4	4	4	7
Rodgers	82	45	37	1/8	4			1	8
Greenwood	70	40	30	1.5/16	4				
T. Bowens	60	36	24	3/5.5	16			2	2
Surtain	60	50	10	1/10		3/74	1	3	17
Cousin	58	48	10	2/13	2			1	5
Mixon	55	29	26	2/8.5	22	1/56			2
Bromell	45	25	20	6.5/47	11			1	
Freeman	42	28	14	1/7	2	1/0	2		8
Gardener	36	27	9	4/27	8			1	2
Madison	30	23	7			2/0			13
Haley	26	14	12	0.5/0.5	2				1
Grant	22	9	13	0.5/ 1	1				
Galyon	14	8	6	1/7		1/0			2
D. Bowens	13	5	8	1/5	11				2
Russell	13	6	7		1				
Fletcher	10	9	1						1
Ogunleye	5	2	3	0.5/3	1				
Hendricks	4	0	4						
Gregory	3	2	1						
Wooden	3	2	1						
Kelly	1	0	1						
H. Taylor	1	1	0		1				

NOTE: special teams and miscellaneous tackles not included above.

MISCELLANEOUS TACKLES: Chambers (8): 1 vs. OAK, 9/23; 1 at St.L., 9/30; 1 at NYJ, 10/14; 3 at Sea., 10/28; 1 vs. NYJ, 11/18; 1 vs. ATL, 12/30; McKnight (2): 1 at Buf., 11/25; 1 at SF, 12/16; Dyer (1): 1 at NYJ, 10/14; Fiedler (1): 1 vs. NE, 10/7; Gadsden (1): 1 at Ind., 11/11; Konrad (1): 1 at Ind., 11/11; Minor (1): 1 vs. Car., 11/4; Ogden (1): 1 at SF, 12/16; Ruddy (1): 1 at NE, 12/22; Smith (1): 1 at St.L., 9/30; Wade (1): 1 at SF, 12/16; Weaver (1): 1 at SF, 12/16.

MISCELLANEOUS FORCED FUMBLES: McKnight (1): 1 at SF, 12/16.

MISCELLANEOUS FUMBLE RECOVERIES: Folau (1): 1 vs. NYJ, 11/18; Gadsden (1): 1 at St.L., 9/30; Minor (1): 1 at Sea., 10/28, 1 TD.

DEFENSIVE TOUCHDOWNS: Marion (2): vs. Atl., 12/30, 26-yd. INT return; vs. Buf., 1/6/02, 100-yd INT return; Mixon (1): vs. Den., 12/2, 56-yd. INT return; Surtain (1): vs. Car., 11/4, 29-yd. INT return; J. Taylor (1): vs. NE, 10/7, 1-yd. fumble return; Thomas (1): at Tenn., 9/9, 34-yd. INT return.

SACKS:

J. Taylor: 8.5 Sacks – at Tenn., 9/9, 1-9 yds.; vs. NE, 10/7, 1-3 yds.; at Sea. 10/28, 1-8 yds.; vs. Car., 11/4, 1-5 yds.; at Ind., 11/11, 1-8 yds.; at Buf., 11/25, 1.5-3.5 yds.; vs. Ind., 12/10, 1-3 yds.; vs. Atl., 12/30, 0.5-4 yds.; vs. Buf., 1/6/02, 0.5-1 yd.

Bromell: 6.5 Sacks – at NYJ, 10/14, 1-9 yds.; at Sea., 10/28, 1-11 yds.; vs. Car., 11/4, 0.5-3 yds.; at Buf., 11/25, 2-7 yds.; vs. Den., 12/2, 1-9 yds.; vs. Atl., 12/30, 1-8 yds.

Gardener: 4 Sacks – at Tenn., 9/9, 1-9 yds.; vs. NE, 10/7, 2-13 yds.; at Sea., 10/28, 1-5 yds.

T. Bowens: 3 Sacks – vs. NE, 10/7, 0.5-0.5 yds.; at Sea., 10/28, 0.5-0 yds.; vs. Car., 11/4, 1-3 yds.; at NE, 12/22, 0.5-1 yd.; vs. Buf., 1/6/02, 0.5-1 yd.

Thomas: 3 Sacks – at NYJ, 10/14, 1.5-16 yds.; vs. Atl, 12/30, 1.5-11 yds.

Cousin: 2 Sacks – at NE, 12/22, 1-7 yds.; vs. Atl., 12/30, 1-6 yds.

Mixon: 2 Sacks – vs. Oak., 9/23, 1-5 yds.; at Sea., 10/28, 0.5-0 yds.; at Buf., 11/25, 0.5-3.5 yds.
 Greenwood: 1.5 Sacks – at NYJ, 10/14, 0.5-3 yds.; at Ind., 11/11, 1-13 yds.
 D. Bowens: 1 Sack – at NE, 12/22, 1-5 yds.
 Freeman: 1 Sack – vs. Car., 11/4, 1-7 yds.
 Galyon: 1 Sack – vs. Buf., 1/6/02, 1-7 yds.
 Rodgers: 1 Sack – at Ind., 11/11, 1-8 yds.
 Surtain: 1 Sack – at St. L., 9/30, 1-10 yds.
 Grant: 0.5 Sack – at NE, 12/22, 0.5-1 yd.
 Haley: 0.5 Sack – vs. NE, 10/7, 0.5 – 0.5 yds.
 Ogunleye: 0.5 Sack – vs. Car., 11/4, 0.5-3 yds.

INTERCEPTIONS:

Marion: 5 INTs – at Buf., 11/25, 1-23 yds.; vs. Ind., 12/10, 2-78 yds.; vs. Atl., 12/30, 1-26 yds. (1 TD); vs. Buf., 1/6/02, 1-100 yds. (1 TD)
 Surtain: 3 INTs – vs. Car., 11/4, 1-29 yds. (1 TD); vs. Atl., 12/30, 2-45 yds.
 Madison: 2 INTs – at Tenn., 9/9, 1-0 yds.; at Ind., 11/11, 1-0 yds.
 Thomas: 2 INTs – at Tenn., 9/9, 1-34 yds. (1 TD); at Ind., 11/11, 1-17 yds.
 Freeman: 1 INT – vs. Buf., 1/6/02, 1-0 yds.
 Galyon: 1 INT – vs. Buf., 1/6/02, 1-0 yds.
 Mixon: 1 INT – vs. Den., 12/2, 1-56 yds. (1 TD).
 J. Taylor: 1 INT – vs. Ind., 12/10, 1-4 yds.
 Walker: 1 INT – at Tenn., 9/9, 1-0 yds.

2001 SPECIAL TEAMS STATISTICS

PLAYER	TOTAL TACK.	SOLO	ASST.	FUM. REC.	FUM. FOR.	BLOCKED FG	BLOCKED PATs	BLOCKED PUNTS
Hendricks	30	14	16					
Russell	24	15	9					
Wooden	20	12	8					
McGarrahan	14	6	8	1				
Cousin	13	8	5	1				
Galyon	13	6	7	1				
Minor	10	5	5					
Perry	8	4	4					
D. Bowens	7	6	1		1			
Freeman	7	4	3					
Walker	7	5	2					
Ogden	5	1	4		1			
Green	4	3	1					
Rodgers	2	2	0					
Gamble	1	0	1					
Johnson	1	0	1					
Moore	1	0	1					
Surtain	1	1	0	1				
Dyer	0	0	0	1				
Mixon	0	0	0			1		

BLOCKED KICKS: Kenny Mixon (1): 1 field goal vs. Atlanta (12/30).

DAVE WANNSTEDT FOURTH DOLPHINS COACH

Dave Wannstedt was named Head Coach of the Miami Dolphins on January 16, 2000, and became the fourth coach in club history, joining George Wilson (1966-69), Don Shula (1970-95) and Jimmy Johnson (1996-99). Excluding the NFL's three recent expansion teams (Carolina, Jacksonville and Houston) and the Baltimore Ravens, the Dolphins have had the NFL's low total of four head coaches in the history of their club.

2001 STATISTICAL BESTS

DOLPHINS INDIVIDUAL

YARDS RUSHING	158	Lamar Smith vs. Buffalo, 1/6/02
RUSHING ATTEMPTS.....	30	Lamar Smith vs. Buffalo, 1/6/02
RUSHING TOUCHDOWNS.....	2	Jay Fiedler vs. Oakland, 9/23
YARDS PASSING.....(gross)	320	Jay Fiedler at New England, 12/22
PASS ATTEMPTS.....	37	Jay Fiedler at New England, 12/22
PASS COMPLETIONS.....	24	Jay Fiedler vs. New York Jets, 11/18
COMPLETION PERCENTAGE.....	71.4	Jay Fiedler at Seattle, 10/28 (15-21)
TOUCHDOWN PASSES.....	3	Jay Fiedler at Buffalo, 11/25
	3	Jay Fiedler vs. Indianapolis, 12/10
PASSES HAD INTERCEPTED.....	3	Jay Fiedler vs. New York Jets, 11/18
	3	Jay Fiedler at San Francisco, 12/16
RECEPTIONS.....	9	James McKnight vs. New York Jets, 11/18
RECEIVING YARDS.....	124	Chris Chambers at New England, 12/22
RECEIVING TOUCHDOWNS.....	2	Chris Chambers at Indianapolis, 11/11
	2	Chris Chambers at Buffalo, 11/25
	2	Chris Chambers vs. Indianapolis, 12/10
TOTAL YARDS FROM SCRIMMAGE...	167	Lamar Smith vs. New England, 10/7 (144 rushing; 23 receiving)
FIELD GOALS	3	Olindo Mare vs. New England, 10/7
	3	Olindo Mare vs. Carolina, 11/4
TACKLES.....	19	Zach Thomas at New England, 12/22
INTERCEPTIONS.....	2	Brock Marion vs. Indianapolis, 12/10
	2	Patrick Surtain vs. Atlanta, 12/30
SACKS.....	2	Daryl Gardener vs. New England, 10/7
	2	Loranzo Bromell at Buffalo, 11/25
LONGEST RUN FROM SCRIMMAGE.....	56t	Travis Minor at Indianapolis, 11/11
LONGEST PASS RECEPTION	74t	Chris Chambers at Indianapolis, 11/11
LONGEST INTERCEPTION RETURN.....	100t	Brock Marion vs. Buffalo, 1/6/02
LONGEST FUMBLE RETURN	3	Jason Taylor at Indianapolis, 11/11
LONGEST PUNT RETURN	48	Jeff Ogden vs. Buffalo, 1/6/02
LONGEST KICKOFF RETURN	55	Brock Marion at Tennessee, 9/9
LONGEST PUNT	77	Matt Turk at Buffalo, 11/25
MOST PUNTS	8	Matt Turk at Tennessee, 9/9
LONGEST FIELD GOAL	46	Olindo Mare at Seattle, 10/28
LONGEST FIELD GOAL ATTEMPT.....	49	Olindo Mare vs. Buffalo, 1/6/02

OPPONENTS INDIVIDUAL

YARDS RUSHING	156	Antowain Smith at New England, 12/22
RUSHING ATTEMPTS.....	26	Garrison Hearst at San Francisco, 12/16
	26	Antowain Smith at New England, 12/22
RUSHING TOUCHDOWNS.....	2	Kevan Barlow at San Francisco, 12/16
YARDS PASSING.....(gross)	328	Kurt Warner at St. Louis, 9/30
PASS ATTEMPTS.....	34	Alex Van Pelt at Buffalo, 11/25
PASS COMPLETIONS.....	24	Kurt Warner at St. Louis, 9/30
COMPLETION PERCENTAGE.....	77.4	Kurt Warner at St. Louis, 9/30 (24-31)
TOUCHDOWN PASSES.....	4	Kurt Warner at St. Louis, 9/30
PASSES HAD INTERCEPTED.....	3	Peyton Manning of Indianapolis, 12/10
RECEPTIONS.....	9	Marvin Harrison at Indianapolis, 11/11
RECEIVING YARDS.....	196	Eric Moulds at Buffalo, 11/25
RECEIVING TOUCHDOWNS.....	3	Marvin Harrison at Indianapolis, 11/11
TOTAL YARDS FROM SCRIMMAGE...	196	Eric Moulds at Buffalo, 11/25 (0 rushing; 196 receiving)
FIELD GOALS	3	Sebastian Janikowski of Oakland, 9/23
TACKLES.....	13	Pierson Prioleau of Buffalo, 1/6/02
INTERCEPTIONS.....	2	Willie Williams at Seattle, 10/28
	2	Zack Bronson at San Francisco, 12/16
SACKS.....	2	Chike Okefor at San Francisco, 12/16
LONGEST RUN FROM SCRIMMAGE.....	44	Antowain Smith at New England, 12/22

LONGEST PASS RECEPTION	80	Eric Moulds at Buffalo, 11/25
LONGEST INTERCEPTION RETURN	63t	Victor Green of New York Jets, 11/18
LONGEST FUMBLE RETURN	23	Reggie Tongue at Seattle, 10/28
LONGEST PUNT RETURN	23	David Dunn of Oakland, 9/23
	23	Terrence Wilkins at Indianapolis, 11/11
LONGEST KICKOFF RETURN	50	Terrence Wilkins at Indianapolis, 11/11
LONGEST PUNT	73	Todd Sauerbrun of Carolina, 11/4
MOST PUNTS	8	Craig Hentrich at Tennessee, 9/9
	8	Tom Tupa vs. New York Jets, 11/18
LONGEST FIELD GOAL	51	Joe Nedney at Tennessee, 9/9
LONGEST FIELD GOAL ATTEMPT	51	Joe Nedney at Tennessee, 9/9
	51	John Kasay of Carolina, 11/4

DOLPHINS TEAM

	HIGHS	LOWS
TOTAL FIRST DOWNS	24 vs. Indianapolis, 12/10	11 at Tennessee, 9/9
TOTAL NET YARDS	375 at Indianapolis, 11/11	174 at San Francisco, 12/16
TOTAL OFFENSIVE PLAYS	69 vs. Oakland, 9/23;	49 at San Francisco, 12/16
	69 vs. New York Jets, 11/18	
NET YARDS RUSHING	209 vs. New England, 10/7	42 vs. Denver, 12/2
RUSHING ATTEMPTS	44 vs. New England, 10/7	15 at San Francisco, 12/16
NET YARDS PASSING	310 at New England, 12/22	87 vs. New England, 10/7
		87 vs. Buffalo, 1/6/02
PASS ATTEMPTS	37 at New England, 12/22	16 vs. Buffalo, 1/6/02
PASS COMPLETIONS	24 at New York Jets, 10/14	9 vs. Buffalo, 1/6/02
	24 vs. New York Jets, 11/18	
TIMES SACKED	6 at San Francisco, 12/16	0 at Tennessee, 9/9
		0 vs. New England, 10/7
		0 at Seattle, 10/28
		0 vs. Denver, 12/2
PASSES HAD INTERCEPTED ..	3 vs. New York Jets, 11/18	0 Six times (last: 1/6/02)
	3 at San Francisco, 12/16	
PUNTS	8 at Tennessee, 9/9	2 at Seattle, 10/28
PENALTIES	11 vs. New England, 10/7	4 vs. New York Jets, 11/18
		4 vs. Indianapolis, 12/10
		4 at San Francisco, 12/16
YARDS PENALIZED	128 at Tennessee, 9/9	21 vs. New York Jets, 11/18
FUMBLES	3 at St. Louis, 9/30	0 vs. New England, 10/7
	3 at Seattle, 10/28;	0 vs. Carolina, 11/4
	3 vs. New York Jets, 11/18	0 vs. Indianapolis, 12/10
	3 at New England, 12/22	
FUMBLES LOST	3 at New England, 12/22	0 Five times (last: 1/6/02)
TIME OF POSSESSION	36:21 vs. New England, 10/7	20:48 at San Francisco, 12/16

OPPONENTS TEAM

	HIGHS	LOWS
TOTAL FIRST DOWNS	27 at St. Louis, 9/30	11 New York Jets, 11/18
TOTAL NET YARDS	441 at St. Louis, 9/30	149 New England, 10/7
TOTAL OFFENSIVE PLAYS	72 Atlanta, 12/30	49 New York Jets, 11/18
NET YARDS RUSHING	196 at New England, 12/22	39 Buffalo, 1/6/02
RUSHING ATTEMPTS	50 at San Francisco, 12/16	17 Buffalo, 1/6/02
NET YARDS PASSING	318 at St. Louis, 9/30	69 New England, 10/7
PASS ATTEMPTS	40 at Tennessee, 9/9	20 at New England, 12/22
	40 Buffalo, 1/6/02	
PASS COMPLETIONS	24 at St. Louis, 9/30	10 New York Jets, 11/18
TIMES SACKED	4 Five times (last: 12/30)	0 New York Jets, 11/18
PASSES HAD INTERCEPTED ..	3 at Tennessee, 9/9	0 Eight times (last: 12/22)
	3 Indianapolis, 12/10	
	3 Atlanta, 12/30	
	3 Buffalo, 1/6/02	
PUNTS	8 at Tennessee, 9/9	3 at St. Louis, 9/30
	8 New York Jets, 11/18	3 at Seattle, 10/28
		3 Indianapolis, 12/10
PENALTIES	12 at Tennessee, 9/9	1 New York Jets, 11/18
YARDS PENALIZED	77 at Tennessee, 9/9	10 New York Jets, 11/18
		10 at San Francisco, 12/16

FUMBLES	3 New England, 10/7	0 at Tennessee, 9/9
	3 at Seattle, 10/28	
	3 at Buffalo, 11/25	
	3 Denver, 12/2	
FUMBLES LOST	3 New England, 10/7	0 Nine times (last: 1/6/02)
TIME OF POSSESSION	39:12 at San Francisco, 12/16	23:39 New England, 10/7

IN 2001 MIAMI WAS:

4-1 when leading after the 1st quarter	4-4 in road games
8-1 when leading after the 2nd quarter	1-1 when playing in domes
7-1 when leading after the 3rd quarter	10-4 when playing outdoors
1-2 when behind after the 1st quarter	3-1 when playing on artificial turf
3-4 when behind after the 2nd quarter	8-4 when playing on natural grass
3-4 when behind after the 3rd quarter	6-3 after winning the coin toss
7-1 when Miami scores first	5-2 after losing the coin toss
4-4 when opponent scores first	10-0 when scoring 21 points or more
0-0 when tied at halftime	8-1 when yielding 20 points or less
7-1 in home games	0-0 in overtime contests

DRIVE ENGINEERING

	DRIVES	TD	FG	MFG	PUNT	BLK PUNT	FBL	INT	DWNS	SAF	HLF	END OF GAME	PTS
Dolphins	183	35	19	2	81	0	14	19	2	0	5	6	302
Opponents	190	31	16	6	86	0	10	17	9	0	6	9	263

INSIDE THE TWENTY-YARD LINE

	NO	TD	FG	MFG	INT	FMBL	DWN	GAME	HLF	PTS	TD%
Dolphins	45	24	16	0	2	3	0	0	0	216	53.3
Opponents	40	22	10	2	2	0	4	0	0	182	55.0

GOAL-TO-GO SITUATIONS

	NO	TD	FG	MFG	INT	FMBL	DWN	GAME	HLF	PTS
Dolphins	25	14	7	0	2	2	0	0	0	119
Opponents	18	13	2	1	0	0	2	0	0	94

GIVEAWAYS - TAKEAWAYS

TAKEAWAYS: 28, resulting in 14 TDs, 4 FGs, 0 MFGs, 7 PUNTS, 0 INTs, 1 FUMBLE, 1 HALF, 1 GAME, 0 DOWNS = 109 POINTS

GIVEAWAYS: 38, resulting in 17 TDs, 3 FGs, 2 MFGs, 9 PUNTS, 1 INT, 1 FUMBLE, 0 HALFS, 3 GAMES, 2 DOWNS = 127 POINTS

GAME	TAKEAWAYS			GIVEAWAYS			DIFF	W/L
	FMBL	INT	TOT	FMBL	INT	TOT		
9/9 at Tennessee	3	0	(3)	0	2	(2)	+1	W
9/23 OAKLAND	0	0	(0)	2	0	(2)	-2	W
9/30 at St. Louis	0	0	(0)	2	2	(4)	-4	L
10/7 NEW ENGLAND	0	3	(3)	1	0	(1)	+2	W
10/14 at N.Y. Jets	0	0	(0)	2	2	(4)	-4	L
10/28 at Seattle	0	2	(2)	2	2	(4)	-2	W
11/4 CAROLINA	1	0	(1)	1	0	(1)	0	W
11/11 at Indianapolis	2	1	(3)	2	1	(3)	0	W
11/18 N.Y. JETS	0	0	(0)	3	2	(5)	-5	L
11/25 at Buffalo	1	2	(3)	0	1	(1)	+2	W
12/2 DENVER	1	1	(2)	0	1	(1)	+1	W
12/10 INDIANAPOLIS	3	1	(4)	0	0	(0)	+4	W
12/16 at San Francisco	0	0	(0)	3	1	(4)	-4	L
12/22 at New England	0	0	(0)	0	3	(3)	-3	L
12/30 ATLANTA	3	1	(4)	1	2	(3)	+1	W
1/6/02 BUFFALO	3	0	(3)	0	0	(0)	+3	W
TOTALS	17	11	(28)	19	19	(38)	-10	11-5

BLOCKS

	FGs	PATs	PUNTS	TOTAL
By Dolphins	1	0	0	1
By Opponents	0	1	0	1

THIRD DOWN EFFICIENCY

3rd DOWN AND											
	1	2	3	4	5	6	7	8	9	10+	TOTAL
Miami	21-28	9-16	10-19	2-13	9-19	12-22	5-18	9-18	2-11	10-51	89-215
Opp.	19-27	8-13	5-13	6-12	6-17	3-18	6-21	5-17	4-9	8-54	70-201

DOLPHINS LONG PLAYS

PASSING (25-yards and more)

74t	J. Fiedler to C. Chambers, at Indianapolis (11/11)
65t	J. Fiedler to L. Smith, at Tennessee (9/9)
61	J. Fiedler to O. Gadsden, vs. Carolina (11/4)
44	J. Fiedler to C. Chambers, at New England (12/22)
43	J. Fiedler to Chris Chambers, at Seattle (10/28)
42	J. Fiedler to O. Gadsden, at Buffalo (11/25)
40	J. Fiedler to J. McKnight, vs. Carolina (11/4)
39t	J. Fiedler to J. McKnight, at Seattle (10/28)
36	J. Fiedler to C. Chambers, at Tennessee (9/9)
36	J. Fiedler to C. Chambers, vs. Buffalo (1/6/02)
35	J. Fiedler to C. Chambers, vs. Atlanta (12/30)
33	J. Fiedler to C. Chambers, at St. Louis (9/30)
32t	J. Fiedler to C. Chambers, at Buffalo (11/25)
32t	J. Fiedler to C. Chambers, vs. Indianapolis (12/10)
31	J. Fiedler to O. Gadsden, at Tennessee (9/9)
29t	J. Fiedler to C. Chambers, at Indianapolis (11/11)
29	J. Fiedler to T. Minor, vs. Indianapolis (12/10)
28	J. Fiedler to O. Gadsden, vs. Oakland (9/23)
28	R. Lucas to C. Chambers, at N.Y. Jets (10/14)
28	J. Fiedler to C. Chambers, vs. Carolina (11/4)
27	J. Fiedler to C. Chambers, vs. Oakland (9/23)
27	J. Fiedler to O. Gadsden, at N.Y. Jets (10/14)
27	J. Fiedler to J. McKnight, at San Francisco (12/16)
27	J. Fiedler to J. Weaver, vs. Atlanta (12/30)
26	J. Fiedler to C. Chambers, at N.Y. Jets (10/14)
26	J. Fiedler to J. McKnight, vs. Indianapolis (12/10)
25	J. Fiedler to J. McKnight, vs. Denver (12/2)
25	J. Fiedler to J. McKnight, at New England (12/22)

RUSHING (15-yards and more)

56t	T. Minor at Indianapolis (11/11)
29t	T. Minor at N.Y. Jets (10/14)
26	J. Fiedler at N.Y. Jets (10/14)
25	L. Smith vs. Buffalo (1/6/02)
21	J. Fiedler at San Francisco (12/16)
18	L. Smith at Indianapolis (11/11)
18	J. McKnight vs. Indianapolis (12/10)
18t	R. Konrad vs. Indianapolis (12/10)
18t	J. Fiedler vs. Buffalo (1/6/02)
17	L. Smith at Tennessee (9/9)
17	L. Smith vs. Oakland (9/23)
17	L. Smith vs. Oakland (9/23)
17	L. Smith vs. New England (10/7)
17	L. Smith vs. Indianapolis (12/10)
17	T. Minor vs. Indianapolis (12/10)
17	L. Smith vs. Indianapolis (12/10)
16	L. Smith vs. New England (10/7)
16	J. Fiedler at Seattle (10/28)
16	D. Ward vs. Buffalo (1/6/02)
15	L. Smith vs. Buffalo (1/6/02)

OPPONENTS LONG PLAYS

PASSING (25-yards and more)

80t	A. Van Pelt to E. Moulds, at Buffalo (11/25)
64	M. Hasselbeck to D. Jackson, at Seattle (10/28)
54t	A. Van Pelt to E. Moulds, at Buffalo (11/25)
52	M. Vick to B. Finneran of Atlanta (12/30)
48	M. Vick to S. Jefferson of Atlanta (12/30)
45t	K. Warner to T. Holt, at St. Louis (9/30)
45	P. Manning to M. Harrison, at Indianapolis (11/11)
42	C. Weinke to I. Byrd of Carolina (11/4)
40t	P. Manning to M. Harrison, at Indianapolis (11/11)
35	K. Warner to T. Holt, at St. Louis (9/30)
34	K. Warner to M. Faulk, at St. Louis (9/30)
34	M. Vick to T. Mathis of Atlanta (12/30)
34	T. Brown to J. Riemersma of Buffalo (1/6/02)
33	S. McNair to D. Mason, at Tennessee (9/9)
32	T. Brown to P. Price of Buffalo (1/6/02)
31	C. Weinke to I. Byrd of Carolina (11/4)
29t	S. McNair to D. Mason, at Tennessee (9/9)
29	K. Warner to R. Proehl, at St. Louis (9/30)

RUSHING (15-yards and more)

44	A. Smith at New England (12/22)
30	M. Vick of Atlanta (12/30)
29	J.R. Redmond at New England (12/22)
27t	C. Martin at New York Jets (10/14)
25	M. Faulk at St. Louis (9/30)
25	C. Martin at New York Jets (10/14)
25	T. Henry at Buffalo (11/25)
23	G. Hearst at San Francisco (12/16)
23	M. Vick of Atlanta (12/30)
20	C. Martin of New York Jets (11/18)
20	T. Henry at Buffalo (11/25)
18	A. Smith at New England (12/22)
17	D. Rhodes of Indianapolis (12/10)
16	C. Weinke of Carolina (11/4)
16	M. Smith of Atlanta (12/30)
15	N. O'Donnell at Tennessee (9/9)

- 29 C. Weinke to S. Smith of Carolina (11/4)
 28 J. Garcia to T. Owens, at San Francisco (12/16)
 26 A. Van Pelt to E. Moulds, at Buffalo (11/25)
 25t V. Testaverde to L. Coles, at N.Y. Jets (10/14)
 25 T. Brown to E. Moulds of Buffalo (1/6/02)

DOLPHINS BIG GAMES

100-YARD RUSHERS

- 158 L. Smith vs. Buf., 1/6/02
 144 L. Smith vs. NE, 10/7
 107 L. Smith vs. Ind., 12/10

100-YARD RECEIVERS

- 124 C. Chambers at N.E., 12/22
 116 O. Gadsden at Buff., 11/25
 113 C. Chambers at Ind., 11/11
 102 O. Gadsden vs. Car., 11/4
 101 C. Chambers at Buff., 11/25

300-YARD PASSERS

- 320 J. Fiedler at N.E., 12/22

OPPONENTS BIG GAMES

100-YARD RUSHERS

- 156 A. Smith at N.E., 12/22
 120 C. Martin at NYJ, 10/14
 103 G. Hearst at S.F., 12/16

100-YARD RECEIVERS

- 196 E. Moulds at Buff., 11/25
 174 M. Harrison at Ind., 11/11
 121 D. Jackson at Sea., 10/28
 111 T. Holt at St.L., 9/30

300-YARD PASSERS

- 328 K. Warner at St.L., 9/30
 309 A. Van Pelt at Buff., 11/25

COLDEST GAMES

DATE	TEAM	W/L	SCORE	TEMPERATURE- CONDITIONS
12/11/77	at New England	L	10-14	14°, clear
12/12/82	at New England	L	0-3	22°, snowy
12/8/85	at Green Bay	W	34-24	23°, cloudy
12/18/88	at Pittsburgh	L	24-40	23°, overcast, light snow
12/3/89	at Kansas City	L	21-26	23°, clear
12/27/92	at New England (OT)	W	16-13	23°, clear
12/20/79	**at Pittsburgh	L	14-34	24°, hazy and clearing
12/17/95	at Buffalo	L	20-23	26°, some sun
11/24/91	at Chicago (OT)	W	16-13	27°, cloudy, flurries
11/5/67	at Buffalo	L	13-35	28°, snow

**Playoff Game

NOTE: Coldest game in Miami was 12/24/89 vs. Kansas City (27-24 win by Chiefs): 40° and clear.

WARMEST GAMES

DATE	TEAM	W/L	SCORE	TEMPERATURE- CONDITIONS
9/8/96	at Arizona	W	38-10	101°, night and dry
10/9/88	at L.A. Raiders	W	24-14	96°, clear and dry
9/3/95	N.Y. JETS	W	52-14	94°, mostly sunny
10/9/66	at Oakland	L	10-21	93°, sunny
8/19/83	*at Washington	W	38-7	93°, fair and muggy
9/1/96	NEW ENGLAND	W	24-10	93°, mostly sunny
9/17/72	at Kansas City	W	20-10	91°, sunny
9/24/89	N.Y. JETS	L	33-40	91°, partly sunny
9/18/95	PITTSBURGH	W	23-10	91°, partly cloudy
9/28/80	NEW ORLEANS	W	21-16	90°, partly cloudy
9/4/83	at Buffalo	W	12-0	90°, sunny
9/14/86	INDIANAPOLIS	W	30-10	90°, sunny

*Preseason Game

2001 TEAM RANKINGS

AMERICAN FOOTBALL CONFERENCE

	OFFENSE				DEFENSE		
	TOTAL	RUSH	PASS	TOTAL	RUSH	PASS	
Baltimore	8	7	7	2	2		4
Buffalo	7	12	6	11	13		8
Cincinnati	13	10	12	5	7		7
Cleveland	16	16	15	12	16		6
Denver	12	6	13	4	4		10
Indianapolis	1	4	1	16	12		15
Jacksonville	10	15	8	7	6		12
Kansas City	3	3	3	13	14		9
MIAMI	11	13	9	3	9		*1
New England	9	9	11	14	10		14
N.Y. Jets	14	2	16	9	15		3
Oakland	4	14	2	8	11		5
Pittsburgh	2	*1	10	*1	*1		2
San Diego	6	11	5	6	5		11
Seattle	15	5	14	10	8		13
Tennessee	5	8	4	15	3		16

NATIONAL FOOTBALL CONFERENCE

	OFFENSE				DEFENSE		
	TOTAL	RUSH	PASS	TOTAL	RUSH	PASS	
Arizona	10	12	7	13	13		12
Atlanta	7	7	10	14	11		15
Carolina	15	14	13	15	15		13
Chicago	11t	8	12	9	1		14
Dallas	14	2	15	2	6		2
Detroit	8	13	3	11	12		11
Green Bay	3	10	2	6	8		6
Minnesota	6	11	4	12	14		8
New Orleans	5	9	6	10	7		7
N.Y. Giants	4	6	5	8	3		10
Philadelphia	9	5	11	4	9		1
St. Louis	*1	3	*1	1	2		5
San Francisco	2	1	8	7	4		9
Tampa Bay	11t	15	9	3	5		3
Washington	13	4	14	5	10		4

NATIONAL FOOTBALL LEAGUE

	OFFENSE				DEFENSE		
	TOTAL	RUSH	PASS	TOTAL	RUSH	PASS	
Arizona	18	27	13	28	24		26
Atlanta	15	16	17	30	21		30
Baltimore	14	11	16	2	4		8
Buffalo	13	22	12	21	26		13
Carolina	30	29	26	31	31		28
Chicago	26t	17	24	15	2		29
Cincinnati	23	18t	23	9	11		12
Cleveland	31	31	28	22	29		11
Dallas	29	3	31	4	13		3
Denver	22	10	25	8	6		16
Detroit	16	28	6	26	23		25
Green Bay	6	21	3	12	16		15
Indianapolis	2	7	2	29	25		27
Jacksonville	20	26	18	16t	10		22
Kansas City	5	6	5	23	27		14
MIAMI	21	23	19	5	17		*1
Minnesota	12	25	7	27	30		18
New England	19	13	22	24	19		24
New Orleans	10	18t	10	16T	14		17
N.Y. Giants	9	15	8t	14	8		21
N.Y. Jets	24	4	29	19	28		7
Oakland	7	24	4	18	22		9
Philadelphia	17	14	20	7	18		2
Pittsburgh	3	*1	21	*1	*1		4
St. Louis	*1	5	*1	3	3		10
San Diego	11	20	11	11	7		20
San Francisco	4	2	14	13	9		19
Seattle	25	9	27	20	15		23
Tampa Bay	26t	30	15	6	12		5
Tennessee	8	12	8t	25	5		31
Washington	28	8	30	10	20		6

(* = NFL leader

T = Tied for position)

GAME-BY-GAME OFFENSE

2001 MIAMI DOLPHINS OFFENSIVE STATISTICS

	1st DOWNS	3rd DOWNS	TOTAL OFFENSE	RUSHING				PASSING							PEN.		SCORING						TIME OF POSSESSION	FUM.-NO./LOST							
				TOTAL	YARDS	ATT.	AVG.	NET YARDS	PLAYS	AVG.	YARDS	ATT.	COMP.	INT.	NO.	LOST	POINTS	TD RUSH	TD PASS	TD RETURN	PAT/ATT.	FG/ATT.									
SCORE	31-23	11	4	7	0	14	5	307	5.8	82	33	2.5	225	0	0	225	20	12	0	9	128	31	1	2	1	4/4	1/1	31:07	2-2		
	9/9 at Tennessee	19	7	12	0	16	5	359	6.9	5.2	144	34	4.2	215	1	2	217	34	16	1	5	40	18	2	0	0	1/1	1/1	33:10	1-0	
	9/23 OAKLAND	15	6	8	1	10	4	253	5.4	4.7	64	25	2.6	189	2	15	204	27	19	2	5	30	10	0	1	0	1/1	1/1	28:08	3-2	
	10/7 at St. Louis	19	13	6	0	15	8	296	6.5	4.6	209	44	4.8	87	0	0	87	21	11	1	11	86	30	1	1	1	3/3	3/3	36:21	0-0	
	10/30 NEW ENGLAND	17-21	19	6	12	1	17	11	348	6.6	5.3	115	29	4.0	233	2	8	241	35	24	2	6	72	17	1	1	0	2/2	1/1	33:50	2-2
	10/14 at N.Y. Jets	24-20	15	6	9	0	12	8	289	5.5	5.3	76	34	2.2	213	0	0	213	21	15	2	9	57	24	1	1	3/3	1/1	28:55	3-2	
	10/28 at Seattle	23-6	17	3	13	1	13	5	337	6.3	5.3	59	29	2.0	278	1	9	287	33	20	1	5	45	23	0	1	2/2	3/3	30:56	0-0	
	11/4 CAROLINA	27-24	14	5	9	0	14	5	375	5.9	6.4	134	28	4.8	241	1	18	259	30	17	2	9	65	27	1	2	0	3/3	2/2	29:00	1-1
	11/11 at Indianapolis	0-24	15	5	10	0	14	5	254	6.9	3.7	78	30	2.6	176	3	12	188	26	24	3	4	21	0	0	0	0/0	0/1	34:30	3-2	
	11/18 N.Y. JETS	34-27	19	5	13	1	15	5	362	6.4	5.7	101	30	3.4	261	2	16	277	32	19	0	8	62	34	1	3	0	4/4	2/2	31:45	2-1
	11/25 at Buffalo	21-10	12	5	6	1	12	4	218	5.0	4.4	42	22	1.9	176	0	0	176	28	18	0	7	70	21	1	1	1	3/3	0/0	25:16	1-1
	12/2 DENVER	41-6	24	12	11	1	14	9	366	6.5	5.6	183	38	4.8	183	1	8	191	26	18	0	4	40	41	3	3	0	5/6	0/0	35:08	0-0
	12/10 INDIANAPOLIS	0-21	12	4	8	0	12	4	174	4.9	3.6	67	15	4.5	107	6	42	149	28	16	3	4	27	0	0	0	0/0	0/0	20:48	2-1	
	12/16 at San Francisco	13-20	19	1	14	4	11	3	368	5.8	6.3	58	19	3.1	310	2	10	320	37	21	0	9	67	13	0	1	0	1/1	2/2	23:15	3-3
	12/22 at New England	21-14	12	3	9	0	12	3	226	5.2	4.3	50	20	2.5	176	3	15	191	29	16	1	5	48	21	0	2	1	3/3	0/0	23:08	2-2
	12/30 ATLANTA	34-7	21	12	6	3	14	5	289	6.2	4.7	202	43	4.7	87	3	23	110	16	9	0	7	56	34	2	1	4/4	2/3	35:44	1-0	
	1/6 BUFFALO																														
	1/13 BALTIMORE#	3-20	9	1	6	2	11	3	151	4.6	3.3	46	15	3.1	105	3	17	122	28	15	1	6	36	3	0	0	0/0	1/1	22:06	3-2	

- playoff game

GAME-BY-GAME DEFENSE

2001 MIAMI DOLPHINS DEFENSIVE STATISTICS

	SCORE	1st DOWNS		3rd DOWNS		TOTAL OFFENSE		RUSHING		PASSING								PEN.		SCORING					TIME OF POSSESSION		FUM.-NO./LOST			
		TOTAL	RUSH	PASS	PENALTY	ATT.	CONV.	NET YARDS	PLAYS	AVG.	YARDS	ATT.	AVG.	NET YARDS	SACKS	YDS. LOST	GROSS YDS.	ATT.	COMP.	INT.	NO.	LOST	POINTS	TD RUSH	TD PASS	TD RETURN	PAT/ATT.	FG/ATT.		
9/9 at Tennessee	31-23	19	5	10	4	14	4	315	67	4.7	105	25	4.2	210	2	18	228	40	16	3	12	77	23	0	2	1	2/3	1/1	28:53	0-0
9/23 OAKLAND	18-15	12	6	4	2	12	2	216	52	4.2	96	26	3.7	120	1	5	125	25	14	0	3	25	15	0	0	1	0/0	3/3	26:50	1-0
9/30 at St. Louis	10-42	27	7	17	3	11	7	441	59	7.5	123	27	4.6	318	1	10	328	31	24	0	9	59	42	4	2	0	6/6	0/0	31:52	1-0
10/7 NEW ENGLAND	30-10	12	5	4	3	11	4	149	51	2.9	80	23	3.5	69	4	17	86	24	12	0	3	20	10	1	0	0	1/1	1/1	23:39	3-3
10/14 at N.Y. Jets	17-21	19	5	10	4	10	4	268	50	5.4	128	25	5.1	140	3	28	168	22	15	0	3	30	21	1	2	0	3/3	0/1	26:10	1-0
10/28 at Seattle	24-20	18	4	10	4	14	6	302	69	4.9	96	30	3.2	206	4	24	230	28	16	0	5	40	20	0	2	0	2/2	2/4	31:05	3-2
11/4 CAROLINA	23-6	12	4	7	1	13	2	281	57	4.9	103	20	5.2	178	4	21	199	33	15	1	5	44	6	0	0	0	0/0	2/3	29:04	2-0
11/11 at Indianapolis	27-24	19	4	12	3	12	4	289	61	4.7	65	25	2.6	224	3	29	253	33	20	2	5	25	24	0	3	0	3/3	1/1	31:00	2-1
11/18 N.Y. JETS	0-24	11	6	4	1	13	3	162	49	3.3	86	28	3.1	76	0	0	76	21	10	0	1	10	24	0	1	2	3/3	1/1	25:30	1-0
11/25 at Buffalo	34-27	21	6	12	3	14	6	422	64	6.6	127	26	4.9	295	4	14	309	34	21	1	10	71	27	1	3	0	3/4	0/0	28:15	3-2
12/2 DENVER	21-10	19	8	10	1	14	6	273	66	4.1	147	32	4.6	126	1	9	135	33	18	1	5	39	10	0	1	0	1/1	1/1	34:44	3-1
12/10 INDIANAPOLIS	41-6	16	4	11	1	8	2	254	51	5.0	84	18	4.7	170	1	3	173	32	19	3	2	25	6	0	0	0	0/0	2/2	24:52	1-1
12/16 at San Francisco	0-21	21	11	8	2	14	7	285	70	4.1	152	50	3.0	133	0	0	133	20	14	0	2	10	21	2	1	0	3/3	0/1	39:12	2-0
12/22 at New England	13-20	20	12	5	3	14	5	313	67	4.7	196	44	4.5	117	3	14	131	20	12	0	7	75	20	1	1	0	2/2	2/2	36:45	1-0
12/30 ATLANTA	21-14	21	7	12	2	14	6	388	72	5.4	152	37	4.1	236	4	29	265	31	18	3	5	37	14	1	0	2/2	0/1	36:52	1-1	
1/6 BUFFALO	34-7	16	3	12	1	13	2	250	59	4.2	39	17	2.3	211	2	9	220	40	18	3	5	36	7	0	1	0	1/1	0/0	24:16	2-0
1/13 BALTIMORE#	3-20	20	12	7	1	16	10	347	69	5.0	226	50	4.5	121	1	12	133	18	12	0	5	35	20	1	1	0	2/2	2/3	37:54	1-1

- playoff game

GAME-BY-GAME RUSHING

2001 MIAMI DOLPHINS' INDIVIDUAL RUSHING STATISTICS (ATTEMPTS-YARDS GAINED-LONGEST-TOUCHDOWNS)

DATE	OPPONENT	SCORE	SMITH	FIEDLER	MINOR	McKNIGHT	JOHNSON	KONRAD	WARD	LUCAS
9/9	at Tennessee	31-23	25-55-17-1	7-25-8-0	0-0-0-0	0-0-0-0	1-2-2-0	0-0-0-0	Inactive	Did Not Play
9/23	OAKLAND	18-15	22-92-17-0	8-34-7-2	1-1-1-0	1-4-4-0	2-13-9-0	0-0-0-0	0-0-0-0	Did Not Play
9/30	at St. Louis	10-42	19-48-14-0	4-9-4-0	0-0-0-0	0-0-0-0	2-7-6-0	Inactive	0-0-0-0	Did Not Play
10/7	NEW ENGLAND	30-10	29-144-17-1	7-37-10-0	7-25-6-0	1-3-3-0	0-0-0-0	Inactive	0-0-0-0	0-0-0-0
10/14	at N.Y. Jets	17-21	24-54-7-0	2-27-26-0	1-29-29-1	1-3-3-0	Inactive	0-0-0-0	0-0-0-0	1-2-2-0
10/28	at Seattle	24-20	21-35-7-1	8-41-16-0	2-11-10-0	0-0-0-0	0-0-0-0	0-0-0-0	Inactive	2-0-0-0
11/4	CAROLINA	23-6	18-37-11-0	4-4-6-0	4-13-5-0	1-9-9-0	0-0-0-0	1-1-1-0	Inactive	0-0-0-0
11/11	at Indianapolis	27-24	18-53-18-0	2-8-9-0	7-71-56-1	0-0-0-0	0-0-0-0	1-2-2-0	0-0-0-0	0-0-0-0
11/18	N.Y. JETS	0-24	19-53-8-0	4-14-10-0	6-9-3-0	1-2-2-0	0-0-0-0	0-0-0-0	0-0-0-0	Did Not Play
11/25	at Buffalo	34-27	17-37-9-1	4-28-13-0	8-38-8-0	0-0-0-0	0-0-0-0	0-0-0-0	0-0-0-0	1-m2-m2-0
12/2	DENVER	21-10	15-36-10-1	4-2-3-0	2-1-2-0	0-0-0-0	Inactive	0-0-0-0	0-0-0-0	1-3-3-0
12/10	INDIANAPOLIS	41-6	28-107-17-0	1-9-9-1	4-28-17-0	1-18-18-0	Inactive	3-19-18-1	0-0-0-0	1-2-2-1
12/16	at San Francisco	0-21	9-22-6-0	4-33-21-0	2-12-7-0	0-0-0-0	Inactive	0-0-0-0	0-0-0-0	0-0-0-0
12/22	at New England	13-20	12-33-8-0	3-13-6-0	3-7-6-0	0-0-0-0	Inactive	0-0-0-0	1-5-5-0	Did Not Play
12/30	ATLANTA	21-14	7-4-4-0	4-13-13-0	9-33-11-0	0-0-0-0	Inactive	Inactive	0-0-0-0	Did Not Play
1/6	BUFFALO	34-7	30-158-25-1	7-24-18-1	3-3-2-0	0-0-0-0	0-0-0-0	Inactive	1-16-16-0	2-1-2-0
1/13	BALTIMORE#	3-20	6-6-3-0	3-16-8-0	5-14-5-0	0-0-0-0	0-0-0-0	Inj. Res.	0-0-0-0	1-10-10-0

OTHERS: MARE: 1-m5-m5-0 vs. Carolina (11/4). CHAMBERS: 1-m11-m11-0 at Seattle (10/28).

- playoff game

GAME-BY-GAME RECEIVING

2001 MIAMI DOLPHINS' INDIVIDUAL RECEIVING STATISTICS

(NUMBER-YARDS GAINED-LONGEST-TOUCHDOWNS)

DATE	OPPONENT	SCORE	McKNIGHT	GADSDEN	CHAMBERS	SMITH	MINOR	WARD	WEAVER	OGDEN
9/9	at Tennessee	31-23	2-25-14-0	4-74-31-1	2-52-36-0	3-70-65t-1	0-0-0-0	Inactive	0-0-0-0	0-0-0-0
9/23	OAKLAND	18-15	3-48-24-0	5-70-28-0	2-36-27-0	2-20-11-0	1-8-8-0	2-29-20-0	1-6-6-0	0-0-0-0
9/30	at St. Louis	10-42	5-73-24t-1	3-29-13-0	4-59-33-0	2-16-17-0	1-5-5-0	0-0-0-0	1-5-5-0	0-0-0-0
10/7	NEW ENGLAND	30-10	2-17-10-0	2-21-15-0	0-0-0-0	3-23-13-0	1-m1-m1-0	1-10-10-0	1-14-14t-1	1-3-3-0
10/14	at N.Y. Jets	17-21	1-13-13-0	6-73-27-0	3-53-28-0	6-23-14t-1	2-35-19-0	2-17-9-0	2-13-7-0	0-0-0-0
10/28	at Seattle	24-20	8-94-39t-1	1-15-15-0	3-76-43-0	1-1-1-0	0-0-0-0	Inactive	1-12-12-0	0-0-0-0
11/4	CAROLINA	23-6	4-67-40-0	5-102-61-0	4-54-28-0	0-0-0-0	2-20-17-0	Inactive	1-6-6-0	1-18-18-0
11/11	at Indianapolis	27-24	4-31-8-0	6-71-16-0	3-113-74t-2	0-0-0-0	2-18-10-0	2-26-18-0	0-0-0-0	0-0-0-0
11/18	N.Y. JETS	0-24	9-66-9-0	3-34-16-0	2-25-13-0	2-14-9-0	5-23-8-0	1-7-7-0	1-13-13-0	0-0-0-0
11/25	at Buffalo	34-27	1-3-3-0	8-116-42-0	5-101-32t-2	1-m2-m2-0	1-18-18-0	1-16-16-0	2-25-17-1	0-0-0-0
12/2	DENVER	21-10	4-56-25-0	2-11-6-0	3-35-14-1	5-43-15-0	1-4-4-0	3-27-11-0	0-0-0-0	0-0-0-0
12/10	INDIANAPOLIS	41-6	2-26-26-0	4-27-11-1	3-36-32t-2	2-6-11-0	2-41-29-0	2-18-12-0	2-20-15-0	0-0-0-0
12/16	at San Francisco	0-21	2-40-27-0	3-16-11-0	2-27-18-0	1-m3-m3-0	4-27-20-0	2-18-9-0	0-0-0-0	2-24-13-0
12/22	at New England	13-20	5-78-25-0	Inactive	7-124-44-0	2-23-16-0	0-0-0-0	1-7-7-0	3-53-22-0	2-28-18-1
12/30	ATLANTA	21-14	2-31-17-0	3-15-8-1	2-44-35-0	0-0-0-0	7-65-21-1	0-0-0-0	2-36-27-0	0-0-0-0
1/6	BUFFALO	34-7	1-16-16t-1	Inactive	3-48-36-0	0-0-0-0	0-0-0-0	4-34-18-0	1-12-12-0	0-0-0-0
1/13	BALTIMORE#	3-20	4-26-12-0	1-9-9-0	Inactive	1-6-6-0	2-4-4-0	5-55-19-0	2-22-20-0	0-0-0-0

OTHERS: KONRAD: 1-15-15-0 at Seattle (10/28); 2-13-8-1 vs. Carolina (11/4); 1-17-17-0 vs. Indianapolis (12/10); 1-7-7-0 at New England (12/22). **GOODWIN:** 2-14-9-0 at N.Y. Jets (10/14); 1-7-7-0 vs. Carolina (11/4); 1-6-6-0 vs. N.Y. Jets (11/18). **JOHNSON:** 1-4-4-0 at Tennessee (9/9); 3-17-7-0 at St. Louis (9/30).

- playoff game

GAME-BY-GAME PASSING

JAY FIEDLER

DATE	OPPONENT	ATT	COM	YDS	PCT	TD	INT	LG	SKD	YDS	RATE
9/9	at Tennessee	20	12	225	60.0	2	0	65t	0	0	132.3
9/23	OAKLAND	34	16	217	47.1	0	2	28	1	2	43.4
9/30	at St. Louis	27	19	204	70.4	1	2	33	2	15	73.7
10/7	NEW ENGLAND	21	11	87	52.4	1	1	15	0	0	59.0
10/14	at N.Y. Jets	34	23	213	67.6	1	2	27	2	8	69.9
10/28	at Seattle	21	15	213	71.4	1	2	43	0	0	80.2
11/4	CAROLINA	33	20	287	60.6	1	1	61	1	9	86.3
11/11	at Indianapolis	29	17	259	58.6	2	2	74t	1	18	82.4
11/18	N.Y. JETS	36	24	188	66.7	0	3	16	3	12	44.7
11/25	at Buffalo	31	18	260	58.1	3	0	42	2	16	117.7
12/2	DENVER	28	18	176	64.3	1	0	25	0	0	93.8
12/10	INDIANAPOLIS	26	18	191	69.2	3	0	32t	1	8	128.8
12/16	at San Francisco	28	16	149	57.1	0	3	27	6	42	32.3
12/22	at New England	37	21	320	56.8	1	0	44	2	10	94.4
12/30	ATLANTA	29	16	191	55.2	2	1	35	3	15	84.1
1/6	BUFFALO	16	9	110	56.3	1	0	36	3	23	98.4
1/13	BALTIMORE#	28	15	122	53.6	0	1	20	3	17	50.0

RAY LUCAS

DATE	OPPONENT	ATT	COM	YDS	PCT	TD	INT	LG	SKD	YDS	RATE
9/9	at Tennessee										
9/23	OAKLAND										
9/30	at St. Louis										
10/7	NEW ENGLAND	0	0	0	0.0	0	0	0	0	0	
10/14	at N.Y. Jets	1	1	28	100.0	0	0	28	0	0	118.8
10/28	at Seattle	0	0	0	0.0	0	0	0	0	0	
11/4	CAROLINA	0	0	0	0.0	0	0	0	0	0	
11/11	at Indianapolis	1	0	0	0.0	0	0	0	0	0	39.6
11/18	N.Y. JETS										
11/25	at Buffalo	1	1	17	100.0	0	0	17	0	0	118.8
12/2	DENVER	0	0	0	0.0	0	0	0	0	0	
12/10	INDIANAPOLIS	0	0	0	0.0	0	0	0	0	0	
12/16	at San Francisco	0	0	0	0.0	0	0	0	0	0	
12/22	at New England										
12/30	ATLANTA										
1/6	BUFFALO	0	0	0	0.0	0	0	0	0	0	
1/13	BALTIMORE#	0	0	0	0.0	0	0	0	0	0	

- playoff game

DOLPHINS

YEPREMIAN ONLY DOLPHINS PRO BOWL MVP

Dolphins kicker Garo Yepremian is the only player in Miami history to be named as Most Valuable Player in the NFL's annual Pro Bowl contest. On Jan. 20, 1974, Yepremian booted five field goals to account for all of the AFC's scoring in a 15-13 win.

FACT

2001 GAME-BY-GAME TACKLES

NAME	vs.TEN	OAK	STL	NE	NYJ	SEA	CAR	IND	NYJ	BUF	DEN	IND	SF	NE	ATL	BUF	BAL.#
Bowens, D.	NR	NR	NR	NR	NR	IN	IN	IN	1	1	0	1	2	6	2	0	0
Bowens, T.	3	IN	2	4	1	7	2	1	5	8	2	2	8	6	5	4	5
Bromell	4	1	3	2	4	2	5	2	1	3	2	1	3	3	8	1	1
Cousin	3	2	7	2	1	11	2	3	1	8	7	3	1	2	2	3	2
Fletcher	XX	0	0	1	1	0	0	1	2	2	2	0	0	0	XX	1	XX
Freeman	2	0	0	0	5	6	5	6	6	7	0	2	0	1	1	1	1
Galyon	0	0	0	0	0	0	0	0	0	0	0	0	1	2	4	7	3
Gamble	0	IN	IN	IN	IN	IR	IR	IR	IR	IR	IR	IR	IR	IR	IR	IR	IR
Gardner	3	7	2	7	5	6	1	5	IN	IN	2	1	IR	IR	IR	IR	IR
Grant	0	1	IN	IN	XX	IN	IN	0	4	4	2	1	2	5	2	1	1
Green	NR	NR	NR	NR	NR	IN	IN	IN	IN	IN	IN	IN	XX	0	0	0	0
Greenwood	0	IN	IN	IN	4	3	7	7	4	6	3	5	2	11	6	6	7
Gregory	IN	2	1	IN	IN	NF	NF	NF	NF	NF	NF	NF	NF	NF	NF	NF	NF
Halley	2	2	2	4	0	0	0	1	IN	1	6	2	2	4	IN	XX	1
Hendricks	0	0	0	0	0	0	0	0	0	0	0	0	0	0	0	4	0
Kelly	IN	IN	0	IN	IN	NR	NR	NR	NR	NR	NR	NR	NR	NR	NR	NR	NR
Lethridge	NR	NR	NR	NR	NR	NR	NR	IN	0	0	NR	NR	NR	NR	NR	NR	NR
Madison	6	3	0	2	2	1	4	1	IN	IN	IN	3	2	3	2	1	1
Marion	2	8	9	4	1	IN	3	7	5	6	6	10	13	8	10	5	8
McGarrahan	0	0	0	0	0	0	0	0	0	0	0	0	0	0	0	0	0
Mixon	2	2	2	3	1	3	2	5	4	6	1	5	5	3	6	5	6
Moore	NR	NR	NR	NR	NR	NR	NR	NR	NR	NR	NR	NR	NR	NR	NR	0	IN
Ogunleye	IN	IN	IN	0	IN	1	1	2	0	IN	IN	IN	IN	IN	IN	0	IN
Rodgers	3	7	9	4	4	4	3	9	6	6	8	5	7	7	IR	IR	IR
Russell	4	5	2	0	0	0	0	0	0	0	0	1	0	0	0	1	0
Surtain	5	1	3	5	4	5	3	5	2	4	3	5	4	2	5	4	1
Taylor, H.	NR	NR	NR	NR	NR	NR	NR	NR	NR	NR	NR	IN	IN	IN	0	1	IN
Taylor, J.	5	6	8	4	9	8	4	5	4	4	6	4	8	3	6	2	10
Thomas	12	15	8	7	8	9	6	12	8	13	14	10	18	19	18	IN	22
Walker	6	5	9	6	6	10	9	9	IN	IN	10	3	13	9	7	9	7
Wooden	IN	0	0	0	0	0	0	2	1	0	0	0	IN	IN	0	IN	0

LEGEND

XX = DID NOT PLAY
 IR = INJURED RESERVE
 NF = NON-FOOTBALL INJURY
 NR = NOT ON ROSTER
 PP = PHYSICALLY UNABLE TO PERFORM
 # = PLAYOFF GAMES
 IN = INACTIVE
 PS = PRACTICE SQUAD

2001 INDIVIDUAL GAME STATUS

NAME	TEN	OAK	STL	NE	NYJ	SEA	CAR	IND	NYJ	BUF	DEN	IND	SF	NE	ATL	BUF	BAL#
Andrew Baker	IN	IN	IN	IN	PL	IN	IN	IN	IN	PL	PL	PL	PL	PL	PL	PL	PL
Bowens, D.	PS	PS	PS	PS	PS	PS	PS	PS	PS	PS	PS	PS	PS	PS	PS	PS	XX
Bowens, T.	NR	NR	NR	NR	NR	NR	IN	IN	IN	PL	PL	PL	PL	PL	PL	PL	XX
Bromell	ST	IN	ST	ST	ST	ST	ST	ST	ST	ST	ST	ST	ST	ST	ST	ST	ST
Cesario	PL	PL	PL	PL	PL	PL	PL	PL	PL	PL	PL	PL	PL	PL	PL	PL	PL
Chambers	NR	NR	NR	NR	NR	NR	NR	NR	NR	PS	PS	PS	PS	PS	PS	IN	IN
Cousin	ST	PL	PL	PL	PL	PL	PL	ST	PL	PL	PL	PL	ST	ST	ST	IN	IN
Dixon	PL	PL	ST	PL	PL	PL	PL	PL	PL	PL	ST	PL	ST	PL	PL	PL	PL
Draper	ST	ST	ST	ST	ST	ST	ST	ST	ST	ST	IN	IR	IR	IR	IR	IR	IR
Dyer	IN	IN	IN	IN	IN	IN	IN	IN	IN	IN	IN	IN	IN	IN	IN	IN	IN
Fiedler	PL	PL	PL	PL	PL	PL	PL	PL	PL	PL	PL	PL	PL	PL	PL	PL	ST
Fletcher	ST	ST	ST	ST	ST	ST	ST	ST	ST	ST	ST	ST	ST	ST	ST	ST	ST
Folau	XX	PL	PL	PL	PL	PL	PL	PL	ST	ST	ST	PL	PL	PL	XX	PL	XX
Freeman	PL	ST	ST	ST	ST	ST	ST	ST	ST	ST	ST	ST	ST	ST	ST	ST	ST
Gadsden	PL	PL	PL	PL	PL	PL	PL	PL	ST	ST	ST	PL	PL	PL	PL	PL	PL
Galyon	ST	ST	ST	ST	ST	ST	ST	ST	ST	ST	ST	ST	ST	IN	ST	IN	ST
Gamble	PL	PL	IN	IN	IN	IR	IR	IR	IR	IR	IR	IR	IR	IR	IR	IR	IR
Gardener	ST	ST	ST	ST	ST	ST	ST	ST	IN	IN	IN	IR	IR	IR	IR	IR	IR
Goodwin	PL	ST	ST	ST	ST	ST	ST	ST	PL	ST	PL	ST	PL	ST	PL	ST	PL
Grant	PL	PL	IN	IN	XX	IN	IN	PL	ST	ST	PL	PL	PL	PL	PL	ST	PL
Green	NR	NR	NR	NR	NR	NR	IN	IN	IN	IN	IN	XX	PL	ST	ST	ST	ST
Greenwood	PL	IN	IN	ST	ST	ST	ST	ST	ST	ST	ST	ST	PL	ST	ST	ST	ST
Gregory	IN	PL	PL	IN	IN	NF	NF	NF	NF	NF	NF	NF	NF	NF	NF	NF	NF
Haley	PL	ST	PL	PL	PL	PL	PL	PL	IN	IN	PL	ST	ST	ST	IN	XX	ST
Hendricks	PL	PL	PL	PL	PL	PL	PL	PL	PL	PL	PL	PL	PL	PL	PL	PL	PL
Irwin	PL	PL	PL	PL	PL	PL	PL	PL	PL	ST	ST	ST	ST	ST	ST	ST	ST
Johnson	PL	PL	PL	PL	IN	PL	PL	PL	PL	PL	IN	IN	IN	IN	IN	PL	PL
Kelly	IN	IN	PL	IN	IN	PL	NR	NR	NR	NR	NR	NR	NR	NR	NR	NR	NR
Konrad	ST	ST	IN	IN	PL	PL	ST	ST	ST	ST	ST	ST	ST	ST	IN	IN	IR
Lethridge	NR	NR	NR	NR	NR	NR	NR	IN	PL	PL	NR	NR	NR	NR	NR	NR	NR
Lucas	XX	XX	XX	PL	PL	PL	PL	PL	XX	PL	PL	PL	PL	XX	XX	PL	PL
Madison	ST	ST	ST	ST	ST	ST	ST	ST	IN	IN	IN	ST	ST	ST	ST	ST	ST
Mare	PL	PL	PL	PL	PL	PL	PL	PL	PL	PL	PL	PL	PL	PL	PL	PL	PL
Marion	ST	ST	ST	ST	ST	IN	ST	ST	ST	ST	ST	ST	ST	ST	ST	ST	ST
Mayes	PP	PP	PP	PP	PP	PP	PP	PP	PP	PP	PP	PP	PP	PP	PP	PP	PP
McDuffie	PP	PP	PP	PP	PP	PP	PP	PP	PP	PP	PP	PP	PP	PP	PP	PP	PP
McGarrahan	PL	PL	PL	PL	PL	PL	PL	PL	PL	PL	PL	PL	PL	PL	PL	PL	PL
McKnight	ST	ST	ST	ST	ST	ST	ST	ST	ST	ST	ST	ST	ST	ST	ST	PL	ST
McNow	3Q	3Q	3Q	3Q	3Q	3Q	3Q	3Q	3Q	3Q	3Q	3Q	3Q	3Q	3Q	3Q	3Q
Minor	PL	PL	PL	PL	PL	PL	PL	PL	PL	PL	PL	PL	PL	PL	PL	PL	PL
Mixon	ST	ST	ST	ST	ST	ST	ST	ST	ST	ST	ST	ST	ST	ST	ST	ST	ST
Moore	NR	NR	NR	NR	NR	NR	NR	NR	NR	NR	NR	NR	NR	NR	IN	PL	IN
Ogden	PL	PL	PL	PL	PL	PL	PL	PL	PL	PL	PL	PL	PL	PL	PL	PL	PL
Ogunleye	IN	IN	IN	PL	IN	PL	PL	PL	PL	IN	IN	IN	IN	IN	PL	PL	IN
Perry, E.	PL	PL	PL	PL	PL	PL	PL	PL	PL	PL	PL	PL	PL	PL	PL	PL	PL
Perry, T.	ST	ST	ST	ST	ST	ST	ST	ST	ST	ST	ST	ST	ST	ST	ST	ST	ST
Rodgers	ST	ST	ST	ST	ST	ST	ST	ST	ST	ST	ST	ST	ST	ST	IR	IR	IR
Ruddy	ST	ST	ST	ST	ST	ST	ST	ST	IN	ST	ST	ST	ST	ST	ST	ST	ST
Russell	ST	ST	PL	PL	PL	PL	PL	PL	PL	PL	PL	PL	PL	PL	PL	PL	PL
Smith	ST	ST	ST	ST	ST	ST	ST	ST	ST	ST	ST	ST	ST	ST	ST	ST	ST
Spriggs	ST	IR	IR	IR	IR	IR	IR	IR	IR	IR	IR	IR	IR	IR	IR	IR	IR
Surtain	ST	ST	ST	ST	ST	ST	ST	ST	ST	ST	ST	ST	ST	ST	ST	ST	ST
Swayne	NR	XX	PL	PL	ST	PL	PL	PL	PL	PL	PL	XX	PL	PL	PL	PL	PL
Taylor, H.	NR	NR	NR	NR	NR	NR	NR	NR	NR	NR	NR	IN	IN	IN	PL	PL	IN
Taylor, J.	ST	ST	ST	ST	ST	ST	ST	ST	ST	ST	ST	ST	ST	ST	ST	ST	ST
Thomas	ST	ST	ST	ST	ST	ST	ST	ST	ST	ST	ST	ST	ST	ST	ST	IN	ST
Turk	PL	PL	PL	PL	PL	PL	PL	PL	PL	PL	PL	PL	PL	PL	PL	PL	PL
Vincent	PS	PS	PS	PS	PS	PS	PS	PS	PS	PS	PS	IN	IN	IN	IN	IN	IN
Wade	ST	ST	ST	ST	IN	ST	ST	ST	ST	ST	ST	ST	ST	ST	ST	ST	ST
Walker	ST	ST	ST	ST	ST	ST	ST	IN	IN	IN	ST	ST	ST	ST	ST	ST	ST
Ward	IN	PL	PL	PL	PL	IN	IN	PL	PL	PL	PL	PL	PL	PL	PL	ST	ST
Weaver	PL	PL	ST	ST	ST	ST	PL	PL	PL	PL	PL	PL	PL	PL	ST	ST	PL
Wooden	IN	PL	PL	PL	PL	PL	PL	PL	PL	PL	PL	PL	PL	PL	IN	IN	PL

LEGEND

ST = STARTED

XX = DID NOT PLAY

NR = NOT ON ROSTER

PL = PLAYED

IR = INJURED RESERVE

NF = NON-FOOTBALL INJURY

IN = INACTIVE

PS = PRACTICE SQUAD

PP = PHYSICALLY

= PLAYOFF GAME

3Q = THIRD QUARTERBACK

UNABLE TO PERFORM

2001 GAME-BY-

OFFENSE

GAME	WR	LT	LG	C	RG
at Tennessee	Gadsden	Spriggs	Dixon	Ruddy	T. Perry
Oakland	Gadsden	Folau	Dixon	Ruddy	T. Perry
at St. Louis	Gadsden	Folau	Dixon	Ruddy	T. Perry
New England	Gadsden	Folau	Dixon	Ruddy	T. Perry
at New York Jets	Gadsden	Folau	Dixon	Ruddy	T. Perry
at Seattle	Gadsden	Folau	Dixon	Ruddy	T. Perry
Carolina	Gadsden	Folau	Dixon	Ruddy	T. Perry
at Indianapolis	Gadsden	Folau	Dixon	Ruddy	T. Perry
New York Jets	Gadsden	Folau	Dixon	Ruddy	T. Perry
at Buffalo	Gadsden	Folau	Dixon	Irwin	T. Perry
Denver	Gadsden	Folau	Irwin	Ruddy	T. Perry
Indianapolis	Gadsden	Folau	Irwin	Ruddy	T. Perry
at San Francisco	Gadsden	Folau	Irwin	Ruddy	T. Perry
at New England	Chambers	Folau	Irwin	Ruddy	T. Perry
Atlanta	Gadsden	Folau	Irwin	Ruddy	T. Perry
Buffalo	Ward	Folau	Irwin	Ruddy	T. Perry
Baltimore#	Gadsden	Folau	Irwin	Ruddy	T. Perry

DEFENSE

GAME	LE	LDT	RDT	RE	LLB
at Tennessee	Mixon	T. Bowens	Gardener	J. Taylor	Rodgers
Oakland	Mixon	Haley	Gardener	J. Taylor	Rodgers
at St. Louis	Mixon	T. Bowens	Gardener	J. Taylor	Rodgers
New England	Mixon	T. Bowens	Gardener	J. Taylor	Rodgers
at New York Jets	Mixon	T. Bowens	Gardener	J. Taylor	Rodgers
at Seattle	Mixon	T. Bowens	Gardener	J. Taylor	Rodgers
Carolina	Mixon	T. Bowens	Gardener	J. Taylor	Rodgers
at Indianapolis	Mixon	T. Bowens	Gardener	J. Taylor	Rodgers
New York Jets	Mixon	T. Bowens	Grant	J. Taylor	Rodgers
at Buffalo	Mixon	T. Bowens	Grant	J. Taylor	Rodgers
Denver	Mixon	T. Bowens	Haley	J. Taylor	Rodgers
Indianapolis	Mixon	T. Bowens	Haley	J. Taylor	Rodgers
at San Francisco	Mixon	T. Bowens	Haley	J. Taylor	Rodgers
at New England	Mixon	T. Bowens	Haley	J. Taylor	Rodgers
Atlanta	Bromell	T. Bowens	Mixon	J. Taylor	Galyon
Buffalo	Mixon	T. Bowens	Grant	J. Taylor	Galyon
Baltimore#	Mixon	T. Bowens	Haley	J. Taylor	Galyon

- Playoff Game

GAMES PLAYED-STARTED-DID NOT PLAY-INACTIVE: Andrew 8-0-0-8; *D. Bowens 9-0-0-4; T. Bowens 15-15-0-1; Bromell 16-1-0-0; Cesario 0-0-0-1; Chambers 16-7-0-0; Cousin 16-3-0-0; Dixon 10-10-0-1; Draper 0-0-0-16; Dyer 16-0-0-0; Fiedler 16-16-0-0; Fletcher 14-2-2-0; Folau 16-15-0-0; Freeman 16-4-0-0; Gadsden 14-14-0-2; Galyon 16-2-0-0; Gamble 2-0-0-3; Gardener 8-8-0-3; Goodwin 16-11-0-0; Grant 11-3-0-5; Green 4-0-1-6; Greenwood 14-12-0-2; Gregory 2-0-0-3; Haley 12-5-1-3; Hendricks 16-1-0-0; Irwin 16-7-0-0; Johnson 10-0-0-6; Kelly 2-0-0-4; Konrad 12-9-0-4; Lethridge 2-0-0-1; Lucas 10-0-6-0; Madison 13-13-0-3; Mare 1-0-0-0; Marion 15-15-0-1; McGarrahan 16-0-0-0; McKnight 16-15-0-0; McNown 0-0-0-16; Minor 16-0-0-0; Mixon 16-16-0-0; Moore 1-0-0-1; Ogden 16-0-0-0; Ogunleye 7-0-0-9; E. Perry 16-0-0-0; T. Perry 16-16-0-0; Rodgers 14-14-0-0; Ruddy 15-15-0-1; Russell 16-2-0-0; Smith 16-16-0-0; Spriggs 1-1-0-0; Surtain 16-16-0-0; Swayne 13-1-2-0; #H. Taylor 3-0-0-4; J. Taylor 16-16-0-0; Thomas 15-15-0-1; Turk 16-0-0-0; Vincent 0-0-0-5; Wade 15-15-0-1; Walker 13-13-0-3; Ward 13-0-0-3; Weaver 16-7-0-0; Wooden 13-0-0-3.

PLAYOFF GAMES PLAYED-STARTED-DID NOT PLAY-INACTIVE: Andrew 1-0-0-0; Baker 0-0-1-0; D. Bowens 1-0-0-0; T. Bowens 1-1-0-0; Bromell 1-0-0-0; Cesario 0-0-0-1; Chambers 0-0-0-1; Cousin 1-0-0-0; Draper 0-0-0-1; Dyer 1-1-0-0; Fiedler 1-1-0-0; Fletcher 0-0-1-0; Folau 1-1-0-0; Freeman 1-0-0-0; Gadsden 1-1-0-0; Galyon 1-1-0-0; Goodwin 1-0-0-0; Grant 1-0-0-0; Green 1-0-0-0; Greenwood 1-1-0-0; Haley 1-1-0-0; Hendricks 1-0-0-0; Irwin 1-1-0-0; Johnson 1-0-0-0; Lucas 1-0-0-0; Madison 1-1-0-0; Mare 1-0-0-0; Marion 1-1-0-0; McGarrahan 1-0-0-0; McKnight 1-1-0-0; McNown 0-0-0-1; Minor 1-0-0-0; Mixon 1-1-0-0; Moore 0-0-0-1; Ogden 1-0-0-0; Ogunleye 0-0-0-1; E. Perry 1-0-0-0; T. Perry 1-1-0-0; Ruddy 1-1-0-0; Russell 1-0-0-0; Smith 1-1-0-0; Surtain 1-1-0-0; Swayne 1-0-0-0; H. Taylor 0-0-0-1; J. Taylor 1-1-0-0; Thomas 1-1-0-0; Turk 1-0-0-0; Vincent 0-0-0-1; Wade 1-1-0-0; Walker 1-1-0-0; Ward 1-0-0-0; Weaver 1-1-0-0; Wooden 1-0-0-0.

GAME STARTERS

RT	TE	WR	QB	RB	FB
Wade	Chambers-WR	McKnight	Fiedler	L. Smith	Konrad
Wade	Goodwin	McKnight	Fiedler	L. Smith	Konrad
Wade	Goodwin	McKnight	Fiedler	L. Smith	Weaver-TE
Wade	Goodwin	McKnight	Fiedler	L. Smith	Weaver-TE
Swayne	Goodwin	McKnight	Fiedler	L. Smith	Weaver-TE
Wade	Goodwin	McKnight	Fiedler	L. Smith	Weaver-TE
Wade	Goodwin	McKnight	Fiedler	L. Smith	Konrad
Wade	Chambers-WR	McKnight	Fiedler	L. Smith	Konrad
Wade	Goodwin	McKnight	Fiedler	L. Smith	Konrad
Wade	Goodwin	McKnight	Fiedler	L. Smith	Konrad
Wade	Weaver	McKnight	Fiedler	L. Smith	Chambers-WR
Wade	Goodwin	McKnight	Fiedler	L. Smith	Konrad
Wade	Chambers-WR	McKnight	Fiedler	L. Smith	Konrad
Wade	Goodwin	McKnight	Fiedler	L. Smith	Konrad
Wade	Weaver	McKnight	Fiedler	L. Smith	Chambers-WR
Wade	Goodwin	Chambers	Fiedler	L. Smith	Weaver-TE
Wade	Weaver	McKnight	Fiedler	L. Smith	Dyer

MLB	RLB	LCB	RCB	SS	FS
Thomas	Russell	Surtain	Madison	Walker	Marion
Thomas	Russell	Surtain	Madison	Walker	Marion
Thomas	Cousin-CB	Surtain	Madison	Walker	Marion
Thomas	Greenwood	Surtain	Madison	Walker	Marion
Thomas	Greenwood	Surtain	Madison	Walker	Marion
Thomas	Greenwood	Surtain	Madison	Walker	Freeman
Thomas	Greenwood	Surtain	Madison	Walker	Marion
Thomas	Greenwood	Surtain	Madison	Freeman	Marion
Thomas	Greenwood	Surtain	Fletcher	Freeman	Marion
Thomas	Greenwood	Surtain	Fletcher	Freeman	Marion
Thomas	Greenwood	Surtain	Cousin	Walker	Marion
Thomas	Greenwood	Surtain	Madison	Walker	Marion
Thomas	Cousin-CB	Surtain	Madison	Walker	Marion
Thomas	Greenwood	Surtain	Madison	Walker	Marion
Thomas	Greenwood	Surtain	Madison	Walker	Marion
Hendricks	Greenwood	Surtain	Madison	Walker	Marion
Thomas	Greenwood	Surtain	Madison	Walker	Marion

INACTIVES: at **Tennessee:** Andrew, Draper, Gregory, Kelly, McNown (3rd QB), Ogunleye, Ward, Wooden. **OAKLAND:** Andrew, Bowens, Draper, Gamble, Greenwood, Kelly, McNown (3rd QB), Ogunleye. at **St. Louis:** Andrew, Draper, Gamble, Grant, Greenwood, Konrad, McNown (3rd QB), Ogunleye. **NEW ENGLAND:** Andrew, Draper, Gamble, Grant, Gregory, Kelly, Konrad, McNown (3rd QB). at **New York Jets:** Draper, Gamble, Gregory, Johnson, Kelly, McKnown (3rd QB), Ogunleye, Wade. at **Seattle:** Andrew, D. Bowens, Draper, Grant, Green, Marion, McNown (3rd QB), Ward. **CAROLINA:** Andrew, D. Bowens, Draper, Grant, Green, McNown (3rd QB), Ward. at **Indianapolis:** Andrew, D. Bowens, Draper, Green, Haley, Lethridge, McNown (3rd QB), Walker. **NEW YORK JETS:** Andrew, Draper, Gardener, Green, Haley, Madison, McNown (3rd QB), Walker. at **Buffalo Bills:** Draper, Gardener, Green, Madison, McNown (3rd QB), Ogunleye, Ruddy, Walker. **DENVER:** Dixon, Draper, Gardener, Johnson, Madison, McNown (3rd QB), Ogunleye. **INDIANAPOLIS:** Draper, Green, Johnson, McNown (3rd QB), Ogunleye, H. Taylor, Vincent. at **San Francisco:** Draper, Johnson, McNown (3rd QB), Ogunleye, H. Taylor, Vincent, Wooden. at **New England:** Draper, Gadsden, Johnson, McNown (3rd QB), Ogunleye, H. Taylor, Vincent. **ATLANTA:** Draper, Haley, Johnson, Konrad, McNown (3rd QB), Moore, Vincent. **BUFFALO:** Cesario, Draper, Gadsden, Konrad, McNown (3rd QB), Thomas, Vincent, Wooden.

PLAYOFF INACTIVES: **BALTIMORE:** Cesario, Chambers, Draper, McNown (3rd QB), Moore, Ogunleye, Vincent, H. Taylor.

*D. Bowens played in one game and was inactive for another with Washington in 2001. #H. Taylor played in one game and was inactive for another with Chicago in 2001.

2001 GAME-BY-GAME SUMMARIES

GAME 1

DOLPHINS 31, TITANS 23
September 9, 2001

Adelphia Coliseum
Nashville, TN

The Dolphins notched their tenth consecutive opening day victory, the second longest such streak in NFL history. Brock Marion returned the game's opening kickoff 55 yards to the Titans' 38, setting up an Olindo Mare 37-yard field goal seven plays later, 4:37 into the contest. After being stopped on three straight plays on the following series, the Titans re-gained possession at the Dolphins' 39 when Keith Bulluck recovered a Jeff Ogden fumbled punt. Tennessee could not capitalize, however, as they were forced to punt after the Dolphins' defense allowed just two yards over the next three plays. Lamar Smith gave the Dolphins a ten-point advantage when his four-yard touchdown run with 2:12 to play in the first quarter capped a nine-play, 88-yard drive that used 5:47 of the clock. The Dolphins converted a pair of third downs on the drive, including a 36-yard pass from Jay Fiedler to Chris Chambers on third-and-four, putting the Dolphins at the Titans' 48. One play prior to the score, Fiedler connected with Smith for an eight-yard completion on third-and-eight. Chambers' reception was one of two on the march, totaling 52 yards. The Titans penetrated Dolphins territory for the second time on the night when a 34-yard pass interference penalty on the Dolphins put the Titans at the Miami 45, while a 31-yard pass interference call gave Tennessee possession at the Dolphins' 33. A Daryl Gardener sack on third-and-10 ended the threat. Two plays afterward, however, the Titans scored their first points of the night when Bobby Myers recovered a Smith fumble and returned the loose ball 14 yards for a touchdown. The Dolphins responded five plays later when Fiedler hooked up with Oronde Gadsden for a 23-yard touchdown pass, two plays after the same tandem combined for a 31-yard completion on third-and-nine, putting the Dolphins at the Titans' 32. Faced with a third-and-2 from their own 35, the Dolphins extended their lead to 17 points with 5:56 remaining in the third quarter when Fiedler hit Smith on a screen pass and Smith raced 65 yards for a touchdown, marking the longest reception of Smith's career and the longest completion of Fiedler's NFL stint. Tennessee answered with its first offensive touchdown of the night four plays later when Steve McNair found Derrick Mason in the end zone for a 29-yard touchdown pass, with 3:57 to play in the third quarter. It was the second straight play that this pair connected with one another, as they combined for a 33-yard completion one play earlier. The Dolphins re-gained their 17-point lead with 8:15 to play in the game when Zach Thomas intercepted a Neil O'Donnell pass and went untouched into the end zone. For Thomas, it was his fourth career interception return for a touchdown, a new Dolphins all-time record. The Titans retaliated with a nine-play, 72-yard drive that ended with an 18-yard scoring pass from O'Donnell to Erron Kinney with 6:09 left in the game. The PAT try was off the mark. The Titans added a Joe Nedney 51-yard field goal with 3:02 to play, cutting their deficit to eight points. O'Donnell's pass into the end zone on the game's final play from midfield was knocked down by the Dolphins' defense.

MIAMI	10	7	7	7	-	31
TENNESSEE	0	7	7	9	-	23

TEAM	SCORE	DRIVE		QTR	CLOCK
		(Plays/Yards/Time)			
MIA	FG Mare 37	7/19/4:37	1	10:23	
MIA	Smith, 4 run (Mare kick)	9/88/5:47	1	2:12	
TEN	Myers, 14 fumble return (Nedney kick)		2	12:04	
MIA	Gadsden, 23 pass from Fiedler (Mare kick)	5/64/2:38	2	9:26	
MIA	Smith, 65 pass from Fiedler (Mare kick)	3/73/1:42	3	5:56	
TEN	Mason, 29 pass from McNair (Nedney kick)	4/80/1:59	3	3:57	
MIA	Thomas, 34 interception return (Mare kick)		4	8:15	
TEN	Kinney, 18 pass from O'Donnell (kick failed)	4/72/2:06	4	6:09	
TEN	FG Nedney 51	6/19/1:19	4	3:02	

ATT. - 68,798

	MIAMI	TENNESSEE
First Downs/Total-Rush-Pass-Penalty	11/4-7-0	19/5-10-4
Third Down Efficiency	5-14/35.7	4-14/28.6
Total Yards-Plays-Average	307-53-5.8	315-67-4.7
Rushes-Yards-Average	33-82-2.5	25-105-4.2
Net Yards Passing-Sacked-Yards Lost	225-0-0	210-2-18
Passes Attempted-Completed-Intercepted	20-12-0	40-16-3
Punts/Number-Average	8-43.5	8-39.5
Penalties/Number-Yards	9-128	12-77
Fumbles/Number-Lost	2-2	0-0
Time of Possession	31:07	28:53

INDIVIDUAL STATISTICS

RUSHING - Miami: Smith 25-55, 1 TD; Fiedler 7-25; Johnson 1-2.
Tennessee: George 18-49; O'Donnell 2-29; McNair 5-27.

PASSING – Miami: Fiedler 20-12-0, 225 yards, 2 TDs.

Tennessee: McNair 19-7-1, 118 yards, 1 TD; O'Donnell 21-9-2, 110 yards, 1 TD.

RECEIVING – Miami: Gadsden 4-74, 1 TD; Smith 3-70, 1 TD; Chambers 2-52; McKnight 2-25; Johnson 1-4.

Tennessee: Dyson 4-51; Sanders 3-47; Kinney 3-35, 1 TD; Mason 2-62, 1 TD; George 2-18; Wycheck 2-15.

INTERCEPTIONS – Miami: Thomas 1-34 yards, 1 TD; Madison 1-0 yards; Walker 1-0 yards.

Tennessee: None.

SACKS – Miami: Gardener 1; Taylor 1.

Tennessee: None.

MISSED FIELD GOALS – Miami: None.

Tennessee: None.

GAME 2

DOLPHINS 18, RAIDERS 15

September 23, 2001

Pro Player Stadium

Miami, FL

The Dolphins recorded their eighth straight win in a home regular season opener, and improved their record to 29-6-1 overall in home openers, as Jay Fiedler became just the third quarterback in team history to score two rushing touchdowns in the same game. The Raiders got on the board first with a Sebastian Janikowski 42-yard field goal with 5:19 to play in the first quarter. The score capped a 10-play, 56-yard drive that used 5:31 of the clock. Janikowski accounted for his second field goal in as many series when he hit on a 25-yarder, 5:01 into the second quarter. The 15-play drive, which covered 79 yards and utilized 7:18, was the longest in terms of plays by a Dolphins opponent since 1998. Rich Gannon completed six of nine passes for 57 yards on the march. The Raiders held the Dolphins scoreless until there were two seconds remaining in the first half when Fiedler scored from two yards out, on third-and-goal. Fiedler connected on four of five passes for 56 yards on the nine-play, 66-yard drive, including a nine-yard strike to Chris Chambers on third-and-five from the Oakland 19. On the third play of the second half, Derrick Gibson intercepted a Fiedler pass and returned it nine yards to the Dolphins' 35. That led to Janikowski's third field goal of the day, a 45-yarder three plays afterward. The Dolphins re-gained their one-point edge with two seconds left in the third quarter when Olindo Mare converted a 27-yard field goal, culminating a 10-play, 49-yard drive, in which Lamar Smith rushed for 20 yards. Just 2:19 into the fourth quarter, however, Raiders safety Anthony Dorsett intercepted a Fiedler pass intended for Chambers and returned it 26 yards for a touchdown. The run on the two-point conversion failed, but the Raiders held a 15-10 lead. The Dolphins could not get past their own 28 on each of their next three possessions. The Dolphins took over at their own 20 with 1:41 to play in the game and no timeouts, after they had forced the Raiders into a three-and-out while using each of their remaining two timeouts on the previous series. Fiedler completed each of his first four passes on the drive, totaling 61 yards, including a 27-yard pass to Chambers, putting the Dolphins at the Raiders' 19. His biggest completion was a nine-yarder to Dedric Ward on fourth-and-nine, giving Miami a first-and-goal from the nine. Fiedler then scrambled for seven yards, and after an incomplete pass, ran it himself again, this time culminating the 10-play, 80-yard drive with a two-yard touchdown run with five seconds remaining.

OAKLAND	3	3	3	6	–	15
MIAMI	0	7	3	8	–	18

TEAM	SCORE	DRIVE		QTR	CLOCK
		(Plays/Yards/Time)			
OAK	FG Janikowski 42	10/56/5:31	1	5:19	
OAK	FG Janikowski 25	15/79/7:18	2	9:59	
MIA	Fiedler, 2 run (Mare kick)	9/66/3:32	2	0:16	
OAK	FG Janikowski 45	4/8/2:04	3	11:10	
MIA	FG Mare 27	10/49/5:41	3	0:02	
OAK	Dorsett, 26 interception return (run failed)		4	12:41	
MIA	Fiedler, 2 run (McKnight run)	10/80/1:36	4	0:05	

ATT. – 73,404

	OAKLAND	MIAMI
First Downs/Total-Rush-Pass-Penalty	12/6-4-2	19/7-12-0
Third Down Efficiency	2-12/16.7	5-16/31.3
Total Yards-Plays-Average	216-52-4.2	359-69-5.2
Rushes-Yards-Average	26-96-3.7	34-144-4.2
Net Yards Passing-Sacked-Yards Lost	120-1-5	215-1-2
Passes Attempted-Completed-Intercepted	25-14-0	34-16-2
Punts/Number-Average	7-49.3	7-44.6
Penalties/Number-Yards	3-25	5-40
Fumbles/Number-Lost	1-0	1-0
Time of Possession	26:50	33:10

INDIVIDUAL STATISTICS

RUSHING – Miami: Smith 22-92; Fiedler 8-34, 2 TDs; Johnson 2-13; McKnight 1-4; Minor 1-1.

Oakland: Wheatley 15-44; Garner 7-30; Gannon 3-14; Crockett 1-8.

PASSING – Miami: Fiedler 34-16-2, 217 yards, 0 TDs.

Oakland: Gannon 25-14-0, 125 yards, 0 TDs.

RECEIVING – Miami: Gadsden 5-70; McKnight 3-48; Chambers 2-36; Ward 2-29; Smith 2-20; Minor 1-8; Weaver 1-6.
 Oakland: Garner 6-75; Brown 3-20; Wheatley 2-5; Jordan 1-16; Rice 1-7; Williams 1-2.

INTERCEPTIONS – Miami: None.
 Oakland: Dorsett 1-26 yards, 1 TD; Gibson 1-9 yards.

SACKS – Miami: Mixon 1.
 Oakland: Armstrong 0.5; Harris 0.5.

MISSED FIELD GOALS – Miami: None.
 Oakland: None.

GAME 3

RAMS 42, DOLPHINS 10
 September 30, 2001

Dome at America's Center
St. Louis, MO

The Dolphins allowed their most points and encountered their largest margin of defeat during the regular season since 1997. The Rams took the ball on the opening series of the game and traveled 76 yards in ten plays, en route to a three-yard touchdown pass from Kurt Warner to Ricky Proehl on third-and-goal, 6:50 into the contest. Warner connected on all eight of his pass attempts on the march, totaling 68 yards. The Dolphins evened the count with 2:41 to play in the first quarter when Jay Fiedler hit James McKnight for a 24-yard scoring pass, capping a five-play, 64-yard drive in which Miami was aided by a 15-yard unnecessary roughness penalty on the Rams, three plays prior to the touchdown. The Dolphins had moved to the Rams' six-yard line early in the second quarter, but on third-and-goal from the six, London Fletcher stripped the ball from Fiedler and Dexter McCleon recovered at the Rams' 30-yard line. Following the fumble recovery, St. Louis moved 70 yards in just four plays, culminating with a ten-yard touchdown pass from Warner to Marshall Faulk, 5:28 into the second quarter. Warner hit on all three of his attempts on the drive, totaling 52-yards, including a 35-yard strike to Torry Holt on the second play. The Dolphins answered with a 12-play, 62-yard drive that used 6:14 of the clock and ended with an Olindo Mare 26-yard field goal, 3:18 prior to the half. More than half the yardage on the drive was accounted for on a 33-yard completion from Fiedler to Chris Chambers, putting the Dolphins at the Rams' 22-yard line. St. Louis came right back and embarked on an eight-play, 68-yard drive that ended with a one-yard touchdown pass from Warner to Faulk on fourth-and-goal, on the final play of the first half. The key play on the drive was a 29-yard completion to Proehl, putting the Rams at the Dolphins' 14-yard line. Faulk rushed for 16 yards, while also catching two passes for nine yards, including the touchdown, on the march. The Dolphins were in Rams territory on the opening series of the second half, but Dre' Bly intercepted a Fiedler pass at the Rams' one-yard line to suppress the threat. From there, the Rams methodically moved down the field in 11 plays, ending with a one-yard touchdown run by Faulk, with 5:49 to play in the third quarter. Warner completed five of seven passes for 69 yards on the drive, and Faulk broke loose for a 25-yard run to the 11-yard line, two plays before the touchdown. St. Louis opened a 25-point lead with 6:39 to play in the game when Warner connected with Holt for a 45-yard touchdown pass. The Rams concluded the scoring with a Trug Canidate nine-yard touchdown run with 2:25 remaining. London Fletcher intercepted a Fiedler pass in the end zone on the game's final play with the Dolphins at the Rams' three-yard line.

MIAMI	7	3	0	0	-	10
ST. LOUIS	7	14	7	14	-	42

TEAM	SCORE	DRIVE		QTR	CLOCK
		(Plays/Yards/Time)			
STL	Proehl, 3 pass from Warner (Wilkins kick)	10/76/6:50	1	8:10	
MIA	McKnight, 24 pass from Fiedler (Mare kick)	5/64/2:23	1	2:41	
STL	Faulk, 10 pass from Warner (Wilkins kick)	4/70/1:50	2	9:32	
MIA	FG Mare 26	12/62/6:14	2	3:18	
STL	Faulk, 1 pass from Warner (Wilkins kick)	8/68/3:18	2	0:00	
STL	Faulk, 1 run (Wilkins kick)	11/99/5:36	3	5:49	
STL	Holt, 45 pass from Warner (Wilkins kick)	7/69/4:40	4	6:39	
STL	Canidate, 9 run (Wilkins kick)	5/24/3:00	4	2:25	

ATT. – 66,046

	MIAMI	ST. LOUIS
First Downs/Total-Rush-Pass-Penalty	15/4-9-2	27/7-17-3
Third Down Efficiency	4-10/40.0	7-11/63.6
Total Yards-Plays-Average	253-54-4.7	441-59-7.5
Rushes-Yards-Average	25-64-2.6	27-123-4.6
Net Yards Passing-Sacked-Yards Lost	189-2-15	318-1-10
Passes Attempted-Completed-Intercepted	27-19-2	31-24-0
Punts/Number-Average	3-41.0	3-32.0
Penalties/Number-Yards	5-30	9-59
Fumbles/Number-Lost	3-2	1-0
Time of Possession	28:08	31:52

INDIVIDUAL STATISTICS

RUSHING – Miami: Smith 19-48; Fiedler 4-9; Johnson 2-7.

St. Louis: Faulk 19-88, 1 TD; Canidate 4-19, 1 TD; Hakim 2-12; Hodgins 1-5; Warner 1-(-1).

PASSING – Miami: Fiedler 27-19-2, 204 yards, 1 TD..

St. Louis: Warner 31-24-0, 328 yards, 4 TDs.

RECEIVING – Miami: McKnight 5-73, 1 TD; Chambers 4-59; Gadsden 3-29; Johnson 3-17; Smith 2-16; Minor 1-5; Weaver 1-5.

St. Louis: Faulk 6-72, 2 TDs; Holt 4-111, 1 TD; Proehl 3-50, 1 TD; Bruce 3-36; Conwell 3-27; Hakim 3-18; Robinson 2-14.

INTERCEPTIONS – Miami: None.

St. Louis: Bly 1-0 yards; Fletcher 1-(-3) yards.

SACKS – Miami: Surtain 1.

St. Louis: Fletcher 1; Wistrom 1.

MISSED FIELD GOALS – Miami: None.

St. Louis: None.

GAME 4

DOLPHINS 30, PATRIOTS 10

October 7, 2001

Pro Player Stadium

Miami, FL

After falling behind 7-0 within the first three minutes, the Dolphins answered with 30 of the game's next 33 points to notch their fifth consecutive victory over the Patriots. On the Dolphins' first play from scrimmage, Mike Vrabel intercepted a Jay Fiedler pass and returned it 15 yards to the Miami 10-yard line, setting up an Antowain Smith nine-yard touchdown run two plays afterward. The Dolphins responded with a 14-play, 80-yard drive that ended with a Lamar Smith seven-yard touchdown run, with 3:39 remaining in the first quarter. The drive, which consumed 8:24 of the clock, saw Smith rush for 55 yards on eight attempts, including a 17-yard run one play prior to the score. All three of Fiedler's completions converted a third down. With 13 seconds to play in the opening quarter, Troy Brown muffed a punt and Terry Cousin recovered at the Patriots' nine-yard line, resulting in an Olindo Mare 19-yard field goal, 39 seconds into the second quarter. New England retaliated on their ensuing series with a 13-play, 56-yard drive that was capped by an Adam Vinatieri 37-yard field goal. The Dolphins took the lead for good when Fiedler found Jed Weaver for a 14-yard touchdown pass with seven seconds remaining in the first half. After the Dolphins began the drive at their own 36 with 2:37 on the clock, Fiedler completed all three pass attempts, totaling 33 yards, and also rushed for 15 yards on three carries. The Dolphins opened the second half with a 13-play, 56-yard drive that used 7:02 of the clock and ended with a Mare 34-yard field goal. Smith led the march with 45 yards rushing on six attempts. Miami built a 17-point advantage as time expired in the third quarter when Jason Taylor recovered a Tom Brady fumble and returned it one yard for a touchdown, the third fumble return for a touchdown of his career, marking the most-ever by a Dolphin. His three touchdowns also are the most by a lineman in club career annals. The Dolphins tacked on three more points with Mare's third field goal of the afternoon, from 27 yards out with 2:08 remaining in the contest.

NEW ENGLAND	7	3	0	0	-	10
MIAMI	7	10	10	3	-	30

TEAM	SCORE	DRIVE		QTR	CLOCK
		(Plays/Yards/Time)			
NE	Smith, 9 run (Vinatieri kick)	2/10/0:46		1	12:03
MIA	Smith, 7 run (Mare kick)	14/80/8:24		1	3:39
MIA	FG Mare 19	4/8/0:52		2	14:21
NE	FG Vinatieri 37	13/56/7:39		2	6:42
MIA	Weaver, 14 pass from Fiedler (Mare kick)	8/64/2:30		2	0:07
MIA	FG Mare 34	13/56/7:02		3	7:58
MIA	Taylor, 1 fumble return (Mare kick)			3	0:00
MIA	FG Mare 27	7/21/4:14		4	2:08

ATT. – 73,024

	NEW ENGLAND	MIAMI
First Downs/Total-Rush-Pass-Penalty	12/5-4-3	19/13-6-0
Third Down Efficiency	4-11/36.4	8-15/53.3
Total Yards-Plays-Average	149-51-2.9	296-65-4.6
Rushes-Yards-Average	23-80-3.5	44-209-4.8
Net Yards Passing-Sacked-Yards Lost	69-4-17	87-0-0
Passes Attempted-Completed-Intercepted	24-12-0	21-11-1
Punts/Number-Average	5-44.8	4-40.8
Penalties/Number-Yards	3-20	11-86
Fumbles/Number-Lost	3-3	0-0
Time of Possession	23:39	36:21

INDIVIDUAL STATISTICS

RUSHING – Miami: Smith 29-144, 1 TD; Fiedler 7-37; Minor 7-25; McKnight 1-3.

New England: Smith 14-47, 1 TD; Edwards 3-14; Faulk 4-10; Brady 2-9.

PASSING – Miami: Fiedler 21-11-1, 87 yards, 0 TDs.

New England: Brady 24-12-0, 86 yards, 0 TDs.

RECEIVING – Miami: Smith 3-23; Gadsden 2-21; McKnight 2-17; Weaver 1-14, 1 TD; Ward 1-10; Ogen 1-3; Minor 1-(-1).

New England: Brown 5-47; Faulk 2-15; Small 2-9; Patten 1-10; Edwards 1-4; Smith 1-1.

INTERCEPTIONS – Miami: None.

New England: Vrabel 1-15 yards.

SACKS – Miami: Gardener 2; Taylor 1; Bowens 0.5; Haley 0.5.

New England: None.

MISSED FIELD GOALS – Miami: None.

New England: None.

GAME 5

JETS 21, DOLPHINS 17

October 14, 2001

**Meadowlands
East Rutherford, NJ**

The Dolphins traveled 60 yards in 14 plays on the opening series of the game before Rick Lyle recovered a Lamar Smith fumble at the Jets' one-yard line. The Dolphins held the Jets deep in their own territory and then took over on their ensuing possession at the Jets' 49-yard line. On the first play of the drive, Jay Fiedler connected with Chris Chambers for a 26-yard completion to the Jets' 23-yard line. Three plays afterward, the Dolphins took the initial lead of the day, with 50 seconds to play in the first quarter, when Smith took a screen pass from Fiedler and went 14 yards for a touchdown. Miami took a 14-point advantage 5:36 into the second quarter when rookie Travis Minor broke loose for a 29-yard scoring run, his first NFL touchdown. The run capped an eight-play, 89-yard drive in which Ray Lucas completed a 28-yard pass to Chambers on third-and-one on the play prior to the score. The Dolphins expanded their lead to 17 points on the final play of the first half when Olindo Mare converted a 26-yard field goal, culminating a 15-play, 67-yard drive that used 6:56 of the clock. Fiedler completed five of seven passes for 57 yards on the march. The Jets accounted for their first points of the game 3:28 into the second half when Vinny Testaverde connected with Laveranues Coles for a 22-yard touchdown strike, capping a seven-play, 78-yard drive on New York's initial series of the half, in which Testaverde completed three of four passes for 41 yards and Martin rushed for 37 yards on three attempts. On the next play from scrimmage, Marvin Jones recovered a Lamar Smith fumble, and Curtis Martin brought the Jets to within three points of the lead on the following play when he scored on a 27-yard run. The Jets had an opportunity to tie the game at 17 with 1:37 to play in the third quarter, but John Hall's 43-yard field goal attempt went wide right. The Jets claimed their first lead of the afternoon with 12:08 to play in the game when Testaverde and Coles combined once again, this time for a 25-yard touchdown, capping a seven-play, 76-yard drive in which Testaverde completed all five of his pass attempts, totaling 61 yards. The Dolphins got to the Jets' six-yard line with just more than a minute to play in the game, but Marvin Jones intercepted a Fiedler pass in the end zone on first-and-goal. Miami got the ball back at their own 47 with 45 seconds remaining, but Victor Green picked off Fiedler's final pass attempt at the Jets' 21-yard line to secure New York's seventh straight win in this series.

MIAMI	7	10	0	0	–	17
N.Y. JETS	0	0	14	7	–	21

TEAM	SCORE	DRIVE		QTR	CLOCK
		(Plays/Yards/Time)			
MIA	Smith, 14 pass from Fiedler (Mare kick)	4/49/2:10		1	0:50
MIA	Minor, 29 run (Mare kick)	8/89/4:06		2	9:24
MIA	FG Mare 26 field goal	15/67/6:56		2	0:00
NYJ	Coles, 22 pass from Testaverde (Hall kick)	7/78/3:28		3	11:32
NYJ	Martin, 27 run (Hall kick)	1/27/0:09		3	11:04
NYJ	Coles, 25 pass from Testaverde (Hall kick)	7/76/3:24		4	12:08

ATT. – 78,823

	MIAMI	N.Y. JETS
First Downs/Total-Rush-Pass-Penalty	19/6-12-1	19/5-10-4
Third Down Efficiency	11-17/64.7	4-10/40.0
Total Yards-Plays-Average	348-66-5.3	268-50-5.4
Rushes-Yards-Average	29-115-4.0	25-128-5.1
Net Yards Passing-Sacked-Yards Lost	233-2-8	140-3-28
Passes Attempted-Completed-Intercepted	35-24-2	22-15-0
Punts/Number-Average	3-40.0	5-38.6
Penalties/Number-Yards	6-72	3-30
Fumbles/Number-Lost	2-2	1-0
Time of Possession	33:50	26:10

INDIVIDUAL STATISTICS

RUSHING – Miami: Smith 24-54; Minor 1-29; Fiedler 2-27; McKnight 1-3; Lucas 1-2.

New York: Martin 22-120, 1 TD; Anderson 1-5; Sowell 1-4; Testaverde 1-(-1).

PASSING – Miami: Fiedler 34-23-2, 213 yards, 1 TD; Lucas 1-1-0, 28 yards, 0 TDs.

New York: Smith 38-20-0, 178 yards, 1 TD.

RECEIVING – Miami: Gadsden 6-73; Smith 6-23, 1 TD; Chambers 3-53; Minor 2-35; Ward 2-17; Goodwin 2-14; Weaver 2-13; McKnight 1-13.

New York: Coles 5-77; 2 TDs; Becht 4-31; Chrebet 3-34; Martin 2-16; Anderson 1-10.

INTERCEPTIONS – Miami: None.

New York: Green 1-0 yards; Jones 1-0 yards..

SACKS – Miami: Thomas 1.5; Bromell 1; Greenwood 0.5.

New York: Ellis 1.5; Martin 0.5.

MISSED FIELD GOALS – Miami: None.

New York: Hall 43(S).

GAME 6

DOLPHINS 24, SEAHAWKS 20
October 28, 2001

Husky Stadium
Seattle, WA

Seattle had a first-and-goal from the Dolphins' six-yard line early in the game following a 64-yard completion from Matt Hasselbeck to Darrell Jackson on third-and-10 from the Seattle 30-yard line. The Dolphins' defense thwarted the threat with consecutive sacks by Daryl Gardener and Jason Taylor on second and third down, and Rian Lindell then missed wide left on a 35-yard field goal attempt. Willie Williams came up with his second interception of the first quarter when he picked off a Jay Fiedler pass at the Seahawks' 44-yard line with 4:39 to play in the period. The Dolphins' defense came up big once again as Patrick Surtain recovered a Shaun Alexander fumble at the Miami 39-yard line. A 15-yard personal foul penalty on the Seahawks following the recovery put the Dolphins at the Seahawks' 46-yard line. The Dolphins converted that turnover into an Olindo Mare 46-yard field goal six plays later, 1:26 into the second quarter. The Dolphins accounted for the first touchdown of the game with 5:39 to play in the first half when Jay Fiedler scrambled from the ten-yard line on third-and-six, and after a nine-yard gain fumbled into the end zone, where Travis Minor recovered the loose ball. The score capped a nine-play, 65-yard drive that used 5:02 of the clock. After the Seahawks were forced to punt following a three-and-out, Alex Bannister recovered a Jeff Ogden fumble on the punt at the Dolphins' 28-yard line. The Seahawks capitalized three plays later when Matt Hasselbeck hit Itula Mili for a 15-yard touchdown pass. After forcing the Dolphins into a three-and-out on the ensuing series, the Seahawks took over at their own 38-yard line and marched 62 yards in five plays, culminating with a 17-yard touchdown pass from Hasselbeck to Darrell Jackson with 42 seconds remaining in the first half. On the opening series of the second half, Seattle traveled 59 yards on 14 plays en route to a Rian Lindell 36-yard field goal. Hasselbeck completed four of five passes, totaling 24 yards, on the drive. The Dolphins tied the game with seven seconds to play in the third quarter on Lamar Smith's one-yard touchdown run on third-and-goal, capping an 11-play, 67-yard drive that used 6:38 of the clock. On the third play of the march, Fiedler connected with Chris Chambers for a 43-yard completion on third-and-10, putting the Dolphins at the Seahawks' 24-yard line. Seattle went back on top when Lindell hit on a 42-yard field goal with 8:37 remaining in the contest. The drive, which covered 46 yards in 12 plays, saw the Seahawks convert three third downs. The Dolphins answered once again five plays later when Fiedler found James McKnight in stride for a 39-yard touchdown pass with 6:16 to play in the game, putting Miami ahead by four points at 24-20. Two plays earlier, Fiedler and Chambers combined for a 21-yard completion to the Seahawks' 39-yard line. Seattle got to the Dolphins' 10 at the game's two-minute mark, but Lindell's 28-yard field goal attempt missed wide left. The Dolphins preserved the victory when Fiedler had a 16-yard run on a bootleg on third-and-13 from the Dolphins' 17-yard line with 1:44 to play in the contest.

MIAMI	0	10	7	7	-	24
SEATTLE	0	14	3	3	-	20

TEAM	SCORE	DRIVE		QTR	CLOCK
		(Plays/Yards/Time)			
MIA	FG Mare 46	6/19/2:50	2	13:34	
MIA	Minor, 1 fumble return (Mare kick)	9/65/5:02	2	5:39	
SEA	Mili, 15 pass from Hasselbeck (Lindell kick)	3/28/1:09	2	3:18	
SEA	Jackson, 17 pass from Hasselbeck (Lindell kick)	5/62/0:57	2	0:42	
SEA	FG Lindell 36	14/59/8:15	3	6:45	
MIA	Smith, 1 run (Mare kick)	11/67/6:38	3	0:07	
SEA	FG Lindell 42	12/46/6:30	4	8:37	
MIA	McKnight, 39 pass from Fiedler (Mare kick)	5/67/2:21	4	6:16	

ATT. – 59,108

	MIAMI	SEATTLE
First Downs/Total-Rush-Pass-Penalty	15/6-9-0	18/4-10-4
Third Down Efficiency	8-12/66.7	6-14/42.9
Total Yards-Plays-Average	289-55-5.3	302-69-4.9
Rushes-Yards-Average	34-76-2.2	30-96-3.2
Net Yards Passing-Sacked-Yards Lost	213-0-0	206-4-24
Passes Attempted-Completed-Intercepted	21-15-2	28-16-0
Punts/Number-Average	2-45.0	3-48.7

	MIAMI	SEATTLE
Penalties/Number-Yards	9-57	5-40
Fumbles/Number-Lost	3-2	3-2
Time of Possession	28:55	31:05

INDIVIDUAL STATISTICS

RUSHING – Miami: Fiedler 8-41; Smith 21-35, 1 TD; Minor 2-11; Lucas 2-0; Chambers 1-(-11).

Seattle: Alexander 23-87; Hasselbeck 4-9; Strong 2-2; Graham 1-(-2).

PASSING – Miami: Fiedler 21-15-2, 213 yards, 1 TD.

Seattle: Hasselbeck 28-16-0, 230 yards, 2 TDs.

RECEIVING – Miami: McKnight 8-94, 1 TD; Chambers 3-76; Gadsden 1-15; Konrad 1-15; Weaver 1-12; Smith 1-1.

Seattle: Jackson 5-121, 1 TD; Robinson 3-40; Engram 3-28; Fauria 2-16; Mili 2-16, 1 TD; Alexander 1-9.

INTERCEPTIONS – Miami: None.

Seattle: Williams 2-0 yards.

SACKS – Miami: Bromell 1; Gardener 1; Taylor 1; Bowens 0.5; Mixon 0.5.

Seattle: None.

MISSED FIELD GOALS – Miami: None.

Seattle: Lindell 35(WL), 28(WL).

GAME 7

DOLPHINS 23, PANTHERS 6
November 4, 2001

Pro Player Stadium
Miami, FL

On their first series of the game, the Dolphins drove 60 yards in 14 plays, ending with an Olindo Mare 36-yard field goal, with 3:54 to play in the first quarter. Jay Fiedler completed four of seven passes for 45 yards on the drive. The Panthers answered with an eight-play, 70-yard drive that ended with a John Kasay 27-yard field goal with 19 seconds remaining in the first quarter. The key play was a 31-yard completion from Chris Weinke to Isaac Byrd on the second play of the march, which put the Panthers at the Dolphins' 40-yard line. Weinke also scrambled for a 16-yard gain four plays prior to the score. On Miami's next possession, three minutes into the second quarter, the Dolphins lined up for a 37-yard field goal attempt, but Mare was stopped for a five-yard loss on a fake. On the next play from scrimmage, Patrick Surtain intercepted a Weinke pass and returned it 29 yards for his first NFL touchdown. Carolina came back to compile an eight-play, 66-yard drive that resulted in a Kasay 20-yard field goal, which occurred four plays after Weinke connected with Isaac Byrd for a 42-yard completion. Weinke completed three of four passes for 68 yards on the drive. The Panthers had a chance to cut the lead to one point, but Kasay's 51-yard field goal attempt with 2:20 to play in the first half went wide right. The Dolphins took advantage of that miss and traveled 32 yards in eight plays, en route to Mare's 45-yard field goal, with 1:01 left in the half. Carolina appeared as though they might put a dent into the lead when they took over at the Dolphins' 48-yard line after Jay Williams intercepted a Jay Fiedler pass, but the Panthers were stopped on forth-and-two from the 40. On the next play from scrimmage, Fiedler found James McKnight for a 40-yard completion to the Panthers' 20-yard line, and five plays afterward Fiedler hit Rob Konrad for a five-yard touchdown pass, five seconds into the fourth quarter. Mare added his third field goal of the afternoon, a 29-yarder with 6:03 remaining in the contest.

CAROLINA	3	3	0	0	–	6
MIAMI	3	10	0	10	–	23

TEAM	SCORE	DRIVE (Plays/Yards/Time)	QTR	CLOCK TIME
MIA	FG Mare 28	14/63/7:38	1	7:22
MIA	FG Mare 36	14/60/7:13	1	3:54
CAR	FG Kasay 27	8/70/3:35	1	0:19
MIA	Surtain, 29 interception return (Mare kick)		2	11:52
CAR	FG Kasay 20	8/66/4:56	2	6:56
MIA	FG Mare 45	8/32/1:19	2	1:01
MIA	Konrad, 5 pass from Fiedler (Mare kick)	6/60/3:02	4	14:55
MIA	FG Mare 29	8/73/3:59	4	6:03

ATT. – 72,597

	CAROLINA	MIAMI
First Downs/Total-Rush-Pass-Penalty	12/4-7-1	17/3-13-1
Third Down Efficiency	2-13/15.4	5-13/38.5
Total Yards-Plays-Average	281-57-4.9	337-63-5.3
Rushes-Yards-Average	20-103-5.2	29-59-2.0
Net Yards Passing-Sacked-Yards Lost	178-4-21	278-1-9
Passes Attempted-Completed-Intercepted	33-15-1	33-20-1
Punts/Number-Average	7-52.3	4-37.8
Penalties/Number-Yards	5-44	5-45
Fumbles/Number-Lost	2-0	0-0
Time of Possession	29:04	30:56

INDIVIDUAL STATISTICS

RUSHING – Miami: Smith 18-37; Minor 4-13; McKnight 1-9; Fiedler 4-4; Konrad 1-1; Mare 1-(-5).

Carolina: Huntley 12-49; Craig 3-20; Weinke 1-16; Smith 1-10; Hoover 3-8.

PASSING – Miami: Fiedler 33-20-1, 287 yards, 1 TD.

Carolina: Weinke 21-9-1, 158 yards, 0 TDs; Craig 8-4-0, 34 yards, 0 TDs; Lytle 4-2-0, 7 yards, 0 TDs.

RECEIVING – Miami: Gadsden 5-102; McKnight 4-67; Chambers 4-54; Minor 2-20; Konrad 2-13, 1 TD; Ogden 1-18; Goodwin 1-7; Weaver 1-6.

Carolina: Muhammad 4-45; Byrd 3-80; Walls 3-23; Huntley 2-13; Smith 1-29; Hoover 1-6; Mangum 1-3.

INTERCEPTIONS – Miami: Surtain 1-29 yards, 1 TD.

Carolina: Williams 1-0 yards.

SACKS – Miami: Bowens 1; Freeman 1; Taylor 1; Bromell 0.5; Ogunleye 0.5.

Carolina: Buckner 0.5; Rucker 0.5.

MISSED FIELD GOALS – Miami: None.

Carolina: Kasay 51(WR).

GAME 8

DOLPHINS 27, COLTS 24

November 11, 2001

RCA Dome
Indianapolis, IN

The Dolphins won for the fourth time in a row at the RCA Dome on the strength of a fourth quarter rally in which they outscored the Colts, 10-0. The Colts took the ball on the opening series of the game and put together a 15-play, 65-yard drive that consumed 9:24 of the clock and ended with a Mike Vanderjagt 25-yard field goal. Peyton Manning completed five of six passes for 50 yards on the march. The Dolphins took the lead three minutes later when rookie Travis Minor broke around right tackle and went down the sideline 56 yards for a touchdown. Indianapolis took over at the Dolphins' 22-yard line with six seconds to play in the first quarter when Mike Peterson intercepted a Jay Fiedler pass. The Colts capitalized four plays later when Manning hit Marvin Harrison in the end zone for an eight-yard touchdown pass, 1:30 into the second quarter. Miami re-gained the lead three plays afterward when Fiedler hit Chris Chambers for a 74-yard scoring strike on third-and-six, tying for the second-longest reception ever by a Dolphins rookie. The Dolphins tacked on three more points 21 seconds before the half when Olindo Mare capped a 10-play, 43-yard drive with a 31-yard field goal. Indianapolis gained possession at their own 42-yard line on their first series of the second half following a David Macklin interception. Then on the first play from scrimmage, Manning and Harrison combined for a 45-yard completion to the Dolphins' 13-yard line. The Colts then tied the game two plays later when Manning connected with Harrison for an 11-yard touchdown pass. The Colts took the lead at 24-17 with 8:06 to play in the third quarter when Manning and Harrison connected for a 40-yard touchdown pass, one play after Clifton Crosby recovered a Jeff Ogden fumbled punt. The Dolphins pulled to within four points of the lead 1:25 into the fourth quarter when Mare hit on a 31-yard field goal. The scoring drive started at the Colts' 33-yard line after Zach Thomas intercepted a Manning pass and returned it 17 yards. The Dolphins created a Colts turnover for the second time in as many series when Jason Taylor recovered a Dominic Rhodes fumble at the Dolphins' 41-yard line. Miami converted that into the eventual winning score when Fiedler found Chambers once again, this time for a 29-yard touchdown pass with 7:44 to play in the game. On the play prior to the score, Fiedler hit Chambers for a 10-yard completion on fourth-and-inches. Indianapolis' final offensive series ended on downs at their own 37-yard line. The key play came on third-and-13 from the Colts' 45 when Jason Taylor sacked Manning for a seven-yard loss.

MIAMI	7	10	0	10	-	27
INDIANAPOLIS	3	7	14	0	-	24

TEAM	SCORE	DRIVE		QTR	CLOCK
		(Plays/Yards/Time)			
IND	FG Vanderjagt 25	15/65/9:24	1	5:36	
MIA	Minor, 56 run (Mare kick)	5/68/2:57	1	2:39	
IND	Harrison, 8 pass from Manning (Vanderjagt kick)	4/22/1:36	2	13:30	
MIA	Chambers, 74 pass from Fiedler (Mare kick)	3/78/1:34	2	11:56	
MIA	FG Mare 31	10/43/3:07	2	0:21	
IND	Harrison, 11 pass from Manning (Vanderjagt kick)	3/58/1:17	3	12:57	
IND	Harrison, 40 pass from Manning (Vanderjagt kick)	1/40/0:06	3	8:06	
MIA	FG Mare 31	5/20/2:22	4	13:35	
MIA	Chambers, 29 pass from Fiedler (Mare kick)	7/59/3:06	4	7:44	

ATT. – 57,127

	MIAMI	INDIANAPOLIS
First Downs/Total-Rush-Pass-Penalty	14/5-9-0	19/4-12-3
Third Down Efficiency	5-14/35.7	4-12/33.3
Total Yards-Plays-Average	375-59-6.4	289-61-4.7
Rushes-Yards-Average	28-134-4.8	25-65-2.6
Net Yards Passing-Sacked-Yards Lost	241-1-18	224-3-29
Passes Attempted-Completed-Intercepted	30-17-2	33-20-2
Punts/Number-Average	6-44.3	6-43.5
Penalties/Number-Yards	9-65	5-25
Fumbles/Number-Lost	1-1	2-1
Time of Possession	29:00	31:00

INDIVIDUAL STATISTICS

RUSHING – Miami: Minor 7-71, 1 TD; Smith 18-53; Fiedler 2-8; Konrad 1-2.

Indianapolis: Rhodes 14-42; McDougal 10-18; Manning 1-5.

PASSING – Miami: Fiedler 29-17-2, 259 yards, 2 TDs; Lucas 1-0-0.

Indianapolis: Manning 33-20-2, 253 yards, 3 TDs.

RECEIVING – Miami: Gadsden 6-71; McKnight 4-31; Chambers 3-113, 2 TDs; Ward 2-26; Minor 2-18.

Indianapolis: Harrison 9-174, 3 TDs; Wilkins 4-20; Pollard 3-29; Wayne 2-18; Pathon 2-12.

INTERCEPTIONS – Miami: Thomas 1-17 yards; Madison 1-0 yards.

Indianapolis: Peterson 1-5 yards; Macklin 1-3 yards.

SACKS – Miami: Greenwood 1; Rodgers 1; Taylor 1.

Indianapolis: Scioli 1.

MISSED FIELD GOALS – Miami: None.

Indianapolis: None.

GAME 9

JETS 24, DOLPHINS 0
November 18, 2001

Pro Player Stadium
Miami, FL

The Jets won for the eighth straight time over the Dolphins, as Miami suffered their first shutout loss at home in 32 years. On their second series of the game, the Dolphins were at the Jets' 39-yard line, when Aaron Glenn intercepted a Jay Fiedler pass that caromed off the hands of James McKnight and raced 60 yards for a touchdown. Miami made it into New York territory on their ensuing possession but could not capitalize as Olindo Mare missed wide right on a 42-yard field goal attempt, his first miss in 2001 after 13 straight successful field goals. The Jets took a 14-0 lead with 1:44 to play in the first half when Vinny Testaverde hit Laveranues Coles for a 17-yard touchdown. The Jets had gained possession at the Dolphins' 35 after pinning Miami deep in its own territory. New York went up by 21 points on the Dolphins' initial offensive series of the second half when on fourth-and-one from the Jets' 32-yard line, Victor Green picked off a Fiedler pass and went 63 yards for a touchdown. The Dolphins had the ball once again in the Jets' end of the field early in the fourth quarter but were denied when Eric Ogbogu recovered a Fiedler fumble. New York added a John Hall 43-yard field goal with 5:12 remaining in the contest, six plays after Ray Mickens recovered a James McKnight fumble, Miami's fifth turnover of the day. Not including their one play drive that ended the first half, six of the Dolphins' 12 possessions on the day penetrated New York territory. Of those six drives, four were halted by turnovers, one by a missed a field goal, while they were forced to punt on another. For the Dolphins, it was their first home shutout loss since Cleveland defeated them, 28-0, on October 25, 1970, at the Orange Bowl. The Jets accumulated just 162 yards of total offense, the fewest ever by an opponent in a Dolphins loss.

N.Y. JETS	7	7	7	3	-	24
MIAMI	0	0	0	0	-	0

TEAM	SCORE	DRIVE (Plays/Yards/Time)	QTR	CLOCK TIME
NYJ	Glenn, 60 interception return (Hall kick)		1	3:13
NYJ	Coles, 17 pass from Testaverde (Hall kick)	4/35/0:49	2	1:44
NYJ	Green, 63 interception return (Hall kick)		3	8:15
NYJ	FG Hall 43	6/8/2:57	4	5:12

ATT. – 74,259

	NEW YORK	MIAMI
First Downs/Total-Rush-Pass-Penalty	11/6-4-1	15/5-10-0
Third Down Efficiency	3-13/23.1	5-14/35.7
Total Yards-Plays-Average	162-49-3.3	254-69-3.7
Rushes-Yards-Average	28-86-3.1	30-78-2.6
Net Yards Passing-Sacked-Yards Lost	76-0-0	176-3-12
Passes Attempted-Completed-Intercepted	21-10-0	36-24-3
Punts/Number-Average	8-48.3	6-40.5
Penalties/Number-Yards	1-10	4-21
Fumbles/Number-Lost	1-0	3-2
Time of Possession	25:30	34:30

INDIVIDUAL STATISTICS

RUSHING – Miami: Smith 19-53; Fiedler 4-14; Minor 6-9; McKnight 1-2.

New York: Martin 18-66; Jordan 3-29; Anderson 1-5; Moss 1-(-6); Testaverde 5-(-8).

PASSING – Miami: Fiedler 36-24-3, 188 yards, 0 TDs

New York: Testaverde 21-10-0, 76 yards, 1 TD.

RECEIVING – Miami: McKnight 9-66; Minor 5-23; Gadsden 3-34; Chambers 2-25; Smith 2-14; Weaver 1-13;

Ward 1-7; Goodwin 1-6.

New York: Martin 5-13; Coles 3-42, 1 TD; Anderson 1-13; Becht 1-8.

INTERCEPTIONS – Miami: None.

New York: Green 1-63 yards, 1 TD; Glenn 1-60 yards, 1 TD; Robinson 1-28 yards.

SACKS – Miami: Abraham 1; Lewis 1; Mickens 1.

New York: None.

MISSED FIELD GOALS – Miami: Mare 42(WR).

New York: None.

GAME 10

DOLPHINS 34, BILLS 27
November 25, 2001

Ralph Wilson Stadium
Orchard Park, NY

The Dolphins posted 24 fourth-quarter points, the second-most ever in the final period in team history, as they rallied from an 11-point fourth-quarter deficit to record their seventh win of the season. Five minutes into the game, Jay Fiedler completed a 42-yard pass to Oronde Gadsden before Nate Clements stripped the ball from Gadsden at the Bills' 10-yard line, and Clements recovered at the 15. The Dolphins' defense forced the Bills into a three-and-out and then took over at the Buffalo 39 following a 17-yard punt return by Dedric Ward. Fiedler then hit Gadsden for a 20-yard completion to the Bills' 19-yard line on the first play from scrimmage. Three plays after that completion, Fiedler scrambled 13 yards to the Bills' one-yard line on third-and-five, setting up a Lamar Smith one-yard scoring run three plays afterward, with 3:30 remaining in the first quarter. The Bills tied the game on the next play from scrimmage when Eric Moulds turned a short pass from Alex Van Pelt into an 80-yard touchdown. The Dolphins came up with their first turnover of the day when Patrick Surtain forced the ball loose from Moulds following a 26-yard reception at the Bills' 44, and Arturo Freeman recovered at the Dolphins' 48. The Dolphins re-gained the lead on an Olindo Mare 25-yard field goal with 8:45 left in the first half. The score occurred four plays after Brock Marion intercepted a Van Pelt pass and returned it 23 yards to the Bills' 10-yard line. The Bills took their first lead of the game with six seconds remaining in the first half when Van Pelt combined with Sheldon Jackson for a one-yard touchdown pass, capping a 14-play, 80-yard drive that used 4:04 of the clock. Van Pelt connected on seven of ten passes for 74 yards on the march, including a 22-yard completion to Peerless Price one play prior to the score, and a 17-yard strike to Reggie Germany on third-and-13 from the Dolphins' 40-yard line. The Bills expanded their lead to 11 points on the opening series of the second half when Van Pelt and Moulds combined once again, this time for a 54-yard touchdown strike, 3:02 into the half. The Dolphins cut the deficit to four points on the first play of the fourth quarter when Fiedler found Jed Weaver in the end zone for an eight yard touchdown pass, culminating a seven-play, 62-yard drive in which Fiedler completed all four of his pass attempts, totaling 45 yards, including three for 37 yards to Oronde Gadsden. On the play before the touchdown, Fiedler broke loose for a nine-yard run. Buffalo responded with a 13-play, 71-yard drive that ended with a Travis Henry eight-yard touchdown with 8:16 to play in the game. The key play came on third-and-eight from the Bills' 31-yard line when Jason Taylor stripped the ball from Van Pelt at the 31, and Buffalo's Sammy Morris recovered at the 41-yard line, giving the Bills a first down. The point after attempt failed. The Dolphins closed to within three points of the lead 4:09 later when Fiedler connected with Chris Chambers for a 22-yard touchdown pass, capping an eight-play, 60-yard drive. On the play before the touchdown, Fiedler completed a 16-yard pass to Dedric Ward on fourth-and-14 from the Bills' 38-yard line. On the third play of the drive, Ray Lucas connected with Jed Weaver for a 17-yard completion on third-and-one from the Dolphins' 49-yard line. After forcing Buffalo into a three-and-out, the Dolphins re-gained possession at their own 38-yard line, and traveled 41 yards in seven plays, en route to an Olindo Mare 39-yard field goal, with 1:11 to play in the game. On the ensuing kickoff, Patrick Surtain recovered a Nate Clements fumble that was caused by David Bowens, putting Miami at the Bills' 42-yard line with 1:05 remaining. After an incomplete pass, Fiedler connected on each of his next two attempts, both to Chambers, including a 32-yard touchdown strike with 48 seconds on the clock for the game-winning score. The Bills got as far as the Dolphins' 32-yard line on their final drive of the game before time expired.

MIAMI	7	3	0	24	–	34
BUFFALO	7	7	7	6	–	27

TEAM	SCORE	DRIVE		QTR	CLOCK
		(Plays/Yards/Time)			TIME
MIA	Smith, 1 run (Mare kick)	7/39/3:54		1	3:30
BUF	Moulds, 80 pass from Van Pelt (Arians kick)	1/80/0:23		1	3:07
MIA	FG Mare 25	4/3/0:55		2	8:45
BUF	Jackson, 1 pass from Van Pelt (Arians kick)	14/80/4:04		2	0:06
BUF	Moulds, 54 pass from Van Pelt (Arians kick)	6/88/3:02		3	11:58
MIA	Weaver, 8 pass from Fiedler (Mare kick)	7/62/2:53		4	14:56
BUF	Henry, 8 run (kick failed)	13/71/6:40		4	8:16
MIA	Chambers, 22 pass from Fiedler (Mare kick)	8/60/4:09		4	4:07
MIA	FG Mare 39	7/41/2:13		4	1:11
MIA	Chambers, 32 pass from Fiedler (Mare kick)	3/42/0:17		4	0:48

ATT. – 73,063

	MIAMI	BUFFALO
First Downs/Total-Rush-Pass-Penalty	19/5-13-1	21/6-12-3
Third Down Efficiency	5-15/33.3	6-14/42.9
Total Yards-Plays-Average	362-64-5.7	422-64-6.6
Rushes-Yards-Average	30-101-3.4	26-127-4.9

	MIAMI	BUFFALO
Net Yards Passing-Sacked-Yards Lost	261-2-16	295-4-14
Passes Attempted-Completed-Intercepted	32-19-0	34-21-1
Punts/Number-Average	6-46.7	6-38.7
Penalties/Number-Yards	8-62	10-71
Fumbles/Number-Lost	2-1	3-2
Time of Possession	31:45	28:15

INDIVIDUAL STATISTICS

RUSHING – Miami: Minor 8-38; Smith 17-37, 1 TD; Fiedler 4-28; Lucas 1-(-2).
 Buffalo: Henry 19-97, 1 TD; Bryson 4-26; Price 1-4; Morris 1-0; Van Pelt 1-0.

PASSING – Miami: Fiedler 31-18-0, 260 yards, 3 TDs; Lucas 1-1-0, 17 yards, 0 TDs.
 Buffalo: Van Pelt 34-21-1, 309 yards, 3 TDs.

RECEIVING – Miami: Gadsden 8-116; Chambers 5-101, 2 TDs; Weaver 2-25, 1 TD; Minor 1-18; Ward 1-16; McKnight 1-3; Smith 1-(-2).
 Buffalo: Moulds 6-196, 2 TDs; Centers 5-31; Riemersma 2-23; Germany 2-20; Price 2-19; McDaniel 1-8; Bryson 1-6; Morris 1-5; Jackson 1-1, 1 TD.

INTERCEPTIONS – Miami: Marion 1-23 yards.
 Buffalo: None.

SACKS – Miami: Bromell 2; Taylor 1.5; Mixon 0.5.
 Buffalo: Newman 1; Schobel 1.

MISSED FIELD GOALS – Miami: None.
 Buffalo: None.

GAME 11

DOLPHINS 21, BRONCOS 10
 December 2, 2001

Pro Player Stadium
Miami, FL

After trailing 10-0 entering the fourth quarter, the Dolphins posted 21 points in the final period and rallied for the victory, their seventh in a row over the Broncos during the regular season, and their 12th straight over an AFC West team in the regular season. Following a scoreless first quarter, the Broncos took a 3-0 lead with 7:01 to play in the second quarter on a Jason Elam 45-yard field goal, which capped a nine-play, 48-yard drive. The entire yardage total on the march came via the ground, including 33 yards on four attempts by Terrell Davis. Denver took the ball on the opening series of the second half and moved 75 yards in 13 plays, the final one coming on a four-yard touchdown pass from Brian Griese to Desmond Clark, 6:41 into the quarter. The Dolphins snapped a seven quarter scoreless streak at home on the second play of the fourth quarter when Jay Fiedler found Chris Chambers in the end zone for an 11-yard scoring strike, capping a seven-play, 58-yard drive that began in the third quarter and ended 1:15 into the final period. Fiedler completed all five of his pass attempts on the drive, totaling 70 yards, which included a 25-yard completion to James McKnight on third-and-one from the Broncos' 49-yard line. The Broncos had driven 36 yards to the Dolphins' 40-yard line on their ensuing drive before Kenny Mixon intercepted a Griese pass and went 56 yards for his first career touchdown to give Miami its first lead of the game. On the kick-off that followed, Jeff Ogden stripped the ball from Chris Cole, and Scott Galyon recovered at the Broncos' seven-yard line. That led to a Lamar Smith one-yard touchdown run two plays later. The Broncos got as far as the Dolphins' 20-yard line with just more than two minutes to play before they were stopped on downs, securing Miami's fifth fourth-quarter comeback win of the season.

DENVER	0	3	7	0	-	10
MIAMI	0	0	0	21	-	21

TEAM	SCORE	DRIVE (Plays/Yards/Time)	QTR	CLOCK TIME
DEN	FG Elam 45	9/48/3:56	2	7:01
DEN	Clark, 4 pass from Griese (Elam kick)	13/75/8:19	3	6:41
MIA	Chambers, 11 pass from Fiedler (Marre kick)	7/58/4:38	4	13:45
MIA	Mixon, 56 interception return (Mare kick)		4	9:51
MIA	Smith, 1 run (Mare kick)	2/7/0:37	4	8:59

ATT. – 73,938

	DENVER	MIAMI
First Downs/Total-Rush-Pass-Penalty	19/8-10-1	12/5-6-1
Third Down Efficiency	6-14/42.9	4-12/33.3
Total Yards-Plays-Average	273-66-4.1	218-50-4.4
Rushes-Yards-Average	32-147-4.6	22-42-1.9
Net Yards Passing-Sacked-Yards Lost	126-1-9	176-0-0
Passes Attempted-Completed-Intercepted	33-18-1	28-18-0
Punts/Number-Average	6-47.7	7-42.9
Penalties/Number-Yards	5-39	7-70
Fumbles/Number-Lost	3-1	1-1
Time of Possession	34:44	25:16

INDIVIDUAL STATISTICS

RUSHING – Miami: Smith 15-36, 1 TD; Lucas 1-3; Fiedler 4-2; Minor 2-1.

Denver: Davis 20-97; Anderson 6-24; Griese 3-13; Coleman 2-9; Carter 1-4.

PASSING – Miami: Fiedler 28-18-0, 176 yards, 1 TD.

Denver: Griese 33-18-1, 135 yards, 1 TD.

RECEIVING – Miami: Smith 5-43; McKnight 4-56; Chambers 3-35, 1 TD; Ward 3-27; Gadsden 2-11; Minor 1-4.

Denver: Cole 4-43; Coleman 4-32; De. Clark 4-31, 1 TD; Montgomery 3-17; Davis 2-0; Dominguez 1-12.

INTERCEPTIONS – Miami: Mixon 1-56 yards, 1 TD.

Denver: None.

SACKS – Miami: Bromell 1.

Denver: None.

MISSED FIELD GOALS – Miami: None.

Denver: None.

GAME 12

DOLPHINS 41, COLTS 6
December 10, 2001

Pro Player Stadium
Miami, FL

The Dolphins posted their highest point total since the 1995 season finale, recorded their largest margin of victory since the 1995 season-opener and won their first two games in the month of December for the first time since 1995. The Dolphins took the ball on the opening series of the game and marched 84 yards in 13 plays, en route to a Ray Lucas two-yard touchdown run. On the play prior to the score, Jay Fiedler connected with Travis Minor over the middle for a 29-yard completion on third-and-17. That pass capped a series in which Fiedler completed all six of his attempts, totaling 76 yards. Brock Marion intercepted a Peyton Manning pass just more than three minutes into the second quarter and returned it 37 yards to the Colts' eight-yard line, resulting in a Fiedler to Chris Chambers two-yard scoring pass three plays later, on third-and-goal. After the Colts had moved to the Dolphins' 41 on their ensuing possession, Manning was intercepted for the second time in as many series when Jason Taylor picked off a pass that was first tipped by Tim Bowens. That led to an 11-play, 53-yard drive that ended with a nine-yard touchdown run by Fiedler. Lamar Smith rushed for 19 yards on the march, including a two-yard gain on a fake field goal when the Dolphins faced a fourth-and-one. The PAT was blocked. The Colts came up with their first points of the night on a Mike Vanderjagt 35-yard field goal as time expired in the first half, capping a 10-play, 63-yard drive. Indianapolis scored on the opening series of the second half on Vanderjagt's 40-yard field goal, culminating a nine-play, 52-yard drive. That was as close as the Colts would get, however. Fiedler and Chambers combined for a 32-yard touchdown pass 2:23 into the fourth quarter, capping a six-play, 80-yard drive, with the key play being a 26-yard completion from Fiedler to James McKnight, which was immediately followed by a roughing-the-passer penalty on the Colts, putting the Dolphins at the Colts' 35-yard line. On the first play from scrimmage following the touchdown, Marion came up with his second interception of the game, one which he returned 41 yards to the Colts' 13-yard line, leading to a nine-yard touchdown pass from Fiedler to Oronde Gadsden two plays afterward. The Dolphins got the ball back one final time with 10:33 to play in the game, and did not relinquish it until there was just 17 seconds remaining, when Rob Konrad scored the first rushing touchdown of his NFL career on an 18-yard run, capping a 15-play, 78-yard drive, in which all 78 yards were accounted for on the ground.

INDIANAPOLIS	0	3	3	0	-	6
MIAMI	7	13	0	21	-	41

TEAM	SCORE	DRIVE (Plays/Yards/Time)	QTR	CLOCK TIME
MIA	Lucas, 2 run (Mare kick)	13/84/7:46	1	7:14
MIA	Chambers, 2 pass from Fiedler (Mare kick)	3/8/1:07	2	10:41
MIA	Fiedler, 9 run (kick blocked)	11/53/5:05	2	1:19
IND	FG Vanderjagt 35	10/63/1:19	2	0:00
IND	FG Vanderjagt 40	9/52/5:08	3	9:52
MIA	Chambers, 32 pass from Fiedler (Mare kick)	6/80/2:11	4	12:37
MIA	Gadsden, 9 pass from Fiedler (Mare kick)	2/13/0:45	4	11:31
MIA	Konrad, 18 run (Mare kick)	15/78/10:16	4	0:17

ATT. – 73,858

	INDIANAPOLIS	MIAMI
First Downs/Total-Rush-Pass-Penalty	16/4-11-1	24/12-11-1
Third Down Efficiency	2-8/25.0	9-14/64.3
Total Yards-Plays-Average	254-51-5.0	366-65-5.6
Rushes-Yards-Average	18-84-4.7	38-183-4.8
Net Yards Passing-Sacked-Yards Lost	170-1-3	183-1-8
Passes Attempted-Completed-Intercepted	32-19-3	26-18-0
Punts/Number-Average	3-52.7	3-31.0
Penalties/Number-Yards	2-25	4-40
Fumbles/Number-Lost	1-1	0-0
Time of Possession	24:52	35:08

INDIVIDUAL STATISTICS

RUSHING – Miami: Smith 28-107; Minor 4-28; Konrad 3-19, 1 TD; McKnight 1-18; Fiedler 1-9, 1 TD; Lucas 1-2.
 Indianapolis: Rhodes 17-79; Manning 1-5.

PASSING – Miami: Fiedler 26-18-0, 191 yards, 3 TDs.
 Indianapolis: Manning 32-19-3, 173 yards, 0 TDs.

RECEIVING – Miami: Gadsden 4-27, 1 TD; Chambers 3-36, 2 TDs; Minor 2-41; McKnight 2-26; Weaver 2-20; Ward 2-18; Smith 2-6; Konrad 1-17.
 Indianapolis: Harrison 7-84; Dilger 4-32; Rhodes 4-19; Pollard 3-27; Wayne 1-11.

INTERCEPTIONS – Miami: Marion 2-78 yards; Taylor 1-4.
 Indianapolis: None.

SACKS – Miami: Taylor 1.
 Indianapolis – Peter 1.

MISSED FIELD GOALS – Miami: None.
 Indianapolis: None.

GAME 13

49ERS 21, DOLPHINS 0
 December 16, 2001

3Com Park
San Francisco, CA

The Dolphins were shut out for the second time in the second year, the first time that they have suffered two or more shutouts in the same season since 1970, and the third time that it has happened overall in the team's 36-year history. The 49ers notched the first points of the game on a Kevan Barlow two-yard touchdown run, 6:14 into the contest. The score came seven plays after a Zack Bronson interception of a Jay Fiedler pass, followed by a fumble and a recovery by Lance Schulters at the 49ers' 44-yard line. The key play was a 23-yard run by Garrison Hearst to the Dolphins' 28-yard line five plays prior to the score. The 49ers extended their lead to 14 points with two seconds to play in the first quarter when Jeff Garcia connected with Eric Johnson for a 12-yard touchdown pass on third-and-eight, culminating a 13-play, 64-yard drive that used 6:58 of the clock. Garcia hit on four of his five pass attempts, totaling 41 yards on the march, including a six-yard completion to Terrell Owens on fourth-and-two from the Dolphins' 31-yard line. The 49ers had an opportunity to take a 17-point lead with 4:52 remaining in the first half, but a 41-yard field goal attempt by Jose Cortez went wide right. Barlow scored for the second time on the day when his one-yard run with 51 seconds to play in the third quarter capped a 17-play drive that began at the 49ers' two-yard line and consumed 11:05 of the period. Of the 49ers' 17 plays on the drive, 15 were runs, totaling 57 yards, including seven carries for 39 yards by Garrison Hearst. The Dolphins had their best opportunities to avoid the shutout on their final two series of the game, when they were in 49ers territory at the 26 and 35, respectively. Both possessions, however, ended in interceptions.

MIAMI	0	0	0	0	–	0
SAN FRANCISCO	14	0	7	0	–	21

TEAM	SCORE	DRIVE		QTR	CLOCK
		(Plays/Yards/Time)			
SF	Barlow, 2 run (Cortez kick)	7/56/3:43		1	8:46
SF	Johnson, 12 pass from Garcia (Cortez kick)	13/64/6:58		1	0:02
SF	Barlow, 1 run (Cortez kick)	17/98/11:05		3	0:51

ATT. – 68,223

	MIAMI	SAN FRANCISCO
First Downs/Total-Rush-Pass-Penalty	12/4-8-0	21/11-8-2
Third Down Efficiency	4-12/33.3	7-14/50.0
Total Yards-Plays-Average	174-49-3.6	285-70-4.1
Rushes-Yards-Average	15-67-4.5	50-152-3.0
Net Yards Passing-Sacked-Yards Lost	107-6-42	133-0-0
Passes Attempted-Completed-Intercepted	28-16-3	20-14-0
Punts/Number-Average	6-32.8	4-38.5
Penalties/Number-Yards	4-27	2-10
Fumbles/Number-Lost	2-1	2-0
Time of Possession	20:48	39:12

INDIVIDUAL STATISTICS

RUSHING – Miami: Fiedler 4-33; Smith 9-22; Minor 2-12
 San Francisco: Hearst 26-103; Barlow 14-39, 2 TDs; Jackson 2-17; Beasley 3-1; Rattay 2-0; Garcia 3-(-8).

PASSING – Miami: Fiedler 28-16-3, 149 yards, 0 TDs.
 San Francisco: Garcia 20-14-0, 133 yards, 1 TD.

RECEIVING – Miami: Minor 4-27; Gadsden 3-16; McKnight 2-40; Chambers 2-27; Ogden 2-24; Ward 2-18; Smith 1-(-3).
 San Francisco: Owens 4-43; Hearst 3-20; Stokes 2-20; Barlow 1-14; Jackson 1-13; Johnson 1-12, 1 TD; Beasley 1-9; Streets 1-2.

INTERCEPTIONS – Miami: None.
 San Francisco: Bronson 2-0 yards; Webster 1-16 yards.

SACKS – Miami: None.

San Francisco: Okeafor 2; Heard 1; Stubblefield 1; Young 1; Carter 0.5; Winborn 0.5.

MISSED FIELD GOALS – Miami: None.

San Francisco: Cortez 41(WR).

GAME 14

PATRIOTS 20, DOLPHINS 13
December 22, 2001

Foxboro Stadium
Foxboro, MA

In the final regular season game ever in Foxboro Stadium, the Patriots snapped a five-game losing streak to the Dolphins on the strength of 20 first-half points. New England traveled 52 yards to the Dolphins' 10-yard line on their first series of the game, but Miami's defense stopped Antowain Smith for no gain on fourth-and-one. The Patriots still went on to produce the first points of the game on the first play of the second quarter, when Smith scored from two yards out. New England began the drive at their own 48-yard line after Otis Smith recovered a Jed Weaver fumble. The key play on the scoring drive was a 23-yard completion from Kevin Faulk to Tom Brady on third-and-two, putting the Patriots at the Dolphins' 20-yard line. On the next play, Smith broke loose for an 18-yard gain to the two-yard line, leading to his touchdown run on the following play. After the Patriots forced the Dolphins into a three-and-out, Smith took off up the middle for a 44-yard gain to the Dolphins' 29-yard line on the next play from scrimmage. Three plays afterward, the Patriots took a 14-point advantage on a 23-yard touchdown pass from Brady to Patrick Pass, 4:02 into the second quarter. New England tacked on three more points with 4:31 remaining in the first half on an Adam Vinatieri 32-yard field goal, capping a 53-yard drive in which the Patriots were aided by a 15-yard unportsmanlike conduct penalty on the Dolphins. Ed Perry fumbled the ensuing kickoff and Fred Coleman recovered for the Patriots at the Dolphins' 42-yard line. That led to Vinatieri's second field goal in as many series, from 23 yards out, with 57 seconds to play in the half. The Dolphins scored for the first time in six quarters when Olindo Mare kicked a 36-yard field goal three seconds prior to the half. New England made it to the Dolphins' 29-yard line on the opening series of the second half, but were taken out of field goal range on a five-yard penalty and consecutive sacks by David Bowens and Terry Cousin, totaling 12 yards in losses. After taking over at their own six-yard line, the Dolphins then went 73 yards to the Patriots' 21 before Lamar Smith was stopped for no gain on fourth-and-one. Mare added another 36-yard field goal, 1:19 into the fourth quarter, capping a 10-play, 58-yard drive. The score came four plays after a 30-yard pass interference penalty on the Patriots gave the Dolphins a first-and-goal from the eight. But a 15-yard offensive pass interference penalty ensued three plays later. The Dolphins penetrated the Patriots' 10-yard line once again on their next possession, but Tebucky Jones forced the ball loose from Lamar Smith following a reception at the two-yard line, and Roman Phifer recovered with 8:51 to play in the game. The Dolphins embarked on their lone touchdown drive of the game from their own 21 with 4:00 to play. Ten plays later, Jay Fiedler found Jeff Ogden in the end zone for a 10-yard scoring strike, marking the Dolphins' first touchdown in the last eight quarters. Fiedler completed five of his six passes on the drive, totaling 64 yards, including a 22-yard connection to James McKnight on fourth-and-six from the Dolphins' 25-yard line. The Patriots' victory was secured when Fred Coleman recovered the ensuing onside kick.

MIAMI	0	3	0	10	-	13
NEW ENGLAND	0	20	0	0	-	20

TEAM	SCORE	DRIVE		QTR	CLOCK
		(Plays/Yards/Time)			
NE	Smith, 2 run (Vinatieri kick)	5/52/1:41	2	14:57	
NE	Pass, 23 pass from Brady (Vinatieri kick)	4/73/2:19	2	10:58	
NE	FG Vinatieri 32	10/53/5:22	2	4:31	
NE	FG Vinatieri 23	8/37/3:34	2	0:57	
MIA	FG Mare 36	7/38/0:54	2	0:03	
MIA	FG Mare 36	10/58/2:48	4	13:41	
MIA	Ogden, 10 pass from Fiedler (Mare kick)	10/79/2:32	4	1:28	

ATT. – 60,292

	MIAMI	NEW ENGLAND
First Downs/Total-Rush-Pass-Penalty	19/1-14-4	20/12-5-3
Third Down Efficiency	3-11/27.3	5-14/35.7
Total Yards-Plays-Average	368-58-6.3	313-67-4.7
Rushes-Yards-Average	19-58-3.1	44-196-4.5
Net Yards Passing-Sacked-Yards Lost	310-2-10	117-3-14
Passes Attempted-Completed-Intercepted	37-21-0	20-12-0
Punts/Number-Average	4-35.3	5-42.2
Penalties/Number-Yards	9-67	7-75
Fumbles/Number-Lost	3-3	1-0
Time of Possession	23:15	36:45

INDIVIDUAL STATISTICS

RUSHING – Miami: Smith 12-33; Fiedler 3-13; Minor 3-7; Ward 1-5.

New England: Smith 26-156, 1 TD; Redmond 11-35; Brown 2-7; Edwards 2-3; Brady 3-(-5).

PASSING – Miami: Fiedler 37-21-0, 320 yards, 1 TD.

New England: Brady 19-11-0, 108 yards, 1 TD; Faulk 1-1-0, 23 yards, 0 TDs.

RECEIVING – Miami: Chambers 7-124; McKnight 5-78; Weaver 3-53; Ogden 2-28, 1 TD; Smith 2-23; Konrad 1-7; Ward 1-7.

New England: Brown 5-59; Pass 2-29, 1 TD; Wiggins 2-8; Brady 1-23; Faulk 1-7; Edwards 1-5.

INTERCEPTIONS – Miami: None.

New England: None.

SACKS – Miami: D. Bowens 1; Cousin 1; T. Bowens 0.5; Grant 0.5

New England: Hamilton 1; Pleasant 1.

MISSSED FIELD GOALS – Miami: None.

New England: None.

GAME 15

DOLPHINS 21, FALCONS 14
December 30, 2001

Pro Player Stadium
Miami, FL

The Dolphins turned the Falcons away on downs twice at the one-yard line in the second half, the final time with just 47 seconds to play, as Miami clinched a playoff berth for the fifth year in a row and the 21st time in franchise history. The Dolphins' first offensive play of the game resulted in a Ray Buchanan interception that was returned 29 yards to the Dolphins' 29-yard line. That led to a Maurice Smith two-yard touchdown run five plays later. The Falcons had a chance to extend that lead on their next series, but Kenny Mixon blocked a Jay Feely 44-yard field goal attempt. The Dolphins tied the contest with 59 seconds remaining in the first quarter when Brock Marion picked off a Chris Chandler pass and raced 26 yards untouched for a score. The Dolphins took the lead for the first time with 1:02 to play in the first half when Jay Fiedler hit Travis Minor for a 17-yard touchdown pass, capping a nine-play, 67-yard drive in which the key play was a 14-yard completion from Fiedler to James McKnight on third-and-10, putting the Dolphins at the Atlanta 35-yard line. Fiedler also scrambled for 13 yards on third-and-five on the play prior to the score. Two plays later, Lorenzo Bromell stripped the ball from quarterback Michael Vick on a sack and Jason Taylor recovered at the Falcons' 30-yard line with 39 seconds remaining in the half. From there, Miami needed just four plays before Fiedler found Oronde Gadsden in the end zone. Fiedler completed all three of his passes, totaling 19 yards, on the drive, while Minor added an 11-yard run two plays before the score. Atlanta made it to the Dolphins' 31-yard line on their first possession of the second half, but that threat was thwarted when Patrick Surtain intercepted a Vick pass. The Falcons moved from their own 38-yard line to the Dolphins' four-yard line on their following series where they had a first-and-goal, but were turned back on two straight plays from the one-yard line. The key play was a 52-yard pass from Vick to Brian Finneran to give the Falcons a goal-to-go situation. The Falcons were at the Dolphins' 18-yard line with just more than ten minutes to play when Surtain picked off a Vick pass and went 41 yards to the Dolphins' 45-yard line. Surtain, however, fumbled when he had the ball knocked away by Finneran, and Bob Whitfield recovered at the Dolphins' 49-yard line. Vick hit Shawn Jefferson for a 48-yard completion on the next play from scrimmage, before Vick connected with Derek Rackley for a one-yard scoring pass on the ensuing play, cutting the Falcons' deficit to seven points. On their final possession of the game, Atlanta took over at their own 23 with 5:22 remaining. After his first pass fell incomplete, Vick went on to complete each of his next two passes, totaling 47 yards, including a 34-yard strike to Terrance Mathis as the Falcons made it into Miami territory. A ten-yard run by Vick gave the Falcons a first-and-goal from the four-yard line. After gaining three yards over their next two plays, the Falcons once again were denied by the Dolphins after having two shots from the one-yard line.

ATLANTA	7	0	0	7	–	14
MIAMI	7	14	0	0	–	21

TEAM	SCORE	DRIVE (Plays/Yards/Time)	QTR	CLOCK TIME
ATL	Smith, 2 run (Feely kick)	5/29/2:44	1	9:02
MIA	Marion, 26 interception return (Mare kick)		1	0:59
MIA	Minor, 17 pass from Fiedler (Mare kick)	9/67/3:25	2	1:02
MIA	Gadsden, 2 pass from Fiedler (Mare kick)	4/30/0:31	2	0:08
ATL	Rackley, 1 pass from Vick (Feely kick)	2/49/0:41	4	9:16

ATT. – 73,559

	ATLANTA	MIAMI
First Downs/Total-Rush-Pass-Penalty	21/7-12-2	12/3-9-0
Third Down Efficiency	6-14/42.9	3-12/25.0
Total Yards-Plays-Average	388-72-5.4	226-52-4.3
Rushes-Yards-Average	37-152-4.1	20-50-2.5
Net Yards Passing-Sacked-Yards Lost	236-4-29	176-3-15
Passes Attempted-Completed-Intercepted	31-18-3	29-16-1
Punts/Number-Average	4-42.0	7-37.4
Penalties/Number-Yards	5-37	5-48
Fumbles/Number-Lost	1-1	2-2
Time of Possession	36:52	23:08

INDIVIDUAL STATISTICS

RUSHING – Miami: Minor 9-33; Fiedler 4-13; Smith 7-4.

Atlanta: Vick 5-63; Smith 15-38, 1 TD; Christian 10-33; Thomas 7-18.

PASSING – Miami: Fiedler 29-16-1, 191 yards, 2 TDs.

Atlanta: Chandler 11-7-1, 51 yards, 0 TDs; Vick 20-11-2, 214 yards, 1 TD.

RECEIVING – Miami: Minor 7-65, 1 TD; Gadsden 3-15, 1 TD; Chambers 2-44; Weaver 2-36; McKnight 2-31.

Atlanta: Mathis 4-62; Christian 4-33; Martin 3-24; Jefferson 2-57; Kozlowski 2-24; Finneran 1-52; Smith 1-12; Rackley 1-1, 1 TD.

INTERCEPTIONS – Miami: Surtain 2-45 yards; Marion 1-26 yards, 1 TD.

Atlanta: Buchanan 1-29 yards.

SACKS – Miami: Thomas 1.5; Bromell 1; Cousin 1; Taylor 0.5.

Atlanta: Kerney 1.5; Smith 1; Dronett 0.5.

MISSED FIELD GOALS – Miami: None.

Atlanta: Feely 44(B).

GAME 16

DOLPHINS 34, BILLS 7
January 6, 2002

Pro Player Stadium
Miami, FL

The Dolphins clinched the number four seed in the AFC playoffs and a home game in the first round of the playoffs with their win in a game that was originally scheduled for September 16, but postponed along with the other NFL week two games because of the terrorist attacks. The Dolphins took a 3-0 lead with 3:33 to play in the first quarter on an Olindo Mare 22-yard field goal, capping a 10-play, 40-yard drive, in which Lamar Smith rushed for 25 yards. Miami had a chance to increase its lead, but Mare's 49-yard field goal attempt on the fourth play of the second quarter fell short of the cross bar. After the Dolphins forced the Bills into a three-and-out, Jeff Ogden returned the ensuing punt 48 yards to the Bills' 30-yard line, leading to a six-yard scoring run by Smith, four plays afterward. The Dolphins opened a 13-point advantage on the final play of the first half on Mare's 20-yard field goal. The Bills closed the margin to six points on their first series of the second half when a seven-play, 84-yard drive culminated with a 12-yard touchdown pass from Travis Brown to Larry Centers. Brown completed all four of his passes on the drive, totaling 70 yards, including a 34-yard strike to Jay Riemersma two plays prior to the score. The Dolphins went back up by 13 points on the third play of the fourth quarter when Jay Fiedler connected with James McKnight for a 16-yard touchdown pass. Smith rushed for 27 yards on the drive, but the key play was a 15-yard unnecessary roughness penalty on Buffalo after they had apparently stopped the Dolphins on third-and-nine from their own 38-yard line. On the Bills' next series, Scott Galyon came up with the first interception of his career as he picked off a Travis Brown pass at the Bills' 43-yard line, leading to a Jay Fiedler 18-yard touchdown run six plays later. For Fiedler it was his fourth rushing touchdown of the season, tying a Dolphins single-season record for quarterbacks, first set by David Woodley in 1981. On their following possession, the Bills marched 64 yards to the Dolphins' four-yard line where they had a first-and-goal, before being turned away on downs. The Bills were at the Dolphins' 11-yard line on the final play of the game, when Brock Marion intercepted a Travis Brown pass at the goal line and went 100 yards for his second touchdown in as many games. For the Dolphins, it was their fifth interception return for a touchdown on the year and their sixth defensive score, both club single-season records.

BUFFALO	0	0	7	0	-	7
MIAMI	3	10	0	21	-	34

TEAM	SCORE	DRIVE (Plays/Yards/Time)	QTR	CLOCK TIME
MIA	FG Mare 22	10/40/4:57	1	3:33
MIA	Smith, 6 run (Mare kick)	4/30/2:43	2	10:28
MIA	FG Mare 20	8/37/4:01	2	0:00
BUF	Centers, 12 pass from Brown (Graham kick)	7/84/4:24	3	5:28
MIA	McKnight, 16 pass from Fiedler (Mare kick)	7/63/3:20	4	13:31
MIA	Fiedler, 18 run (Mare kick)	6/43/2:36	4	8:03
MIA	Marion, 100 interception return (Mare kick)		4	0:00

ATT. – 73,428

	BUFFALO	MIAMI
First Downs/Total-Rush-Pass-Penalty	16/3-12-1	21/12-6-3
Third Down Efficiency	2-13/15.4	5-14/35.7
Total Yards-Plays-Average	250-59-4.2	289-62-4.7
Rushes-Yards-Average	17-39-2.3	43-202-4.7
Net Yards Passing-Sacked-Yards Lost	211-2-9	87-3-23
Passes Attempted-Completed-Intercepted	40-18-3	16-9-0
Punts/Number-Average	6-41.2	5-46.4
Penalties/Number-Yards	5-36	7-56
Fumbles/Number-Lost	2-0	1-0
Time of Possession	24:16	35:44

INDIVIDUAL STATISTICS

RUSHING – Miami: Smith 30-158, 1 TD; Fiedler 7-24, 1 TD; Ward 1-16; Minor 3-3; Lucas 2-1.
Buffalo: Bryson 12-16; Brown 1-10; Morris 2-9; Centers 2-4.

PASSING – Miami: Fiedler 16-9-0, 110 yards, 1 TD.

Buffalo: Van Pelt 7-3-1, 19 yards, 0 TDs; Brown 33-15-2, 201 yards, 1 TD.

RECEIVING – Miami: Ward 4-34; Chambers 3-48; McKnight 1-16, 1 TD; Weaver 1-12.

Buffalo: Moulds 6-82; Riemersma 4-40; Price 3-51; Centers 3-34, 1 TD; Black 1-15; Bryson 1-(-2).

INTERCEPTIONS – Miami: Marion 1-100 yards, 1 TD; Freeman 1-0 yards; Galyon 1-0 yards.

Buffalo: None.

SACKS – Miami: Galyon 1; T. Bowens 0.5; Taylor 0.5

Buffalo: Office 1; Prioleau 1; Jones 0.5; Newman 0.5.

MISSED FIELD GOALS – Miami: Mare 49(S).

Buffalo: None.

2001-02 ROSTER MOVES

(Daily transactions from July 9, 2001, through the last day of the regular season, January 6, 2002, plus play-off and off-season moves)

Date	Player/Coach	Transaction	Terms
July 9	TE/T Shawn Draper (DC#5)	Signed	3 Years
July 11	TE Brody Heffner-Liddiard	Released	
	S Kevin Williams	Released	
July 12	DE Otis Leverette (DC#6c)	Signed	3 Years
	WR Brian Alford	Released	
July 20	DE Jason Taylor	Signed Franchise Tender	1 Year
July 23	DE Jason Taylor	Signed	6 Years
	WR Chris Chambers (DC#2)	Signed	4 Years
	RB Travis Minor (DC#3a)	Signed	3 Years
	LB Morlon Greenwood (DC#3b)	Signed	3 Years
	QB Josh Heupel (DC#6b)	Signed	3 Year
July 24	LB Scott Galyon	Placed on Active/PUP	
	TE Alonzo Mayes	Placed on Active/PUP	
	WR O.J. McDuffie	Placed on Active/PUP	
	WR Damon Savage	Waived/Failed Physical	
	WR Corey Bridges	Signed	
July 25	CB Jamar Fletcher (DC#1)	Signed	5 Years
	LB Rick Crowell (DC#6d)	Signed	3 Years
	S Shawn Forte	Released	
	LB Rick Crowell	Placed on Active/PUP	
July 28	T Brent Smith	Placed on Injured Reserve (knee)	
	T Spencer Folau	Signed	
July 30	WR Ronnie Anderson	Waived	
	WR LaVell Boyd	Signed	
July 31	LB Scott Galyon	Activated off Active/PUP	
Aug. 1	CB Jeff Harris	Waived/Injured	
	DT Otis Pitts	Signed	
Aug. 8	WR Albert Johnson	Waived/Injured	
	WR Daniel Guy	Awarded off Waivers (from New Orleans)	
	LB Rick Crowell	Activated off Active/PUP	
Aug. 15	P Chris Hanson	Waived	
	G Dan Palmer	Reached Injury Settlement	
	DT Otis Pitts	Reached Injury Settlement	
	G Jamie Nails	Signed	
Aug. 20	LB Rick Crowell	Waived/Injured	
Aug. 22	QB Cade McNown	Acquired from Chicago in addition to a 7th-round draft choice in 2002, in exchange for a 6th-round pick in 2002 and a conditional 7th-round pick in 2003.	
Aug. 23	T Jim Harding	Waived	
Aug. 26	C Jason Andersen	Waived	
	DE Rameel Connor	Waived	
	DE Devon Finn	Waived	
	WR David Foye	Waived	
	LB Aaron Gatten	Waived	
	DT Buck Gurley	Waived	
	WR Daniel Guy	Waived	
	FB Matt Kalapinski	Waived	
	CB Zebbie Lethridge	Waived	

Date	Player/Coach	Transaction	Terms
	T Michael Lies	Waived	
	S Nick Sorensen	Waived	
Aug. 28	LB Nate Hemsley	Waived	
	WR LaVell Boyd	Waived/Injured	
	WR Josh Heupel	Waived/Injured	
Sept. 2	G Ben Adams	Waived	
	WR Robert Baker	Waived	
	WR Corey Bridges	Waived	
	LB Paris Johnson	Waived	
	DE Otis Leverette	Waived	
	CB Deshone Mallard	Waived	
	LB Tyrus McCloud	Waived	
	S Daryl Porter	Waived	
	RB Vaughn Sanders	Waived	
	T Brandon Winey	Waived	
	G Jamie Nails	Contract Terminated	
	T Anthony Cesario	Waived/Injury Settlement	
	QB Mike Quinn	Waived/Injured	
	WR Alonzo Mayes	Placed on Reserve/PUP	
	WR O.J. McDuffie	Placed on Reserve/PUP	
Sept. 3	WR Robert Baker	Signed to Practice Squad	
	WR Corey Bridges	Signed to Practice Squad	
	T Brandon Winey	Signed to Practice Squad	
Sept. 4	RB Autry Denson	Waived	
	CB Jeff Harris	Waived off Injured Reserve	
	T Dan Palmer	Waived off Injured Reserve	
	WR Ronney Daniels	Signed to Practice Squad	
	G Andy Vincent	Signed to Practice Squad	
Sept. 5	S Scott McGarrahan	Signed	
Sept. 11	T Marcus Spriggs	Placed on Injured Reserve (knee)	
	T Harry Swayne	Signed	
	WR Corey Bridges	Released off Practice Squad	
	RB Derek Combs	Signed to Practice Squad	
Sept. 12	WR Ronney Daniels	Released off Practice Squad	
	C Chris Lorenti	Signed to Practice Squad	
Sept. 18	RB Derek Combs	Released off Practice Squad	
	C Chris Lorenti	Released off Practice Squad	
	WR Ronney Daniels	Signed to Practice Squad	
	RB Reuben Droughns	Signed to Practice Squad	
	QB Josh Heupel	Waived off Injured Reserve	
Sept. 26	WR Ronney Daniels	Released off Practice Squad	
	RB Derek Combs	Signed to Practice Squad	
Oct. 2	RB Derek Combs	Released off Practice Squad	
	LB Kevin Rollins	Signed to Practice Squad	
Oct. 9	LB Kevin Rollins	Released off Practice Squad	
	G Ray Redziniak	Signed to Practice Squad	
Oct. 10	RB Reuben Droughns	Signed to Detroit's Active Roster off Practice Squad	
	RB Vaughn Sanders	Signed to Practice Squad	
Oct. 16	DT Damian Gregory	Placed on Reserve/NFI	
Oct. 22	DE David Bowens	Signed	
	G Ray Redziniak	Released off Practice Squad	
	WR Ronney Daniels	Signed to Practice Squad	
Oct. 23	S Trent Gamble	Placed on Injured Reserve	
	S Ray Green	Signed	
Nov. 1	CB Ben Kelly	Waived	
Nov. 7	CB Zebbie Lethridge	Signed	
Nov. 20	RB Vaughn Sanders	Released off Practice Squad	
	G Anthony Cesario	Signed to Practice Squad	
Nov. 27	CB Zebbie Lethridge	Waived	
Dec. 4	G Mark Dixon	Placed on Injured Reserve (fibula)	
	DT Daryl Gardener	Placed on Injured Reserve (back)	
	DT Henry Taylor	Signed	2 Years
Dec. 5	G Andy Vincent	Signed to Active Roster from Practice Squad	
	RB Jerry Westbrook	Signed to Practice Squad	
Dec. 11	T Brandon Winey	Signed off Practice Squad to Denver's 53-man Roster	
	T Cornell Green	Signed to Practice Squad	
Dec. 26	LB Derrick Rodgers	Placed on Injured Reserve (shoulder)	
	LB Corey Moore	Signed	2 Years
Dec. 31	G Anthony Cesario	Signed to 53-man roster from Practice Squad	3 Years
Jan. 8	RB Jerry Westbrook	Released off Practice Squad	
	DE Rod Kelly	Signed to Practice Squad	
	G James Wagstaff	Signed to Practice Squad	

Date	Player/Coach	Transaction	Terms
Jan. 12	FB Rob Konrad	Placed on Injured Reserve (ribs)	
	WR Robert Baker	Signed to 53-man roster from practice squad	
	RB Marlon Barnes	Signed to "future" contract	
	FB Matt Kalapinski	Signed to "future" contract	
	CB Zebbie Lethridge	Signed to "future" contract	
	DT Otis Pitts	Signed to "future" contract	
	S Scott Shields	Signed to "future" contract	
	RB Jerry Westbrook	Signed to "future" contract	
	DE Rod Kelly	Signed to "future" contract	
	G James Wagstaff	Signed to "future" contract	

OFF-SEASON MOVES

Jan. 15	S Delvin Brown	Signed to "future" contract	
	WR Ronney Daniels	Signed to "future" contract	
	T Cornell Green	Signed to "future" contract	
	WR Margin Hooks	Signed to "future" contract	
	T Jerry Jackson	Signed to "future" contract	
	DE Rod Kelly	Signed to "future" contract	
	LB Kevin Rollins	Signed to "future" contract	
	S Joshua Symonette	Signed to "future" contract	
	G James Wagstaff	Signed to "future" contract	
	DE Al Wallace	Signed to "future" contract	
Jan. 17	G Jim Bundren	Signed to "future" contract	
	WR Joey Getherall	Signed to "future" contract	
Jan. 22	K Vitaly Pisetsky	Signed to "future" contract	
Jan. 28	Eddie Jones	Announced retirement as President following 2002	
	Bryan Wiedmeier	Named Executive VP/C.O.O.	
	Rick Spielman	Named Senior VP-Football Operations/Player Personnel	
	Harvey Greene	Named Senior VP-Media Relations	
	Jim Ross	Named Senior VP-Sales & Marketing	
Feb. 5	Norv Turner	Named Assistant Head Coach/Offensive Coordinator	
Feb. 13	QB Jay Fiedler	Signed	5 Years
	Dave Wannstedt	Signed Contract Extension	1 Year
Feb. 21	S Shawn Wooden	Signed Contract Extension	1 Year
	LB Scott Galyon	Released	
	TE Hunter Goodwin	Released	
	G Heath Irwin	Released	
	WR Damon Savage	Released	
Feb. 27	DT Damian Gregory	Waived	
	WR Darnell McDonald	Signed	2 Years
	DT Dario Romero	Signed	2 Years
Feb. 28	DT Tim Bowens	Waived	
	S Brock Marion	Waived	
	WR O.J. McDuffie	Waived	
	DT Tim Bowens	Re-Signed	3 Years
			+ 2 Options
	TE Jed Weaver	Tendered Qualifying Offer as a Restricted Free Agent	
	S Trent Gamble	Tendered Qualifying Offer as an Exclusive Rights Player	
March 5	DT Larry Chester	Signed as an Unrestricted Free Agent (Car.)	4 Years
	G Jamie Nails	Signed	2 Years
March 6	RB Robert Edwards	Signed	1 Year
March 8	RB Ricky Williams	Acquired from New Orleans along with a 4th-round pick in 2002 in exchange for 1st and 4th round picks in 2002 and a conditional 3rd round pick in 2003	
March 9	S Brock Marion	Re-Signed	5 Years
March 11	G Leon Searcy	Signed	
	WR Sulecio Sanford	Signed	
March 12	RB J.J. Johnson	Traded to Cleveland for a conditional 7th-round draft choice in 2004	
March 21	S Scott McGarrahan	Re-Signed	3 Years
March 28	S Trent Gamble	Re-Signed	1 Year
April 1	TE Jed Weaver	Re-Signed	1 Year
April 3	WR Jeff Ogden	Re-Signed	1 Year
April 11	LB Scott Galyon	Re-Signed	1 Year
April 15	P Mark Royals	Signed	1 Year
April 18	DT Otis Pitts	Waived	
April 24	G Andy Vincent	Placed on Reserve/Retired list	
April 26	DT James Atkins	Signed as an Undrafted Free Agent	
	T Greg Jerman	Signed as an Undrafted Free Agent	
	QB Zak Kustok	Signed as an Undrafted Free Agent	
	QB Tim Levick	Signed as an Undrafted Free Agent	

Date	Player/Coach	Transaction	Terms
April 26	P Casey Roussel	Signed as an Undrafted Free Agent	
	LB Justin Seaverns	Signed as an Undrafted Free Agent	
	LB Shannon Wadley	Signed as an Undrafted Free Agent	
May 21	WR Shawn Terry	Signed as an Undrafted Free Agent	
May 23	Jamie Allen	Named as Director of Player Development	
May 28	T Corey Mitchell	Signed as an Undrafted Free Agent	
June 3	T Jerry Jackson	Waived	
	G James Wagstaff	Waived/Injured	
June 12	DE Rob Burnett	Signed	2 Years
June 13	QB Cade McNown	Traded to San Francisco for a conditional 7th-round draft choice in 2003	
	LB Corey Moore	Waived	
	FB Matt Kalapinski	Waived	
	WR Darnell McDonald	Waived	

2001-02 DOLPHINS SURGERIES

Date	Player	Surgery	Surgery (Hospital)
Aug. 2	WR Dedric Ward	Left Foot	Dr. George Caldwell (Holy Cross)
Aug. 3	CB Patrick Surtain	Left Knee	Dr. George Caldwell (Holy Cross)
Aug. 7	T Brent Smith	Left Knee	Drs. J. Andrews/G. Caldwell (Ala. Sports Med. Ctr.-Birm.)
Aug. 16	DT Tim Bowens	Right Knee	Dr. John Uribe (HealthSouth Doctor's)
	WR Albert Johnson	Right Knee	Dr. John Uribe (HealthSouth Doctor's)
Aug. 28	T Anthony Cesario	Left Knee	Dr. George Caldwell (Holy Cross)
Sept. 14	DT Tim Bowens	Left Knee	Dr. John Zvijac (HealthSouth Doctor's)
	S Trent Gamble	Right Shoulder	Dr. George Caldwell (Holy Cross)
Sept. 18	T Marcus Spriggs	Left Knee	Dr. James Andrews (Ala. Sports Med. Ctr.-Birm.)
Nov. 5	DT Jermaine Haley	Right Thumb	Dr. Brian Fingado (Holy Cross)
	S Brian Walker	Right Thumb	Dr. Brian Fingado (Holy Cross)
Nov. 24	DT Daryl Gardener	Back	Dr. Gary Gieseke (Holy Cross)
Dec. 4	G Mark Dixon	Right Fibula	Dr. George Caldwell/Dr. Robert Mills (Holy Cross)
Dec. 17	CB Patrick Surtain	Left Fifth Finger	Drs. George Caldwell/Brian Fingado (Holy Cross)
Dec. 26	LB Derrick Rodgers	Left Shoulder	Drs. George Caldwell/Erol Yoldas (Holy Cross)

OFF-SEASON SURGERIES

Jan. 23	FB Deon Dyer	Right Hand	Dr. Brian Fingado (Holy Cross)
	FB Deon Dyer	Right Shoulder	Dr. George Caldwell (Holy Cross)
	DT Ernest Grant	Right Shoulder	Dr. George Caldwell (Holy Cross)
Feb. 6	WR Oronde Gadsden	Right Shoulder	Drs. George Caldwell/Erol Yoldas (Holy Cross)
Feb. 28	WR Dedric Ward	Left Foot	Dr. Russell Warren (Hospital For Special Surgery)
March 13	G Mark Dixon	Left Ankle	Dr. George Caldwell (Holy Cross)
	S Brock Marion	Right Knee	Dr. George Caldwell (Holy Cross)
Apr. 5	LB Corey Moore	Right Ankle	Drs. George Caldwell/Robert Mills (Holy Cross)
Apr. 29	DT Tim Bowens	Left Knee	Dr. John Uribe (HealthSouth Doctor's)
	WR Albert Johnson	Right Knee	Dr. John Uribe (HealthSouth Doctor's)
May 3	WR Robert Baker	Right Knee	Dr. George Caldwell (Holy Cross)
May 28	G Jim Bunden	Left Knee	Dr. George Caldwell (Imperial Point)

DOLPHINS PERFECT IN 1972

The 1972 Dolphins continue to hold the distinction of being the only unbeaten, untied team through the playoffs. Miami went a perfect 17-0 in winning Super Bowl VII. In that season, the Dolphins became the first team to lead the NFL in scoring offense and defense in the same season since the 1970 merger of the AFL and NFL. Since that time, the only other team that has led the NFL in both points scored and points allowed was the 1996 Super Bowl champion Green Bay Packers.

DOLPHINS

FACT

DOLPHINS VS. THE NFL

(Records include post-season games)

MIAMI 8, ARIZONA 0

(formerly St. Louis, Phoenix)

11/27/72 - at Miami 31, St. Louis 10
11/24/77 - Miami 55, at St. Louis 14
10/1/78 - at Miami 24, St. Louis 10
9/6/81 - Miami 20, at St. Louis 7
9/30/84 - Miami 36, at St. Louis 28
11/4/90 - at Miami 23, Phoenix 3
9/8/96 - Miami 38, at Arizona 10
9/19/99 - at Miami 19, Arizona 16

MIAMI 7, ATLANTA 2

11/30/70 - Miami 20, at Atlanta 7
11/3/74 - at Miami 42, Atlanta 7
9/21/80 - Miami 20, at Atlanta 17
12/10/83 - at Miami 31, Atlanta 24
11/30/86 - Atlanta 20, at Miami 14
10/11/92 - at Miami 21, Atlanta 17
12/3/95 - at Miami 21, Atlanta 20
12/27/98 - at Atlanta 38, Miami 16
12/30/01 - at Miami 21, Atlanta 14

MIAMI 2, BALTIMORE 1

10/19/97 - Miami 24, at Baltimore 13
9/17/00 - at Miami 19, Baltimore 6
1/13/02 - *Baltimore 20, at Miami 3

MIAMI 47, BUFFALO 28 (1 tie)

9/18/66 - at Buffalo 58, Miami 24
11/6/66 - Buffalo 29, at Miami 0
11/5/67 - at Buffalo 35, Miami 13
11/26/67 - at Miami 17, Buffalo 14
10/12/68 - at Miami 14, Buffalo 14 (tie)
11/10/68 - Miami 21, at Buffalo 17
10/26/69 - at Miami 24, Buffalo 6
11/16/69 - at Buffalo 28, Miami 3
10/18/70 - Miami 33, at Buffalo 14
12/20/70 - at Miami 45, Buffalo 7
9/26/71 - Miami 29, at Buffalo 14
11/7/71 - at Miami 34, Buffalo 0
10/22/72 - at Miami 24, Buffalo 23
11/5/72 - Miami 30, at Buffalo 16
10/21/73 - at Miami 27, Buffalo 6
11/18/73 - Miami 17, at Buffalo 0
9/22/74 - Miami 24, at Buffalo 16
11/17/74 - at Miami 35, Buffalo 28
10/26/75 - Miami 35, at Buffalo 30
12/7/75 - at Miami 31, Buffalo 21
9/13/76 - Miami 30, at Buffalo 21
12/5/76 - at Miami 45, Buffalo 27
9/18/77 - Miami 13, at Buffalo 0
12/17/77 - at Miami 31, Buffalo 14
9/17/78 - at Miami 31, Buffalo 24
11/12/78 - Miami 25, at Buffalo 24
9/2/79 - Miami 9, at Buffalo 7
10/14/79 - at Miami 17, Buffalo 7
9/7/80 - at Buffalo 17, Miami 7
10/19/80 - at Miami 17, Buffalo 14
10/21/81 - at Buffalo 31, Miami 21
12/19/81 - at Miami 16, Buffalo 6
11/21/82 - Miami 9, at Buffalo 7

12/27/82 - at Miami 27, Buffalo 10
9/4/83 - Miami 12, at Buffalo 0
10/9/83 - Buffalo 38, at Miami 35 (ot)
9/17/84 - Miami 21, at Buffalo 17
10/28/84 - at Miami 38, Buffalo 7
11/24/85 - Miami 23, at Buffalo 14
12/22/85 - at Miami 28, Buffalo 0
10/12/86 - at Miami 27, Buffalo 14
11/16/86 - Miami 34, at Buffalo 24
10/25/87 - Buffalo 34, at Miami 31 (ot)
11/29/87 - at Buffalo 27, Miami 0
9/11/88 - at Buffalo 9, Miami 6
11/14/88 - Buffalo 31, at Miami 6
9/10/89 - Buffalo 27, at Miami 24
10/29/89 - at Buffalo 31, Miami 17
9/16/90 - at Miami 30, Buffalo 7
12/23/90 - at Buffalo 24, Miami 14
1/12/91 - *at Buffalo 44, Miami 34
9/1/91 - at Buffalo 35, Miami 31
11/18/91 - Buffalo 41, at Miami 27
10/4/92 - Miami 37, at Buffalo 10
11/16/92 - Buffalo 26, at Miami 20
1/17/93 - **Buffalo 29, at Miami 10
9/26/93 - Miami 22, at Buffalo 13
12/19/93 - Buffalo 47, at Miami 34
10/9/94 - at Buffalo 21, Miami 11
12/4/94 - Buffalo 42, at Miami 31
10/29/95 - at Miami 23, Buffalo 6
12/17/95 - at Buffalo 23, Miami 20
12/30/95 - *at Buffalo 37, Miami 22
10/13/96 - Miami 21, at Buffalo 7
12/16/96 - at Miami 16, Buffalo 14
11/2/97 - at Buffalo 9, Miami 6
11/17/97 - at Miami 30, Buffalo 13
9/13/98 - at Miami 13, Buffalo 7
11/1/98 - at Buffalo 30, Miami 24
1/2/99 - *at Miami 24, Buffalo 17
10/4/99 - Buffalo 23, at Miami 18
11/14/99 - at Buffalo 23, Miami 3
10/8/00 - at Miami 22, Buffalo 13
12/3/00 - Miami 33, at Buffalo 6
11/25/01 - Miami 34, at Buffalo 27
1/6/02 - at Miami 34, Buffalo 7

MIAMI 2, CAROLINA 0

11/15/98 - Miami 13, at Carolina 9
11/4/01 - at Miami 23, Carolina 6

MIAMI 5, CHICAGO 3

11/29/71 - at Miami 34, Chicago 3
11/2/75 - Miami 46, at Chicago 13
9/23/79 - at Miami 31, Chicago 16
12/2/85 - at Miami 38, Chicago 24
9/4/88 - at Chicago 34, Miami 7
11/24/91 - Miami 16, at Chicago 13 (ot)
11/13/94 - Chicago 17, at Miami 14
10/27/97 - Chicago 36, at Miami 33 (ot)

MIAMI 13, CINCINNATI 3

10/20/68 - Miami 24, at Cincinnati 22
11/17/68 - Cincinnati 38, at Miami 21
9/14/69 - at Cincinnati 27, Miami 21
10/10/71 - Miami 23, at Cincinnati 13

12/23/73 – *at Miami 34, Cincinnati 16
 12/2/74 – at Miami 24, Cincinnati 3
 11/20/77 – at Cincinnati 23, Miami 17
 10/9/78 – at Miami 21, Cincinnati 0
 9/14/80 – at Miami 17, Cincinnati 16
 11/28/83 – at Miami 38, Cincinnati 14
 11/8/87 – Miami 20, at Cincinnati 14
 10/15/89 – Miami 20, at Cincinnati 13
 12/9/91 – at Miami 37, Cincinnati 13
 10/2/94 – Miami 23, at Cincinnati 7
 10/1/95 – Miami 26, at Cincinnati 23
 10/1/00 – Miami 31, at Cincinnati 16

MIAMI 8, CLEVELAND 4

10/25/70 – Cleveland 28, at Miami 0
 12/24/72 – *at Miami 20, Cleveland 14
 10/15/73 – Miami 17, at Cleveland 9
 11/28/76 – at Cleveland 17, Miami 13
 11/18/79 – at Cleveland 30, Miami 24 (ot)
 1/4/86 – *at Miami 24, Cleveland 21
 11/10/86 – at Cleveland 26, Miami 16
 12/12/88 – at Miami 38, Cleveland 31
 10/8/89 – at Miami 13, Cleveland 10 (ot)
 11/25/90 – Miami 30, at Cleveland 13
 9/14/92 – Miami 27, at Cleveland 23
 10/10/93 – Miami 24, at Cleveland 14

MIAMI 6, DALLAS 4

1/16/72 – ***Dallas 24, Miami 3
 11/22/73 – Miami 14, at Dallas 7
 11/5/78 – at Miami 23, Dallas 16
 10/25/81 – at Dallas 28, Miami 27
 12/17/84 – at Miami 28, Dallas 21
 11/22/87 – Miami 20, at Dallas 14
 11/19/89 – Miami 17, at Dallas 14
 11/25/93 – Miami 16, at Dallas 14
 10/27/96 – Dallas 29, at Miami 10
 11/25/99 – at Dallas 20, Miami 0

MIAMI 8, DENVER 3 (1 tie)

10/16/66 – at Miami 24, Denver 7
 12/4/66 – at Denver 17, Miami 7
 9/17/67 – at Miami 35, Denver 21
 10/27/68 – at Denver 21, Miami 14
 12/7/69 – at Miami 27, Denver 24
 9/19/71 – Miami 10, at Denver 10 (tie)
 12/20/75 – at Miami 14, Denver 13
 9/29/85 – Miami 30, at Denver 26
 12/21/98 – at Miami 31, Denver 21
 1/9/99 – *at Denver 38, Miami 3
 9/13/99 – Miami 38, at Denver 21
 12/2/01 – at Miami 21, Denver 10

MIAMI 5, DETROIT 2

12/15/73 – at Miami 34, Detroit 7
 12/9/79 – Miami 28, at Detroit 10
 10/27/85 – at Detroit 31, Miami 21
 9/15/91 – at Detroit 17, Miami 13
 12/25/94 – at Miami 27, Detroit 20
 12/7/97 – at Miami 33, Detroit 30
 11/5/00 – Miami 23, at Detroit 8

MIAMI 9, GREEN BAY 1

12/19/71 – at Miami 27, Green Bay 6
 10/5/75 – Miami 31, at Green Bay 7
 10/28/79 – at Miami 27, Green Bay 7
 12/8/85 – Miami 34, at Green Bay 24
 9/18/88 – at Miami 24, Green Bay 17

10/22/89 – at Miami 23, Green Bay 20
 9/22/91 – at Miami 16, Green Bay 13
 9/11/94 – Miami 24, at Green Bay 14 (at Mil.)
 9/14/97 – at Green Bay 23, Miami 18
 10/29/00 – at Miami 28, Green Bay 20

MIAMI 45, INDIANAPOLIS 21

(formerly Baltimore)

11/1/70 – at Baltimore 35, Miami 0
 11/22/70 – at Miami 34, Baltimore 17
 11/21/71 – at Miami 17, Baltimore 14
 12/11/71 – at Baltimore 14, Miami 3
 1/2/72 – **at Miami 21, Baltimore 0
 10/29/72 – Miami 23, at Baltimore 0
 12/16/72 – at Miami 16, Baltimore 0
 11/11/73 – at Miami 44, Baltimore 0
 12/9/73 – at Baltimore 16, Miami 3
 10/27/74 – at Miami 17, Baltimore 7
 12/8/74 – Miami 17, at Baltimore 16
 11/23/75 – Baltimore 33, at Miami 17
 12/14/75 – at Baltimore 10, Miami 7 (ot)
 10/10/76 – at Baltimore 28, Miami 14
 11/22/76 – Baltimore 17, at Miami 16
 10/9/77 – at Baltimore 45, Miami 28
 12/5/77 – at Miami 17, Baltimore 6
 9/10/78 – Miami 42, at Baltimore 0
 10/29/78 – at Miami 26, Baltimore 8
 11/11/79 – at Miami 19, Baltimore 0
 11/25/79 – Miami 28, at Baltimore 24
 10/5/80 – Baltimore 30, at Miami 17
 12/14/80 – Miami 24, at Baltimore 14
 9/27/81 – Miami 31, at Baltimore 28
 11/1/81 – at Miami 27, Baltimore 10
 9/19/82 – at Miami 24, Baltimore 20
 1/2/83 – Miami 34, at Baltimore 7
 10/23/83 – Miami 21, at Baltimore 7
 11/20/83 – at Miami 37, Baltimore 0
 9/23/84 – at Miami 44, Indianapolis 7
 12/9/84 – Miami 35, at Indianapolis 17
 9/15/85 – at Miami 30, Indianapolis 13
 11/17/85 – Miami 34, at Indianapolis 20
 9/14/86 – at Miami 30, Indianapolis 10
 10/26/86 – Miami 17, at Indianapolis 13
 9/20/87 – Miami 23, at Indianapolis 10
 11/15/87 – Indianapolis 40, at Miami 21
 9/25/88 – at Indianapolis 15, Miami 13
 12/4/88 – Indianapolis 31, at Miami 28
 11/5/89 – at Miami 19, Indianapolis 13
 12/17/89 – at Indianapolis 42, Miami 13
 10/28/90 – Miami 27, at Indianapolis 7
 12/30/90 – at Miami 23, Indianapolis 17
 9/8/91 – at Miami 17, Indianapolis 6
 11/3/91 – Miami 10, at Indianapolis 6
 10/25/92 – Indianapolis 31, at Miami 20
 11/8/92 – Miami 28, at Indianapolis 0
 9/5/93 – Miami 24, at Indianapolis 20
 10/24/93 – at Miami 41, Indianapolis 27
 11/6/94 – at Miami 22, Indianapolis 21
 12/18/94 – at Indianapolis 10, Miami 6
 10/8/95 – Indianapolis 27, at Miami 24 (ot)
 11/26/95 – at Indianapolis 36, Miami 28
 9/23/96 – at Indianapolis 10, Miami 6
 11/10/96 – at Miami 37, Indianapolis 10
 8/31/97 – at Miami 16, Indianapolis 10
 12/14/97 – at Indianapolis 41, Miami 0
 9/6/98 – Miami 24, at Indianapolis 15
 11/8/98 – at Miami 27, Indianapolis 14
 10/10/99 – Miami 34, at Indianapolis 31
 12/5/99 – Indianapolis 37, at Miami 34
 11/26/00 – Miami 17, at Indianapolis 14
 12/17/00 – Indianapolis 20, at Miami 13

12/30/00 – *at Miami 23, Indianapolis 17 (ot)
 11/11/01 – Miami 27, at Indianapolis 24
 12/10/01 – at Miami 41, Indianapolis 6

JACKSONVILLE 2, MIAMI 0

10/12/98 – at Jacksonville 28, Miami 21
 1/15/00 – *at Jacksonville 62, Miami 7

MIAMI 13, KANSAS CITY 10

11/13/66 – at Kansas City 34, Miami 16
 12/11/66 – Kansas City 19, at Miami 18
 9/24/67 – Kansas City 24, at Miami 0
 10/8/67 – at Kansas City 41, Miami 0
 9/28/68 – Kansas City 48, at Miami 3
 10/19/69 – at Kansas City 17, Miami 10
 12/25/71 – *Miami 27, at Kansas City 24 (2ot)
 9/17/72 – Miami 20, at Kansas City 10
 10/20/74 – at Miami 9, Kansas City 3
 10/17/76 – Kansas City 20, at Miami 17(ot)
 12/13/81 – Miami 17, at Kansas City 7
 9/25/83 – at Miami 14, Kansas City 6
 9/22/85 – at Miami 31, Kansas City 0
 10/11/87 – at Miami 42, Kansas City 0
 12/3/89 – at Kansas City 26, Miami 21
 12/24/89 – Kansas City 27, at Miami 24
 1/5/91 – *at Miami 17, Kansas City 16
 10/13/91 – at Kansas City 42, Miami 7
 10/31/93 – at Miami 30, Kansas City 10
 12/12/94 – at Miami 45, Kansas City 28
 12/31/94 – *at Miami 27, Kansas City 17
 12/11/95 – at Miami 13, Kansas City 6
 10/5/97 – at Miami 17, Kansas City 14

MIAMI 5, MINNESOTA 3

10/1/72 – Miami 16, at Minnesota 14
 1/13/74 – ***Miami 24, Minnesota 7
 12/11/76 – Minnesota 29, at Miami 7
 9/16/79 – Miami 27, at Minnesota 12
 12/5/82 – at Miami 22, Minnesota 14
 10/2/88 – at Miami 24, Minnesota 7
 9/25/94 – at Minnesota 38, Miami 35
 9/10/00 – at Minnesota 13, Miami 7

MIAMI 44, NEW ENGLAND 29

(formerly Boston)

11/27/66 – Boston 20, at Miami 14
 10/15/67 – at Boston 41, Miami 10
 12/17/67 – at Miami 41, Boston 32
 11/24/68 – Miami 34, at Boston 10
 12/8/68 – at Miami 38, Boston 7
 11/9/69 – Miami 17, at Boston 16
 11/30/69 – Boston 38, Miami 23 (at Tampa)
 9/20/70 – at Boston 27, Miami 14
 12/6/70 – at Miami 37, Boston 20
 10/17/71 – at Miami 41, New England 3
 12/5/71 – at New England 34, Miami 13
 11/12/72 – at Miami 52, New England 0
 12/3/72 – Miami 37, at New England 21
 9/30/73 – at Miami 44, New England 23
 10/28/73 – Miami 30, at New England 14
 9/15/74 – at New England 34, Miami 24
 12/15/74 – at Miami 34, New England 27
 9/28/75 – Miami 22, at New England 14
 12/1/75 – at Miami 20, New England 7
 9/19/76 – at New England 30, Miami 14
 10/31/76 – at Miami 10, New England 3
 11/13/77 – at Miami 17, New England 5
 12/11/77 – at New England 14, Miami 10

10/22/78 – at New England 33, Miami 24
 12/18/78 – at Miami 23, New England 3
 10/21/79 – at New England 28, Miami 13
 11/29/79 – at Miami 39, New England 24
 10/12/80 – at New England 34, Miami 0
 12/8/80 – at Miami 16, New England 13 (ot)
 11/8/81 – Miami 30, at New England 27 (ot)
 12/6/81 – at Miami 24, New England 14
 12/12/82 – at New England 3, Miami 0
 1/8/83 – *at Miami 28, New England 13
 9/11/83 – at Miami 34, New England 24
 11/13/83 – at New England 17, Miami 6
 9/9/84 – at Miami 28, New England 7
 10/21/84 – Miami 44, at New England 24
 11/3/85 – at New England 17, Miami 13
 12/16/85 – at Miami 30, New England 27
 1/12/86 – **New England 31, at Miami 14
 10/5/86 – at New England 34, Miami 7
 12/22/86 – New England 34, at Miami 27
 9/13/87 – at New England 28, Miami 21
 12/28/87 – New England 24, at Miami 10
 11/6/88 – at New England 21, Miami 10
 11/20/88 – New England 6, at Miami 3
 9/17/89 – Miami 24, at New England 10
 12/10/89 – at Miami 31, New England 10
 9/9/90 – Miami 27, at New England 24
 10/18/90 – at Miami 17, New England 10
 10/6/91 – Miami 20, at New England 10
 11/10/91 – at Miami 30, New England 20
 10/18/92 – at Miami 38, New England 17
 12/27/92 – Miami 16, at New England 13 (ot)
 11/21/93 – at Miami 17, New England 13
 1/2/94 – at New England 33, Miami 27 (ot)
 9/4/94 – at Miami 39, New England 35
 10/30/94 – Miami 23, at New England 3
 9/10/95 – Miami 20, at New England 3
 11/12/95 – New England 34, at Miami 17
 9/1/96 – at Miami 24, New England 10
 11/3/96 – at New England 42, Miami 23
 11/23/97 – at New England 27, Miami 24
 12/22/97 – New England 14, at Miami 12
 12/28/97 – *at New England 17, Miami 3
 10/25/98 – at Miami 12, New England 9 (ot)
 11/23/98 – at New England 26, Miami 23
 10/17/99 – Miami 31, at New England 30
 11/21/99 – at Miami 27, New England 17
 9/24/00 – at Miami 10, New England 3
 12/24/00 – Miami 27, at New England 24
 10/7/01 – at Miami 30, New England 10
 12/22/01 – at New England 20, Miami 13

MIAMI 5, NEW ORLEANS 3

11/15/70 – at Miami 21, New Orleans 10
 11/10/74 – Miami 21, at New Orleans 0
 9/28/80 – at Miami 21, New Orleans 16
 10/2/83 – at New Orleans 17, Miami 7
 12/7/86 – Miami 31, at New Orleans 27
 11/29/92 – at New Orleans 24, Miami 13
 10/15/95 – at New Orleans 33, Miami 30
 11/29/98 – at Miami 30, New Orleans 10

N.Y. GIANTS 3, MIAMI 1

12/10/72 – Miami 23, at N.Y. Giants 13
 9/23/90 – at N.Y. Giants 20, Miami 3
 12/5/93 – N.Y. Giants 19, at Miami 14
 12/8/96 – N.Y. Giants 17, at Miami 7

N.Y. JETS 37, MIAMI 35 (1 tie)

9/9/66 – N.Y. Jets 19, at Miami 14

11/20/66 – at N.Y. Jets 30, Miami 13
 10/1/67 – at N.Y. Jets 29, Miami 7
 10/22/67 – N.Y. Jets 33, at Miami 14
 12/1/68 – at N.Y. Jets 35, Miami 17
 12/15/68 – N.Y. Jets 31, at Miami 7
 11/2/69 – at N.Y. Jets 34, Miami 31
 12/14/69 – N.Y. Jets 27, at Miami 9
 10/10/70 – Miami 20, at N.Y. Jets 6
 12/13/70 – at Miami 16, N.Y. Jets 10
 10/3/71 – N.Y. Jets 14, at Miami 10
 10/24/71 – Miami 30, at N.Y. Jets 14
 10/8/72 – Miami 27, at N.Y. Jets 17
 11/19/72 – at Miami 28, N.Y. Jets 24
 10/7/73 – at Miami 31, N.Y. Jets 3
 11/4/73 – Miami 24, at N.Y. Jets 14
 10/7/74 – at Miami 21, N.Y. Jets 17
 11/24/74 – at N.Y. Jets 17, Miami 14
 10/19/75 – Miami 43, at N.Y. Jets 0
 11/9/75 – at Miami 27, N.Y. Jets 7
 9/26/76 – at Miami 16, N.Y. Jets 0
 11/7/76 – Miami 27, at N.Y. Jets 7
 10/16/77 – at Miami 21, N.Y. Jets 17
 11/6/77 – Miami 14, at N.Y. Jets 10
 9/3/78 – at N.Y. Jets 33, Miami 20
 11/26/78 – N.Y. Jets 24, at Miami 13
 9/30/79 – at N.Y. Jets 33, Miami 27
 12/15/79 – N.Y. Jets 27, at Miami 24
 10/27/80 – at N.Y. Jets 17, Miami 14
 12/20/80 – N.Y. Jets 24, at Miami 17
 10/4/81 – at Miami 28, N.Y. Jets 28 (tie)
 11/22/81 – at N.Y. Jets 16, Miami 15
 9/12/82 – Miami 45, at N.Y. Jets 28
 12/18/82 – at Miami 20, N.Y. Jets 19
 1/23/83 – **at Miami 14, N.Y. Jets 0
 10/16/83 – Miami 32, at N.Y. Jets 14
 12/16/83 – at Miami 34, N.Y. Jets 14
 11/4/84 – Miami 31, at N.Y. Jets 17
 11/26/84 – at Miami 28, N.Y. Jets 17
 10/14/85 – at N.Y. Jets 23, Miami 7
 11/10/85 – at Miami 21, N.Y. Jets 17
 9/21/86 – at N.Y. Jets 51, Miami 45 (ot)
 11/24/86 – at Miami 45, N.Y. Jets 3
 10/18/87 – at N.Y. Jets 37, Miami 31 (ot)
 12/7/87 – at Miami 37, N.Y. Jets 28
 10/23/88 – N.Y. Jets 44, at Miami 30
 11/27/88 – at N.Y. Jets 38, Miami 34
 9/24/89 – N.Y. Jets 40, at Miami 33
 11/12/89 – Miami 31, at N.Y. Jets 23
 10/7/90 – at Miami 20, N.Y. Jets 16
 11/11/90 – Miami 17, at N.Y. Jets 3
 9/29/91 – at N.Y. Jets 43, Miami 23
 12/22/91 – N.Y. Jets 23, at Miami 20 (ot)
 11/1/92 – at N.Y. Jets 26, Miami 14
 12/20/92 – at Miami 19, N.Y. Jets 17
 9/12/93 – N.Y. Jets 24, at Miami 14
 11/7/93 – at N.Y. Jets 27, Miami 10
 9/18/94 – at Miami 28, N.Y. Jets 14
 11/27/94 – Miami 28, at N.Y. Jets 24
 9/3/95 – at Miami 52, N.Y. Jets 14
 10/22/95 – at N.Y. Jets 17, Miami 16
 9/15/96 – at Miami 36, N.Y. Jets 27
 12/22/96 – Miami 31, at N.Y. Jets 28
 10/12/97 – Miami 31, at N.Y. Jets 20
 11/9/97 – at Miami 24, N.Y. Jets 17
 10/4/98 – at N.Y. Jets 20, Miami 9
 12/13/98 – N.Y. Jets 21, at Miami 16
 12/12/99 – at N.Y. Jets 28, Miami 20
 12/27/99 – N.Y. Jets 38, at Miami 31
 10/23/00 – at N.Y. Jets 40, Miami 37 (ot)
 11/19/00 – N.Y. Jets 20, Miami 3
 10/14/01 – at N.Y. Jets 21, Miami 17
 11/18/01 – N.Y. Jets 24, at Miami 0

OAKLAND 18, MIAMI 10 (1 tie)

(formerly Los Angeles)

9/2/66 – Oakland 23, at Miami 14
 10/9/66 – at Oakland 21, Miami 10
 11/19/67 – at Oakland 31, Miami 17
 9/21/68 – Oakland 47, at Miami 21
 9/20/69 – at Oakland 20, Miami 17
 10/4/69 – at Miami 20, Oakland 20 (tie)
 10/3/70 – at Miami 20, Oakland 13
 12/27/70 – *at Oakland 21, Miami 14
 9/23/73 – at Oakland 12, Miami 7 (at Berkeley)
 12/30/73 – **at Miami 27, Oakland 10
 12/21/74 – *at Oakland 28, Miami 26
 9/22/75 – Oakland 31, at Miami 21
 12/10/78 – at Miami 23, Oakland 6
 10/8/79 – at Oakland 13, Miami 3
 11/2/80 – at Oakland 16, Miami 10
 11/15/81 – Oakland 33, at Miami 17
 9/19/83 – at L.A. Raiders 27, Miami 14
 12/2/84 – L.A. Raiders 45, at Miami 34
 10/19/86 – L.A. Raiders 30, at Miami 28
 10/9/88 – Miami 24, at L.A. Raiders 14
 11/19/90 – L.A. Raiders 13, at Miami 10
 12/14/92 – at Miami 20, L.A. Raiders 7
 10/16/94 – at Miami 20, L.A. Raiders 17 (ot)
 12/1/96 – at Oakland 17, Miami 7
 11/30/97 – Miami 34, at Oakland 16
 12/6/98 – Miami 27, at Oakland 17
 10/31/99 – Miami 16, at Oakland 9
 1/6/01 – *at Oakland 27, Miami 0
 9/23/01 – at Miami 18, Oakland 15

MIAMI 7, PHILADELPHIA 3

11/8/70 – at Philadelphia 24, Miami 17
 10/12/75 – at Miami 24, Philadelphia 16
 9/24/78 – at Philadelphia 17, Miami 3
 11/30/81 – at Miami 13, Philadelphia 10
 11/11/84 – at Miami 24, Philadelphia 23
 12/13/87 – Miami 28, at Philadelphia 10
 12/9/90 – at Miami 23, Philadelphia 20 (ot)
 11/14/93 – Miami 19, at Philadelphia 14
 10/20/96 – at Philadelphia 35, Miami 28
 10/24/99 – at Miami 16, Philadelphia 13

MIAMI 11, PITTSBURGH 8

11/14/71 – at Miami 24, Pittsburgh 21
 12/31/72 – **Miami 21, at Pittsburgh 17
 12/3/73 – at Miami 30, Pittsburgh 26
 11/14/76 – at Pittsburgh 14, Miami 3
 12/30/79 – *at Pittsburgh 34, Miami 14
 11/30/80 – at Pittsburgh 23, Miami 10
 9/10/81 – at Miami 30, Pittsburgh 10
 10/7/84 – Miami 31, at Pittsburgh 7
 1/6/85 – **at Miami 45, Pittsburgh 28
 10/6/85 – at Miami 24, Pittsburgh 20
 11/1/87 – at Miami 35, Pittsburgh 24
 12/18/88 – at Pittsburgh 40, Miami 24
 11/26/89 – Pittsburgh 34, at Miami 14
 9/30/90 – Miami 28, at Pittsburgh 6
 12/13/93 – Pittsburgh 21, at Miami 20
 11/20/94 – at Pittsburgh 16, Miami 13 (ot)
 9/18/95 – at Miami 23, Pittsburgh 10
 11/25/96 – Pittsburgh 24, at Miami 17
 9/20/98 – at Miami 21, Pittsburgh 0

MIAMI 7, SAINT LOUIS 2

(formerly Los Angeles)

10/31/71 – Miami 20, at Los Angeles 14

10/3/76 – Los Angeles 31, at Miami 28
 11/9/80 – Miami 35, at Los Angeles 14
 10/30/83 – at Miami 30, L.A. Rams 14
 12/14/86 – Miami 37, at L.A. Rams 31(ot)
 9/20/92 – at Miami 26, L.A. Rams 10
 12/24/95 – Miami 41, at St. Louis 22
 10/18/98 – at Miami 14, St. Louis 0
 9/30/01 – at St. Louis 42, Miami 10

SAN DIEGO 12, MIAMI 10

10/2/66 – at San Diego 44, Miami 10
 11/12/67 – at San Diego 24, Miami 0
 12/10/67 – at Miami 41, San Diego 24
 11/3/68 – at San Diego 34, Miami 28
 10/11/69 – San Diego 21, at Miami 14
 10/15/72 – at Miami 24, San Diego 10
 9/29/74 – Miami 28, at San Diego 21
 10/30/77 – San Diego 14, at Miami 13
 10/15/78 – Miami 28, at San Diego 21
 11/20/80 – San Diego 27, at Miami 24 (ot)
 1/2/82 – *San Diego 41, at Miami 38 (ot)
 1/16/83 – *at Miami 34, San Diego 13
 11/18/84 – at San Diego 34, Miami 28 (ot)
 9/7/86 – at San Diego 50, Miami 28
 10/16/88 – at Miami 31, San Diego 28
 12/15/91 – at San Diego 38, Miami 30
 1/10/93 – *at Miami 31, San Diego 0
 12/27/93 – at San Diego 45, Miami 20
 1/8/95 – * at San Diego 22, Miami 21
 11/5/95 – Miami 24, at San Diego 14
 12/19/99 – at Miami 12, San Diego 9
 11/12/00 – Miami 17, at San Diego 7

SAN FRANCISCO 5, MIAMI 4

9/16/73 – at Miami 21, San Francisco 13
 9/25/77 – Miami 19, at San Francisco 15
 11/16/80 – at Miami 17, San Francisco 13
 11/6/83 – Miami 20, at San Francisco 17
 1/20/85 – ***San Francisco 38, Miami 16
 9/28/86 – San Francisco 31, at Miami 16
 12/6/92 – at San Francisco 27, Miami 3
 11/20/95 – San Francisco 44, at Miami 20
 12/16/01 – at San Francisco 21, Miami 0

MIAMI 8, SEATTLE 3

10/23/77 – at Miami 31, Seattle 13
 9/9/79 – at Miami 19, Seattle 10
 12/31/83 – *Seattle 27, at Miami 20
 12/29/84 – *at Miami 31, Seattle 10
 10/4/87 – at Seattle 24, Miami 20
 12/16/90 – at Miami 24, Seattle 17
 9/27/92 – Miami 19, at Seattle 17
 10/6/96 – Seattle 22, at Miami 15
 1/9/00 – *Miami 20, at Seattle 17
 9/3/00 – at Miami 23, Seattle 0
 10/28/01 – Miami 24, at Seattle 20

MIAMI 4, TAMPA BAY 3

10/24/76 – Miami 23, at Tampa Bay 20
 11/29/82 – at Tampa Bay 23, Miami 17
 10/20/85 – at Miami 41, Tampa Bay 38
 10/30/88 – Miami 17, at Tampa Bay 14
 12/1/91 – at Miami 33, Tampa Bay 14
 9/21/97 – at Tampa Bay 31, Miami 21
 12/10/00 – Tampa Bay 16, at Miami 13

MIAMI 15, TENNESSEE 12

(formerly Houston)

10/23/66 – Miami 20, at Houston 13
 12/18/66 – at Miami 29, Houston 28
 12/3/67 – at Houston 17, Miami 14
 12/23/67 – Houston 41, at Miami 10
 9/14/68 – Houston 24, at Miami 10
 10/6/68 – Miami 24, at Houston 7
 9/28/69 – at Houston 22, Miami 10
 11/23/69 – Houston 32, at Miami 7
 9/27/70 – Miami 20, at Houston 10
 9/24/72 – at Miami 34, Houston 13
 11/16/75 – at Houston 20, Miami 19
 10/2/77 – at Miami 27, Houston 7
 11/20/78 – at Houston 35, Miami 30
 12/24/78 – *Houston 17, at Miami 9
 11/5/79 – Houston 9, at Miami 6
 9/20/81 – Miami 16, at Houston 10
 12/4/83 – Miami 24, at Houston 17
 10/14/84 – at Miami 28, Houston 10
 9/8/85 – at Houston 26, Miami 23
 11/2/86 – at Miami 28, Houston 7
 10/1/89 – at Houston 39, Miami 7
 10/20/91 – Houston 17, at Miami 13
 11/22/92 – at Miami 19, Houston 16
 11/17/96 – Miami 23, at Houston 20
 9/7/97 – at Miami 16, Tennessee 13 (ot)
 11/7/99 – at Miami 17, Tennessee 0
 9/9/01 – Miami 31, at Tennessee 23

MIAMI 6, WASHINGTON 4

1/14/73 – *** Miami 14, Washington 7
 10/13/74 – at Washington 20, Miami 17
 12/3/78 – Miami 16, at Washington 0
 10/18/81 – at Miami 13, Washington 10
 1/30/83 – *** Washington 27, Miami 17
 9/2/84 – Miami 35, at Washington 17
 12/20/87 – at Miami 23, Washington 21
 12/2/90 – at Washington 42, Miami 20
 10/4/93 – at Miami 17, Washington 10
 1/2/00 – at Washington 21, Miami 10

* AFC Playoff

** AFC Championship

***Super Bowl

ALL-TIME DOLPHIN WON-LOST RECORDS

(includes post-season games)

OPPONENT	W	L	T	PCT.	PTS.	OPP.	LAST MTG.
Arizona	8	0	0	1.000	246	98	1999
Atlanta	7	2	0	.778	206	164	2001

OPPONENT	W	L	T	PCT.	PTS.	OPP.	LAST MTG.
Baltimore	2	1	0	.667	46	39	2001
Buffalo	47	28	1	.625	1724	1459	2001
Carolina	2	0	0	1.000	36	15	2001
Chicago	5	3	0	.625	219	156	1997
Cincinnati	13	3	0	.813	397	258	2000
Cleveland	8	4	0	.667	246	236	1993
Dallas	6	4	0	.600	158	187	1999
Denver	8	3	1	.708	254	229	2001
Detroit	5	2	0	.714	179	123	2000
Green Bay	9	1	0	.900	252	151	2000
Indianapolis	45	21	0	.682	1500	1097	2001
Jacksonville	0	2	0	.000	28	90	1999
Kansas City	13	10	0	.565	425	439	1997
Minnesota	5	3	0	.625	162	134	2000
New England	44	29	0	.603	1645	1410	2001
New Orleans	5	3	0	.625	174	137	1998
New York Giants	1	3	0	.250	47	69	1996
New York Jets	35	37	1	.486	1673	1579	2001
Oakland	10	18	1	.362	519	599	2001
Philadelphia	7	3	0	.700	195	182	1999
Pittsburgh	11	8	0	.579	430	372	1998
St. Louis	7	2	0	.778	241	178	2001
San Diego	10	12	0	.455	524	541	2000
San Francisco	4	5	0	.444	132	219	2001
Seattle	8	3	0	.727	246	177	2001
Tampa Bay	4	3	0	.571	165	156	2000
Tennessee	15	12	0	.556	514	493	2001
Washington	6	4	0	.600	182	175	1999
TOTALS	350	229	4	.604	12,762	11,143	

MIAMI IN PRESEASON

OPPONENT	W	L	T	PCT.	PTS.	OPP.	LAST MTG.
Arizona	1	0	0	1.000	28	7	1978
Atlanta	3	4	0	.429	122	153	1995
Buffalo	3	0	1	.875	99	72	1987
Chicago	3	7	1	.318	158	154	1997
Cincinnati	4	3	0	.571	120	117	1975
Cleveland	0	1	0	.000	10	17	1986
Dallas	1	3	0	.250	84	87	1992
Denver	6	5	0	.545	240	222	1997
Detroit	6	1	0	.857	180	134	1999
Green Bay	4	5	0	.444	139	141	2001
Indianapolis	2	2	0	.500	67	61	1984
Jacksonville	0	1	0	.000	21	24	1995
Kansas City	1	1	1	.500	49	57	1982
Minnesota	8	12	0	.400	317	391	2001
New England	1	1	0	.500	30	19	1969
New Orleans	9	5	0	.643	275	214	2000
N.Y. Giants	6	0	0	1.000	141	86	1994
N.Y. Jets	0	1	0	.000	14	31	1966
Oakland	3	0	0	1.000	71	57	1991
Philadelphia	5	4	0	.556	153	128	1990
Pittsburgh	2	1	0	.667	50	37	2000
St. Louis	1	2	0	.333	40	62	2001
San Diego	1	3	0	.250	62	91	2001
San Francisco	3	0	1	.875	82	65	1998
Seattle	1	0	0	1.000	24	7	1980
Tampa Bay	12	4	0	.750	282	226	2001
Tennessee	1	1	0	.500	20	32	1989
Washington	9	4	0	.692	307	221	1998
TOTALS	96	71	4	.573	3,185	2,913	

2001 DOLPHINS PRESEASON STATISTICS

PRESEASON RESULTS (1-4)

DATE	OPPONENT	SCORE	W/L	ATTENDANCE
Aug. 6	St. Louis (at Canton, Ohio)	10-17	L	22,736
Aug. 13	at Tampa Bay	17-14	W	65,308
Aug. 18	SAN DIEGO	20-23 (OT)	L	58,854
Aug. 25	at Green Bay	12-17	L	59,547
Aug. 31	MINNESOTA	7-20	L	60,136

TEAM STATISTICS

	DOLPHINS	OPPONENTS
TOTAL FIRST DOWNS	78	90
By Rushing	31	30
By Passing	42	47
By Penalty	5	13
Third Down: Made/Att.	23/66	26/66
Third Down Efficiency	34.8	39.4
Fourth Down: Made/Att.	0/3	0/3
Fourth Down Efficiency	0.0	0.0
POSSESSION AVERAGE	29:48	30:12
TOTAL NET YARDS	1406	1476
Average Per Game	281.2	295.2
Total Plays	294	300
Average Per Play	4.8	4.9
NET YARDS RUSHING	468	623
Average Per Game	93.6	124.6
Total Rushes	131	147
NET YARDS PASSING	938	853
Average Per Game	187.6	170.6
Sacked/Yards Lost	11/75	11/81
Gross Yards	1013	934
Attempts/Completions	152/88	142/75
Completion Percentage	57.9	52.8
Had Intercepted	4	4
PUNTS/AVERAGE	26/42.3	27/45.3
NET PUNTING AVERAGE	26/34.3	27/36.2
PENALTIES/YARDS	48/360	36/283
FUMBLES/BALL LOST	9/3	11/4
TOUCHDOWNS	6	10
By Rushing	3	4
By Passing	3	6
By Returns	0	0

Score By Quarters	1	2	3	4	OT	Total
DOLPHINS	24	26	6	10	0	66
OPPONENTS	23	24	10	31	3	91

RUSHING

	NO.	YDS.	AVG.	LG	TD
Minor	30	130	4.3	21	0
Denson	41	113	2.8	16	0
L. Smith	22	97	4.4	23	1
Lucas	13	47	3.6	14	2
Quinn	4	32	8.0	11	0
Sanders	14	26	1.9	12	0
Fiedler	4	19	4.8	10	0
Heupel	1	7	7.0	7	0
J. Johnson	1	0	0.0	0	0

RUSHING (Cont'd)

Bridges	1	-3	-3.0	-3	0
DOLPHINS	131	468	3.6	23	3
OPPONENTS	147	623	4.2	54	4

PASSING

	ATT.	COMP.	YDS.	PCT.	TD	INT.	LG	SACK/ LOST	RATING
Fiedler	54	36	460	66.7	2	3	72	0/0	82.3
Lucas	46	26	251	56.5	0	0	41	4/19	71.9
Quinn	38	21	223	55.3	1	0	43t	4/33	81.4
Heupel	8	4	62	50.0	0	0	24	2/17	76.0
McNow	6	1	17	16.7	0	1	17	1/6	0.0
DOLPHINS	152	88	1013	57.9	3	4	72	11/75	73.7
OPPONENTS	142	75	934	52.8	6	4	50	11/81	75.9

RECEIVING

	NO.	YDS.	AVG.	LG	TD
McKnight	13	205	15.8	72	0
Chambers	10	145	14.5	41	0
Denson	9	118	13.1	49	0
Gadsden	8	92	11.5	25	1
Bridges	7	71	10.1	29	0
Minor	6	57	9.5	21	0
Weaver	6	49	8.2	13	0
Baker	5	85	17.0	43t	1
Ogden	5	40	8.0	16	1
Sanders	5	8	1.6	5	0
Konrad	3	38	12.7	25	0
Boyd	3	32	10.7	14	0
Goodwin	2	23	11.5	17	0
L. Smith	2	16	8.0	15	0
Foye	2	14	7.0	8	0
Draper	1	16	16.0	16	0
Dyer	1	4	4.0	4	0
DOLPHINS	88	1013	11.5	72	3
OPPONENTS	75	934	12.5	50	6

INTERCEPTIONS

	NO.	YDS.	AVG.	LG	TD
Fletcher	2	13	6.5	13	0
Madison	1	56	56.0	56	0
Cousin	1	0	0.0	0	0
DOLPHINS	4	69	17.3	56	0
OPPONENTS	4	-2	-0.5	3	0

PUNTING

	NO.	YDS.	AVG.	NET	TB	IN 20	LG	BLK
Turk	22	916	41.6	35.5	2	4	59	0
Hanson	4	185	46.3	27.5	1	0	54	0
DOLPHINS	14	580	41.4	34.9	2	4	59	0
OPPONENTS	23	1017	44.2	32.3	1	3	53	0

PUNT RETURNS

	RET.	FC	YDS.	AVG.	LG	TD
Baker	5	3	66	13.2	20	0
Kelly	5	1	50	10.0	19	0

PUNT RETURNS (Cont'd)

Ogden	3	1	48	16.0	31	0
DOLPHINS	13	5	164	12.6	31	0
OPPONENTS	14	3	150	10.7	51	0

KICKOFF RETURNS

	NO.	YDS.	AVG.	LG	TD
Chambers	7	165	23.6	36	0
Kelly	6	141	23.5	37	0
Minor	4	78	19.5	27	0
DOLPHINS	17	384	22.6	37	0
OPPONENTS	15	385	25.7	72	0

FIELD GOALS

	1-19	20-29	30-39	40-49	50+	TOTALS
Mare	0/1	5/5	0/2	3/3	0/2	8/13
DOLPHINS	0/1	5/5	0/2	3/3	0/2	8/13
OPPONENTS	1/1	1/1	3/3	2/3	0/0	7/8

SCORING

	TDR	TDP	TDRt	PAT	FG	S	2-PT	TP
Mare	0	0	0	6/6	8/13	0	0	30
Lucas	2	0	0	0/0	0/0	0	0	12
Baker	0	1	0	0/0	0/0	0	0	6
Gadsden	0	1	0	0/0	0/0	0	0	6
Ogden	0	1	0	0/0	0/0	0	0	6
L. Smith	1	0	0	0/0	0/0	0	0	6
DOLPHINS	3	3	0	6/6	8/13	0	0	66
OPPONENTS	4	6	0	10/10	7/8	0	0	91

TWO-POINT CONVERSIONS

DOLPHINS 0-0, OPPONENTS 0-0

SACKS

Ogunleye 3.0, Gregory 2.0, Bromell 1.0, Connor 1.0, Mixon 1.0, Russell 1.0, Taylor 1.0,

DOLPHINS 11.0, OPPONENTS 11.0

DOLPHINS

DOLPHINS DRAFT FROM FLORIDA COLLEGES

The Dolphins have selected a player from a Florida university in 19 of the team's 37 college drafts. Overall, the Dolphins have drafted 37 players from the State of Florida. The University of Miami leads the way with 14 Dolphin draftees, followed by nine from the University of Florida, seven from Florida State University, four from the University of Tampa, two from Bethune Cookman and one from Florida A&M.

When the Dolphins drafted Miami's Yatil Green in the first round in 1997, it was the first time since 1991 and the fourth time overall that the Dolphins had selected a player from a Florida school in the first round.

FACT

2001 PRESEASON DEFENSIVE STATISTICS

PLAYER	TOTAL TACK.	SOLO	ASST.	SACKS/ YARDS	QB HURRIES	INT./ YARDS	FUM. REC.	FUM. FOR.	PASS DEF.
Porter	24	16	8						1
McCloud	20	14	6				1		
Freeman	18	13	5				1		
Gamble	17	12	5						3
Hendricks	15	9	6		1				1
Wooden	13	9	4				1		2
Gregory	12	8	4	2/14	3				
Hemsley	11	8	3						
Mixon	11	9	2	1/7	1			1	1
Johnson, P.	10	9	1		2				
Fletcher	9	5	4			2/13			3
Ogunleye	9	8	1	3/25	1				2
Rodgers	8	7	1						
Cousin	7	3	4		1	1/0			7
Galyon	7	6	1						1
Grant	7	6	1	1/6				1	
Haley	7	5	2				1		
Kelly	7	4	3						
Pitts	7	6	1		1				
Russell	7	5	2	1/4					
Thomas	7	6	1						2
Bromell	6	5	1	1/5	1			1	1
Lethridge	6	5	1					1	1
Marion	6	5	1						
Taylor	5	1	4	1/15	2			1	1
Connor	4	3	1	1/5	1			1	
Finn	4	2	2		1				
Leverette	4	4	0		1				
Madison	4	3	1			1/56			3
Walker	4	3	1						
Gatten	3	1	2						
Gurley	3	2	1		1				
Gardener	2	2	0		2				
Sorensen	2	2	0						
Adams	1	1	0						
Mallard	1	1	0						1
Winey	1	1	0						

NOTE: special teams and miscellaneous tackles not included above.

SPECIAL TEAMS TACKLES: Minor 6, Hendricks 4, Porter 4, Cousin 3, Ogden 3, E. Perry 3, Russell 3, Freeman 2, Konrad 2, Mallard 2, Weaver 2, Wooden 2, Fletcher 1, Gamble 1, Gatten 1, Hanson 1, Kalapinski 1, Lethridge 1, Mare 1, McCloud 1, Sorensen 1, Turk 1.

MISCELLANEOUS TACKLES: E. Perry (2): 1 at TB, 8/13; 1 vs. MIN, 8/31; A. Cesario (1): 1 vs. St.L., 8/6; C. Chambers (1): 1 vs. GB, 8/25; M. Kalapinski (1): 1 at TB, 8/13.

MISCELLANEOUS FUMBLE RECOVERIES: A. Denson (1): 1 vs. MIN, 8/31; R. Lucas (1): 1 vs. MIN, 8/31; D. Palmer (1): 1 vs. St.L., 8/6; V. Sanders (1): 1 vs. St.L., 8/6; M. Turk (1): 1 at GB, 8/25.

2001 PRESEASON GAME SUMMARIES

PRESEASON GAME 1

RAMS 17, DOLPHINS 10
August 6, 2001

Fawcett Stadium
Canton, OH

In just their second appearance in the Hall of Fame game, the Dolphins dropped a 17-10 decision to the St. Louis Rams under the lights at Fawcett Stadium. The Dolphins got to the Rams' 34-yard line on the opening series of the game, but the drive was thwarted when Dexter McCleon intercepted a Jay Fiedler pass. The Dolphins then stopped the Rams and re-gained possession at their own 30-yard line. From there they traveled 70 yards in 11 plays and 6:29 en route to a Lamar Smith two-yard touchdown run. Fiedler completed all three of his passes, totaling 43 yards, on the drive. All three completions converted a third down. He also scrambled for six yards. St. Louis answered with a six-play, 23-yard drive that led to a Jeff Wilkins 34-yard field goal with 3:20 to play in the first quarter. The drive began at the Dolphins' 39-yard line following a 31-yard kickoff return by Aveion Cason, and a 15-yard face mask penalty. The Rams claimed their first lead of the night with 1:55 left in the first half when quarterback Joe Germaine ran it into the end zone from two yards out. The score capped a 12-play, 59-yard drive that used 7:12 of the clock. Germaine connected on all five of his passes on the march, totaling 38 yards, while Trung Canidate rushed for 23 yards. The Dolphins came right back and marched 42 yards in ten plays, setting up an Olindo Mare 45-yard field goal on the final play of the first half to tie the game at ten apiece. The Rams threatened to re-gain the advantage late in the third quarter, but Shawn Wooden recovered a Canidate fumble in the end zone for a touch-back. Following that key defensive play, the Dolphins marched 45 yards to the Rams' 35-yard line before Mare was short on a 53-yard field goal attempt. St. Louis took over at their own 43-yard line and needed just five plays to march the length of the field with the final play coming on a three-yard touchdown pass from Marc Bulger to Jeff Robinson. The Dolphins were penalized twice for 34 yards on the drive, including a 29-yard pass interference call to the Dolphins' five-yard line two plays prior to the winning score.

ST. LOUIS	3	7	0	7	-	17
MIAMI	7	3	0	0	-	10

TEAM	SCORE	DRIVE		QTR	CLOCK TIME
		(Plays/Yards/Time)			
MIA	L. Smith, 2 run (Mare kick)	11/70/6:29	1	6:04	
STL	FG Wilkins 34	6/23/2:44	1	3:20	
STL	Germaine, 2 run (Wilkins kick)	12/59/7:12	2	1:55	
MIA	FG Mare 45	10/42/1:55	2	0:00	
STL	Robinson, 3 pass from Bulger (Wilkins kick)	5/57/2:51	4	9:15	

ATT. - 22,736

	ST. LOUIS	MIAMI
First Downs/Total-Rush-Pass-Penalty	15/2-11-2	18/6-11-1
Third Down Efficiency	4-10/40.0	7-14/50.0
Total Yards-Plays-Average	216-50-4.3	295-62-4.8
Rushes-Yards-Average	28-52-1.9	28-95-3.4
Net Yards Passing-Sacked-Yards Lost	164-4-33	200-4-30
Passes Attempted-Completed-Intercepted	18-14-0	30-20-1
Punts/Number-Average	5-45.0	3-40.3
Penalties/Number-Yards	7-63	12-105
Fumbles/Number-Lost	3-1	2-0
Time of Possession	29:30	30:30

INDIVIDUAL STATISTICS

RUSHING - Miami: Minor 9-35; L. Smith 7-21, 1 TD; Quinn 3-21; Lucas 2-11; Heupel 1-7; Fiedler 1-6; Johnson 1-0; Sanders 3-(-3); Bridges 1-(-3).
St. Louis: Canidate 15-26; Cason 5-9; Holcombe 3-7; Germaine 2-7; Bowie 1-2; Watson 1-2; Gideon 1-(-1).

PASSING - Miami: Fiedler 5-4-1, 68 yards, 0 TDs; Lucas 6-5-0, 45 yards, 0 TDs; Quinn 11-7-0, 55 yards, 0 TDs; Heupel 8-4-0, 62 yards, 0 TDs.
St. Louis: Warner 0-0-0, 0 yards, 0 TDs; Germaine 13-11-0, 156 yards, 0 TDs; Bulger 3-2-0, 18 yards, 1 TD; Justin 2-1-0, 23 yards, 0 TDs.

RECEIVING - Miami: Denson 4-51; Konrad 2-41; McKnight 2-29; Boyd 2-20; Chambers 2-19; Ogden 2-18; Minor 2-13; Gadsden 1-16; Weaver 1-11; Foye 1-8; Dyer 1-4.
St. Louis: Canidate 4-77; Gideon 2-33; Proehl 2-20; Wynn 1-18; Conwell 1-14; Bowie 1-13; Holt 1-11; Hakim 1-8; Robinson 1-3, 1 TD.

INTERCEPTIONS - Miami: None.
St. Louis: McCleon 1-(-5) yards.

SACKS - Miami: Bromell 1; Mixon 1; Ogunleye 1.
St. Louis: Lewis 2; Ayi 1.

MISSED FIELD GOALS – Miami: Mare 53(S).
Pittsburgh: None.

PRESEASON GAME 2

DOLPHINS 17, BUCCANEERS 14
August 13, 2001

Raymond James Stadium
Tampa, FL

In their first-ever visit to Raymond James Stadium, the Dolphins came away with a dramatic 17-14 win over the Buccaneers as a "Hail Mary" pass from Mike Quinn on the final play of the game fell into the hands of Robert Baker. The Dolphins got to the Tampa Bay one-yard line on the opening series of the game before Olindo Mare's 19-yard field goal attempt sailed wide left. Four plays prior to the miss, Jay Fielder connected with Autry Denson for a 49-yard screen pass to the Bucs' seven-yard line. The Dolphins stopped the Bucs and got the ball back at the Tampa Bay 46-yard line after a 19-yard punt return by Ben Kelly. From there they traveled 23 yards in eight plays, before Mare responded with a 41-yard field goal with 5:31 to play in the first quarter. The Dolphins made it into Bucs territory for the third time in as many tries, but following a 25-yard reception by Oronde Gadsden to the 10-yard line, Jeff Gooch stripped the ball away, and Brian Kelly recovered and returned it 12 yards to the 22-yard line. On the next play from scrimmage, Jason Taylor sacked Bucs quarterback Brad Johnson, forcing the ball loose, and Jermaine Haley recovered at the Bucs' one-yard line. That led to a Ray Lucas one-yard scoring run, three plays later, with five seconds remaining in the first quarter. The Bucs posted their first points of the night with 4:23 left in the first half when Shaun King connected with Karl Williams for an eight-yard scoring pass. The key play on the 11-play, 75-yard drive was a 24-yard completion from Shaun King to Reidel Anthony on third-and-eight that put the Bucs at the Dolphins' 31-yard line. Three plays later, King converted a third-and-eight when he hit Williams for an eight-yard gain to the 21-yard line. The Bucs were at the Dolphins' 21-yard line on the first series of the second half, but Jamar Fletcher intercepted a Ryan Leaf pass to end the threat. Tampa Bay claimed a 14-10 lead with just 1:09 to play when Joe Hamilton found Aaron Stecker in the corner of the end zone for a six-yard touchdown pass, culminating a seven-play, 61-yard drive. Hamilton completed five of six passes for 58 yards on the march. The Dolphins took over at their own 30 with 1:09 to play. Quinn then connected on three of five passes totaling 27 yards prior to his game-winning touchdown pass.

MIAMI	10	0	0	7	–	17
TAMPA BAY	0	7	0	7	–	14

TEAM	SCORE	DRIVE (Plays/Yards/Time)	QTR	CLOCK TIME
MIA	FG Mare 41	8/23/3:30	1	5:31
MIA	Lucas, 1 run (Mare kick)	3/1/0:35	1	0:05
TB	Williams, 8 pass from King (Gramatica kick)	11/75/5:44	2	4:23
TB	Stecker, 6 pass from Hamilton (Gramatica kick)	7/61/2:19	4	1:09
MIA	Baker, 43 pass from Quinn (Mare kick)	6/70/1:09	4	0:00

ATT. – 65,308

	MIAMI	TAMPA BAY
First Downs/Total-Rush-Pass-Penalty	12/4-8-0	23/7-11-5
Third Down Efficiency	3-12/25.0	5-15/33.3
Total Yards-Plays-Average	286-55-5.2	284-72-3.9
Rushes-Yards-Average	25-62-2.5	32-123-3.8
Net Yards Passing-Sacked-Yards Lost	224-3-17	161-4-34
Passes Attempted-Completed-Intercepted	27-17-0	36-18-1
Punts/Number-Average	7-48.0	6-38.5
Penalties/Number-Yards	8-43	4-20
Fumbles/Number-Lost	2-2	3-2
Time of Possession	27:08	32:52

INDIVIDUAL STATISTICS

RUSHING – Miami: Denson 16-43; Fiedler 1-10; Minor 4-4; Lucas 3-4; Sanders 1-1.

Tampa Bay: Pearson 14-50; Stecker 13-36; Hamilton 3-26; Dunn 2-11.

PASSING – Miami: Fiedler 6-4-0, 75 yards, 0 TDs; Lucas 9-5-0, 57 yards, 0 TDs; Quinn 12-8-0, 109 yards, 1 TD.

Tampa Bay: Johnson 4-2-0, 18 yards, 0 TDs; King 17-9-0, 105 yards, 1 TD; Leaf 4-1-1, 4 yards, 0 TDs; Hamilton 11-6-0, 68 yards, 0 TDs.

RECEIVING – Miami: Minor 4-44; Gadsden 3-40; Denson 2-54; Bridges 2-12; Baker 1-43, 1 TD; McKnight 1-15; Boyd 1-12; Chambers 1-11; Ogden 1-9; Sanders 1-1.

Tampa Bay: Williams 3-25, 1 TD; Stecker 3-24, 1 TD; Murphy 2-30; Dunn 2-18; Kilow 2-17; Vaughn 1-28; Anthony 1-24; Abdullah 1-18; Nunnally 1-7; Willis 1-4; Pearson 1-0.

INTERCEPTIONS – Miami: Fletcher 1- 13 yards.

Tampa Bay: None.

SACKS – Miami: Gregory 1; Ogunleye 1; Russell 1; Taylor 1.

Tampa Bay: Cerqua 1; Thweatt 1; Darby 0.5; Webster 0.5.

MISSED FIELD GOALS – Miami: Mare 19 (WL).

Tampa Bay: None.

PRESEASON GAME 3

CHARGERS 23, DOLPHINS 20 (OT)
August 18, 2001

Pro Player Stadium
Miami, FL

For just the fourth time in team history and the first time since 1988, the Dolphins played a preseason game that went into overtime. The Dolphins were at the Chargers' 45-yard line on their first series of the game before Tay Cody intercepted a Jay Fiedler pass that was first tipped. The Dolphins answered on their next series with a three-play, 80-yard drive that ended with a one-handed grab by Oronde Gadsden in the end zone on a seven-yard pass from Fiedler. Two plays prior to the score, Fiedler connected with James McKnight for a 72-yard completion. After the Dolphins had forced the Chargers into a three-and-out on their first two possessions of the game, San Diego needed just three plays to march 80 yards, en route to a 22-yard scoring run by Ronney Jenkins, two plays after Doug Flutie and Curtis Conway combined for a 37-yard pass, and one play following a 21-yard completion from Flutie to Steve Heiden. Two plays later, McKnight fumbled following a one-yard reception, and Junior Seau recovered at the Dolphins' 26-yard line, leading to a Wade Richey 47-yard field goal four plays afterward. Miami responded with a nine-play, 75-yard drive that used 6:20 of the clock and ended with a seven-yard touchdown pass from Fiedler to Jeff Ogden, 2:49 into the second quarter. Fiedler completed all four of his pass attempts on the drive, totaling 47 yards, and Lamar Smith broke loose for a 23-yard run on the play prior to the score. The Dolphins built a seven-point advantage five minutes later on an Olindo Mare 25-yard field goal. The Dolphins had an opportunity to expand on that lead, but Mare missed wide right on a 33-yard field goal attempt with 56 seconds remaining in the first half. The Chargers equaled the count at 17 with 1:54 to play in the third quarter when Drew Brees hit Trevor Gaylor for a 28-yard touchdown pass, culminating a drive in which Brees completed four of five passes for 70 yards. The Chargers re-gained the lead that they first acquired in the first quarter on a Cedric Oglesby 18-yard field goal, 6:02 into the final period, capping a ten-play, 88-yard drive that consumed 5:44 of the clock. The key play was a 50-yard completion from Brees to Mukala Sikyala that put San Diego at the Miami nine-yard line. The Dolphins answered 3:17 later with a Mare 23-yard field goal that capped a nine-play, 66-yard drive in which a 36-yard pass interference penalty put the Dolphins at the San Diego 20-yard line. The Dolphins had a chance to win the game in regulation, but Mare's 58-yard field goal attempt with 23 seconds to play barely missed wide right. San Diego's Reggie Hunt took the opening kickoff of the overtime period and raced 72 yards to the Dolphins' 15-yard line, setting up Oglesby's 33-yard game-winning field goal on the very next play.

SAN DIEGO	10	0	7	3	3	-	23
MIAMI	7	10	0	3	0	-	20

TEAM	SCORE	DRIVE		CLOCK
		(Plays/Yards/Time)	QTR	TIME
MIA	Gadsden, 7 pass from Fiedler (Mare kick)	3/80/1:33	1	7:45
SD	Jenkins, 22 run (Richey kick)	3/80/1:26	1	6:19
SD	FG Richey 47	4/-3/1:43	1	3:31
MIA	Ogden, 7 pass from Fiedler (Mare kick)	9/75/6:20	2	12:11
MIA	FG Mare 25	8/53/3:45	2	7:07
SD	Gaylor, 28 pass from Brees (Oglesby kick)	7/77/3:24	3	1:54
SD	FG Oglesby 18	10/88/5:44	4	8:58
MIA	FG Mare 23	9/66/3:17	4	5:41
SD	FG Oglesby 33	1/0/0:29	OT	14:31

ATT. - 58,854

	SAN DIEGO	MIAMI
First Downs/Total-Rush-Pass-Penalty	16/3-10-3	20/9-10-1
Third Down Efficiency	5-14/35.7	3-12/25.0
Total Yards-Plays-Average	323-56-5.8	386-63-6.1
Rushes-Yards-Average	21-78-3.7	27-149-5.5
Net Yards Passing-Sacked-Yards Lost	245-2-10	237-2-12
Passes Attempted-Completed-Intercepted	33-18-0	34-19-1
Punts/Number-Average	6-44.5	4-42.3
Penalties/Number-Yards	7-76	12-101
Fumbles/Number-Lost	2-0	2-1
Time of Possession	28:20	32:09

INDIVIDUAL STATISTICS

RUSHING - Miami: Minor 9-45; Smith 8-37; Denson 3-27; Sanders 5-15; Lucas 1-14; Quinn 1-11.
 San Diego: Jenkins 7-30, 1 TD; Sikyala 8-29; Dwight 1-8; Brees 1-7; Witherspoon 1-4; Flutie 1-1; Johnson 1-0; Hill 1-(-1).

PASSING - Miami: Fiedler 10-9-1, 133 yards, 2 TDs; Lucas 9-4-0, 57 yards, 0 TDs; Quinn 15-6-0, 59 yards, 0 TDs.
 San Diego: Flutie 9-3-0, 61 yards, 0 TDs; Brees 24-15-0, 194 yards, 1 TD.

RECEIVING - Miami: Chambers 4-67; McKnight 3-92; Baker 3-31; Gadsden 3-27, 1 TD; Bridges 2-29; Sanders 2-(-1); Ogden 1-7; Konrad 1-(-3).
 San Diego: McCrary 4-20; Gaylor 3-64, 1 TD; Sikyala 2-47; Heiden 2-25; Conway 1-37; Williams 1-31; Batteaux 1-10; Jones 1-8; Dwight 1-6; Witherspoon 1-4; Davis 1-3.

INTERCEPTIONS - Miami: None.
 San Diego: Cody 1-0 yards.

SACKS – Miami: Connor 1; Gregory 1.

San Diego: Perry 1; Pringley 1.

MISSED FIELD GOALS – Miami: Mare 33(WR), 58(WR).

San Diego: None.

PRESEASON GAME 4

PACKERS 17, DOLPHINS 12
August 25, 2001

Lambeau Field
Green Bay, WI

The Packers opened the game by traveling 60 yards in 11 plays en route to a Ryan Longwell 29-yard field goal, 5:46 into the contest. Brett Favre connected with Bill Schroeder on the first play from scrimmage, as the Packers penetrated Dolphins territory. From there, Rondell Mealey rushed for 19 yards on three carries, while also catching one pass for 13 yards to put the Packers in field goal range. Green Bay scored for the second time in as many possessions when Favre hit Corey Bradford for a 16-yard touchdown pass with 2:59 to play in the opening quarter, capping a seven-play, 62-yard drive. The Packers crossed midfield on an 18-yard completion from Favre to Donald Driver on third-and-10. Green Bay also was aided by a 16-yard pass interference penalty on Miami. On the Dolphins' first play from scrimmage on the ensuing series, Darren Sharper intercepted a Jay Fiedler pass and returned it three yards to the Dolphins' 46-yard line. That drive came to a halt three plays later, when Terry Cousin intercepted a Favre pass at the Dolphins' 32-yard line. Miami then mounted a seven-play, 57-yard drive that ended with an Olindo Mare 29-yard field goal, 57 seconds into the second quarter. Lamar Smith accounted for all 57 yards on the drive with 42 yards rushing on three attempts and one reception for 15 yards. The Dolphins got to within four points of the lead with 7:23 to play in the first half on a Mare 44-yard field goal, which capped an eight-play, 33-yard drive that also included a 13-yard pass interference penalty on the Packers. Mare had a chance to connect on his third field goal of the night 41 seconds prior to the half, but his 37-yard attempt missed wide left after the ball was bobbled on the hold. Chris Chambers returned the opening kickoff of the second half 36 yards to the 43-yard line. The Dolphins then put together a 12-play, 51-yard drive that used 6:06 of the clock and ended with a 25-yard field goal by Mare. Chambers tallied two receptions for 22 yards on the drive. The Dolphins claimed their first lead of the night with 1:09 to play in the third quarter on Mare's fourth field goal, from 22 yards away. The nine-play, 48-yard drive started at the Dolphins' 48 following a 31-yard punt return by Jeff Ogden. The Packers re-gained their advantage with 6:07 to play in the game when De'Mond Parker scored on a four-yard run, two plays after Parker broke loose for a 54-yard run to the Dolphins' eight-yard line. The Packers embarked on their game-winning drive from their own five-yard line, and needed just seven plays to travel the length of the field, with Parker rushing for a total of 66 yards on four carries. Green Bay preserved the victory by holding onto the ball for the final 4:18 of the game as they amassed 50 yards and two first downs. Herbert Goodman accounted for all of Green Bay's yardage on the drive with nine carries, including a 32-yard run.

MIAMI	0	6	6	0	-	12
GREEN BAY	10	0	0	7	-	17

TEAM	SCORE	DRIVE		QTR	CLOCK
		(Plays/Yards/Time)			
GB	FG Longwell 29	11/60/5:46	1	9:14	
GB	Bradford, 16 pass from Favre (Longwell kick)	7/62/2:57	1	2:59	
MIA	FG Mare 29	7/57/2:20	2	14:03	
MIA	FG Mare 44	8/33/3:18	2	7:23	
MIA	FG Mare 25	12/51/6:06	3	8:54	
MIA	FG Mare 22	9/48/5:55	3	1:09	
GB	Parker, 4 run (Longwell kick)	7/95/3:27	4	6:07	

ATT. – 59,547

	MIAMI	GREEN BAY
First Downs/Total-Rush-Pass-Penalty	18/7-9-2	16/7-7-2
Third Down Efficiency	9-17/52.9	5-12/41.7
Total Yards-Plays-Average	286-64-4.5	308-54-5.7
Rushes-Yards-Average	23-80-3.5	31-172-5.5
Net Yards Passing-Sacked-Yards Lost	206-0-0	136-0-0
Passes Attempted-Completed-Intercepted	41-24-1	23-10-1
Punts/Number-Average	3-36.3	5-47.6
Penalties/Number-Yards	8-56	8-63
Fumbles/Number-Lost	1-0	2-1
Time of Possession	32:38	27:22

INDIVIDUAL STATISTICS

RUSHING – Miami: Smith 4-46; Denson 13-22; Lucas 2-10; Fiedler 2-3; Sanders 2-(-1).

Green Bay: Parker 9-80, 1 TD; Goodman 16-65; Mealey 3-19; Pederson 2-9; Henderson 1-(-1).

PASSING – Miami: Fiedler 26-14-1, 134 yards, 0 TDs; Lucas 15-10-0, 72 yards, 0 TDs.

Green Bay: Favre 19-7-1, 92 yards, 1 TD; Pederson 4-3-0, 44 yards, 0 TDs.

RECEIVING – Miami: McKnight 5-46; Chambers 3-48; Weaver 3-18; Denson 3-13; Bridges 2-13; Sanders 2-8; Draper 1-16; Smith 1-15; Baker 1-11; Foye 1-6; Goodwin 1-6; Ogden 1-6.

Green Bay: Martin 2-26; Goodman 2-6; Schroeder 1-23; Driver 1-18; Lee 1-18; Bradford 1-16; Parker 1-16; Mealey 1-13.

INTERCEPTIONS – Miami: Cousin 1-0 yards.

Green Bay: Sharper 1-3 yards.

SACKS – Miami: None.

Green Bay: None.

MISSED FIELD GOALS – Miami: Mare 37(WL).

Green Bay: None.

PRESEASON GAME 5

VIKINGS 20, DOLPHINS 7

August 31, 2001

Pro Player Stadium

Miami, FL

After the Dolphins jumped out to a 7-0 lead in the second quarter, the Vikings stormed back for 20 unanswered points as they handed Miami a 20-7 defeat. The Dolphins finished the preseason with a record of 1-4, just the ninth time that they have suffered a losing record during the preseason in their 36-year history, and the first time since 1995 when they went 1-3. The Dolphins posted the first points of the evening on a Ray Lucas one-yard touchdown run, 51 seconds into the second quarter. The five play, 26-yard drive commenced after Sam Madison intercepted a Daunte Culpepper pass and returned it 56 yards. Minnesota responded on the ensuing series with a nine-play, 67-yard drive that ended with a six-yard scoring pass from Culpepper to Randy Moss. The key play on the drive was a 23-yard scramble by Culpepper, followed by a 15-yard personal foul penalty on the Dolphins. The Vikings had a chance to expand on that lead on their following possession, but Jamar Fletcher intercepted a Culpepper pass in the end zone on third-and-goal from the four. Minnesota claimed the lead for good on a Gary Anderson 36-yard field goal as time expired in the first half. The Vikings had a chance to build on the lead with 3:51 to play in the third quarter, but Anderson missed wide right on a 43-yard field goal attempt. Anderson redeemed himself with a 43-yard field goal with three seconds remaining in the third quarter. The Vikings put the game out of reach when Doug Chapman went up the middle for a one-yard touchdown run, 6:31 into the fourth quarter, capping an 11-play, 59-yard drive that used 6:23 of the clock. Chapman rushed for 27 yards on the scoring march. The Dolphins had six second-half possessions, only one of which got into Vikings territory.

MINNESOTA	0	10	3	7	–	20
MIAMI	0	7	0	0	–	7

TEAM	SCORE	DRIVE (Plays/Yards/Time)	QTR	CLOCK TIME
MIA	Lucas, 1 run (Mare kick)	5/26/2:28	2	14:09
MIN	Moss, 6 pass from Culpepper (Anderson kick)	9/67/4:09	2	10:00
MIN	FG Anderson 36	8/30/2:04	2	0:00
MIN	FG Anderson 43	5/5/1:28	3	0:03
MIN	Chapman, 1 run (Anderson kick)	11/59/6:23	4	8:29

ATT. – 60,136

MINNESOTA	MIAMI
First Downs/Total-Rush-Pass-Penalty	20/11-8-1
Third Down Efficiency	7-15/46.7
Total Yards-Plays-Average	345-68-5.1
Rushes-Yards-Average	35-198-5.7
Net Yards Passing-Sacked-Yards Lost	147-1-4
Passes Attempted-Completed-Intercepted	32-15-2
Punts/Number-Average	5-52.2
Penalties/Number-Yards	10-61
Fumbles/Number-Lost	1-0
Time of Possession	33:09

INDIVIDUAL STATISTICS

RUSHING – Miami: Minor 8-46; Denson 9-21; Sanders 3-14; Lucas 5-8, 1 TD; Smith 3-(-7).

Minnesota: Culpepper 4-55; Williams 5-52; Chapman 12-44, 1 TD; Wofford 5-27; Bennett 3-12; Bouman 4-11; Kleinsasser 1-(-1); Miller 1-(-2).

PASSING – Miami: Fiedler 7-5-0, 50 yards, 0 TDs; Lucas 7-2-0, 20 yards, 0 TDs; McNown 6-1-1, 17 yards, 0 TDs; Quinn 0-0-0, 0 yards, 0 TDs.

Minnesota: Culpepper 15-7-2, 96 yards, 1 TD; Bouman 17-8-0, 55 yards, 0 TDs.

RECEIVING – Miami: McKnight 2-23; Weaver 2-20; Bridges 1-17; Goodwin 1-17; Gadsden 1-9; Smith 1-1.

Minnesota: Bell 3-15; Moss 2-31; Jordan 2-10; Carter 1-35; Chamberlain 1-16; Cercone 1-13; Walters 1-11; Walsh 1-6; Chapman 1-5; Reed 1-5; Bennett 1-4.

INTERCEPTIONS – Miami: Madison 1-56 yards; Fletcher 1-0 yards.

Minnesota: Morgan 1-0 yards.

SACKS – Miami: Ogunleye 1.

Minnesota: Chukwurah 1; Robbins 1.

MISSED FIELD GOALS – Miami: None.

Minnesota: Anderson 43(WR).

ALL-TIME PRESEASON RESULTS

1966 (0-4)

DATE	SITE	ATT.	SCORE
8/6	at San Diego	25,712	San Diego 38, Miami 10
8/12	at Miami	36,366	Kansas City 33, Miami 0
8/20	at Jacksonville	11,000	N.Y. Jets 31, Miami 17
8/24	at Memphis	18,442	Denver 28, Miami 16

1967 (2-3)

DATE	SITE	ATT.	SCORE
7/29	at Akron	7,000	Miami 19, Denver 2
8/5	at Memphis	21,200	Miami 10, Buffalo 7
8/12	at Miami	35,871	San Diego 20, Miami 19
8/19	at Miami	50,822	Atlanta 27, Miami 17
9/2	at Charleston	11,214	New Orleans 20, Miami 17

1968 (2-2-1)

DATE	SITE	ATT.	SCORE
8/11	at Rochester	12,000	Miami 28, Buffalo 28
8/17	at Miami	41,909	Miami 23, Philadelphia 7
8/23	at Jacksonville	15,003	Boston 19, Miami 17
8/31	at Miami	63,202	Baltimore 22, Miami 13
9/7	at Miami	31,014	Miami 19, Atlanta 13

1969 (1-5)

DATE	SITE	ATT.	SCORE
8/2	at Tampa	32,932	Minnesota 45, Miami 10
8/9	at Miami	49,592	Chicago 16, Miami 10
8/16	at Miami	31,663	Philadelphia 14, Miami 10
8/23	at Cincinnati	24,127	Cincinnati 28, Miami 21
8/30	at Miami	52,680	Baltimore 23, Miami 10
9/6	at Birmingham	10,700	Miami 13, Boston 0

1970 (4-2)

DATE	SITE	ATT.	SCORE
8/8	at Jacksonville	11,800	Miami 16, Pittsburgh 10
8/15	at Miami	56,739	Miami 20, Cincinnati 10
8/22	at Miami	52,812	Miami 17, San Francisco 7
8/29	at Miami	73,533	Miami 20, Baltimore 13
9/5	at Tampa	32,601	Washington 26, Miami 21
9/12	at Miami	43,714	Atlanta 20, Miami 17

1971 (2-3-1)

DATE	SITE	ATT.	SCORE
8/7	at Miami	64,005	Cincinnati 27, Miami 10
8/13	at Miami	57,008	Miami 17, San Francisco 17
8/21	at Milwaukee	46,464	Green Bay 10, Miami 7
8/28	at Miami	59,567	Miami 28, Detroit 24
9/4	at Miami	57,173	Miami 27, Washington 10
9/11	at Minnesota	45,880	Minnesota 24, Miami 0

1972 (3-3)

DATE	SITE	ATT.	SCORE
8/5	at Detroit	53,194	Detroit 31, Miami 23
8/12	at Miami	73,525	Green Bay 14, Miami 13
8/19	at Cincinnati	55,808	Miami 35, Cincinnati 17
8/25	at Miami	73,470	Miami 24, Atlanta 10
8/31	at Washington	52,098	Washington 27, Miami 24
9/10	at Miami	75,826	Miami 21, Minnesota 19

1973 (4-2-1)

DATE	SITE	ATT.	SCORE
7/27	at Chicago	54,103	Miami 14, College All-Stars 3
8/4	at Miami	78,091	Miami 14, Cincinnati 13
8/11	at Miami	78,112	Miami 14, New Orleans 13
8/18	at Miami	78,590	Miami 9, Chicago 9
8/24	at Miami	78,618	Miami 17, Los Angeles 14
8/31	at Minnesota	45,894	Minnesota 20, Miami 17
9/6	at Dallas	58,656	Dallas 26, Miami 23

1974 (4-2)

DATE	SITE	ATT.	SCORE
8/2	at Cincinnati	37,925	Cincinnati 19, Miami 13
8/10	at Miami	55,073	Miami 45, New Orleans 20
8/19	at Miami	67,963	Miami 21, Minnesota 9
8/24	at Los Angeles	64,663	Los Angeles 31, Miami 13
8/30	at Miami	54,666	Miami 21, Green Bay 10
9/7	at Chicago	55,093	Miami 30, Chicago 7

1975 (5-1)

DATE	SITE	ATT.	SCORE
8/9	at Miami	55,567	Miami 7, Cincinnati 3
8/16	at Miami	52,923	Miami 20, Detroit 14
8/23	at New Orleans	59,646	Miami 20, New Orleans 10
9/1	at Minnesota	47,544	Minnesota 20, Miami 7
9/6	at Miami	51,861	Miami 21, Chicago 10
9/13	at Miami	52,835	Miami 31, N.Y. Giants 13

1976 (6-0)

DATE	SITE	ATT.	SCORE
7/31	at Miami	50,469	Miami 16, Minnesota 3
8/8	at Detroit	53,036	Miami 30, Detroit 21
8/14	at Miami	51,869	Miami 24, Philadelphia 16
8/21	at Tampa Bay	67,466	Miami 28, Tampa Bay 21
8/28	at Houston	43,146	Miami 10, Houston 6
9/4	at New Orleans	63,950	Miami 20, New Orleans 7

1977 (4-2)

DATE	SITE	ATT.	SCORE
8/6	at Tampa Bay	62,056	Miami 13, Tampa Bay 7
8/13	at Miami	43,282	Miami 27, Washington 15
8/20	at Dallas	57,482	Miami 20, Dallas 14
8/26	at Minnesota	47,678	Minnesota 33, Miami 7
9/3	at Miami	38,235	New Orleans 17, Miami 10
9/11	at N.Y. Giants	51,561	Miami 27, N.Y. Giants 21

1978 (4-1)

DATE	SITE	ATT.	SCORE
7/29	at Canton	18,355	Philadelphia 17, Miami 3
8/5	at Miami	45,068	Miami 28, St. Louis 7
8/12	at New Orleans	53,602	Miami 31, New Orleans 17
8/18	at Miami	52,851	Miami 30, Minnesota 22
8/25	at Tampa Bay	70,321	Miami 24, Tampa Bay 20

1979 (4-0)

DATE	SITE	ATT.	SCORE
8/3	at Miami	46,130	Miami 14, New Orleans 7
8/11	at Tampa Bay	70,631	Miami 13, Tampa Bay 7
8/18	at Minnesota	47,696	Miami 21, Minnesota 10
8/24	at Miami	47,951	Miami 14, Philadelphia 13

1980 (3-1)

DATE	SITE	ATT.	SCORE
8/10	at Miami	41,345	Miami 17, Detroit 7
8/18	at Seattle	63,757	Miami 24, Seattle 7
8/23	at Miami	41,986	Minnesota 17, Miami 10
8/29	at New Orleans	51,473	Miami 20, New Orleans 0

1981 (4-0)

DATE	SITE	ATT.	SCORE
8/8	at Minnesota	47,596	Miami 20, Minnesota 6
8/15	at Miami	41,502	Miami 24, Denver 14
8/22	at Detroit	54,676	Miami 31, Detroit 27
8/28	at Miami	41,290	Miami 31, Kansas City 7

1982 (2 -1-1)

DATE	SITE	ATT.	SCORE
8/14	at Miami	45,681	Miami 24, Washington 7
8/21	at Denver	74,465	Denver 17, Miami 14
8/28	at Kansas City	42,403	Miami 17, Kansas City 17 (OT)
9/3	at Miami	46,257	Miami 16, N.Y. Giants 13

1983 (2-2)			
DATE	SITE	ATT.	SCORE
8/6	at Dallas	46,826	Dallas 20, Miami 17
8/13	at Miami	38,735	New Orleans 19, Miami 17
8/19	at Washington	54,750	Miami 38, Washington 7
8/26	at N.Y. Giants	58,732	Miami 24, N.Y. Giants 3
1984 (3-1)			
DATE	SITE	ATT.	SCORE
8/4	at Miami	37,559	Miami 24, Indianapolis 3
8/11	at Minnesota	54,003	Miami 27, Minnesota 7
8/19	at L.A. Raiders	40,099	Miami 29, L.A. Raiders 23
8/24	at Tampa Bay	53,023	Tampa Bay 14, Miami 13
1985 (2-2)			
DATE	SITE	ATT.	SCORE
8/10	at Miami	41,129	Minnesota 16, Miami 13 (OT)
8/17	at Miami	37,557	Miami 27, Buffalo 17
8/24	at L.A. Raiders	45,733	Miami 23, L.A. Raiders 17
8/30	at Atlanta	32,768	Atlanta 19, Miami 17
1986 (2-2)			
DATE	SITE	ATT.	SCORE
8/9	at Minnesota	52,865	Minnesota 30, Miami 16
8/15	at Miami	50,815	Cleveland 17, Miami 10
8/23	at Philadelphia	51,635	Miami 20, Philadelphia 15
8/29	at Miami	45,766	Miami 21, Tampa Bay 3
1987 (2-2)			
DATE	SITE	ATT.	SCORE
8/16	at Miami	63,451	Chicago 10, Miami 3
8/24	at Denver	74,288	Denver 31, Miami 28
8/29	at Philadelphia	38,728	Miami 35, Philadelphia 3
9/4	at Miami	66,236	Miami 34, Buffalo 20
1988 (2-3)			
DATE	SITE	ATT.	SCORE
7/31	at London	70,535	Miami 27, San Francisco 21
8/6	at Chicago	60,386	Chicago 20, Miami 17
8/13	at Miami	51,270	Washington 27, Miami 10
8/19	at Miami	49,795	Miami 16, Denver 13 (OT)
8/26	at Minnesota	51,463	Minnesota 24, Miami 17
1989 (0-4)			
DATE	SITE	ATT.	SCORE
8/14	at Miami	51,085	Chicago 28, Miami 20
8/19	at Jacksonville	56,712	Houston 26, Miami 10
8/25	at Washington	51,438	Washington 35, Miami 21
9/2	at Miami	41,748	Philadelphia 20, Miami 10
1990 (1-3)			
DATE	SITE	ATT.	SCORE
8/11	at Chicago	56,449	Chicago 10, Miami 6
8/18	at Philadelphia	52,404	Philadelphia 23, Miami 14
8/25	at Miami	44,897	Miami 17, Denver 16
8/31	at Miami	44,689	Minnesota 20, Miami 17
1991 (3-2)			
DATE	SITE	ATT.	SCORE
7/26	at Miami	49,939	Chicago 6, Miami 0
8/3	at Tokyo	51,122	Miami 19, L.A. Raiders 17
8/10	at Tampa Bay	51,387	Miami 29, Tampa Bay 13
8/19	at Denver	72,555	Denver 21, Miami 13
8/24	at Miami	44,099	Miami 28, New Orleans 24
1992 (3-2)			
DATE	SITE	ATT.	SCORE
8/1	at Orlando	63,100	Miami 22, Washington 21
8/7	at Miami	50,803	Dallas 27, Miami 24
8/16	at Berlin	60,813	Miami 31, Denver 27
8/22	at Miami	42,136	Miami 22, Tampa Bay 7
8/27	at Baltimore	60,021	New Orleans 17, Miami 3

1993 (3-1)

DATE	SITE	ATT.	SCORE
8/7	at Atlanta	51,798	Miami 28, Atlanta 27
8/14	at Miami	49,896	Miami 19, Washington 10
8/20	at Denver	59,393	Denver 34, Miami 24
8/28	at Miami	43,233	Miami 23, N.Y. Giants 17

1994 (3-2)

DATE	SITE	ATT.	SCORE
7/30	at N.Y. Giants	61,720	Miami 20, N.Y. Giants 19
8/6	at Miami	47,244	Miami 24, Pittsburgh 14
8/13	at Milwaukee	52,759	Miami 31, Green Bay 24
8/20	at Miami	51,242	Tampa Bay 29, Miami 14
8/26	at Minnesota	46,933	Minnesota 31, Miami 16

1995 (1-3)

DATE	SITE	ATT.	SCORE
8/4	at Miami	51,745	Jacksonville 24, Miami 21
8/11	at Atlanta	42,579	Atlanta 37, Miami 0
8/19	at Miami	48,556	Miami 27, Washington 13
8/25	at Orlando	58,595	Tampa Bay 24, Miami 17

1996 (3-1)

DATE	SITE	ATT.	SCORE
8/3	at Miami	51,141	Miami 13, Tampa Bay 10
8/11	at Chicago	50,761	Chicago 24, Miami 21
8/19	at Miami	55,598	Miami 24, Minnesota 17
8/23	at Tampa Bay	40,137	Miami 19, Tampa Bay 7

1997 (3-2)

DATE	SITE	ATT.	SCORE
7/26	at Green Bay	59,089	Green Bay 20, Miami 0
8/4	at Mexico City	104,629	Miami 38, Denver 19
8/10	at Miami	57,782	Miami 21, Chicago 14
8/16	at Tampa Bay	35,024	Tampa Bay 24, Miami 10
8/21	at Miami	57,400	Miami 28, Washington 7

1998 (4-0)

DATE	SITE	ATT.	SCORE
8/8	at Washington	64,243	Miami 19, Washington 16
8/13	at Miami	59,184	Miami 14, Tampa Bay 13
8/23	at San Francisco	53,214	Miami 21, San Francisco 20
8/28	at Miami	61,915	Miami 21, Green Bay 7

1999 (2-2)

DATE	SITE	ATT.	SCORE
8/13	at Miami	59,972	New Orleans 26, Miami 14
8/21	at San Diego	64,537	Miami 13, San Diego 10
8/28	at Miami	61,066	Miami 31, Detroit 10
9/2	at Green Bay	59,810	Green Bay 25, Miami 17

2000 (3-1)

DATE	SITE	ATT.	SCORE
8/5	at Pittsburgh	45,871	Pittsburgh 13, Miami 10
8/10	at Miami	58,703	Miami 15, Tampa Bay 13
8/21	at Miami	60,287	Miami 17, Green Bay 14
8/25	at New Orleans	46,955	Miami 22, New Orleans 17

2001 (1-4)

DATE	SITE	ATT.	SCORE
8/6	at Canton, Ohio	22,736	St. Louis 17, Miami 10
8/13	at Tampa Bay	65,308	Miami 17, Tampa Bay 14
8/18	at Miami	58,854	San Diego 23, Miami 20 (OT)
8/25	at Green Bay	59,547	Green Bay 17, Miami 12
8/31	at Miami	60,136	Minnesota 20, Miami 7

YEAR-BY-YEAR SCORES

● local TV blackout lifted (MN) = Monday night (TH) = Thursday night (SN) = Sunday night (FR) = Friday night

1966: Won 3, Lost 11 **Head Coach: George Wilson**
Fourth (tied) - Eastern Division

				DISTRIB	ACTUAL
9/2	OAKLAND	L	14-23	26,776	25,188
9/9	NEW YORK JETS	L	14-19	34,402	33,650
9/18	at Buffalo	L	24-58	37,546	37,176
10/2	at San Diego	L	10-44	26,451	26,444
10/9	at Oakland	L	10-21	30,787	28,863
10/16	DENVER	W	24-7	23,393	22,191
10/23	at Houston	W	20-13	23,173	21,999
11/6	BUFFALO	L	0-29	37,177	36,685
11/13	at Kansas City	L	16-34	34,063	33,733
11/20	at New York Jets	L	13-30	58,664	57,092
11/27	BOSTON	L	14-20	22,754	22,480
12/4	at Denver	L	7-17	32,592	32,116
12/11	KANSAS CITY	L	18-19	19,387	17,881
12/18	HOUSTON	W	29-28	20,045	19,274
				427,210	414,772

1967: Won 4, Lost 10 **Head Coach: George Wilson**
Third (tied) - Eastern Division

				DISTRIB	ACTUAL
9/17	DENVER	W	35-21	29,381	29,072
9/24	KANSAS CITY	L	0-24	36,272	33,280
10/1	at New York Jets	L	7-29	61,240	59,433
10/8	at Kansas City	L	0-41	45,291	42,920
10/15	at Boston	L	10-41	23,955	17,859
10/22	NEW YORK JETS	L	14-33	30,049	28,392
11/5	at Buffalo	L	13-35	31,622	30,950
11/12	at San Diego	L	0-24	34,761	32,395
11/19	at Oakland	L	17-31	37,295	33,753
11/26	BUFFALO	W	17-14	27,050	24,357
12/3	at Houston	L	14-17	21,865	20,979
12/10	SAN DIEGO	W	41-24	23,032	23,007
12/17	BOSTON	W	41-32	25,969	22,079
12/23	HOUSTON	L	10-41	31,121	29,628
				458,903	428,104

1968: Won 5, Lost 8, Tied 1 **Head Coach: George Wilson**
Third - Eastern Division

				DISTRIB	ACTUAL
9/14	HOUSTON	L	10-24	40,067	38,097
9/21	OAKLAND	L	21-47	30,021	28,751
9/28	KANSAS CITY	L	3-48	28,501	27,732
10/6	at Houston	W	24-7	36,109	35,424
10/12	BUFFALO	T	14-14	28,653	28,559
10/20	at Cincinnati	W	24-22	25,936	25,076
10/27	at Denver	L	14-21	44,115	43,411
11/3	at San Diego	L	28-34	37,281	31,686
11/10	at Buffalo	W	21-17	28,759	28,399
11/17	CINCINNATI	L	21-38	31,747	30,304
11/24	at Boston	W	34-10	18,305	13,646
12/1	at New York Jets	L	17-35	61,766	60,207
12/8	BOSTON	W	38-7	24,902	24,242
12/15	NEW YORK JETS	L	7-31	32,843	31,302
				469,005	446,836

1969: Won 3, Lost 10, Tied 1 **Head Coach: George Wilson**
Fifth - Eastern Division

				DISTRIB	ACTUAL
9/14	at Cincinnati	L	21-27	25,335	24,487
9/20	at Oakland	L	17-20	50,277	48,477

9/28	at Houston	L	10-22	41,086	40,387
10/4	OAKLAND	T	20-20	35,614	32,668
10/11	SAN DIEGO	L	14-21	34,585	33,073
10/19	at Kansas City	L	10-17	49,809	47,038
10/26	BUFFALO	W	24-6	39,837	39,194
11/2	at New York Jets	L	31-34	61,761	60,793
11/9	at Boston	W	17-16	19,821	10,665
11/16	at Buffalo	L	3-28	32,868	32,344
11/23	HOUSTON	L	7-32	27,218	27,114
11/30	Boston (at Tampa)	L	23-38	32,121	27,179
12/7	DENVER	W	27-24	25,332	24,972
12/14	NEW YORK JETS	L	9-27	48,108	42,148
				523,772	490,539

1970: Won 10, Lost 4
Second - Eastern Division

Head Coach: Don Shula

				DISTRIB	ACTUAL
9/20	at Boston	L	14-27	32,607	27,265
9/27	at Houston	W	20-10	39,840	38,779
10/3	OAKLAND	W	20-13	57,140	54,412
10/10	at New York Jets	W	20-6	62,712	61,801
10/18	at Buffalo	W	33-14	41,312	40,820
10/25	CLEVELAND	L	0-28	75,313	70,872
11/1	at Baltimore	L	0-35	60,240	59,305
11/8	at Philadelphia	L	17-24	58,171	53,149
11/15	NEW ORLEANS	W	21-10	42,866	41,557
11/22	BALTIMORE	W	34-17	67,699	63,362
11/30	at Atlanta (MN)	W	20-7	54,036	53,303
12/6	BOSTON	W	37-20	51,034	46,370
12/13	NEW YORK JETS	W	16-10	75,099	71,892
12/20	BUFFALO	W	45-7	70,990	64,957
				789,059	747,844
AMERICAN CONFERENCE PLAYOFF					
12/27	at Oakland	L	14-21	54,401	52,594

1971: Won 10, Lost 3, Tied 1
First - Eastern Division

Head Coach: Don Shula

				DISTRIB	ACTUAL
9/19	at Denver	T	10-10	51,228	50,499
9/26	at Buffalo	W	29-14	45,139	44,626
10/3	NEW YORK JETS	L	10-14	70,670	67,161
10/10	at Cincinnati	W	23-13	60,099	59,090
10/17	NEW ENGLAND	W	41-3	58,822	56,222
10/24	at New York Jets	W	30-14	62,130	61,170
10/31	at Los Angeles	W	20-14	72,903	68,386
11/7	BUFFALO	W	34-0	61,016	57,748
11/14	PITTSBURGH	W	24-21	66,435	63,178
11/21	BALTIMORE	W	17-14	75,312	73,063
11/29	CHICAGO (MN)	W	34-3	75,312	73,071
12/5	at New England	L	13-34	61,457	60,110
12/11	at Baltimore	L	3-14	60,238	59,293
12/19	GREEN BAY	W	27-6	75,312	74,215
				896,073	867,832
AMERICAN CONFERENCE PLAYOFF					
12/25	at Kansas City	W	27-24 (2 OT)	50,374	45,882
AMERICAN CONFERENCE CHAMPIONSHIP					
1/2	BALTIMORE	W	21-0	78,939	78,629
SUPER BOWL VI AT NEW ORLEANS					
1/16	Dallas	L	3-24	81,023	80,591

1972: Won 14, Lost 0
First- Eastern Division

Head Coach: Don Shula

				DISTRIB	ACTUAL
9/17	at Kansas City	W	20-10	79,829	78,736
9/24	HOUSTON	W	34-13	77,821	75,069
10/1	at Minnesota	W	16-14	47,900	45,766
10/8	at New York Jets	W	27-17	63,841	61,720
10/15	SAN DIEGO	W	24-10	80,010	78,212
10/22	BUFFALO	W	24-23	80,010	78,175

10/29	at Baltimore	W	23-0	60,000	59,303
11/5	at Buffalo	W	30-16	46,206	45,659
11/12	NEW ENGLAND	W	52-0	80,010	78,148
11/19	NEW YORK JETS	W	28-24	80,010	78,166
11/27	ST. LOUIS (MN)	W	31-10	80,010	78,190
12/3	at New England	W	37-21	60,999	60,144
12/10	at New York Giants	W	23-13	62,728	62,728
12/16	BALTIMORE	W	16-0	80,010	78,202
				979,384	958,218

AMERICAN CONFERENCE PLAYOFF

12/24	CLEVELAND	W	20-14	78,916	78,196
-------	-----------------	---	-------	--------	--------

AMERICAN CONFERENCE CHAMPIONSHIP

12/31	at Pittsburgh	W	21-17	50,845	50,350
-------	---------------------	---	-------	--------	--------

SUPER BOWL VII AT LOS ANGELES

1/14	Washington	W	14-7	90,182	85,462
------	------------------	---	------	--------	--------

1973: Won 12, Lost 2
First- Eastern Division

Head Coach: Don Shula

				DISTRIB	ACTUAL
9/16	● SAN FRANCISCO	W	21-13	78,768	68,275
9/23	at Oakland	L	7-12	74,121	74,044
9/30	● NEW ENGLAND	W	44-23	78,830	62,508
10/7	● NEW YORK JETS	W	31-3	78,821	63,850
10/15	● at Cleveland (MN)	W	17-9	78,424	72,070
10/21	● BUFFALO	W	27-6	78,738	65,241
10/28	● at New England	W	30-14	60,268	57,617
11/4	● at New York Jets	W	24-14	61,462	57,591
11/11	● BALTIMORE	W	44-0	78,854	60,332
11/18	● at Buffalo	W	17-0	79,401	77,138
11/22	● at Dallas	W	14-7	62,967	58,089
12/3	● PITTSBURGH (MN)	W	30-26	78,922	68,901
12/9	at Baltimore	L	3-16	57,834	41,005
12/15	● DETROIT	W	34-7	78,337	53,375
				1,025,747	880,036

AMERICAN CONFERENCE PLAYOFF

12/23	CINCINNATI	W	34-16	78,928	75,770
-------	------------------	---	-------	--------	--------

AMERICAN CONFERENCE CHAMPIONSHIP

12/30	● OAKLAND	W	27-10	79,325	75,105
-------	-----------------	---	-------	--------	--------

SUPER BOWL VIII AT HOUSTON

1/13	Minnesota	W	24-7	71,882	68,142
------	-----------------	---	------	--------	--------

1974: Won 11, Lost 3
First - Eastern Division

Head Coach: Don Shula

				DISTRIB	ACTUAL
9/15	at New England	L	24-34	55,006	54,193
9/22	● at Buffalo	W	24-16	79,463	78,990
9/29	at San Diego	W	28-21	45,098	44,706
10/7	● NEW YORK JETS (MN)	W	21-17	78,219	61,527
10/13	● at Washington	L	17-20	54,395	54,395
10/20	KANSAS CITY	W	9-3	75,358	67,779
10/27	BALTIMORE	W	17-7	72,849	65,868
11/3	ATLANTA	W	42-7	74,935	64,399
11/10	at New Orleans	W	21-0	74,289	73,458
11/17	● BUFFALO	W	35-28	78,771	69,313
11/24	● at New York Jets	L	14-17	60,481	57,162
12/2	CINCINNATI (MN)	W	24-3	78,675	71,962
12/8	at Baltimore	W	17-16	40,911	34,420
12/15	● NEW ENGLAND	W	34-27	78,611	56,920
				947,061	855,092

AMERICAN CONFERENCE PLAYOFF

12/21	at Oakland	L	26-28	53,023	52,817
-------	------------------	---	-------	--------	--------

1975: Won 10, Lost 4
First (Tied) - Eastern Division

Head Coach: Don Shula

				DISTRIB	ACTUAL
9/22	OAKLAND (MN)	L	21-31	78,805	78,744
9/28	● at New England	W	22-14	61,279	60,602
10/5	● at Green Bay	W	31-7	56,267	55,270
10/12	PHILADELPHIA	W	24-16	62,925	60,127

10/19	● at New York Jets	W	43-0	60,471	47,191
10/26	● at Buffalo	W	35-30	79,429	79,080
11/2	at Chicago	W	46-13	56,577	51,298
11/9	NEW YORK JETS	W	27-7	75,631	72,896
11/16	● at Houston	L	19-20	50,494	48,892
11/23	BALTIMORE	L	17-33	67,029	61,986
12/1	NEW ENGLAND (MN)	W	20-7	68,480	61,963
12/7	BUFFALO	W	31-21	78,701	74,573
12/14	● at Baltimore	L	7-10 (OT)	59,808	59,398
12/20	DENVER	W	14-13	56,187	43,064
				912,083	855,084

1976: Won 6, Lost 8 **Head Coach: Don Shula**
Third-Eastern Division

				DISTRIB	ACTUAL
9/13	at Buffalo (MN)	W	30-21	77,800	77,683
9/19	at New England	L	14-30	46,227	46,053
9/26	NEW YORK JETS	W	16-0	53,600	49,754
10/3	LOS ANGELES	L	28-31	65,314	60,753
10/10	● at Baltimore	L	14-28	59,295	58,832
10/17	KANSAS CITY	L	17-20 (OT)	50,471	43,325
10/24	at Tampa Bay	W	23-20	63,016	59,155
10/31	NEW ENGLAND	W	10-3	57,984	52,863
11/7	at New York Jets	W	27-7	58,882	53,344
11/14	● at Pittsburgh	L	3-14	49,813	48,945
11/22	BALTIMORE (MN)	L	16-17	68,372	62,104
11/28	at Cleveland	L	13-17	76,562	74,715
12/5	BUFFALO	W	45-27	51,423	43,475
12/11	MINNESOTA	L	7-29	52,945	46,543
				831,704	777,544

1977: Won 10, Lost 4 **Head Coach: Don Shula**
First (Tied) - Eastern Division

				DISTRIB	ACTUAL
9/18	at Buffalo	W	13-0	78,048	76,097
9/25	at San Francisco	W	19-15	45,560	40,503
10/2	HOUSTON	W	27-7	50,764	49,619
10/9	at Baltimore	L	28-45	57,829	57,005
10/16	NEW YORK JETS	W	21-17	45,048	43,446
10/23	SEATTLE	W	31-13	38,967	29,858
10/30	SAN DIEGO	L	13-14	47,525	40,670
11/6	at New York Jets	W	14-10	53,698	51,582
11/13	NEW ENGLAND	W	17-5	67,907	67,502
11/20	● at Cincinnati	L	17-23	58,710	46,733
11/24	● at St. Louis	W	55-14	50,855	50,269
12/5	● BALTIMORE (MN)	W	17-6	74,216	68,977
12/11	● at New England	L	10-14	61,279	61,064
12/17	BUFFALO	W	31-14	45,855	39,626
				776,261	722,951

1978: Won 11, Lost 5 **Head Coach: Don Shula**
First (Tied) - Eastern Division

				DISTRIB	ACTUAL
9/3	at New York Jets	L	20-33	53,941	49,598
9/10	at Baltimore	W	42-0	47,658	46,426
9/17	BUFFALO	W	31-24	51,362	48,373
9/24	● at Philadelphia	L	3-17	64,328	62,998
10/1	ST. LOUIS	W	24-10	47,650	43,882
10/9	CINCINNATI (MN)	W	21-0	57,481	54,729
10/15	at San Diego	W	28-21	51,426	50,637
10/22	● at New England	L	24-33	61,297	60,424
10/29	BALTIMORE	W	26-8	55,783	53,524
11/5	● DALLAS	W	23-16	74,058	70,414
11/12	at Buffalo	W	25-24	50,110	48,623
11/20	● at Houston (MN)	L	30-35	51,189	50,290
11/26	NEW YORK JETS	L	13-24	53,900	49,255
12/3	● at Washington	W	16-0	54,239	52,860
12/10	OAKLAND	W	23-6	73,889	73,003
12/18	NEW ENGLAND (MN)	W	23-3	73,945	72,071
				922,256	887,107

AFC WILD-CARD PLAYOFF

12/24 HOUSTON L 9-17 72,445 70,036

1979: Won 10, Lost 6 Head Coach: Don Shula
First - Eastern Division

				DISTRIB	ACTUAL
9/2	at Buffalo	W	9-7	70,841	69,441
9/9	SEATTLE	W	19-10	60,045	56,233
9/16	● at Minnesota	W	27-12	47,748	44,187
9/23	CHICAGO	W	31-16	66,598	66,011
9/30	at New York Jets	L	27-33	59,595	51,496
10/8	● at Oakland (MN)	L	3-13	53,419	52,419
10/14	BUFFALO	W	17-7	54,062	45,597
10/21	● at New England	L	13-28	61,297	61,096
10/28	GREEN BAY	W	27-7	54,343	47,741
11/5	HOUSTON (MN)	L	6-9	73,900	70,273
11/11	BALTIMORE	W	19-0	56,884	50,193
11/18	at Cleveland	L	24-30 (OT)	81,300	80,374
11/25	at Baltimore	W	28-24	44,989	36,016
11/29	● NEW ENGLAND (TH)	W	39-24	73,628	69,174
12/9	at Detroit	W	28-10	79,073	78,087
12/15	NEW YORK JETS	L	24-27	58,620	49,915
				996,342	930,253

AMERICAN CONFERENCE PLAYOFF

12/30 ● at Pittsburgh L 14-34 50,320 50,214

1980: Won 8, Lost 8 Head Coach: Don Shula
Third - Eastern Division

				DISTRIB	ACTUAL
9/7	at Buffalo	L	7-17	80,020	79,598
9/14	CINCINNATI	W	17-16	45,480	38,322
9/21	● at Atlanta	W	20-17	58,558	55,479
9/28	NEW ORLEANS	W	21-16	46,599	40,946
10/5	BALTIMORE	L	17-30	53,838	50,631
10/12	● at New England	L	0-34	60,392	60,377
10/19	BUFFALO	W	17-14	49,499	41,636
10/27	at New York Jets (MN)	L	14-17	59,677	53,046
11/2	at Oakland	L	10-16	47,274	46,378
11/9	● at Los Angeles	W	35-14	67,751	62,198
11/16	SAN FRANCISCO	W	17-13	50,219	45,135
11/20	SAN DIEGO (TH)	L	24-27 (OT)	66,009	63,013
11/30	● at Pittsburgh	L	10-23	54,082	51,384
12/8	NEW ENGLAND (MN)	W	16-13 (OT)	63,936	63,292
12/14	at Baltimore	W	24-14	36,136	30,564
12/20	NEW YORK JETS	L	17-24	47,920	41,854
				887,390	823,853

1981: Won 11, Lost 4, Tied 1 Head Coach: Don Shula
First - Eastern Division

				DISTRIB	ACTUAL
9/6	at St. Louis	W	20-7	50,923	50,351
9/10	PITTSBURGH (TH)	W	30-10	75,059	74,190
9/20	● at Houston	W	16-10	51,344	47,379
9/27	at Baltimore	W	31-28	42,452	41,630
10/4	NEW YORK JETS	T	28-28 (OT)	69,631	68,723
10/12	● at Buffalo (MN)	L	21-31	79,275	78,576
10/18	WASHINGTON	W	13-10	51,710	47,367
10/25	● at Dallas	L	27-28	65,066	64,221
11/1	BALTIMORE	W	27-10	50,473	46,061
11/8	● at New England	W	30-27 (OT)	61,297	60,436
11/15	OAKLAND	L	17-33	66,359	61,777
11/22	● at New York Jets	L	15-16	60,370	59,962
11/30	● PHILADELPHIA (MN)	W	13-10	73,916	67,797
12/6	NEW ENGLAND	W	24-14	54,326	50,421
12/13	at Kansas City	W	17-7	57,477	57,407
12/19	BUFFALO	W	16-6	73,629	72,956
				983,307	949,254

AMERICAN CONFERENCE PLAYOFF

1/2 ● SAN DIEGO L 38-41 (OT) 74,233 73,735

1982:	Won 7, Lost 2			Head Coach: Don Shula	
	Second (Tied) - American Football Conference				
				DISTRIB	ACTUAL
9/12	at New York Jets	W	45-28	54,236	53,360
9/19	BALTIMORE	W	24-20	53,823	51,999
11/21	at Buffalo	W	9-7	54,475	52,945
11/29	at Tampa Bay (MN)	L	17-23	70,686	54,854
12/5	MINNESOTA	W	22-14	50,474	45,721
12/12	at New England	L	0-3	33,293	25,716
12/18	NEW YORK JETS	W	20-19	67,825	67,702
12/27	BUFFALO (MN)	W	27-10	75,051	73,924
1/2	at Baltimore	W	34-7	22,354	19,073
				482,217	445,294

Games Lost to Strike: at Green Bay (9/26), at Cincinnati (10/3), DETROIT (10/10), NEW ENGLAND (10/17), at L.A. Raiders (10/31), SAN DIEGO (MN, 11/8), CLEVELAND (11/14)

AMERICAN CONFERENCE PLAYOFF (first round)					
1/8	NEW ENGLAND	W	28-13	70,881	68,842
AMERICAN CONFERENCE PLAYOFF (second round)					
1/16	● SAN DIEGO	W	34-13	73,772	71,383
AMERICAN CONFERENCE CHAMPIONSHIP					
1/23	● NEW YORK JETS	W	14-0	74,918	67,396
SUPER BOWL XVII AT PASADENA					
1/30	Washington	L	17-27		103,667

1983:	Won 12, Lost 4			Head Coach: Don Shula	
	First - Eastern Division				
				DISTRIB	ACTUAL
9/4	at Buffalo	W	12-0	80,020	78,715
9/11	NEW ENGLAND	W	34-24	62,309	59,343
9/19	at L.A. Raiders (MN)	L	14-27	60,696	57,796
9/25	KANSAS CITY	W	14-6	55,125	50,785
10/2	at New Orleans	L	7-17	71,081	66,489
10/9	BUFFALO	L	35-38 (OT)	62,716	59,948
10/16	at New York Jets	W	32-14	60,370	58,615
10/23	at Baltimore	W	21-7	45,768	32,343
10/30	L.A. RAMS	W	30-14	74,856	72,175
11/6	at San Francisco	W	20-17	61,047	57,832
11/13	at New England.....	L	6-17	61,150	60,771
11/20	BALTIMORE	W	37-0	59,736	54,482
11/28	● CINCINNATI (MN)	W	38-14	75,007	74,506
12/4	at Houston.....	W	24-17	50,365	39,434
12/10	ATLANTA.....	W	31-24	62,552	56,725
12/16	NEW YORK JETS (FR) ...	W	34-14	75,057	59,975
				1,017,855	939,934
	AMERICAN CONFERENCE PLAYOFF				
12/31	SEATTLE.....	L	20-27	75,116	71,032

1984:	Won 14, Lost 2			Head Coach: Don Shula	
	First - Eastern Division				
				DISTRIB	ACTUAL
9/2	● at Washington	W	35-17	55,431	52,683
9/9	NEW ENGLAND	W	28-7	67,843	66,083
9/17	at Buffalo (MN)	W	21-17	66,317	65,455
9/23	INDIANAPOLIS	W	44-7	57,813	55,415
9/30	at St. Louis	W	36-28	48,605	46,991
10/7	● at Pittsburgh	W	31-7	59,103	59,103
10/14	HOUSTON	W	28-10	59,106	54,080
10/21	at New England.....	W	44-24	60,890	60,711
10/28	BUFFALO	W	38-7	61,897	58,824
11/4	at New York Jets	W	31-17	76,891	72,655
11/11	PHILADELPHIA	W	24-23	70,805	70,227
11/18	at San Diego	L	28-34 (OT)	60,234	53,041
11/26	NEW YORK JETS (MN)...	W	28-17	75,002	74,884
12/2	● L.A. RAIDERS	L	34-45	75,151	71,222
12/9	● at Indianapolis	W	35-17	60,695	60,411
12/17	● DALLAS (MN)	W	28-21	75,105	74,139
				1,030,888	995,924

AMERICAN CONFERENCE PLAYOFF					
12/29	● SEATTLE.....	W	31-10	74,291	73,469
AMERICAN CONFERENCE CHAMPIONSHIP					
1/6	● PITTSBURGH	W	45-28	76,029	76,029
SUPER BOWL XIX AT PALO ALTO					
1/20	San Francisco	L	16-38		84,059

1985: Won 12, Lost 4 **Head Coach: Don Shula**
First - Eastern Division

				DISTRIB	ACTUAL
9/8	at Houston	L	23-26	50,157	47,656
9/15	INDIANAPOLIS	W	30-13	57,772	53,693
9/22	KANSAS CITY	W	31-0	72,238	69,791
9/29	● at Denver	W	30-26	75,100	73,614
10/6	● PITTSBURGH	W	24-20	75,070	72,820
10/14	● at New York Jets (MN)	L	7-23	76,891	73,807
10/20	TAMPA BAY	W	41-38	62,987	62,335
10/27	● at Detroit	L	21-31	80,638	75,291
11/3	● at New England	L	13-17	61,000	58,811
11/10	● NEW YORK JETS	W	21-17	75,275	73,695
11/17	● at Indianapolis	W	34-20	60,656	59,666
11/24	at Buffalo	W	23-14	53,529	50,474
12/2	● CHICAGO (MN)	W	38-24	75,594	75,594
12/8	● at Green Bay	W	34-24	56,860	52,671
12/16	● NEW ENGLAND (MN)	W	30-27	75,825	69,489
12/22	BUFFALO	W	28-0	65,686	64,811
				1,075,278	1,034,218

AMERICAN CONFERENCE PLAYOFF					
1/4	● CLEVELAND	W	24-21	75,842	75,128
AMERICAN CONFERENCE CHAMPIONSHIP					
1/12	● NEW ENGLAND	L	14-31	76,270	74,978

1986: Won 8, Lost 8 **Head Coach: Don Shula**
Third - Eastern Division

				DISTRIB	ACTUAL
9/7	● at San Diego	L	28-50	60,147	57,726
9/14	INDIANAPOLIS	W	30-10	58,442	51,848
9/21	● at New York Jets	L	45-51 (OT)	76,891	71,025
9/28	SAN FRANCISCO	L	16-31	74,730	70,264
10/5	● at New England	L	7-34	61,000	60,689
10/12	BUFFALO	W	27-14	59,089	49,467
10/19	● L.A. RAIDERS	L	28-30	75,284	53,421
10/26	● at Indianapolis	W	17-13	60,596	58,350
11/2	HOUSTON	W	28-7	56,321	43,804
11/10	● at Cleveland (MN)	L	16-26	79,793	77,949
11/16	● at Buffalo	W	34-24	80,290	76,474
11/24	● NEW YORK JETS (MN)	W	45-3	76,254	70,206
11/30	ATLANTA	L	14-20	62,309	53,762
12/7	at New Orleans	W	31-27	69,136	64,761
12/14	● at L.A. Rams	W	37-31 (OT)	68,379	62,629
12/22	NEW ENGLAND (MN)	L	27-34	76,254	74,516
				1,094,915	996,891

1987: Won 8, Lost 7 **Head Coach: Don Shula**
Second (Tied) - Eastern Division

				DISTRIB	ACTUAL
9/13	● at New England	L	21-28	60,864	54,642
9/20	at Indianapolis	W	23-10	58,704	57,524
10/4	● at Seattle	L	20-24	32,056	19,448
10/11	KANSAS CITY	W	42-0	43,875	25,867
10/18	● at New York Jets	L	31-37 (OT)	39,000	18,249
10/25	BUFFALO	L	31-34 (OT)	70,592	61,295
11/1	PITTSBURGH	W	35-24	72,028	52,578
11/8	● at Cincinnati	W	20-14	59,931	53,840
11/15	INDIANAPOLIS	L	21-40	72,070	65,433
11/22	● at Dallas (SN)	W	20-14	63,292	56,519
11/29	at Buffalo	L	0-27	72,350	68,055
12/7	● NEW YORK JETS (MN)	W	37-28	72,672	62,592
12/13	● at Philadelphia	W	28-10	65,746	63,841

12/20	● WASHINGTON (SN)	W	23-21	72,743	65,715
12/28	● NEW ENGLAND (MN)	L	10-24	72,630	61,192
				928,553	786,790

Game Lost to Strike: NEW YORK GIANTS (9/27)

1988: Won 6, Lost 10 **Head Coach: Don Shula**
Fifth - Eastern Division

				DISTRIB	ACTUAL
9/4	● at Chicago	L	7-34	66,496	63,330
9/11	● at Buffalo	L	6-9	80,343	79,529
9/18	GREEN BAY	W	24-14	61,965	54,409
9/25	● at Indianapolis	L	13-15	60,577	59,638
10/2	MINNESOTA	W	24-7	65,757	59,867
10/9	at L.A. Raiders	W	24-14	55,178	50,751
10/16	SAN DIEGO	W	31-28	64,623	58,972
10/23	NEW YORK JETS	L	30-44	72,756	68,292
10/30	at Tampa Bay	W	17-14	74,314	67,352
11/6	● at New England	L	10-21	60,945	60,840
11/14	BUFFALO (MN)	L	6-31	72,610	67,091
11/20	NEW ENGLAND (SN)	L	3-6	65,009	53,525
11/27	● at New York Jets	L	34-38	76,891	52,752
12/4	INDIANAPOLIS	L	28-31	61,613	45,236
12/12	CLEVELAND (MN)	W	38-31	71,518	61,884
12/18	● at Pittsburgh	L	24-40	59,000	36,051
				1,069,595	939,519

1989: Won 8, Lost 8 **Head Coach: Don Shula**
Second (Tied) - Eastern Division

				DISTRIB	ACTUAL
9/10	BUFFALO	L	24-27	58,373	54,541
9/17	at New England	W	24-10	58,089	57,043
9/24	NEW YORK JETS	L	33-40	67,673	65,908
10/1	at Houston	L	7-39	53,617	53,326
10/8	CLEVELAND	W	13-10 (OT)	64,542	58,444
10/15	● at Cincinnati	W	20-13	60,044	58,184
10/22	GREEN BAY	W	23-20	60,570	56,624
10/29	● at Buffalo	L	17-31	80,422	80,208
11/5	INDIANAPOLIS	W	19-13	57,916	52,680
11/12	● at New York Jets	W	31-23	76,891	65,923
11/19	at Dallas	W	17-14	58,738	56,044
11/26	PITTSBURGH	L	14-34	65,302	59,936
12/3	at Kansas City	L	21-26	56,004	54,610
12/10	NEW ENGLAND (SN)	W	31-10	62,127	55,918
12/17	● at Indianapolis	L	13-42	60,643	55,665
12/24	KANSAS CITY	L	24-27	55,952	43,612
				996,903	928,666

1990: Won 12, Lost 4 **Head Coach: Don Shula**
Second - Eastern Division

				DISTRIB	ACTUAL
9/9	at New England	W	27-24	45,628	45,305
9/16	BUFFALO	W	30-7	68,490	68,142
9/23	● at New York Giants	L	3-20	77,186	76,483
9/30	● at Pittsburgh	W	28-6	59,000	54,691
10/7	NEW YORK JETS	W	20-16	71,835	69,678
10/18	NEW ENGLAND (TH)	W	17-10	65,017	62,630
10/28	● at Indianapolis	W	27-7	60,649	59,213
11/4	PHOENIX	W	23-3	57,652	54,924
11/11	● at New York Jets	W	17-3	76,891	68,362
11/19	● L.A. RAIDERS (MN)	L	10-13	72,393	70,553
11/25	at Cleveland	W	30-13	73,195	70,225
12/2	● at Washington	L	20-42	55,683	53,599
12/9	● PHILADELPHIA (SN)	W	23-20 (OT)	71,904	67,034
12/16	SEATTLE	W	24-17	61,843	57,851
12/23	● at Buffalo	L	14-24	80,433	80,235
12/30	INDIANAPOLIS	W	23-17	63,797	59,547
				1,061,596	1,018,472

AMERICAN CONFERENCE FIRST ROUND PLAYOFF

1/5	● KANSAS CITY	W	17-16	73,067	67,276
-----	---------------------	---	-------	--------	--------

AMERICAN CONFERENCE DIVISIONAL PLAYOFF

1/12	● at Buffalo	L	34-44	80,252	77,087
------	--------------------	---	-------	--------	--------

1991:	Won 8, Lost 8	Head Coach: Don Shula			
	Second (Tied) - Eastern Division				

				DISTRIB	ACTUAL
9/1	● at Buffalo	L	31-35	80,368	80,252
9/8	INDIANAPOLIS	W	17-6	55,076	51,155
9/15	at Detroit.....	L	13-17	59,693	56,896
9/22	GREEN BAY	W	16-13	57,799	56,583
9/29	● at New York Jets	L	23-41	76,891	71,170
10/6	at New England.....	W	20-10	55,075	49,749
10/13	● at Kansas City.....	L	7-42	77,865	76,021
10/20	HOUSTON	L	13-17	66,328	60,705
11/3	at Indianapolis	W	10-6	57,154	55,899
11/10	NEW ENGLAND (SN).....	W	30-20	59,169	56,065
11/18	● BUFFALO (MN).....	L	27-41	72,839	71,062
11/24	● at Chicago	W	16-13 (OT)	66,946	58,288
12/1	TAMPA BAY.....	W	33-14	59,393	51,036
12/9	CINCINNATI (MN).....	W	37-13	64,844	60,616
12/15	at San Diego	L	30-38	53,140	47,731
12/22	● NEW YORK JETS.....	L	20-23 (OT)	72,487	69,636
				1,035,067	972,864

1992:	Won 11, Lost 5	Head Coach: Don Shula			
	First - Eastern Division				

				DISTRIB	ACTUAL
9/14	at Cleveland (MN)	W	27-23	76,910	74,765
9/20	L.A. RAMS	W	26-10	59,892	55,945
9/27	● at Seattle	W	19-17	65,879	59,374
10/4	● at Buffalo	W	37-10	80,404	80,368
10/11	ATLANTA.....	W	21-17	71,646	68,633
10/18	NEW ENGLAND	W	38-17	61,120	57,282
10/25	INDIANAPOLIS	L	20-31	62,515	61,117
11/1	● at New York Jets	L	14-26	76,891	69,313
11/8	at Indianapolis	W	28-0	61,046	59,892
11/16	● BUFFALO (MN).....	L	20-26	72,460	70,629
11/22	● HOUSTON	W	19-16	72,009	63,597
11/29	● at New Orleans	L	13-24	68,591	68,591
12/6	● at San Francisco	L	3-27	66,461	58,474
12/14	● L.A. RAIDERS (MN).....	W	20-7	72,220	67,098
12/20	● NEW YORK JETS (SN) ...	W	19-17	72,133	68,275
12/27	at New England.....	W	16-13 (OT)	43,137	34,726
				1,083,314	1,018,079

AMERICAN CONFERENCE DIVISIONAL PLAYOFF

1/10	● SAN DIEGO	W	31-0	72,625	71,224
1/17	● BUFFALO	L	10-29	72,996	72,703

AMERICAN CONFERENCE CHAMPIONSHIP

1993:	Won 9, Lost 7	Head Coach: Don Shula			
	Second - Eastern Division				

				DISTRIB	ACTUAL
9/5	at Indianapolis	W	24-20	54,249	51,858
9/12	NEW YORK JETS.....	L	14-24	73,150	70,314
9/26	● at Buffalo	W	22-13	80,076	79,635
10/4	● WASHINGTON (MN).....	W	17-10	73,672	68,568
10/10	● at Cleveland	W	24-14	78,512	78,138
10/24	INDIANAPOLIS (SN).....	W	41-27	61,209	57,301
10/31	● KANSAS CITY	W	30-10	73,886	67,765
11/7	● at New York Jets	L	10-27	77,289	71,306
11/14	● at Philadelphia.....	W	19-14	66,552	64,213
11/21	NEW ENGLAND	W	17-13	65,929	59,982
11/25	● at Dallas	W	16-14	60,198	60,198
12/5	● NEW YORK GIANTS	L	14-19	74,444	72,161
12/13	● PITTSBURGH (MN).....	L	20-21	73,882	70,232
12/19	● BUFFALO	L	34-47	74,504	71,597
12/27	● at San Diego (MN).....	L	20-45	63,349	60,311
1/2	● at New England.....	L	27-33 (OT)	60,290	53,883
				1,111,191	1,057,462

1994: Won 10, Lost 6
First - Eastern Division

Head Coach: Don Shula

				DISTRIB	ACTUAL
9/4	NEW ENGLAND	W	39-35	73,821	71,023
9/11	● Green Bay (at Mil.)	W	24-14	56,051	55,011
9/18	● NEW YORK JETS	W	28-14	73,925	68,977
9/25	● at Minnesota	L	35-38	64,035	64,035
10/2	● at Cincinnati (SN)	W	23-7	59,943	55,056
10/9	● at Buffalo	L	11-21	79,583	79,491
10/16	● L.A. RAIDERS	W	20-17 (OT)	74,207	70,112
10/30	● at New England	W	23-3	60,292	59,167
11/6	INDIANAPOLIS	W	22-21	74,028	71,158
11/13	● CHICAGO	L	14-17	74,340	64,871
11/20	● at Pittsburgh	L	13-16 (OT)	59,148	59,148
11/27	● at New York Jets	W	28-24	77,716	75,606
12/4	● BUFFALO (SN)	L	31-42	74,436	69,358
12/12	● KANSAS CITY (MN)	W	45-28	74,421	71,578
12/18	● at Indianapolis	L	6-10	60,714	58,867
12/25	● DETROIT (SN)	W	27-20	74,302	70,980
				1,110,962	1,064,438
AMERICAN CONFERENCE FIRST-ROUND PLAYOFF					
12/31	● KANSAS CITY	W	27-17	74,248	69,757
AMERICAN CONFERENCE DIVISIONAL PLAYOFF					
1/8	● at San Diego	L	21-22	63,682	63,381

1995: Won 9, Lost 7
Second (Tied) - Eastern Division

Head Coach: Don Shula

				DISTRIB	ACTUAL
9/3	● NEW YORK JETS	W	52-14	74,900	71,317
9/10	● at New England	W	20-3	60,292	60,239
9/18	● PITTSBURGH (MN)	W	23-10	75,186	72,874
10/1	● at Cincinnati	W	26-23	56,448	52,671
10/8	● INDIANAPOLIS	L	24-27 (OT)	75,181	68,471
10/15	at New Orleans	L	30-33	64,529	55,628
10/22	● at N.Y. Jets	L	16-17	77,716	67,228
10/29	● BUFFALO	W	23-6	75,224	71,060
11/5	● at San Diego (SN)	W	24-14	63,199	61,996
11/12	● NEW ENGLAND	L	17-34	75,378	70,399
11/20	● SAN FRANCISCO (MN)	L	20-44	75,557	73,080
11/26	● at Indianapolis	L	28-36	60,902	60,414
12/3	● ATLANTA	W	21-20	75,217	63,395
12/11	● KANSAS CITY (MN)	W	13-6	75,311	70,321
12/17	● at Buffalo	L	20-23	79,703	79,531
12/24	● at St. Louis	W	41-22	65,728	63,876
				1,129,674	1,062,500
AMERICAN CONFERENCE FIRST-ROUND PLAYOFF					
12/30	● at Buffalo	L	22-37	79,671	73,103

1996: Won 8, Lost 8
Fourth - Eastern Division

Head Coach: Jimmy Johnson

				DISTRIB	ACTUAL
9/1	● NEW ENGLAND	W	24-10	74,855	71,542
9/8	at Arizona (SN)	W	38-10	57,988	55,444
9/15	● NEW YORK JETS	W	36-27	75,103	68,137
9/23	● at Indianapolis (MN)	L	6-10	61,393	60,891
10/6	● SEATTLE	L	15-22	75,224	59,539
10/13	● at Buffalo	W	21-7	79,803	79,642
10/20	● at Philadelphia	L	28-35	66,890	66,240
10/27	● DALLAS	L	10-29	75,651	75,283
11/3	● at New England	L	23-42	60,292	58,942
11/10	● INDIANAPOLIS	W	37-13	75,387	66,623
11/17	at Houston	W	23-20	48,890	47,358
11/25	● PITTSBURGH (MN)	L	17-24	75,507	73,489
12/1	● at Oakland	L	7-17	61,436	60,591
12/8	● NEW YORK GIANTS	L	7-17	75,234	63,889
12/16	● BUFFALO (MN)	W	16-14	75,388	67,016
12/22	● at New York Jets	W	31-28	77,716	47,271
				1,115,257	1,022,297

1997: Won 9, Lost 7
Second - Eastern Division

Head Coach: Jimmy Johnson

				PAID
8/31	INDIANAPOLIS	W	16-10	70,813
9/7	TENNESSEE	W	16-13 (OT)	64,439
9/14	● at Green Bay	L	18-23	60,075
9/21	● at Tampa Bay (SN).....	L	21-31	73,314
10/5	● KANSAS CITY	W	17-14	71,794
10/12	● at New York Jets	W	31-20	75,601
10/19	● at Baltimore	W	24-13	64,354
10/27	● CHICAGO (MN)	L	33-36 (OT)	73,156
11/2	● at Buffalo	L	6-9	78,011
11/9	● NEW YORK JETS	W	24-17	73,089
11/17	● BUFFALO (MN).....	W	30-13	74,155
11/23	● at New England	L	24-27	59,002
11/30	at Oakland	W	34-16	50,569
12/7	● DETROIT (SN)	W	33-30	72,266
12/14	● at Indianapolis	L	0-41	61,282
12/22	● NEW ENGLAND (MN)	L	12-14	74,379
				1,095,669
AMERICAN CONFERENCE FIRST-ROUND PLAYOFF				
12/28	● at New England.....	L	3-17	60,041

1998: Won 10, Lost 6
Second - Eastern Division

Head Coach: Jimmy Johnson

				PAID
9/6	● at Indianapolis	W	24-15	65,087
9/13	● BUFFALO	W	13-7	73,097
9/20	● PITTSBURGH	W	21-0	73,948
10/4	● at N.Y. Jets	L	9-20	75,257
10/12	● at Jacksonville (MN).....	L	21-28	74,051
10/18	ST. LOUIS	W	14-0	65,418
10/25	● NEW ENGLAND	W	12-9 (OT)	73,973
11/1	● at Buffalo	L	24-30	79,011
11/8	● INDIANAPOLIS	W	27-14	73,400
11/15	at Carolina	W	13-9	67,887
11/23	● at New England (MN).....	L	23-26	58,729
11/29	● NEW ORLEANS	W	30-10	73,216
12/6	at Oakland	W	27-17	61,254
12/13	● N.Y. JETS (SN)	L	16-21	74,369
12/21	● DENVER (MN)	W	31-21	74,363
12/ 27	● at Atlanta	L	16-38	69,754
				1,132,814
AMERICAN CONFERENCE FIRST-ROUND PLAYOFF				
1/2	● BUFFALO	W	24-17	72,698
AMERICAN CONFERENCE DIVISIONAL PLAYOFF				
1/9	● at Denver.....	L	3-38	75,729

1999: Won 9, Lost 7
Second - Eastern Division

Head Coach: Jimmy Johnson

				PAID
9/13	● at Denver (MN)	W	38-21	75,623
9/19	● ARIZONA	W	19-16	73,618
10/4	● BUFFALO (MN).....	L	18-23	74,073
10/10	● at Indianapolis	W	34-31	56,810
10/17	● at New England	W	31-30	60,006
10/24	● PHILADELPHIA	W	16-13	73,975
10/31	at Oakland	W	16-9	61,556
11/7	● TENNESSEE (SN)	W	17-0	74,109
11/14	● at Buffalo	L	3-23	72,810
11/21	● NEW ENGLAND	W	28-17	74,295
11/25	● at Dallas	L	0-20	64,328
12/5	● INDIANAPOLIS	L	34-37	74,096
12/12	● at New York Jets	L	20-28	78,246
12/19	● SAN DIEGO	W	12-9	73,765
12/27	● NEW YORK JETS (MN)...	L	31-38	74,230
1/2	● at Washington	L	10-21	78,106
				1,139,646

AMERICAN CONFERENCE FIRST-ROUND PLAYOFF			
1/9	● at Seattle.....	W	20-17
			66,170
AMERICAN CONFERENCE DIVISIONAL PLAYOFF			
1/15	● at Jacksonville.....	L	7-62
			75,173
2000:	Won 11, Lost 5	Head Coach: Dave Wannstedt	
	First - Eastern Division		

				PAID
9/3	● SEATTLE.....	W	23-0	72,949
9/10	● at Minnesota.....	L	7-13	64,112
9/17	● BALTIMORE (SN)	W	19-6	73,464
9/24	● NEW ENGLAND	W	10-3	73,344
10/1	at Cincinnati	W	31-16	61,535
10/8	● BUFFALO	W	22-13	73,901
10/23	● at New York Jets (MN)	L	37-40 (OT)	78,389
10/29	● GREEN BAY	W	28-20	73,740
11/5	● at Detroit.....	W	23-8	77,813
11/12	● at San Diego	W	17-7	56,896
11/19	● NEW YORK JETS.....	L	3-20	74,320
11/26	● at Indianapolis	W	17-14	56,935
12/3	● at Buffalo	W	33-6	73,002
12/10	● TAMPA BAY	L	13-16	74,307
12/17	● INDIANAPOLIS	L	13-20	73,884
12/24	● at New England	W	27-24	60,292
				1,118,883

AMERICAN CONFERENCE FIRST-ROUND PLAYOFF			
12/30	INDIANAPOLIS.....	W	23-17 (OT)
			73,193
AMERICAN CONFERENCE DIVISIONAL PLAYOFF			
1/6	● at Oakland.....	L	0-27
			61,998

2001:	Won 11, Lost 5	Head Coach: Dave Wannstedt	
	Second - Eastern Division		

				PAID
9/9	● at Tennessee (SN)	W	31-23	68,798
9/23	● OAKLAND	W	18-15	73,404
9/30	● at St. Louis	L	10-42	66,046
10/7	● NEW ENGLAND	W	30-10	73,024
10/14	● at New York Jets	L	17-21	78,823
10/28	at Seattle	W	24-20	59,108
11/4	● CAROLINA	W	23-6	72,597
11/11	● at Indianapolis	W	27-24	57,127
11/18	● NEW YORK JETS	L	0-24	74,259
11/25	at Buffalo	W	34-27	73,063
12/2	● DENVER	W	21-10	73,938
12/10	● INDIANAPOLIS (MN)	W	41-6	73,858
12/16	● at San Francisco	L	0-21	68,223
12/22	● at New England	L	13-20	60,292
12/30	● ATLANTA.....	W	21-14	73,619
1/6	● BUFFALO	W	34-7	73,428
				1,118,883

AMERICAN CONFERENCE FIRST-ROUND PLAYOFF			
1/13	BALTIMORE.....	L	3-20
			72,251

DOLPHINS

DOLPHINS RECORD IN BLACKOUT GAMES

In 2001, in games in which the local TV blackout was lifted because the game was sold out 72 hours in advance of kickoff, the Dolphins were 9-5, including marks of 7-1 at home and 2-4 on the road. Since 1973, when the local TV blackout first could be lifted provided that a game is sold out 72 hours in advance of kickoff, Miami is 132-111 (.543) in games where the game is locally televised. The Dolphins are 78-31 (.716) when a home game has been televised in the Miami area. When a road game has been televised in the city of the opposing team, Miami is 54-80 (.403).

FACT

1966 FINAL STATISTICS (3-11)

DATE	OPPONENT	SCORE	W/L	ATT.
9/2	OAKLAND	14-23	L	25,188
9/9	NEW YORK	14-19	L	33,650
9/18	at Buffalo	24-58	L	37,176
10/2	at San Diego	10-44	L	26,444
10/9	at Oakland	10-21	L	28,863
10/16	DENVER	24-7	W	22,191
10/23	at Houston	20-13	W	21,999
11/6	BUFFALO	0-29	L	36,685
11/13	at Kansas City	16-34	L	33,733
11/20	at New York	13-30	L	57,092
11/27	BOSTON	14-20	L	22,480
12/4	at Denver	7-17	L	32,116
12/11	KANSAS CITY	18-19	L	17,881
12/18	HOUSTON	29-28	W	19,274

TEAM STATISTICS	MIA.	OPP.
TOTAL FIRST DOWNS	200	237
By Rushing	75	83
By Passing	103	140
By Penalty	22	14
TOTAL NET YARDS	3458	4611
Average Per Game	247.0	329.4
Total Plays	884	857
Average Per Play	3.9	5.4
NET YARDS RUSHING.....	1410	1510
Average Per Game	100.7	107.9
Total Rushes	394	416
NET YARDS PASSING	2048	3101
Average Per Game	146.3	221.5
Tackled/Yards Lost.....	36/326	16/180
Gross Yards	2374	3281
Attempts/Completions.....	454/179	425/198
Completion Percentage	39.4	46.6
Had Intercepted	32	31
PUNTS/AVERAGE	82/39.4	64/43.9
PENALTIES/YARDS	70/630	81/882
FUMBLES/BALL LOST	29/10	25/15
TOUCHDOWNS	26	44
By Rushing	5	15
By Passing	16	25
By Returns	5	4

Score By Quarters	1	2	3	4	Total
DOLPHINS	39	64	24	86	- 213
OPPONENTS	64	131	83	84	- 362

RUSHING	NO.	YDS.	AVG.	LG	TD
Auer	121	416	3.4	41	4
Gilchrist	72	262	3.6	22	0
Joe	71	232	3.3	14	0
Wilson	27	137	5.1	37	0
Casares	43	135	3.1	10	0
Price	31	107	3.4	14	0
Chesser	16	74	4.6	19	0
Jackson	2	22	11.0	24	0
Stofa	3	17	5.7	14	0
Wood	5	6	1.2	7	1
Norton	3	2	0.6	3	0
DOLPHINS	394	1410	3.6	41	5
OPPONENTS	416	1510	3.6	50	15

RECEIVING	NO.	YDS.	AVG.	LG	TD
Kocourek	27	320	11.9	43	2
Roberson	26	519	20.0	80	2
Auer	22	263	12.0	27	4
Noonan	17	224	13.2	35	1

Jackson	16	317	19.8	48	2
Joe	13	116	8.9	67	1
Gilchrist	13	110	8.5	22	1
Roderick	11	156	14.2	64	1
Twilley	10	128	12.8	20	0
Casares	8	45	5.6	20	1
Cronin	7	83	11.9	25	1
Mingo	3	40	13.3	21	0
Moreau	2	15	7.5	9	0
Price	2	14	7.0	9	0
Matthews	1	20	20.0	20	0
Chesser	1	4	4.0	4	0

DOLPHINS	179	2374	13.3	80	16
OPPONENTS	198	3281	16.6	89	25

INTERCEPTIONS	NO.	YDS.	AVG.	LG	TD
West	8	62	7.8	27	0
Warren	5	198	39.6	70	1
Westmoreland	4	104	26.0	42	1
Erlandson	3	31	10.3	26	1
Jaquess	3	27	9.0	27	1
McDaniel	2	20	10.0	20	0
McGeevree	2	15	7.5	15	0
Faison	1	26	26.0	26	0
Neff	1	22	22.0	22	0
Emanuel	1	14	14.0	14	0
Rudolph	1	3	3.0	3	0
DOLPHINS	31	522	16.8	70	4
OPPONENTS	32	370	11.6	60	1

PUNTING	NO.	YDS.	AVG.	LG	BK
Wilson	42	1772	42.1	63	1
McDaniel	32	1222	38.2	54	0
Chesser	7	233	33.3	39	0

DOLPHINS	82	3227	39.4	63	1
OPPONENTS	64	2809	43.9	70	0

PUNT RET.	NO.	YDS.	AVG.	LG	TD
Neff	10	60	6.0	15	0
Auer	5	99	19.8	56	0
Matthews	4	38	9.5	19	0
Jackson	2	7	3.5	7	0

DOLPHINS	21	204	9.7	56	0
OPPONENTS	40	412	10.3	72	1

KICKOFF RET.	NO.	YDS.	AVG.	LG	TD
Auer	28	698	24.9	95	1
Neff	15	376	25.1	90	0
Matthews	5	109	21.8	29	0
Hunter	5	84	16.8	29	0
Jaquess	5	77	15.4	23	0
Jackson	4	105	26.3	34	0
Roderick	1	17	17.0	17	0
Bruggers	1	15	15.0	15	0
Stofa	1	3	3.0	3	0
Noonan	0	23	-	23	0

DOLPHINS	65	1507	23.2	95	1
OPPONENTS	46	939	43.9	96	1

SCORING	Ru	Pa	Rt	PAT	FG	S	T	P
Auer	4	4	1	0	0	0	0	54
Mingo	0	0	0	23/31	0/22	0	0	53
Jackson	0	2	0	0	0	0	0	12
Kocourek	0	2	0	0	0	0	0	12
Roberson	0	2	0	0	0	0	0	12

Joe	0	1	0	0	0	0	1	8
Casares	0	1	0	0	0	0	0	6
Cronin	0	1	0	0	0	0	0	6
Erlandson	0	0	1	0	0	0	0	6
Gilchrist	0	1	0	0	0	0	0	6
Jaquess	0	0	1	0	0	0	0	6
Noonan	0	1	0	0	0	0	0	6
Roderick	0	1	0	0	0	0	0	6
Warren	0	0	1	0	0	0	0	6
Westmoreland	0	0	1	0	0	0	0	6
Wood	1	0	0	0	0	0	0	6
Wilson	0	0	0	0	0	0	1	2

DOLPHINS	5	16	5	23/23	10/22	0	1	213
OPPONENTS	15	25	4	38/42	18/36	2	1	362

FIELD GOALS	1-19	20-29	30-39	40-49	50+
Mingo	2/3	4/6	1/3	3/8	0/2
DOLPHINS	2/3	4/6	1/3	3/8	0/2
OPPONENTS	3/4	7/12	4/8	3/9	1/3

TWO-POINT CONVERSIONS

Joe 1, Wilson 1.

DOLPHINS 2-3, OPPONENTS 1-2

USUAL STARTERS

	OFFENSE
WR	Frank Jackson (7)
	*John Roderick (4)
	Karl Noonan (3)
LT	Maxie Williams (14)
LG	Ernie Park (11)
C	Tom Goode (13)
RG	Billy Neighbors (10)
RT	Norm Evans (12)
TE	Dave Kocourek (14)
WR	Bo Roberson (8)
	Karl Noonan (4)
QB	George Wilson, Jr. (7)
	Dick Wood (4)
RB	Joe Auer (14)
FB	Billy Joe (7)
	Cookie Gilchrist (5)

DEFENSE

LDE	Ed Cooke (13)
LDT	Tom Nomina (11)
RDT	Rich Zecher (9)
RDE	LaVerne Torczon (13)
LLB	Tom Erlandson (14)
MLB	*Frank Emanuel (11)
RLB	Wahoo McDaniel (8)
	Jack Rudolph (4)
LCB	Jimmy Warren (14)
RCB	Dick Westmoreland (14)
SS	Pete Jaquess (9)
FS	Willie West (14)

boldface indicates Pro Bowl performer
* indicates rookie

PASSING	ATT.	COMP.	YDS.	PCT.	TD	INT.	LG	SCK/LST	RATING
Wood	230	83	993	36.1	4	14	71	20/207	30.5
Wilson	112	46	764	41.1	5	10	80	11/77	42.4
Stofa	57	29	425	50.9	4	2	48	3/29	84.3
Norton	55	21	192	38.2	3	6	43	2/13	27.0
DOLPHINS	454	179	2374	39.4	16	32	80	36/326	39.1
OPPONENTS	425	198	3281	46.6	25	32	89	16/180	61.3

1967 FINAL STATISTICS (4-10)

DATE	OPPONENT	SCORE	W/L	ATT.
9/17	DENVER	35-21	W	29,072
9/24	KANSAS CITY	0-24	L	33,280
10/1	at New York	7-29	L	59,433
10/8	at Kansas City	0-41	L	42,920
10/15	at Boston	10-41	L	17,859
10/22	NEW YORK	14-33	L	28,392
11/5	at Buffalo	13-35	L	30,950
11/12	at San Diego	0-24	L	32,395
11/19	at Oakland	17-31	L	33,753
11/26	BUFFALO	17-14	W	24,357
12/3	at Houston	14-17	L	20,979
12/10	SAN DIEGO	41-24	W	23,007
12/17	BOSTON	41-32	W	22,079
12/23	HOUSTON	10-41	L	29,628

TEAM STATISTICS	MIA.	OPP.
TOTAL FIRST DOWNS	212	269
By Rushing	65	106
By Passing	123	142
By Penalty	24	21
TOTAL NET YARDS	3659	4980
Average Per Game	261.4	355.7
Total Plays	847	843
Average Per Play	4.3	5.9
NET YARDS RUSHING	1323	2145
Average Per Game	94.5	153.2
Total Rushes	326	466
NET YARDS PASSING	2336	2835
Average Per Game	166.9	202.5
Tackled/Yards Lost	41/405	28/247
Gross Yards	2741	3082
Attempts/Completions	480/229	349/188
Completion Percentage	47.7	53.8
Had Intercepted	28	28
PUNTS/AVERAGE	70/41.6	52/41.1
PENALTIES/YARDS	53/490	59/691
FUMBLES/BALL LOST	36/16	19/8
TOUCHDOWNS	28	53
By Rushing	10	18
By Passing	16	31
By Returns	2	4

Score By Quarters	1	2	3	4	Total
DOLPHINS	27	75	52	65	- 219
OPPONENTS	86	122	101	98	- 407

RUSHING	NO.	YDS.	AVG.	LG	TD
Haynes	56	274	4.9	65	2
Mitchell	83	269	3.2	22	3
Harper	41	197	4.8	37	1
Price	46	179	3.9	38	1
Griese	37	157	4.2	22	1
Auer	44	128	2.9	23	1
Seiple	3	58	19.3	34	0
Jackson	1	48	48.0	48	0
Norton	7	14	2.0	13	0
Chesser	2	3	1.5	2	0
Stofa	2	2	1.0	8	1
Moreau	1	-2	-2.0	-2	0
Clancy	3	-4	-1.3	2	0
DOLPHINS	326	1323	4.1	65	10
OPPONENTS	466	2145	4.6	64	18

RECEIVING	NO.	YDS.	AVG.	LG	TD
Clancy	67	868	13.0	44	2
Moreau	34	410	12.1	43	3
Twilliey	24	314	13.1	38	2
Auer	18	218	12.1	68	2
Mitchell	18	133	7.4	38	1
Haynes	16	100	6.3	22	0
Noonan	12	141	11.8	32	1
Harper	11	212	19.3	40	3
Carpenter	10	127	12.7	42	0
Jackson	9	122	13.6	26	1
Price	8	56	7.0	27	1
Seiple	1	21	21.0	21	0
Beier	1	19	19.0	19	0
DOLPHINS	229	2741	12.0	68	16
OPPONENTS	188	3082	16.4	51	31

INTERCEPTIONS	NO.	YDS.	AVG.	LG	TD
Westmoreland	10	127	12.7	29	1
Bramlett	4	35	8.8	22	0
Warren	4	22	5.5	17	0
Petrella	3	67	22.3	28	0
Erlandson	1	37	37.0	17	0
Neff	1	32	32.0	32	0
Emanuel	1	24	24.0	24	0
Bruggers	1	20	20.0	20	0
West	1	16	16.0	16	0
McDaniel	1	15	15.0	15	0
Beier	1	7	7.0	7	0
DOLPHINS	28	402	14.4	37	1
OPPONENTS	28	395	14.1	55	3

PUNTING	NO.	YDS.	AVG.	LG	BK
Seiple	70	2909	41.6	70	1
DOLPHINS	70	2909	41.6	70	1
OPPONENTS	52	2137	41.1	55	0

PUNT RET.	NO.	YDS.	AVG.	LG	TD
Auer	9	42	4.7	16	0
Haynes	6	37	6.2	20	0
Neff	6	34	5.7	15	0
Harper	4	15	3.8	8	0
DOLPHINS	25	128	5.1	20	0
OPPONENTS	41	268	6.5	34	0

KICKOFF RET.	NO.	YDS.	AVG.	LG	TD
Haynes	22	444	20.2	51	0
Auer	21	441	21.0	47	0
Neff	15	351	23.4	69	0
Roderick	4	63	15.8	19	0
Carpenter	3	87	29.0	45	0
Mitchell	2	57	28.5	37	0
DOLPHINS	67	1443	21.5	69	0
OPPONENTS	46	1067	23.2	42	0

SCORING	Ru	Pa	Rt	PAT	FG	S	2	TP
Lusteg	0	0	0	18/18	7/12	0	0	39
Harper	1	3	0	0	0	0	0	24
Mitchell	3	1	0	0	0	0	0	24
Auer	1	2	0	0	0	0	0	18
Moreau	0	3	0	0	0	0	0	18
Clancy	0	2	0	0	0	0	0	12
Haynes	2	0	0	0	0	0	0	12

Mingo	0	0	0	9/9	1/6	0	0	12
Price	1	1	0	0	0	0	0	12
Twilliey	0	2	0	0	0	0	0	12
Griese	1	0	0	0	0	0	0	6
Jackson	0	1	0	0	0	0	0	6
Noonan	0	1	0	0	0	0	0	6
Stofa	1	0	0	0	0	0	0	6
Warren	0	0	1	0	0	0	0	6
Westmoreland	0	0	1	0	0	0	0	6

DOLPHINS	10	16	2	27/27	8/18	0	0	219
OPPONENTS	18	31	4	47/50	14/26	0	0	407

FIELD GOALS	1-19	20-29	30-39	40-49	50+
Lusteg	5/6	0/2	0/0	2/2	0/2
Mingo	0/0	0/1	1/2	0/3	0/0

DOLPHINS	5/6	0/3	1/2	2/5	0/2
OPPONENTS	5/7	3/5	3/6	3/6	0/2

TWO-POINT CONVERSIONS
DOLPHINS 0-1, OPPONENTS 0-3

USUAL STARTERS	
OFFENSE	
WR	Jack Clancy (9)
LT	Maxie Williams (14)
LG	Fred Woodson (7)
	Ken Rice (4)
C	Tom Goode (14)
RG	Billy Neighbors (14)
RT	Norm Evans (14)
TE	Doug Moreau (14)
WR	Frank Jackson (6)
	Howard Twilley (5)
QB	*Bob Griese (11)
RB	Jack Harper (6)
	Joe Auer (5)
FB	Sam Price (8)
	Stan Mitchell (6)

DEFENSE	
LDE	Ed Cooke (12)
LDT	Ray Jacobs (10)
RDT	John Richardson (8)
RDE	Mel Branch (14)
LLB	Tom Erlandson (6)
	Jerry Hopkins (6)
MLB	Frank Emanuel (8)
	Wahoo McDaniel (6)
RLB	John Bramlett (10)
LCB	Jimmy Warren (14)
RCB	Dick Westmoreland (14)
SS	Willie West (6)
	Pete Jaquess (4)
FS	Bob Neff (9)

boldface indicates Pro Bowl performer
* indicates rookie

PASSING	ATT.	COMP.	YDS.	PCT.	TD	INT.	LG	SCK/LST	RATING
Griese	331	166	2005	50.2	15	18	68	25/240	61.6
Norton	133	53	596	39.8	1	9	32	15/156	28.2
Roberts	10	5	11	50.0	0	1	9	1/9	52.3
Seiple	2	2	61	100.0	0	0	42	0/0	118.8
Stofa	2	2	51	100.0	0	0	45	0/0	118.8
Clancy	1	1	17	100.0	0	0	17	0/0	118.8
Lusteg	1	0	0	0.0	0	0	0	0/0	39.6
DOLPHINS	480	229	2741	47.7	16	28	68	41/405	52.4
OPPONENTS	349	188	3082	53.8	31	28	51	28/247	79.9

1968 FINAL STATISTICS (5-8-1)

DATE	OPPONENT	SCORE	W/L	ATT.
9/14	HOUSTON	10-24	L	38,097
9/21	OAKLAND	21-47	L	28,751
9/28	KANSAS CITY	3-48	L	27,732
10/6	at Houston	24-7	W	35,424
10/12	BUFFALO	14-14	T	28,559
10/20	at Cincinnati	24-22	W	25,076
10/27	at Denver	14-21	L	43,411
11/3	at San Diego	28-34	L	31,686
11/10	at Buffalo	21-17	W	28,399
11/17	CINCINNATI	21-38	L	30,304
11/24	at Boston	34-10	W	13,646
12/1	at New York	17-35	L	60,207
12/8	BOSTON	38-7	W	24,242
12/15	NEW YORK	7-31	L	31,302

TEAM STATISTICS	MIA.	OPP.
TOTAL FIRST DOWNS	247	240
By Rushing	78	116
By Passing	144	112
By Penalty	25	12
TOTAL NET YARDS	4106	4884
Average Per Game	293.3	348.9
Total Plays	892	808
Average Per Play	4.6	6.0
NET YARDS RUSHING	1704	2172
Average Per Game	120.7	193.7
Total Rushes	417	445
NET YARDS PASSING	2402	2712
Average Per Game	171.6	155.1
Tackled/Yards Lost	52/441	27/192
Gross Yards	2843	2904
Attempts/Completions	423/216	342/179
Completion Percentage	51.1	52.3
Had Intercepted	22	22
PUNTS/AVERAGE	75/40.6	55/43.6
PENALTIES/YARDS	48/485	70/655
FUMBLES/BALL LOST	17/8	28/18
TOUCHDOWNS	36	45
By Rushing	12	19
By Passing	21	23
By Returns	3	3

Score By Quarters	1	2	3	4	Total
DOLPHINS	44	93	52	87	- 276
OPPONENTS	78	131	52	94	- 355

RUSHING	NO.	YDS.	AVG.	LG	TD
Kick	165	621	3.8	25	4
Csonka	138	540	3.9	40	6
Griese	42	230	5.5	35	1
Mitchell	54	176	3.3	30	1
Milton	2	46	23.0	34	0
Seiple	5	42	8.4	32	0
Price	5	27	5.4	15	0
Tucker	4	13	3.3	7	0
Norton	1	9	9.0	9	0
Hammond	1	0	0.0	0	0

DOLPHINS	417	1704	4.1	40	12
OPPONENTS	445	2172	4.9	761	19

RECEIVING	NO.	YDS.	AVG.	LG	TD
Noonan	58	760	13.1	50	11
Kick	44	422	9.6	38	0
Twilley	39	604	15.5	40	1
Moreau	27	365	13.5	28	3
Cox	11	147	13.4	30	0

Csonka	11	118	10.7	65	1
Milton	9	143	15.9	38	1
Mitchell	8	190	23.8	48	3
Seiple	7	69	9.9	20	1
Darnall	2	25	12.5	13	0

DOLPHINS	216	2843	13.2	65	21
OPPONENTS	179	2904	16.2	801	23

INTERCEPTIONS	NO.	YDS.	AVG.	LG	TD
Anderson	8	230	28.8	961	1
West	4	102	25.5	32	0
Warren	2	27	13.5	18	0
Bramlett	2	14	7.0	14	0
Emanuel	2	8	4.0	6	0
Petrella	1	4	4.0	4	0
Edmunds	1	1	1.0	1	0
Lamb	1	0	0.0	0	0
Westmoreland	1	0	0.0	0	0

DOLPHINS	22	386	17.5	961	1
OPPONENTS	22	432	19.6	661	3

PUNTING	NO.	YDS.	AVG.	LG	BK
Seiple	75	3044	40.6	60	0

DOLPHINS	75	3044	40.6	60	0
OPPONENTS	55	2397	43.6	62	0

PUNT RET.	NO.	YDS.	AVG.	LG	TD
Neff	8	71	8.9	20	0
Milton	6	55	9.2	26	0
Tucker	5	40	8.0	15	0
Anderson	5	18	3.6	10	0
Warren	2	-1	-0.5	0	0
Washington	1	15	15.0	15	0
Harper	1	7	7.0	7	0

DOLPHINS	28	205	7.3	26	0
OPPONENTS	28	250	9.0	48	0

KICKOFF RET.	NO.	YDS.	AVG.	LG	TD
Milton	18	408	22.7	74	0
Warren	10	227	22.7	36	0
Anderson	6	106	17.7	25	0
Neff	5	190	38.0	95	0
Tucker	3	54	18.0	25	0
Urbanek	2	15	7.5	10	0
Kick	1	28	28.0	28	0
Lamb	1	24	24.0	24	0
Price	1	22	22.0	22	0
Harper	1	18	18.0	18	0
Richardson	1	1	1.0	1	0
Woodson	1	0	0.0	0	0
Cox	0	41	-	41	0

DOLPHINS	50	1134	22.7	95	0
OPPONENTS	54	1108	20.5	44	0

SCORING	Ru	Pa	Rt	PAT	FG	S	2	TP
Noonan	0	11	0	0	0	0	0	66
Keyes	0	0	0	30/30	7/16	0	0	51
Csonka	6	1	0	0	0	0	0	42
Moreau	0	3	0	6/6	1/3	0	0	27
Mitchell	1	3	0	0	0	0	0	24
Kick	4	0	0	0	0	0	0	24
Anderson	0	0	1	0	0	0	0	6
Emanuel	0	0	1	0	0	0	0	6
Milton	0	1	0	0	0	0	0	6
Griese	1	0	0	0	0	0	0	6
Seiple	0	1	0	0	0	0	0	6

Twilley	0	1	0	0	0	0	0	6
West	0	0	1	0	0	0	0	6

DOLPHINS	12	21	3	36/36	8/19	0	0	276
OPPONENTS	19	23	3	44/44	12/23	2	1	355

FIELD GOALS	1-19	20-29	30-39	40-49	50+
Keyes	3/3	3/5	1/4	0/4	0/0
Moreau	0/1	1/1	0/1	0/0	0/0

DOLPHINS	3/4	4/6	1/5	0/4	0/0
OPPONENTS	3/3	5/7	2/6	0/4	2/3

TWO-POINT CONVERSIONS					
DOLPHINS	0-0				
OPPONENTS	1-2				

SACKS					
Branch	11.0	Fernandez	4.0	Bramlett	2.0
Emanuel	2.0	Jacobs	2.0	Edmunds	1.0
Nomina	1.0	Richardson	1.0	Woodson	1.0

DOLPHINS	27.0	OPPONENTS	52.0
----------	------	-----------	------

USUAL STARTERS					
WR	Karl Noonan	(14)			
LT	"Doug Crusan	(7)			

LG	Maxie Williams	(6)			
RG	Charlie Fowler	(7)			
RT	Maxie Williams	(6)			

C	Tom Goode	(14)			
RG	Billy Neighbors	(12)			
RT	Norm Evans	(12)			

TE	Doug Moreau	(10)			
WR	Howard Twilley	(14)			
QB	Bob Griese	(13)			

RB	"Jim Kick	(13)			
FB	"Larry Csonka	(10)			

DEFENSE					
LDE	Jim Riley	(9)			
LDT	Tom Nomina	(13)			

RDT	Ray Jacobs	(10)			
RDE	Manny Fernandez	(7)			
	Mel Branch	(7)			

LLB	"Randall Edmunds	(14)			
MLB	Frank Emanuel	(12)			
RLB	John Bramlett	(10)			

LCB	Jimmy Warren	(14)			
RCB	Dick Westmoreland	(9)			
SS	Bob Petrella	(5)			

FS	"Dick Anderson	(4)			
	Willie West	(4)			
	"Dick Anderson	(7)			
	Willie West	(5)			

boldface indicates Pro Bowl performer
* indicates rookie

PASSING	ATT.	COMP.	YDS.	PCT.	TD	INT.	LG	SCK/LST	RATING
Griese	355	186	2473	52.4	21	16	50	43/372	75.7
Norton	41	17	254	41.5	0	4	65	7/58	32.9
Hammond	26	13	116	50.0	0	2	25	2/11	30.3
Kick	1	0	0	0.0	0	0	0	0/0	39.6
DOLPHINS	423	216	2843	51.1	21	22	65	52/441	67.5
OPPONENTS	342	179	2904	52.3	23	22	801	27/192	76.7

1969 FINAL STATISTICS (3-10-1)

DATE	OPPONENT	SCORE	W/L	ATT.
9/14	at Cincinnati	21-27	L	24,487
9/20	at Oakland	17-20	L	48,477
9/28	at Houston	10-22	L	40,387
10/4	OAKLAND	20-20	T	32,668
10/11	SAN DIEGO	14-21	L	33,073
10/19	at Kansas City	10-17	L	47,038
10/26	BUFFALO	24-6	W	39,194
11/2	at N.Y. Jets	31-34	L	60,793
11/9	at Boston	17-16	W	10,665
11/16	at Buffalo	3-28	L	32,344
11/23	HOUSTON	7-32	L	27,114
11/30	Boston (at Tampa)	23-38	L	27,179
12/7	DENVER	27-24	W	24,972
12/14	N.Y. JETS	9-27	L	42,148

TEAM STATISTICS	MIA.	OPP.
TOTAL FIRST DOWNS	224	206
By Rushing	73	66
By Passing	131	126
By Penalty	20	14
TOTAL NET YARDS	3590	4126
Average Per Game	256.5	294.8
Total Plays	878	851
Average Per Play	4.1	4.8
NET YARDS RUSHING	1513	1489
Average Per Game	108.1	106.4
Total Rushes	401	422
NET YARDS PASSING	2077	2637
Average Per Game	148.4	188.4
Tackled/Yards Lost	53/481	28/208
Gross Yards	2558	2845
Attempts/Completions	424/201	404/196
Completion Percentage	47.4	48.5
Had Intercepted	29	18
PUNTS/AVERAGE	85/40.6	80/44.1
PENALTIES/YARDS	53/631	66/840
FUMBLES/BALL LOST	27/13	27/13
TOUCHDOWNS	28	37
By Rushing	12	9
By Passing	12	25
By Returns	4	3

Score By Quarters	1	2	3	4	Total
DOLPHINS	60	79	33	61	233
OPPONENTS	71	97	59	105	332

RUSHING	NO.	YDS.	AVG.	LG	TD
Kick	180	575	3.2	27	9
Csonka	131	566	4.3	54	2
Morris	23	110	4.8	37	1
Griese	21	102	4.9	22	0
Mitchell	28	80	2.9	12	0
Milton	7	62	8.9	27	0
Norton	8	16	2.0	9	0
Hines	1	7	7.0	7	0
Seiple	1	6	6.0	6	0
Noonan	1	-11	-11.0	-11	0
DOLPHINS	401	1513	3.8	54	12
OPPONENTS	422	1489	3.5	80	9

RECEIVING	NO.	YDS.	AVG.	LG	TD
Seiple	41	577	14.1	41	5
Kick	29	443	15.3	53	1
Noonan	29	307	10.6	27	3
Clancy	21	289	13.8	50	1
Csonka	21	183	8.7	42	1
Milton	12	179	14.9	49	0

Twilley	10	158	15.8	33	1
Moreau	10	136	13.6	35	0
Mitchell	10	125	12.5	34	0
Morris	6	65	10.8	29	0
Boutwell	4	29	7.3	12	0
Mertens	2	26	13.0	15	0
Hines	2	23	11.5	22	0
Pryor	2	-3	-1.5	0	0
Darnall	1	13	13.0	13	0
Anderson	1	8	8.0	8	0

DOLPHINS	201	2558	12.7	53	12
OPPONENTS	196	2845	14.5	93	25

INTERCEPTIONS	NO.	YDS.	AVG.	LG	TD
Mumphord	5	102	20.4	51	0
Anderson	3	106	35.3	40	0
Buoniconti	3	27	9.0	24	0
Weisacosky	3	10	3.3	7	0
Stanfill	2	32	16.0	17	2
Patrella	1	33	33.0	33	0
Beier	1	7	7.0	7	0
DOLPHINS	18	317	17.6	51	2
OPPONENTS	29	596	20.6	76	3

PUNTING	NO.	YDS.	AVG.	LG	BK
Seiple	80	3263	40.8	66	2
Anderson	5	188	37.6	49	0
DOLPHINS	85	3451	40.6	66	2
OPPONENTS	80	3526	44.1	61	0

PUNT RET.	NO.	YDS.	AVG.	LG	TD
Morris	25	172	6.9	38	0
Anderson	12	82	6.8	29	0
Beier	5	8	1.6	9	0
Milton	1	4	4.0	4	0
Twilley	1	0	0.0	0	0
McCullers	1	0	0.0	0	0
DOLPHINS	45	266	5.9	38	0
OPPONENTS	30	130	4.3	22	0

KICKOFF RET.	NO.	YDS.	AVG.	LG	TD
Morris	43	1136	26.4	105	1
Milton	8	166	20.8	37	0
Beier	4	58	14.5	17	0
Mertens	2	1	0.5	1	0
Hines	1	22	22.0	22	0
Mumphord	1	0	0.0	0	0
Warren	1	0	0.0	0	0
DOLPHINS	60	1383	23.1	105	1
OPPONENTS	47	1073	22.8	73	0

SCORING	Ru	Pa	Rt	PAT	FG	S	2	TP
Kremser	0	0	0	26/27	13/22	0	0	65
Kick	9	1	0	0	0	0	0	60
Seiple	0	5	0	0	0	0	0	30
Csonka	2	1	0	0	0	0	0	18
Noonan	0	3	0	0	0	0	0	18
Morris	1	0	1	0	0	0	0	12
Stanfill	0	0	2	0	0	0	0	12
Clancy	0	1	0	0	0	0	0	6
Milton	0	0	1	0	0	0	0	6
Twilley	0	1	0	0	0	0	0	6
DOLPHINS 12	12	4	26/27	13/22	0	0	233	
OPPONENTS 9	25	3	32/33	24/36	0	1	332	

FIELD GOALS	1-19	20-29	30-39	40-49	50+
Kremser	4/4	4/4	5/9	0/5	0/0
DOLPHINS	4/4	4/4	5/9	0/5	0/0
OPPONENTS	9/10	5/9	7/10	3/5	0/2

TWO-POINT CONVERSIONS
DOLPHINS 0-1, OPPONENTS 1-4

SACKS
Stanfill 8.0, Edmunds 5.0, Fernandez 4.0, Richardson 3.0, Riley 3.0, Buoniconti 2.0, Weisacosky 2.0, McCullers 1.0.
DOLPHINS 28.0, OPPONENTS 53.0

USUAL STARTERS	
OFFENSE	
WR	Jack Clancy (7)
	Karl Noonan (5)
LT	Doug Crusan (14)
LG	Maxie Williams (13)
C	Irv Goode (14)
RG	Larry Little (9)
	Billy Neighbors (5)
RT	Norm Evans (12)
TE	Larry Seiple (8)
	Doug Moreau (5)
WR	Karl Noonan (9)
QB	Bob Griese (9)
RB	Jim Kick (14)
FB	Larry Csonka (11)

DEFENSE	
LDE	Jim Riley (14)
LDT	Manny Fernandez (13)
RDT	John Richardson (14)
RDE	*Bill Stanfill (13)
LLB	Randall Edmunds (14)
MLB	Nick Buoniconti (13)
RLB	Ed Weisacosky (14)
LCB	Jimmy Warren (13)
RCB	*Lloyd Mumphord (7)
	Dick Westmoreland (6)
SS	Tom Beier (7)
	Bob Petrella (6)
FS	Dick Anderson (14)

boldface indicates Pro Bowl performer
* indicates rookie

PASSING	ATT.	COMP.	YDS.	PCT.	TD	INT.	LG	SCK/LST	RATING
Griese	252	121	1695	48.0	10	16	53	33/289	56.9
Norton	148	65	709	43.9	2	11	29	18/175	32.2
Stofa	23	14	146	60.9	0	2	42	2/17	43.0
Seiple	1	1	8	100.0	0	0	8	0/0	118.8
DOLPHINS	424	201	2077	47.4	12	29	53	53/481	42.9
OPPONENTS	404	196	2637	48.5	25	18	93	28/208	71.8

1970 FINAL STATISTICS (10-4)

DATE	OPPONENT	SCORE	W/L	ATT.
9/20	at Boston	14-27	L	27,265
9/27	at Houston	20-10	W	38,779
10/3	OAKLAND	20-13	W	54,412
10/10	at N.Y. Jets	20-6	W	61,801
10/18	at Buffalo	33-14	W	40,820
10/25	CLEVELAND	0-28	L	70,732
11/1	at Baltimore	0-35	L	59,305
11/8	at Philadelphia	17-24	L	53,149
11/15	NEW ORLEANS	21-10	W	41,557
11/22	BALTIMORE	34-17	W	63,362
11/30	at Atlanta	20-7	W	53,303
12/6	BOSTON	37-20	W	46,370
12/13	N.Y. JETS	16-10	W	71,892
12/20	BUFFALO	45-7	W	64,957

TEAM STATISTICS	MIA.	OPP.
TOTAL FIRST DOWNS	228	226
By Rushing	106	82
By Passing	100	128
By Penalty	22	16
TOTAL NET YARDS	4039	4004
Average Per Game	288.5	286.0
Total Plays	827	808
Average Per Play	4.9	5.0
NET YARDS RUSHING	2082	1453
Average Per Game	148.7	103.8
Total Rushes	492	387
NET YARDS PASSING	1957	2551
Average Per Game	139.8	182.2
Tackled/Yards Lost	36/327	16/157
Gross Yards	2284	2708
Attempts/Completions	299/159	403/234
Completion Percentage	53.2	58.0
Had Intercepted	19	23
PUNTS/AVERAGE	58/41.2	63/41.7
PENALTIES/YARDS	77/834	68/704
FUMBLES/BALL LOST	24/11	24/15
TOUCHDOWNS	33	28
By Rushing	14	8
By Passing	15	17
By Returns	4	3

Score By Quarters	1	2	3	4	Total
DOLPHINS	82	84	45	86	297
OPPONENTS	35	85	45	63	228

RUSHING	NO.	YDS.	AVG.	LG	TD
Csonka	193	874	4.5	53	6
Kick	191	658	3.4	56	6
Morris	60	409	6.8	40	0
Griese	26	89	3.4	16	2
Mitchell	8	23	2.9	9	0
Seiple	2	21	10.5	24	0
Warfield	2	13	6.5	16	0
Stofa	2	5	2.5	4	0
Pryor	2	0	0.0	0	0
Ginn	5	-1	-0.2	8	0
Noonan	1	-9	-9.0	-9	0
DOLPHINS	492	2082	4.2	56	14
OPPONENTS	387	1453	3.8	26	8

RECEIVING	NO.	YDS.	AVG.	LG	TD
Kick	42	497	11.8	47	0
Warfield	28	703	25.1	54	6
Twilley	22	281	12.8	23	5
Fleming	18	205	11.4	36	0
Morris	12	149	12.4	50	0

PASSING	ATT.	COMP.	YDS.	PCT.	TD	INT.	LG	SCK/LST	RATING
Griese	245	142	2019	58.0	12	17	54	31/282	72.1
Stofa	53	16	240	30.2	3	2	52	5/45	49.3
Kick	1	1	25	100.0	0	0	25	0/0	118.8
DOLPHINS	299	159	2284	53.2	15	19	54	36/327	68.5
OPPONENTS	403	234	2708	58.0	17	22	46	16/157	69.8

Csonka	11	94	8.5	54	0
Noonan	10	186	18.6	51	1
W. Richardson	7	67	9.6	27	1
Mitchell	6	85	14.2	36	1
Seiple	2	14	7.0	7	0
Mandich	1	3	3.0	3	1
DOLPHINS	159	2284	14.4	54	15
OPPONENTS	234	2708	11.6	46	17

INTERCEPTIONS	NO.	YDS.	AVG.	LG	TD
Anderson	8	191	23.9	86	0
Scott	5	112	22.4	47	0
Mumphord	5	35	7.0	32	1
Johnson	3	29	9.7	21	0
Brown	1	32	32.0	32	0
Davis	1	15	15.0	15	0
DOLPHINS	23	414	18.0	86	1
OPPONENTS	19	258	13.6	56	1

PUNTING	NO.	YDS.	AVG.	LG	BK
Seiple	58	2392	41.2	67	0
DOLPHINS	58	2392	41.2	67	0
OPPONENTS	63	2624	41.7	62	0

PUNT RET.	NO.	YDS.	AVG.	LG	TD
Scott	27	290	10.7	77	1
Morris	2	-1	-0.5	0	0
Anderson	1	6	6.0	6	0
DOLPHINS	30	295	9.8	77	1
OPPONENTS	21	241	12.1	80	1

KICKOFF RET.	NO.	YDS.	AVG.	LG	TD
Morris	28	812	29.0	96	1
Ginn	5	59	11.8	26	0
Scott	4	117	29.3	42	0
Mitchell	4	35	8.8	17	0
Seiple	2	5	2.5	3	0
Mandich	2	0	0.0	0	0
Anderson	1	8	8.0	8	0
Foley	1	0	0.0	0	0
Brown	1	0	0.0	0	0
DOLPHINS	48	1036	21.6	96	1
OPPONENTS	55	1142	20.8	99	1

SCORING	Ru	Pa	Rt	PAT	FG	S	TP
Yepremian	0	0	0	31/31	22/29	0	97
Warfield	0	6	0	0	0	0	36
Csonka	6	0	0	0	0	0	36
Kick	6	0	0	0	0	0	36
Twilley	0	5	0	0	0	0	30
Griese	2	0	0	0	0	0	12
Mumphord	0	0	2	0	0	0	12
Mandich	0	1	0	0	0	0	6
Noonan	0	1	0	0	0	0	6
W. Richardson	0	1	0	0	0	0	6
Scott	0	0	1	0	0	0	6
Morris	0	0	1	0	0	0	6
Mitchell	0	1	0	0	0	0	6
Kremser	0	0	0	2/2	0/1	0	2
DOLPHINS	14	15	4	33/33	22/30	0	297
OPPONENTS	8	17	3	27/28	11/22	0	228

FIELD GOALS	1-19	20-29	30-39	40-49	50+
Yepremian	4/4	2/3	5/6	11/15	0/1
Kremser	0/0	0/1	0/0	0/0	0/0
DOLPHINS	4/4	2/4	5/6	11/15	0/1
OPPONENTS	5/5	3/4	2/3	1/8	0/3

SACKS
Stanfill 6.0, Fernandez 4.5, J. Richardson 2.5, Riley 2.0, Anderson 1.0.

DOLPHINS 16.0, OPPONENTS 36.0

USUAL STARTERS	
OFFENSE	
WR	Paul Warfield (11)
LT	Doug Crusan (14)
LG	Maxie Williams (9)
C	Bob DeMarco (11)
RG	Larry Little (14)
RT	Norm Evans (14)
TE	Marv Fleming (14)
WR	Howard Twilley (13)
QB	Bob Griese (14)
RB	Jim Kiick (14)
FB	Larry Csonka (14)

DEFENSE	
LDE	Jim Riley (14)
LDT	Manny Fernandez (12)
RDT	John Richardson (14)
RDE	Bill Stanfill (14)
LLB	Doug Swift (8)
	Ted Davis (6)
MLB	Nick Buoniconti (14)
RLB	*Mike Kolen (14)
LCB	*Curtis Johnson (14)
RCB	Lloyd Mumphord (14)
SS	Dick Anderson (13)
FS	*Jake Scott (13)

boldface indicates Pro Bowl performer
* indicates rookie

1971 FINAL STATISTICS (10-3-1)

DATE	OPPONENT	SCORE	W/L	ATT.
9/19	at Denver	10-10	T	50,499
9/26	at Buffalo	29-14	W	44,626
10/3	N.Y. JETS	10-14	L	67,161
10/10	at Cincinnati	23-13	W	59,090
10/17	NEW ENGLAND	41-3	W	56,222
10/24	at N.Y. Jets	30-14	W	61,170
10/31	at Los Angeles	20-14	W	68,386
11/7	BUFFALO	34-0	W	57,748
11/14	PITTSBURGH	24-21	W	63,178
11/21	BALTIMORE	17-14	W	73,063
11/29	CHICAGO	34-3	W	73,071
12/5	at New England	13-34	L	60,110
12/11	at Baltimore	3-14	L	59,293
12/19	GREEN BAY	27-6	W	74,215

TEAM STATISTICS	MIA.	OPP.
TOTAL FIRST DOWNS	232	214
By Rushing	121	93
By Passing	94	111
By Penalty	17	10
TOTAL NET YARDS	4412	3661
Average Per Game	315.1	261.5
Total Plays	803	791
Average Per Play	5.4	4.7
NET YARDS RUSHING	2429	1661
Average Per Game	173.5	118.6
Total Rushes	486	403
NET YARDS PASSING	1983	2000
Average Per Game	141.6	142.9
Tackled/Yards Lost	25/265	35/293
Gross Yards	2248	2293
Attempts/Completions	293/156	363/206
Completion Percentage	53.2	56.7
Had Intercepted	10	17
PUNTS/AVERAGE	52/40.1	72/40.7
PENALTIES/YARDS	65/632	64/561
FUMBLES/BALL LOST	22/13	38/14
TOUCHDOWNS	33	21
By Rushing	11	10
By Passing	20	10
By Returns	2	1

Score By Quarters	1	2	3	4	Total
DOLPHINS	81	76	79	79	315
OPPONENTS	65	23	44	42	174

RUSHING	NO.	YDS.	AVG.	LG	TD
Csonka	195	1051	5.4	28	7
Kick	162	738	4.6	34	3
Morris	57	315	5.5	51	1
Warfield	9	115	12.8	39	0
Ginn	22	97	4.4	46	0
Griese	26	82	3.2	21	0
Leigh	5	15	3.0	7	0
Seiple	1	14	14.0	14	0
Cole	3	11	3.7	4	0
Mira	6	-9	-1.5	0	0
DOLPHINS	486	2429	4.9	51	11
OPPONENTS	403	1661	4.1	46	10

RECEIVING	NO.	YDS.	AVG.	LG	TD
Warfield	43	996	23.2	86	11
Kick	40	338	8.5	27	0
Twilley	23	349	15.2	41	4
Fleming	13	137	10.5	23	2
Csonka	13	113	8.7	25	1
Noonan	10	180	18.0	43	0
Stowe	5	68	13.6	21	1

Morris	5	16	3.2	11	0
Mandich	3	19	6.3	10	1
Seiple	1	32	32.0	32	0

DOLPHINS	156	2248	14.4	86	20
OPPONENTS	206	2293	11.1	51	10

INTERCEPTIONS	NO.	YDS.	AVG.	LG	TD
Scott	7	34	4.9	21	0
Foley	4	14	3.5	18	0
Johnson	2	34	17.0	34	0
Anderson	2	33	16.5	33	0
Buoniconiti	1	16	16.0	16	0
Swift	1	12	12.0	12	0

DOLPHINS	17	143	9.0	34	0
OPPONENTS	10	166	16.6	53	1

PUNTING	NO.	YDS.	AVG.	LG	BK
Seiple	52	2087	40.1	73	1
DOLPHINS	52	2087	40.1	73	1
OPPONENTS	72	2935	40.4	58	0

PUNT RET.	NO.	YDS.	AVG.	LG	TD
Scott	33	318	9.6	31	0
Anderson	8	114	14.3	47	0
DOLPHINS	41	432	10.5	47	0
OPPONENTS	26	106	4.1	29	0

KICKOFF RET.	NO.	YDS.	AVG.	LG	TD
Morris	15	423	28.2	94	1
Ginn	10	252	25.2	35	0
Leigh	4	99	24.8	31	0
Matheson	3	32	10.7	16	0
DOLPHINS	32	806	25.2	94	1
OPPONENTS	59	1180	20.0	35	0

SCORING	Ru	Pa	Rt	PAT	FG	S	TP
Yepremian	0	0	0	33/33	28/40	0	117
Warfield	0	11	0	0	0	0	66
Csonka	7	1	0	0	0	0	48
Twilley	0	4	0	0	0	0	24
Kick	3	0	0	0	0	0	18
Fleming	0	2	0	0	0	0	12
Morris	1	0	1	0	0	0	12
Johnson	0	0	1	0	0	0	6
Mandich	0	1	0	0	0	0	6
Stowe	0	1	0	0	0	0	6

DOLPHINS	11	20	2	33/33	28/40	0	315
OPPONENTS	10	10	1	22/22	9/20	0	174

FIELD GOALS	1-19	20-29	30-39	40-49	50+
Yepremian	7/7	8/8	6/11	7/12	0/2
DOLPHINS	7/7	8/8	6/11	7/12	0/2
OPPONENTS	5/5	1/4	2/2	0/6	1/4

SACKS	NO.	YDS.
Fernandez	8.0	Riley 7.5, Stanfill 6.5, Heinz 5.0, Cornish 2.0, Swift 2.0, Anderson 1.0, Buoniconiti 1.0, Den Herder 1.0, Powell 1.0.
DOLPHINS	35.0	OPPONENTS 25.0

USUAL STARTERS	OFFENSE
WR	Paul Warfield (14)
LT	Doug Crusan (14)
LG	Bob Kuechenberg (14)
C	Bob DeMarco (14)

RG	Larry Little (14)
RT	Norm Evans (14)
TE	Marv Fleming (13)
WR	Howard Twilley (12)
QB	Bob Griese (13)
RB	Jim Kiick (11)
FB	Larry Csonka (14)

DEFENSE	
LDE	Jim Riley (13)
LDT	Manny Fernandez (14)
RDT	Bob Heinz (7)
	John Richardson (5)
RDE	Bill Stanfill (13)
LLB	Doug Swift (14)
MLB	Nick Buoniconiti (14)
RLB	Mike Kolen (10)
LCB	Tim Foley (14)
RCB	Curtis Johnson (10)
SS	Dick Anderson (14)
FS	Jake Scott (14)

boldface indicates Pro Bowl performer
* indicates rookie

PASSING	ATT.	COMP.	YDS.	PCT.	TD	INT.	LG	SKC/LST	RATING
Griese	263	145	2089	55.1	19	9	86	23/248	90.9
Mira	30	11	159	36.7	1	1	43	2/17	51.9
DOLPHINS	293	156	2248	53.2	20	10	86	25/265	87.0
OPPONENTS	363	206	2293	56.8	10	17	51	35/293	65.4

1972 FINAL STATISTICS (14-0)

DATE	OPPONENT	SCORE	W/L	ATT.
9/17	at Kansas City	20-10	W	78,736
9/24	HOUSTON	34-13	W	75,069
10/1	at Minnesota	16-14	W	45,766
10/8	at N.Y. Jets	27-17	W	61,720
10/15	SAN DIEGO	24-10	W	78,212
10/22	BUFFALO	24-23	W	78,175
10/29	at Baltimore	23-0	W	59,303
11/5	at Buffalo	30-16	W	45,659
11/12	NEW ENGLAND	52-0	W	78,148
11/19	N.Y. JETS	28-24	W	78,166
11/27	ST. LOUIS	31-10	W	78,190
12/3	at New England	37-21	W	60,144
12/10	at N.Y. Giants	23-13	W	62,728
12/16	BALTIMORE	16-0	W	78,202

TEAM STATISTICS	MIA.	OPP.
TOTAL FIRST DOWNS.....	291	186
By Rushing	170	76
By Passing	102	96
By Penalty	19	14
TOTAL NET YARDS	5036	3297
Average Per Game	359.1	235.5
Total Plays	893	771
Average Per Play	5.6	4.3
NET YARDS RUSHING.....	2960	1548
Average Per Game	210.8	110.6
Total Rushes	613	389
NET YARDS PASSING	2076	1749
Average Per Game	148.3	124.9
Tackled/Yards Lost.....	21/159	34/280
Gross Yards	2235	2029
Attempts/Completions.....	259/144	348/178
Completion Percentage ..	55.6	51.1
Had Intercepted	12	26
PUNTS/AVERAGE	44/39.4	67/41.8
PENALTIES/YARDS	68/714	70/659
FUMBLES/BALL LOST	25/16	32/20
TOUCHDOWNS	45	21
By Rushing	26	8
By Passing	17	10
By Returns	2	3

Score By Quarters	1	2	3	4	Total
DOLPHINS	94	108	98	85	385
OPPONENTS	36	47	29	59	171

RUSHING	NO.	YDS.	AVG.	LG	TD
Csonka	213	1117	5.2	45	6
Morris	190	1000	5.3	33	12
Kick	137	521	3.8	26	5
Ginn	27	142	5.3	22	1
Leigh	21	79	3.8	10	0
Morrall	17	67	3.9	31	1
Warfield	4	23	5.8	21	0
Griese	3	11	3.7	5	1
Del Gaizo	1	0	0.0	0	0
DOLPHINS	613	2960	4.8	45	26
OPPONENTS	389	1548	4.0	40	8

RECEIVING	NO.	YDS.	AVG.	LG	TD
Warfield	29	606	20.9	47	3
Kick	21	147	7.0	15	1
Twilley	20	364	18.2	44	3
Briscoe	16	279	17.4	51	4
Morris	15	168	11.2	34	0
Stowe	13	276	21.2	49	2

PASSING	ATT.	COMP.	YDS.	PCT.	TD	INT.	LG	SCK/LST	RATING
Morrall	150	83	1360	55.3	11	7	49	14/114	91.0
Griese	97	53	638	54.6	4	4	39	7/45	71.6
Del Gaizo	9	5	165	55.6	2	1	51	0/0	100.5
Briscoe	3	3	72	100.0	0	0	26	0/0	118.8
DOLPHINS	259	144	2235	55.6	17	12	51	21/159	86.9
OPPONENTS	348	178	2029	51.1	10	26	82	34/280	47.5

Fleming	13	156	12.0	31	1
Mandich	11	168	15.3	39	3
Csonka	5	48	9.6	14	0
Ginn	1	23	23.0	23	0
DOLPHINS	144	2235	15.5	51	17
OPPONENTS	178	2029	11.4	82	10

INTERCEPTIONS	NO.	YDS.	AVG.	LG	TD
Scott	5	73	14.6	31	0
Mumphord	4	50	12.5	28	1
Anderson	3	34	11.3	22	0
Foley	3	25	8.3	15	0
Johnson	3	20	6.7	13	0
Swift	3	5	1.7	4	0
Buoniconti	2	17	8.5	10	0
Babb	1	24	24.0	24	0
Den Herder	1	24	24.0	24	0
Kolen	1	14	14.0	14	0
DOLPHINS	26	286	11.0	31	1
OPPONENTS	12	249	20.8	43	2

PUNTING	NO.	YDS.	AVG.	LG	BK
Seiple	36	1437	39.9	54	0
Lothridge	4	150	37.5	42	0
Anderson	4	147	36.8	45	0
DOLPHINS	44	1734	39.4	54	0
OPPONENTS	63	2613	41.8	67	2

PUNT RET.	NO.	YDS.	AVG.	LG	TD
Leigh	22	210	9.5	27	0
Scott	13	100	7.7	15	0
Anderson	5	19	3.8	17	0
DOLPHINS	40	329	8.2	27	0
OPPONENTS	17	67	3.9	13	0

KICKOFF RET.	NO.	YDS.	AVG.	LG	TD
Morris	14	334	23.9	33	0
Leigh	6	153	25.5	45	0
Matheson	2	34	17.0	17	0
Ginn	1	25	25.0	25	0
Briscoe	1	0	0.0	0	0
DOLPHINS	24	546	22.8	45	0
OPPONENTS	56	1283	22.9	39	0

SCORING	Ru	Pa	Rt	PAT	FG	S	TP
Yepremian	0	0	0	43/45	24/37	0	115
Morris	12	0	0	0	0	0	72
Csonka	6	0	0	0	0	0	36
Kick	5	1	0	0	0	0	36
Briscoe	0	4	0	0	0	0	24
Mandich	0	3	0	0	0	0	18
Twilley	0	3	0	0	0	0	18
Warfield	0	3	0	0	0	0	18
Stowe	0	2	0	0	0	0	12
Anderson	0	0	1	0	0	0	6
Fleming	0	1	0	0	0	0	6
Ginn	1	0	0	0	0	0	6
Griese	1	0	0	0	0	0	6
Morrall	1	0	0	0	0	0	6
Mumphord	0	0	1	0	0	0	6
DOLPHINS	26	17	2	43/45	24/37	0	385
OPPONENTS	8	10	3	18/21	9/16	0	171

FIELD GOALS	1-19	20-29	30-39	40-49	50+
Yepremian	7/7	3/3	7/8	4/11	3/8

DOLPHINS	7/7	3/3	7/8	4/11	3/8
OPPONENTS ..	3/3	2/4	3/3	1/4	0/2

SACKS

Den Herder 10.5, Stanfill 10.0, Fernandez 5.0, Matheson 2.5, Heinz 2.0, Buoniconti 1.0, Dunaway 1.0, M. Moore 1.0, Swift 1.0.

DOLPHINS 34.0, OPPONENTS 21.0

USUAL STARTERS

OFFENSE

WR	Paul Warfield (11)
LT	Doug Crusan (10)
LG	Bob Kuechenberg (14)
C	Jim Langer (14)
RG	Larry Little (14)
RT	Norm Evans (14)
TE	Marv Fleming (14)
WR	Howard Twilley (11)
QB	Earl Morrall (9)
	Bob Griese (5)
RB	Mercury Morris (11)
FB	Larry Csonka (14)

DEFENSE

LDE	Vern Den Herder (14)
LDT	Manny Fernandez (14)
RDT	Bob Heinz (8)
	Jim Dunaway (6)
RDE	Bill Stanfill (14)
LLB	Doug Swift (14)
MLB	Nick Buoniconti (14)
RLB	Mike Kolen (13)
LCB	Tim Foley (13)
RCB	Curtis Johnson (13)
SS	Jake Scott (13)
FS	Dick Anderson (13)

boldface indicates Pro Bowl performer
* indicates rookie

1973 FINAL STATISTICS (12-2)

DATE	OPPONENT	SCORE	W/L	ATT
9/16	SAN FRANCISCO	21-13	W	68,275
9/23	at Oakland	7-12	L	74,121
9/30	NEW ENGLAND	44-23	W	62,508
10/7	N.Y. JETS	31-3	W	63,850
10/15	at Cleveland	17-0	W	72,070
10/21	BUFFALO	27-6	W	65,241
10/28	at New England	30-14	W	67,617
11/4	at N.Y. Jets	24-14	W	57,591
11/11	BALTIMORE	44-0	W	60,332
11/18	at Buffalo	17-0	W	77,138
11/22	at Dallas	14-7	W	58,089
12/3	PITTSBURGH	30-26	W	68,901
12/9	at Baltimore	3-16	L	41,005
12/15	DETROIT	34-7	W	53,375

TEAM STATISTICS	MIA.	OPP.
TOTAL FIRST DOWNS	215	195
By Rushing	111	109
By Passing	91	78
By Penalty	13	8
Third Down: Made/Att	67/175	86/231
TOTAL NET YARDS	4103	3281
Average Per Game	293.1	234.4
Total Plays	776	876
Average Per Play	5.3	3.7
NET YARDS RUSHING	2521	1991
Average Per Game	180.1	142.2
Total Rushes	507	511
NET YARDS PASSING	1582	1290
Average Per Game	113.0	92.1
Tackled/Yards Lost	1393	48/314
Gross Yards	1675	1604
Attempts/Completions	258/133	320/151
Completion Percentage	52.0	47.2
Had Interception	12	21
PUNTS/AVERAGE	48/42.3	75/36.4
PENALTIES/YARDS	52/416	61/616
FUMBLIES/BALL LOST	22/16	28/9
TOUCHDOWNS	38	15
By Rushing	16	10
By Passing	17	5
By Returns	5	0

Score By Quarters	1	2	3	4	OT	Total
DOLPHINS	106	117	53	67	0	343
OPPONENTS	19	50	35	46	0	150

RUSHING	NO.	YDS.	AVG.	LG	TD
Csonka	219	1003	4.6	25	5
Morris	149	954	6.4	70	10
Kwik	76	257	3.4	32	0
Leigh	22	134	6.1	34	1
Nottingham	24	134	5.6	30	0
Griese	13	20	1.5	21	0
Warfield	1	15	15.0	15	0
Morrall	1	9	9.0	9	0
Briscoe	2	-5	-2.5	2	0
DOLPHINS	507	2521	5.0	70	16
OPPONENTS	511	1991	3.9	36	10

RECEIVING	NO.	YDS.	AVG.	LG	TD
Briscoe	30	447	14.9	53	2
Warfield	29	514	17.7	45	11
Kick	27	208	7.7	22	0
Mandich	24	302	12.6	28	4
Csonka	7	22	3.1	9	0
Morris	4	51	12.8	36	0
Leigh	4	9	2.3	7	0

PASSING	ATT.	COMP.	YDS.	PCT.	TD	INT.	LG	SCK/LST	RATING
Griese	218	116	1422	53.2	17	8	46	11/75	84.3
Morrall	38	17	253	44.7	0	4	53	2/18	27.5
DOLPHINS	256	133	1675	52.0	17	12	53	13/93	72.3
OPPONENTS	320	151	1604	47.2	5	21	42	45/314	40.2

Fleming	3	22	7.3	15	0
Sellers	2	54	27.0	42	0
Truiley	2	30	15.0	19	0
Nottingham	1	16	16.0	16	0

DOLPHINS	133	1675	12.6	53	17
OPPONENTS	151	1604	10.6	42	5

INTERCEPTIONS	NO.	YDS.	AVG.	LG	TD
Anderson	8	163	20.4	38	2
Scott	4	71	17.8	29	0
Kolen	2	54	27.0	29	0
Foley	2	22	11.0	15	0
Johnson	2	19	9.5	17	0
Stuckey	1	4	4.0	4	0
Ball	1	2	2.0	2	0
Swift	1	0	0.0	0	0

DOLPHINS	21	335	16.0	38	2
OPPONENTS	12	190	15.8	48	0

PUNTING	NO.	YDS.	AVG.	LG	BK
Seiple	48	2031	42.3	57	0
DOLPHINS	48	2031	42.3	57	0
OPPONENTS	76	2918	38.4	60	2

PUNT RET.	NO.	YDS.	AVG.	LG	TD
Scott	22	266	12.1	33	0
Leigh	9	64	7.1	26	0
Anderson	6	52	8.7	27	0
DOLPHINS	37	382	10.3	33	0
OPPONENTS	28	182	6.5	27	0

KICKOFF RET.	NO.	YDS.	AVG.	LG	TD
Morris	11	242	22.0	29	0
Leigh	9	251	27.9	51	0
Scott	2	20	10.0	20	0
Bannon	1	10	10.0	10	0
Seiple	1	0	0.0	0	0
DOLPHINS	24	523	21.8	51	0
OPPONENTS	56	1116	19.9	42	0

SCORING	Ru	Pa	Rt	PAT	FG	S	TP
Yepremian	0	0	0	38/38	25/37	0	113
Warfield	0	11	0	0	0	0	66
Morris	10	0	0	0	0	0	60
Csonka	5	0	0	0	0	0	30
Mandich	0	4	0	0	0	0	24
Anderson	0	0	2	0	0	0	12
Briscoe	0	2	0	0	0	0	12
Foley	0	0	2	0	0	0	12
Buoniconiti	0	0	1	0	0	0	6
Leigh	1	0	0	0	0	0	6
Johnson	0	0	0	0	0	1	2
DOLPHINS	16	17	5	38/38	25/37	1	343
OPPONENTS	10	5	0	13/15	15/27	0	150

FIELD GOALS	1-19	20-29	30-39	40-49	50+
Yepremian	5/5	8/10	6/9	5/9	1/4
DOLPHINS	5/5	8/10	6/9	5/9	1/4
OPPONENTS	5/5	0/2	6/8	3/8	1/4

SACKS	NO.	YDS.	AVG.	LG	TD
Stanfill	18.5	Den Herder	10.0	Fernandez	6.5
Matheson	3.0	Heinz	2.5	Ball	2.0
Buoniconiti	1.0	M. Moore	1.0	Swift	0.5
DOLPHINS	45.0	OPPONENTS	13.0		

USUAL STARTERS

OFFENSE	
WR	Paul Warfield (14)
LT	Wayne Moore (12)
LG	Bob Kuechenberg (13)
C	Jim Langer (14)
RG	Larry Little (13)
RT	Norm Evans (14)
TE	Marv Fleming (11)
WR	Marlin Briscoe (14)
QB	Bob Griese (13)
RB	Mercury Morris (11)
FB	Larry Csonka (14)

DEFENSE	
LDE	Vern Den Herder (14)
LDT	Manny Fernandez (13)
RDT	Bob Heinz (13)
RDE	Bill Stanfill (13)
LLB	Doug Swift (14)
MLB	Nick Buoniconiti (13)
RLB	Mike Kolen (13)
LCB	Tim Foley (10)
RCB	Curtis Johnson (13)
SS	Jake Scott (13)
FS	Dick Anderson (12)

boldface indicates Pro Bowl performer
* indicates rookie

1974 FINAL STATISTICS (11-3)

DATE	OPPONENT	SCORE	W/L	ATT.
9/15	at New England	24-34	L	54,913
9/22	at Buffalo	24-16	W	78,990
9/29	at San Diego	28-21	W	44,706
10/7	N.Y. JETS	21-17	W	61,527
10/13	at Washington	17-20	L	54,395
10/20	KANSAS CITY	9-3	W	67,779
10/27	BALTIMORE	17-7	W	65,868
11/3	ATLANTA	42-7	W	64,399
11/10	at New Orleans	21-0	W	73,458
11/17	BUFFALO	35-28	W	69,313
11/24	at N.Y. Jets	14-17	L	57,162
12/2	CINCINNATI	24-3	W	71,962
12/8	at Baltimore	17-16	W	34,420
12/15	NEW ENGLAND	34-27	W	56,920

TEAM STATISTICS	MIA.	OPP.
TOTAL FIRST DOWNS	272	208
By Rushing	134	83
By Passing	118	117
By Penalty	20	8
Third Down: Made/Att.	97/195	73/188
TOTAL NET YARDS	4275	3806
Average Per Game	305.4	271.9
Total Plays	884	807
Average Per Play	4.8	4.7
NET YARDS RUSHING	2191	1624
Average Per Game	156.5	116.0
Total Rushes	570	404
NET YARDS PASSING	2084	2182
Average Per Game	148.9	155.9
Tackled/Yards Lost	31/229	31/270
Gross Yards	2313	2452
Attempts/Completions	283/171	372/200
Completion Percentage	60.4	53.8
Had Intercepted	18	16
PENALS/AVERAGE	65/38.6	70/39.2
PUNTS/YARDS	69/556	67/525
FUMBLES/BALL LOST	25/13	33/17
TOUCHDOWNS	43	25
By Rushing	25	7
By Passing	18	14
By Returns	0	4

Score By Quarters	1	2	3	4	OT	Total
DOLPHINS	42	98	76	111	0	327
OPPONENTS	31	50	57	78	0	216

RUSHING	NO.	YDS.	AVG.	LG	TD
Csonka	197	749	3.8	24	9
Malone	117	479	4.1	23	3
Kick	86	274	3.2	15	1
Nottingham	66	273	4.1	24	8
Morris	56	214	3.8	17	1
Ginn	26	99	3.8	41	2
Griese	16	66	4.1	22	1
Briscoe	1	17	17.0	17	0
N. Moore	3	16	5.3	15	0
Morrall	1	11	11.0	11	0
Strock	1	-7	-7.0	-7	0
DOLPHINS	570	2191	3.8	41	25
OPPONENTS	404	1624	4.0	56	7

RECEIVING	NO.	YDS.	AVG.	LG	TD
N. Moore	37	605	16.4	48	2
Mandich	33	374	11.3	44	6

Warfield	27	536	19.9	54	2
Twilley	24	256	11.0	21	2
Kick	18	155	8.6	19	1
Briscoe	11	132	12.0	20	1
Csonka	7	35	5.0	11	0
Baker	4	121	30.0	46	2
Nottingham	3	40	13.3	20	0
Morris	2	27	14.0	23	1
Malone	2	26	13.0	13	0
Ginn	2	3	1.5	3	0
Fleming	1	3	3.0	3	1
DOLPHINS	171	2313	13.5	54	18
OPPONENTS	200	2452	12.6	89	14

INTERCEPTIONS	NO.	YDS.	AVG.	LG	TD
Scott	8	75	9.4	30	0
Buoniconti	2	29	14.5	16	0
Foley	2	-2	-1.0	0	0
Stuckey	1	21	21.0	21	0
Matheson	1	10	10.0	10	0
Kolen	1	3	3.0	3	0
Anderson	1	3	3.0	3	0
DOLPHINS	16	139	8.7	30	0
OPPONENTS	18	320	17.8	40	1

PUNTING	NO.	YDS.	AVG.	LG	BK
Seiple	65	2511	38.6	60	0
DOLPHINS	65	2511	38.6	60	0
OPPONENTS	70	2743	39.2	63	2

PUNT RET.	NO.	YDS.	AVG.	LG	TD
Scott	31	346	11.2	30	0
N. Moore	9	136	15.1	42	0
Anderson	3	9	3.0	6	0
Babb	2	29	14.5	20	0
Stuckey	1	0	0.0	0	0
DOLPHINS	46	520	11.3	42	0
OPPONENTS	42	265	6.3	23	0

KICKOFF RET.	NO.	YDS.	AVG.	LG	TD
N. Moore	22	587	26.7	40	0
Ginn	12	235	19.6	30	0
Malone	6	159	26.5	73	0
Matheson	5	65	13.0	25	0
Leigh	2	50	25.0	26	0
Baker	1	22	22.0	22	0
Babb	1	0	0.0	0	0
DOLPHINS	49	1118	22.8	73	0
OPPONENTS	64	1222	19.1	57	0

SCORING	Ru	Pa	Rt	PAT	FG	S	TP
Yepremian	0	0	0	43/43	8/15	0	67
Csonka	9	0	0	0	0	0	54
Nottingham	8	0	0	0	0	0	48
Mandich	0	6	0	0	0	0	36
Malone	3	0	0	0	0	0	18
Morris	1	1	0	0	0	0	12
Warfield	0	2	0	0	0	0	12
Ginn	2	0	0	0	0	0	12
N. Moore	0	2	0	0	0	0	12
Kick	1	1	0	0	0	0	12
Twilley	0	2	0	0	0	0	12
Baker	0	2	0	0	0	0	12
Fleming	0	1	0	0	0	0	6
Griese	1	0	0	0	0	0	6

Briscoe	0	1	0	0	0	0	6
Foley	0	0	0	0	0	1	2
DOLPHINS	25	18	0	43/43	8/15	1	327
OPPONENTS	7	14	4	14	24	0	216

FIELD GOALS	1-19	20-29	30-39	40-49	50+
Yepremian	0/1	4/5	3/4	1/3	0/2
DOLPHINS	0/1	4/5	3/4	1/3	0/2
OPPONENTS	0/0	7/9	2/5	5/6	0/1

SACKS	STANFIL	DEN HERDER	FERNANDEZ	BAIRD	CROWDER	MATHESON	KOLEN	REESE
DOLPHINS	31.0							
OPPONENTS	31.0							

USUAL STARTERS	OFFENSE
WR	Paul Warfield (9)
LT	Bob Kuechenberg (4)
	Wayne Moore (3)
	Tony Funchess (3)
LG	Bob Kuechenberg (4)
C	Jim Langer (14)
RG	Larry Little (14)
RT	Norm Evans (11)
TE	Jim Mandich (10)
WR	*Nat Moore (6)
	Howard Twilley (4)
QB	Bob Griese (13)
RB	Jim Kick (7)
	*Benny Malone (3)
	Mercury Morris (11)
FB	Larry Csonka (11)

DEFENSE	
LDE	Vern Den Herder (14)
LDT	Manny Fernandez (12)
RDT	Bob Heinz (13)
RDE	Bill Stanfil (13)
LLB	Bob Matheson (7)
	Doug Swift (7)
MLB	Nick Buoniconti (13)
RLB	Mike Kolen (13)
LCB	Tim Foley (10)
RCB	Curtis Johnson (12)
SS	Dick Anderson (14)
FS	Jake Scott (14)

boldface indicates Pro Bowl performer
* indicates rookie

PASSING	ATT.	COMP.	YDS.	PCT.	TD	INT.	LG	SCK/LST	RATING
Griese	253	152	1968	60.1	16	15	54	27/202	80.9
Morrall	27	17	301	63.0	2	3	46	3/16	86.1
N. Moore	1	1	31	100.0	0	0	0	0/0	118.8
Kick	1	1	13	100.0	0	0	0	0/0	118.8
Briscoe	1	0	0	0.0	0	0	0	1/11	39.6
DOLPHINS	283	171	2313	60.4	18	18	54	31/229	74.8
OPPONENTS	372	200	2452	53.8	14	16	89	31/270	69.0

1975 FINAL STATISTICS (10-4)

DATE	OPPONENT	SCORE	W/L	ATT.
9/22	OAKLAND	21-31	L	78,744
9/28	at New England	22-14	W	60,602
10/5	at Green Bay	31-7	W	55,270
10/12	PHILADELPHIA	24-16	W	60,127
10/19	at N.Y. Jets	43-0	W	47,191
10/26	at Buffalo	35-30	W	79,080
11/2	at Chicago	46-13	W	51,298
11/9	N.Y. JETS	27-7	W	72,896
11/16	at Houston	19-20	L	48,892
11/23	BALTIMORE	17-33	L	61,986
12/1	NEW ENGLAND	20-7	W	61,963
12/7	BUFFALO	31-21	W	74,573
12/14	at Baltimore	7-10(OT)	L	59,398
12/20	DENVER	14-13	W	43,064

TEAM STATISTICS	MIA.	OPP.
TOTAL FIRST DOWNS	266	224
By Rushing	136	92
By Passing	108	113
By Penalty	22	19
TOTAL NET YARDS	4509	3789
Average Per Game	322.1	270.6
Total Plays	896	858
Average Per Play	5.0	4.4
NET YARDS RUSHING	2500	1768
Average Per Game	178.6	126.3
Total Rushes	594	443
NET YARDS PASSING	2009	2021
Average Per Game	143.5	144.4
Tackled/Yards Lost	23/187	40/314
Gross Yards	2196	2335
Attempts/Completions	279/170	375/200
Completion Percentage	60.9	53.3
Had Intercepted	17	21
PUNTS/AVERAGE	65/38.6	72/40.0
PENALTIES/YARDS	74/575	82/716
FUMBLES/BALL LOST	20/9	23/9
TOUCHDOWNS	46	27
By Rushing	26	14
By Passing	19	9
By Returns	1	4

Score By Quarters	1	2	3	4	OT	Total
DOLPHINS	44	116	99	98	0	357
OPPONENTS	48	53	45	73	3	222

RUSHING	NO.	YDS.	AVG.	LG	TD
Morris	219	875	4.0	49	4
Nottingham	168	718	4.3	56	12
Bulaich	78	309	4.0	30	5
Malone	65	220	3.4	20	3
Solomon	4	87	21.8	35	0
Ginn	21	78	3.7	14	0
N. Moore	8	69	8.6	36	0
Griese	17	59	3.5	17	1
Strock	6	38	6.3	18	1
Morrall	4	33	8.3	16	0
Winfrey	3	10	3.3	5	0
Seiple	1	4	4.0	4	0

DOLPHINS	594	2500	4.2	56	26
OPPONENTS	443	1768	4.0	39	15

RECEIVING	NO.	YDS.	AVG.	LG	TD
N. Moore	40	705	17.6	79t	4
Bulaich	32	276	8.6	59t	5
Twilley	24	366	15.3	32	4
Solomon	22	339	15.4	58t	2

PASSING	ATT.	COMP.	YDS.	PCT.	TD	INT.	LG	SCK/LST	RATING
Griese	191	118	1693	61.8	14	13	79t	16/131	86.6
Strock	45	26	230	57.8	2	2	25	3/29	67.9
Morrall	43	26	273	60.5	3	2	31	4/27	82.7
DOLPHINS	279	170	2196	60.9	19	17	79t	23/187	82.9
OPPONENTS	375	200	2335	53.3	9	21	62t	40/314	57.1

Mandich	21	217	10.3	32t	4
Seiple	10	84	8.4	15	0
Nottingham	9	66	7.3	18	0
Tillman	5	60	12.0	16	0
Ginn	3	21	7.0	8	0
Malone	2	47	23.5	43	0
Morris	2	15	7.5	10	0

DOLPHINS	170	2196	12.9	79t	19
OPPONENTS	200	2335	11.7	62t	9

INTERCEPTIONS	NO.	YDS.	AVG.	LG	TD
Scott	6	60	10.0	38	0
Johnson	4	41	10.3	17	0
Babb	4	18	4.5	18	0
Matheson	3	32	10.7	22	0
Rhone	2	2	1.0	2	0
Towle	1	16	16.0	16	0
Kolen	1	14	14.0	14	0

DOLPHINS	21	183	8.7	38	0
OPPONENTS	17	214	12.6	50	1

PUNTING	NO.	YDS.	AVG.	LG	BK
Seiple	65	2506	38.6	61	0
DOLPHINS	65	2506	38.6	61	0
OPPONENTS	72	2880	40.0	57	1

PUNT RET.	NO.	YDS.	AVG.	LG	TD
Solomon	26	320	12.3	50t	1
N. Moore	8	80	10.0	29	0
Babb	7	95	13.6	46	0
Scott	1	10	10.0	10	0
Ginn	1	4	4.0	4	0

DOLPHINS	43	509	11.8	50t	1
OPPONENTS	34	373	11.0	83t	1

KICKOFF RET.	NO.	YDS.	AVG.	LG	TD
Solomon	17	348	20.5	31	0
N. Moore	9	243	27.0	42	0
Ginn	9	235	26.1	39	0
Nottingham	3	80	26.7	27	0
Winfrey	1	25	25.0	25	0
Malone	1	18	18.0	18	0

DOLPHINS	40	949	23.7	42	0
OPPONENTS	65	1549	23.8	102t	1

SCORING	Ru	Pa	Rt	PAT	FG	S	TP
Yepremian	0	0	0	40/46	13/16	0	79
Nottingham	12	0	0	0	0	0	72
Bulaich	5	5	0	0	0	0	60
Mandich	0	4	0	0	0	0	24
N. Moore	0	4	0	0	0	0	24
Morris	4	0	0	0	0	0	24
Twilley	0	4	0	0	0	0	24
Malone	3	0	0	0	0	0	18
Solomon	0	2	1	0	0	0	18
Griese	1	0	0	0	0	0	6
Strock	1	0	0	0	0	0	6
Reese	0	0	0	0	0	1	2

DOLPHINS	26	19	1	40/46	13/16	1	357
OPPONENTS	15	9	3	25/27	11/21	1	222

FIELD GOALS	1-19	20-29	30-39	40-49	50+
Yepremian	1/1	5/5	6/7	1/2	0/1
DOLPHINS	1/1	5/5	6/7	1/2	0/1
OPPONENTS	0/0	3/5	4/6	4/10	0/0

SACKS

Den Herder	11.0,	Crowder	7.5,	Reese	7.5,
Stanfill	6.5,	Matheson	2.0,	Andrews	1.5,
Johnson	1.0,	Kolen	1.0,	Rhone	1.0,
Swift	1.0,				

DOLPHINS 40.0, OPPONENTS 23.0

USUAL STARTERS

OFFENSE

WR	Howard Twilley (8)
	*Freddie Solomon (5)
LT	Wayne Moore (14)
LG	Bob Kuechenberg (14)
C	Jim Langer (14)
RG	Larry Little (14)
RT	Norm Evans (13)
TE	Andre Tillman (8)
	Jim Mandich (6)
WR	Nat Moore (14)
QB	Bob Griese (10)
RB	Mercury Morris (14)
FB	Don Nottingham (13)

DEFENSE

LDE	Vern Den Herder (14)
LDT	Randy Crowder (11)
RDT	Don Reese (11)
RDE	Bill Stanfill (8)
	*Steve Towle (4)
LLB	Doug Swift (13)
MLB	Mike Kolen (9)
RLB	Bob Matheson (13)
LCB	Tim Foley (9)
RCB	Curtis Johnson (14)
SS	Charlie Babb (14)
FS	Jake Scott (14)

boldface indicates Pro Bowl performer

* indicates rookie

1976 FINAL STATISTICS (6-8)

DATE	OPPONENT	SCORE	W/L	ATT.
9/13	at Buffalo	30-21	W	77,683
9/19	at New England	14-30	L	46,053
9/26	N.Y. JETS	16-0	W	49,754
10/3	LOS ANGELES	28-31	L	60,753
10/10	at Baltimore	14-28	L	58,832
10/17	KANSAS CITY	17-20(OT)	L	43,325
10/24	at Tampa Bay	23-20	W	59,155
10/31	NEW ENGLAND	10-3	W	52,863
11/7	at N.Y. Jets	27-7	W	53,344
11/14	at Pittsburgh	3-14	L	48,945
11/22	BALTIMORE	16-17	L	62,104
11/28	at Cleveland	13-17	L	74,715
12/5	BUFFALO	45-27	W	43,475
12/11	MINNESOTA	7-29	L	46,543

TEAM STATISTICS	MIA.	OPP.
TOTAL FIRST DOWNS	267	268
By Rushing	122	125
By Passing	125	131
By Penalty	20	12
TOTAL NET YARDS	4386	5081
Average Per Game	313.3	362.9
Total Plays	874	892
Average Per Play	5.0	5.7
NET YARDS RUSHING	2118	2411
Average Per Game	151.3	172.2
Total Rushes	491	525
NET YARDS PASSING	2268	2670
Average Per Game	162.0	190.7
Tackled/Yards Lost	37/336	20/193
Gross Yards	2604	2863
Attempts/Completions	346/193	347/195
Completion Percentage	55.8	56.2
Had Intercepted	15	11
PUNTS/AVERAGE	62/38.2	63/41.1
PENALTIES/YARDS	70/582	94/716
FUMBLES/BALL LOST	14/8	31/18
TOUCHDOWNS	31	34
By Rushing	15	14
By Passing	15	20
By Returns	1	0

Score By Quarters	1	2	3	4	OT	Total
DOLPHINS	27	98	64	74	0	263
OPPONENTS	31	93	62	75	3	264

RUSHING	NO.	YDS.	AVG.	LG	TD
Malone	186	797	4.3	31	4
Bulaich	122	540	4.4	35	4
Winfrey	52	205	3.9	13	1
Nottingham	63	185	2.9	13	3
Griese	23	108	4.7	26	0
Davis	31	160	5.2	57	1
N. Moore	4	36	9.0	21	0
Seiple	3	14	4.7	7	0
Solomon	4	60	15.0	59	1
Strock	2	13	6.5	11	1
Heath	1	0	0.0	0	0
DOLPHINS	491	2118	4.3	59	15
OPPONENTS	525	2411	4.6	75	14

RECEIVING	NO.	YDS.	AVG.	LG	TD
N. Moore	33	625	18.9	67	4
Bulaich	28	151	5.4	25	0
Solomon	27	453	16.8	53	2

Harris	22	372	16.9	44	1
Mandich	22	260	11.8	31	4
Twillley	14	214	15.3	39	1
Tillman	13	130	10.0	36	1
Seiple	10	138	13.8	25	1
Malone	9	103	11.4	36	0
Winfrey	6	55	9.2	16	1
Nottingham	4	33	8.3	29	0
Davis	2	8	4.0	6	0
McCreary	2	51	25.5	30	0
Holmes	1	11	11.0	11	0
DOLPHINS	193	2604	13.5	67	15
OPPONENTS	195	2863	14.7	64	20

INTERCEPTIONS	NO.	YDS.	AVG.	LG	TD
Ellis	2	40	20.0	40	0
Matheson	2	34	17.0	34	0
Babb	2	20	10.0	20	0
White	2	4	2.0	4	0
Anderson	1	32	32.0	32	0
Johnson	1	14	14.0	14	0
Salter	1	0	0.0	0	0
DOLPHINS	11	144	13.1	40	0
OPPONENTS	15	128	8.5	33	0

PUNTING	NO.	YDS.	AVG.	LG	BK
Seiple	62	2366	38.2	56	0
DOLPHINS	62	2366	38.2	56	0
OPPONENTS	63	2593	41.2	56	0

PUNT RET.	NO.	YDS.	AVG.	LG	TD
Solomon	13	205	15.8	79	1
Harris	9	79	8.7	16	0
N. Moore	8	72	9.0	23	0
Babb	3	38	12.7	25	0
Anderson	2	21	10.5	11	0
DOLPHINS	35	415	11.9	79	1
OPPONENTS	34	272	8.0	28	0

KICKOFF RET.	NO.	YDS.	AVG.	LG	TD
Davis	26	617	23.7	47	0
Harris	17	559	32.9	69	0
Nottingham	6	107	17.8	21	0
N. Moore	2	28	14.0	28	0
Winfrey	2	24	12.0	13	0
Solomon	1	12	12.0	12	0
Tillman	1	0	0.0	0	0
DOLPHINS	55	1347	24.5	69	0
OPPONENTS	57	1231	21.6	79	0

SCORING	Ru	Pa	Rt	PAT	FG	S	TP
Yepremian	0	0	0	29/31	16/23	0	77
Bulaich	4	0	0	0	0	0	24
Malone	4	0	0	0	0	0	24
Mandich	0	4	0	0	0	0	24
N. Moore	0	4	0	0	0	0	24
Solomon	1	2	1	0	0	0	24
Nottingham	3	0	0	0	0	0	18
Winfrey	1	1	0	0	0	0	12
Davis	1	0	0	0	0	0	6
Harris	0	1	0	0	0	0	6
Seiple	0	1	0	0	0	0	6
Strock	1	0	0	0	0	0	6
Tillman	0	1	0	0	0	0	6
Twillley	0	1	0	0	0	0	6
DOLPHINS	15	15	1	29/31	16/23	0	263
OPPONENTS	14	20	0	30/34	10/21	0	264

FIELD GOALS	1-19	20-29	30-39	40-49	50+
Yepremian	0/0	9/10	2/4	4/8	1/1
DOLPHINS	0/0	9/10	2/4	4/8	1/1
OPPONENTS	2/2	4/8	2/5	2/6	0/0

SACKS
Reese 4.0, Stanfill 4.0, Den Herder 3.0, Andrews 2.0, Crowder 2.0, Buoniconti 1.0, Heinz 1.0, Matheson 1.0, Towle 1.0, Babb 0.5, Gordon 0.5.

DOLPHINS 20.0, OPPONENTS 37.0

USUAL STARTERS
OFFENSE
WR Nat Moore (9)
LT Wayne Moore (14)
LG Bob Kuechenberg (10)
C Jim Langer (14)
RG Larry Little (10)
RT Darryl Carlton (8)
Larry Little (4)
TE Andre Tillman (14)
WR Freddie Solomon (7)
QB Howard Twilley (6)
QB Bob Griese (13)
RB Benny Malone (12)
FB Don Nottingham (8)
Norm Bulaich (6)

DEFENSE
LDE Vern Den Herder (14)
LDT Randy Crowder (14)
RDT Don Reese (6)
Bob Heinz (4)
RDE John Andrews (4)
Don Reese (3)
Bill Stanfill (3)
LLB Larry Gordon (14)
MLB Steve Towle (12)
RLB Bob Matheson (11)
LCB Jerris White (14)
RCB Curtis Johnson (9)
SS Charlie Babb (14)
FS Barry Hill (6)
Bryant Salter (6)

boldface indicates Pro Bowl performer
* indicates rookie

PASSING	ATT.	COMP.	YDS.	PCT.	TD	INT.	LG	SCK/LST	RATING
Griese	272	162	2097	59.6	11	12	47	30/266	78.9
Strock	47	21	359	44.7	3	2	53	4/41	74.6
Morrall	26	10	148	38.5	1	1	67	3/29	54.7
Solomon	1	0	0	0.0	0	0	0	0.0	39.6
DOLPHINS	346	193	2604	55.8	15	15	67	37/336	76.4
OPPONENTS	347	195	2863	56.2	20	11	64	20/193	89.0

1977 FINAL STATISTICS (10-4)

DATE	OPPONENT	SCORE	W/L	ATT.
9/18	at Buffalo	13-0	W	76,097
9/25	at San Francisco	19-15	W	40,503
10/2	HOUSTON	27-7	W	49,619
10/9	at Baltimore	28-45	L	57,005
10/16	N.Y. JETS	21-17	W	43,446
10/23	SEATTLE	31-13	W	29,858
10/30	SAN DIEGO	13-14	L	40,670
11/6	at N.Y. Jets	14-10	W	51,582
11/13	NEW ENGLAND	17-5	W	67,502
11/20	at Cincinnati	17-23	L	46,733
11/24	at St. Louis	55-14	W	50,269
11/5	BALTIMORE	17-6	W	68,977
11/11	at New England	10-14	L	61,064
11/17	BUFFALO	31-14	W	39,626

TEAM STATISTICS	MIA.	OPP.
TOTAL FIRST DOWNS	267	227
By Rushing	143	101
By Passing	107	117
By Penalty	17	9
Third Down: Made/Att.	78/172	88/199
TOTAL NET YARDS	4327	3982
Average Per Game	309.1	284.4
Total Plays	866	901
Average Per Play	5.0	4.4
NET YARDS RUSHING	2366	1749
Average Per Game	169.0	124.9
Total Rushes	519	467
NET YARDS PASSING	1961	2233
Average Per Game	140.1	159.5
Tackled/Yards Lost	36/303	20/160
Gross Yards	2264	2393
Attempts/Completions	311/182	414/226
Completion Percentage	58.5	54.6
Had Intercepted	14	15
PUNTS/AVERAGE	58/36.9	67/38.5
PENALTIES/YARDS	59/432	82/644
FUMBLES/BALL LOST	22/13	37/18
TOUCHDOWNS	41	23
By Rushing	18	12
By Passing	22	10
By Returns	1	1

Score By Quarters	1	2	3	4	OT	Total
DOLPHINS	86	113	60	54	0	313
OPPONENTS	52	48	33	64	0	197

RUSHING	NO.	YDS.	AVG.	LG	TD
Malone	129	615	4.8	66	5
Davis	126	533	4.2	60	2
L. Harris	91	417	4.6	77	4
Bulaich	91	416	4.6	29	4
Nottingham	44	214	4.9	13	2
Moore	14	89	6.4	24	1
Solomon	6	43	7.2	14	0
Griese	16	30	1.9	13	0
T. Anderson	1	11	11.0	11	0
Michel	1	-2	-2.0	-2	0
DOLPHINS	519	2366	4.6	77	18
OPPONENTS	467	1749	3.7	64	12

RECEIVING	NO.	YDS.	AVG.	LG	TD
Moore	52	765	14.7	73	12
D. Harris	34	601	17.7	47	5
Bulaich	25	180	7.2	14	0
Tillman	17	169	10.0	37	2
Davis	14	151	10.8	32	1
Solomon	12	181	15.1	54	1

PASSING	ATT.	COMP.	YDS.	PCT.	TD	INT.	LG	SCK/LST	RATING
Griese	307	180	2252	58.6	22	13	73	36/303	87.7
Strock	4	2	12	50.0	0	1	9	0/0	16.7
DOLPHINS	311	182	2264	58.5	22	14	73	36/303	86.1
OPPONENTS	414	226	2393	54.6	10	15	47	20/160	64.6

Nottingham	8	58	7.3	16	0
L. Harris	7	29	4.1	11	0
Mandich	6	63	10.5	15	0
Malone	4	58	14.5	35	0
McCreary	2	10	5.0	9	1
Seiple	1	-1	-1.0	-1	0

DOLPHINS	182	2264	12.4	73	22
OPPONENTS	226	2393	10.6	47	10

INTERCEPTIONS	NO.	YDS.	AVG.	LG	TD
Johnson	4	35	8.8	19	0
Thomas	3	23	7.7	23	0
Foley	3	17	5.7	17	0
Gordon	1	27	27.0	27	0
Babb	1	15	15.0	15	0
Matheson	1	7	7.0	7	0
Roberson	1	0	0.0	0	0
Volk	1	0	0.0	0	0

DOLPHINS	15	124	8.3	27	0
OPPONENTS	14	238	17.0	34	0

PUNTING	NO.	YDS.	AVG.	LG	BK
Michel	35	1338	38.2	61	0
Seiple	22	801	36.4	54	1

DOLPHINS	58	2139	36.9	61	1
OPPONENTS	67	2581	38.5	60	0

PUNT RET.	NO.	YDS.	AVG.	LG	TD
Solomon	32	285	8.9	39	0
D. Anderson	4	3	0.7	3	0
Babb	2	10	5.0	7	0
Davis	1	11	11.0	11	0
T. Anderson	1	6	6.0	6	0

DOLPHINS	40	315	7.9	39	0
OPPONENTS	29	267	9.2	49	0

KICKOFF RET.	NO.	YDS.	AVG.	LG	TD
Davis	14	414	29.6	73	0
Solomon	10	273	27.3	90	1
T. Anderson	7	167	23.9	40	0
D. Harris	4	91	22.8	31	0
Nottingham	2	36	18.0	18	0
McCreary	1	30	30.0	30	0

DOLPHINS	38	1011	26.6	90	1
OPPONENTS	59	1281	21.7	32	0

SCORING	Ru	Pa	Rt	PAT	FG	S	TP
Moore	1	12	0	0	0	0	78
Yepremian	0	0	0	37/41	10/22	0	67
D. Harris	0	5	0	0	0	0	30
Malone	5	0	0	0	0	0	30
Bulaich	4	0	0	0	0	0	24
L. Harris	4	0	0	0	0	0	24
Davis	2	1	0	0	0	0	18
Nottingham	2	0	0	0	0	0	12
Solomon	0	1	1	0	0	0	12
Tillman	0	2	0	0	0	0	12
McCreary	0	1	0	0	0	0	6
Michel	0	0	0	0/1	0	0	0

DOLPHINS	18	22	1	37/42	10/22	0	313
OPPONENTS	12	10	1	21/23	12/20	0	197

FIELD GOALS	1-19	20-29	30-39	40-49	50+
Yepremian	0/0	3/4	5/7	2/9	0/2
DOLPHINS	0/0	3/4	5/7	2/9	0/2
OPPONENTS	1/1	2/2	4/5	5/10	0/2

SACKS

DuHe	7.0	Baumhower	4.0	Bokamper	2.5
Gordon	2.0	Matheson	2.0	Den Herder	1.5
Babb	1.0				

DOLPHINS 20.0, OPPONENTS 36.0

USUAL STARTERS

WR	OFFENSE
Nat Moore (14)	
Wayne Moore (14)	
LG	Bob Kuechenberg (12)
C	Jim Langer (14)
RG	Larry Little (13)
RT	Mike Current (14)
TE	Andre Tillman (14)
WR	Freddie Solomon (6)
	Daniel Harris (4)
	Lloyd McCreary (4)
QB	Bob Griese (14)
RB	Benny Malone (8)
	Gary Davis (6)
FB	Norm Bulaich (7)
	*Leroy Harris (5)

DEFENSE

LDE	Vern Den Herder (11)
NT	*Bob Baumhower (14)
RDE	*A.J. DuHe (14)
LOLB	Kim Bokamper (14)
LILB	Steve Towle (7)
	Mike Kolen (4)
RILB	Bob Matheson (8)
	Steve Towle (5)
ROLB	Larry Gordon (14)
LCB	Norris Thomas (10)
RCB	Curtis Johnson (14)
SS	Tim Foley (10)
FS	Vern Roberson (9)
	Charlie Babb (4)

boldface indicates Pro Bowl performer
* indicates rookie

1978 FINAL STATISTICS (11-5)

DATE	OPPONENT	SCORE	W/L	ATT.
9/3	at N.Y. Jets	20-33	L	49,598
9/10	at Baltimore	42-0	W	46,426
9/17	BUFFALO	31-24	W	48,373
9/24	at Philadelphia	3-17	L	62,998
10/1	ST. LOUIS	24-10	W	43,882
10/9	CINCINNATI	21-0	W	54,729
10/15	at San Diego	28-21	W	50,637
10/22	at New England	24-33	L	60,424
10/29	BALTIMORE	26-8	W	53,524
11/5	DALLAS	23-16	W	70,414
11/12	at Buffalo	25-24	W	48,623
11/20	at Houston	30-35	L	50,290
11/26	N.Y. JETS	13-24	L	49,255
12/3	at Washington	16-0	W	52,860
12/10	OAKLAND	23-6	W	73,003
12/18	NEW ENGLAND	23-3	W	72,071

TEAM STATISTICS	MIA.	OPP.
TOTAL FIRST DOWNS	270	298
By Rushing	119	120
By Passing	135	156
By Penalty	16	22
Third Down: Made/Att.	98/215	88/205
TOTAL NET YARDS	4835	5169
Average Per Game	302.2	323.1
Total Plays	954	1021
Average Per Play	5.1	5.1
NET YARDS RUSHING	2366	2261
Average Per Game	147.9	141.3
Total Rushes	548	543
NET YARDS PASSING	2469	2908
Average Per Game	154.3	181.8
Tackled/Yards Lost	27/238	41/343
Gross Yards	2707	3251
Attempts/Completions	379/226	437/256
Completion Percentage	59.6	58.6
Had Intercepted	18	32
PUNTS/AVERAGE	81/40.3	74/37.0
PENALTIES/YARDS	74/603	99/865
FUMBLES/BALL LOST	24/12	37/21
TOUCHDOWNS	45	30
By Rushing	18	15
By Passing	24	15
By Returns	3	0

Score By Quarters	1	2	3	4	OT	Total
DOLPHINS	101	126	68	77	0	372
OPPONENTS	24	87	64	79	0	254

RUSHING	NO.	YDS.	AVG.	LG	TD
Williams	272	1258	4.6	58t	8
L. Harris	123	512	4.2	51	2
Davis	62	313	5.0	65t	3
Bulaich	40	196	4.9	63	2
Braxton	20	48	2.4	15	2
Strock	10	23	2.3	12	0
Malone	6	18	3.0	7	1
Griesse	9	10	1.1	9	0
Benjamin	1	-2	-2.0	-2	0
Moore	4	-3	-0.8	3	0
Roberts	1	-7	-7.0	-7	0

DOLPHINS	548	2366	4.3	65t	18
OPPONENTS	543	2261	4.2	81t	15

RECEIVING	NO.	YDS.	AVG.	LG	TD
Moore	48	645	13.5	47	10

D. Harris	45	654	14.5	63t	3
Tillman	31	398	12.8	33	3
L. Harris	25	211	8.4	57	0
Davis	24	218	9.1	34	0
Williams	18	192	10.7	42	0
Bulaich	16	92	5.8	22	0
Cefalo	6	145	24.2	43	3
Braxton	4	47	11.8	19	0
Hardy	4	32	8.0	15	2
McCreary	3	27	9.0	12	2
Rather	1	39	39.0	39	0
Den Herder	1	7	7.0	7t	1

DOLPHINS	226	2707	12.0	63t	24
OPPONENTS	256	3251	12.7	92t	15

INTERCEPTIONS	NO.	YDS.	AVG.	LG	TD
Foley	6	12	2.0	8	0
Small	4	157	39.3	46t	1
Volk	4	42	10.5	24	0
Babb	3	61	20.3	36	0
Gordon	3	35	11.7	22	0
Johnson	3	-2	-0.7	0	0
Thomas	2	63	31.5	53t	1
Rhone	2	4	2.0	4	0
Chambers	1	49	49.0	49	0
Cornelius	1	21	21.0	21	0
Towle	1	14	14.0	14	0
Bokamper	1	2	2.0	2	0
Baumhower	1	0	0.0	0	0

DOLPHINS	32	458	14.3	53t	2
OPPONENTS	18	224	12.4	33	0

PUNTING	NO.	YDS.	AVG.	LG	BK
Roberts	81	3263	40.3	59	0
DOLPHINS	81	3263	40.3	59	0
OPPONENTS	74	2741	37.0	58	2

PUNT RET.	NO.	YDS.	AVG.	LG	TD
Cefalo	28	232	8.3	26	0
Babb	9	57	6.3	14	0
Davis	2	36	18.0	25	0
Moore	1	11	11.0	11	0
Cornelius	1	5	5.0	5	0

DOLPHINS	41	341	8.3	26	0
OPPONENTS	42	303	7.2	34	0

KICKOFF RET.	NO.	YDS.	AVG.	LG	TD
D. Harris	29	657	22.7	53	0
Davis	13	251	19.3	27	0
Anderson	7	157	22.4	31	0
Cefalo	2	40	20.0	21	0
Hardy	2	27	13.5	15	0

DOLPHINS	53	1132	21.4	53	0
OPPONENTS	70	1459	20.8	39	0

SCORING	Ru	Pa	Rt	PAT	FG	S	TP
Yeapremian	0	0	0	41/45	19/23	0	98
Moore	0	10	0	0	0	0	60
Williams	8	0	0	0	0	0	48
Cefalo	0	3	0	0	0	0	18
Davis	3	0	0	0	0	0	18
D. Harris	0	3	0	0	0	0	18
Tillman	0	3	0	0	0	0	18
Braxton	2	0	0	0	0	0	12
Bulaich	2	0	0	0	0	0	12
Hardy	0	2	0	0	0	0	12

Harris	2	0	0	0	0-0	12
McCreary	0	2	0	0	0-0	12
Baumhower	0	0	1	0	0-0	6
Den Herder	0	1	0	0	0-0	6
Malone	1	0	0	0	0-0	6
Small	0	0	1	0	0-0	6
Thomas	0	0	1	0	0-0	6
Bokamper	0	0	0	0	0-1	2
DuHe	0	0	0	0	0-1	2

DOLPHINS	18	24	3	41/45	19/23	2	372
OPPONENTS	15	15	0	28/30	14/21	1	254

FIELD GOALS	1-19	20-29	30-39	40-49	50+
Yeapremian	0/0	4/5	10/11	5/7	0/0
DOLPHINS	0/0	4/5	10/11	5/7	0/0
OPPONENTS	1/1	4/6	6/8	3/6	0/0

SACKS		
Den Herder 9.0,	Bokamper 8.0,	DuHe 8.0,
Gordon 4.5,	Bettors 4.0,	Chambers 1.5,
Baumhower 1.5,	Matheson 1.5,	Babb 1.0,
Barisich 1.0,	Simpson 1.0.	

DOLPHINS 41.0, OPPONENTS 27.0

USUAL STARTERS	
OFFENSE	
WR	Daniel Harris (15)
LT	Wayne Moore (9)
LG	Bob Kuechenberg (7)
	Ed Newman (8)
C	Jim Langer (16)
RG	Larry Little (15)
RT	Mike Current (15)
TE	Andre Tillman (16)
WR	Nat Moore (15)
QB	Bob Griesse (9)
	Don Strock (7)
RB	Delvin Williams (15)
FB	Leroy Harris (11)

DEFENSE	
LDE	Vom Den Herder (16)
NT	Bob Baumhower (16)
RDE	A.J. DuHe (10)
LOLB	Kim Bokamper (16)
LILB	Steve Towle (13)
RILB	Rusty Chambers (15)
ROLB	Larry Gordon (15)
LCB	Norris Thomas (16)
RCB	Curtis Johnson (12)
SS	Tim Foley (16)
FS	Rick Volk (13)

boldface indicates Pro Bowl performer
* indicates rookie

PASSING	ATT.	COMP.	YDS.	PCT.	TD	INT.	LG	SCK/LST	RATING
Griesse	235	148	1791	63.0	11	11	63t	18/165	82.4
Strock	135	72	825	53.3	12	6	57	9/73	83.3
Benjamin	8	6	91	75.0	1	1	43	0/0	112.6
Williams	1	0	0	0.0	0	0	0	0/0	39.6
DOLPHINS	379	226	2707	59.6	24	18	65t	27/238	82.9
OPPONENTS	437	256	3251	58.6	15	32	92t	41/843	82.8

1979 FINAL STATISTICS (10-6)

DATE	OPPONENT	SCORE	W/L	ATT.
9/2	at Buffalo	9-7	W	69,441
9/9	SEATTLE	19-10	W	56,233
9/16	at Minnesota	27-12	W	44,187
9/23	CHICAGO	31-16	W	66,011
9/30	at N.Y. Jets	27-33	L	51,496
10/8	at Oakland	3-13	L	52,419
10/14	BUFFALO	17-7	W	55,597
10/21	at New England	13-28	L	61,096
10/28	GREEN BAY	27-7	W	47,741
11/5	HOUSTON	6-9	L	70,273
11/11	BALTIMORE	19-0	W	50,193
11/18	at Cleveland	24-30(OT)	L	80,374
11/25	at Baltimore	28-24	W	36,016
11/29	NEW ENGLAND	39-24	W	69,174
12/9	at Detroit	28-10	W	78,087
12/15	N.Y. JETS	24-27	L	49,915

TEAM STATISTICS	MIA.	OPP.
TOTAL FIRST DOWNS	297	238
By Rushing	126	87
By Passing	140	135
By Penalty	31	16
Third Down: Made/Att.	99/205	96/213
TOTAL NET YARDS	4950	4439
Average Per Game	309.4	277.4
Total Plays	1006	938
Average Per Play	4.9	4.7
NET YARDS RUSHING	2187	1702
Average Per Game	136.7	106.4
Total Rushes	561	484
NET YARDS PASSING	2763	2737
Average Per Game	172.7	171.1
Tackled/Yards Lost.	29/255	36/314
Gross Yards	3018	3051
Attempts/Completions	416/235	418/230
Completion Percentage	56.5	55.0
Had Intercepted	22	23
PUNTS/AVERAGE	71/39.5	77/37.9
PENALTIES/YARDS	79/651	107/834
FUMBLES/BALL LOST	27/15	29/15
TOUCHDOWNS	40	31
By Rushing	19	9
By Passing	20	17
By Returns	1	5

Score By Quarters	1	2	3	4	OT	Total
DOLPHINS	71	75	80	115	0	341
OPPONENTS	24	71	87	69	6	257

RUSHING	NO.	YDS.	AVG.	LG	TD
Csonka	220	837	3.8	22	12
Williams	184	703	3.8	39	3
Davis	98	383	3.9	42	1
Nathan	16	68	4.2	18	0
Torrey	13	61	4.7	17	1
Bulaich	9	37	4.1	9	2
Griese	11	30	2.7	18	0
Moore	3	22	7.3	18	0
Harris	1	20	20.0	20	0
Howell	3	8	2.7	5	0
DOLPHINS	561	2187	3.9	42	19
OPPONENTS	484	1702	3.5	30	9

RECEIVING	NO.	YDS.	AVG.	LG	TD
Moore	48	840	17.5	53	6

Harris	42	798	19.0	51	3
Davis	34	215	6.3	18	0
Hardy	30	386	12.8	28	3
Williams	21	175	8.3	38	1
Nathan	17	213	12.5	35	2
Csonka	16	75	4.7	18	1
Cefalo	12	223	18.6	30	3
Bulaich	8	53	6.6	13	1
Howell	3	23	7.7	11	0
Lee	2	14	7.0	10	0
Torrey	2	3	1.5	8	0

DOLPHINS	235	3018	12.8	53	20
OPPONENTS	230	3051	13.3	78	17

INTERCEPTIONS	NO.	YDS.	AVG.	LG	TD
Colzie	5	86	17.2	56	0
Small	5	74	14.8	40	0
Gordon	2	33	16.5	33	0
Thomas	2	29	14.5	24	0
Rhone	2	17	8.5	10	0
Foley	2	8	4.0	8	0
Matheson	1	28	28.0	28	0
Chambers	1	4	4.0	4	0
Babb	1	3	3.0	3	0
Bokamper	1	3	3.0	3	0
Towle	1	0	0.0	0	0

DOLPHINS	23	285	12.4	56	0
OPPONENTS	22	382	17.4	58	3

PUNTING	NO.	YDS.	AVG.	LG	BK
Roberts	69	2772	40.2	68	1
von Schamann	1	31	31.0	31	0

DOLPHINS	71	2803	39.5	68	1
OPPONENTS	77	2919	37.9	60	0

PUNT RET.	NO.	YDS.	AVG.	LG	TD
Nathan	28	306	10.9	86	1
Kozlowski	3	21	7.0	11	0
Cefalo	2	10	5.0	10	0
Babb	1	0	0.0	0	0

DOLPHINS	34	337	9.9	86	1
OPPONENTS	25	131	5.2	34	0

KICKOFF RET.	NO.	YDS.	AVG.	LG	TD
Nathan	45	1016	22.6	43	0
Kozlowski	4	85	21.2	22	0
Davis	2	27	13.5	16	0
Bessilleu	0	20	-	20	0

DOLPHINS	51	1148	22.5	43	0
OPPONENTS	69	1518	22.0	55	0

SCORING	Ru	Pa	Rt	PAT	FG	S	TP
von Schamann	0	0	0	36/40	21/29	0	99
Csonka	12	1	0	0	0	0	78
Moore	0	6	0	0	0	0	36
Williams	3	1	0	0	0	0	24
Cefalo	0	3	0	0	0	0	18
Hardy	0	3	0	0	0	0	18
Harris	0	3	0	0	0	0	18
Bulaich	2	1	0	0	0	0	18
Nathan	0	2	1	0	0	0	18
Davis	1	0	0	0	0	0	6
Torrey	1	0	0	0	0	0	6
Team	0	0	0	0	0	1	2

DOLPHINS	19	20	1	36/40	21/29	1	341
OPPONENTS	9	17	5	26/30	15/26	0	257

FIELD GOALS	1-19	20-29	30-39	40-49	50+
von Schamann	0/0	8/8	9/14	2/4	2/3

DOLPHINS	0/0	8/8	9/14	2/4	2/3
OPPONENTS	0/0	2/3	7/9	6/14	0/0

SACKS

Den Herder	9.0, Botters	8.0, Baumhower	6.5, Bokamper	4.5, Gordon	3.0, Duhe	2.0, Barisich	1.5, Thomas	1.0, Towle	0.5.
------------	--------------	----------------	---------------	-------------	-----------	---------------	-------------	------------	------

DOLPHINS 36.0, OPPONENTS 29.0

USUAL STARTERS

OFFENSE

WR	Duriel Harris (14)
LT	Bob Kuechenberg (16)
LG	Ed Newman (16)
C	Jim Langer (9)
	Mark Dennard (7)
RG	Larry Little (14)
RT	Mike Current (16)
TE	Bruce Hardy (14)
WR	Nat Moore (14)
QB	Bob Griese (12)
RB	Delvin Williams (13)
FB	Larry Csonka (16)

DEFENSE

LDE	Vern Den Herder (16)
NT	Bob Baumhower (16)
RDE	Doug Betters (14)
LOLB	Kim Bokamper (13)
LILB	Steve Towle (16)
RILB	Rusty Chambers (14)
ROLB	Larry Gordon (16)
LCB	Norris Thomas (16)
RCB	Gerald Small (16)
SS	Tim Foley (15)
FS	Neal Colzie (16)

boldface indicates Pro Bowl performer
* indicates rookie

1980 FINAL STATISTICS (8-8)

DATE	OPPONENT	SCORE	W/L	ATT.
9/7	at Buffalo	7-17	L	79,598
9/14	CINCINNATI	17-16	W	38,322
9/21	at Atlanta	20-17	W	55,479
9/28	NEW ORLEANS	21-16	W	40,946
10/5	BALTIMORE	17-30	L	50,631
10/12	at New England	0-34	L	60,377
10/19	BUFFALO	17-14	W	41,636
10/27	at N.Y. Jets	14-17	L	53,046
11/2	at Oakland	10-16	L	46,378
11/9	at Los Angeles	35-14	W	62,198
11/16	SAN FRANCISCO	17-13	W	45,135
11/20	SAN DIEGO	24-27(OT)	L	63,013
11/30	at Pittsburgh	10-23	L	51,384
12/8	NEW ENGLAND	16-13(OT)	W	63,292
12/14	at Baltimore	24-14	W	30,564
12/20	N.Y. JETS	17-24	L	41,854

TEAM STATISTICS	MIA.	OPP.
TOTAL FIRST DOWNS	284	307
By Rushing	107	109
By Passing	149	185
By Penalty	28	17
Third Down: Made/Att.	90/232	115/239
TOTAL NET YARDS	4564	5224
Average Per Game	285.3	326.5
Total Plays	1015	1062
Average Per Play	4.5	4.9
NET YARDS RUSHING	1876	2018
Average Per Game	117.3	126.1
Total Rushes	492	530
NET YARDS PASSING	2688	3206
Average Per Game	168.0	200.4
Tackled/Yards Lost	31/265	27/233
Gross Yards	2953	3439
Attempts/Completions	492/267	505/290
Completion Percentage	54.3	57.4
Had Intercepted	26	28
PUNTS/AVERAGE	79/41.5	72/37.3
PENALTIES/YARDS	74/567	108/923
FUMBLES/BALL LOST	33/16	31/17
TOUCHDOWNS	32	36
By Rushing	9	13
By Passing	21	21
By Returns	2	2

Score By Quarters	1	2	3	4	OT	Total
DOLPHINS	47	65	37	114	3	266
OPPONENTS	54	100	65	83	3	305

RUSHING	NO.	YDS.	AVG.	LG	TD
Williams	187	671	3.6	65	2
Nathan	60	327	5.5	18	1
Robiskie	78	250	3.2	36	2
Woodley	55	214	3.9	17	3
Howell	60	206	3.4	23	1
Bennett	43	187	4.3	19	0
Giaquinto	5	16	3.2	5	0
Testerman	1	5	5.0	5	0
Moore	1	3	3.0	3	0
Griese	1	0	0.0	0	0
Strock	1	-3	-3.0	-3	0
DOLPHINS	492	1876	3.8	65	9
OPPONENTS	530	2018	3.8	53	13

RECEIVING	NO.	YDS.	AVG.	LG	TD
Nathan	57	588	10.3	61	5
Moore	47	564	12.0	33	7
Harris	33	583	17.7	54	2
Williams	31	207	6.7	19	0
Giaquinto	24	192	8.0	25	1
Hardy	19	159	8.4	19	2
Rose	13	149	11.5	50	0
Robiskie	13	60	4.6	15	0
Cefalo	11	199	18.1	52	1
Lee	7	83	11.9	41	2
Howell	5	38	7.6	13	0
Bailey	4	105	26.3	39	0
Bennett	3	26	8.7	19	1
DOLPHINS	267	2953	11.1	61	21
OPPONENTS	290	3439	11.9	61	21

INTERCEPTIONS	NO.	YDS.	AVG.	LG	TD
Small	7	46	6.6	22	0
McNeal	5	17	3.4	15	0
Bessillieu	4	13	3.3	12	0
Taylor	3	55	18.3	44	0
Rhone	3	33	11.0	12	0
Blackwood	3	0	0.0	0	0
Ortega	1	17	17.0	17	0
Gordon	1	11	11.0	11	0
Bokamper	1	6	6.0	6	0
DOLPHINS	28	198	7.1	44	0
OPPONENTS	26	386	14.8	71	1

PUNTING	NO.	YDS.	AVG.	LG	BK
Roberts	77	3279	42.6	71	2
DOLPHINS	79	3279	41.5	71	2
OPPONENTS	72	2684	37.3	69	1

PUNT RET.	NO.	YDS.	AVG.	LG	TD
Nathan	23	178	7.7	30	0
Giaquinto	7	35	5.0	15	0
Bessillieu	1	0	0.0	0	0
Blackwood	1	0	0.0	0	0
DOLPHINS	32	213	6.7	30	0
OPPONENTS	42	339	8.1	35	0

KICKOFF RET.	NO.	YDS.	AVG.	LG	TD
Bessillieu	40	890	22.3	87	0
Giaquinto	9	146	16.2	22	0
Nathan	5	102	20.4	31	0
Harris	5	89	17.8	22	0
Barnett	1	7	7.0	7	0
Allen	1	0	0.0	0	0
DOLPHINS	61	1234	20.2	87	0
OPPONENTS	53	1230	22.8	52	0

SCORING	Ru	Pa	Rt	PAT	FG	S	PT
von Schamann	0	0	0	32/32	14/23	0	74
Moore	0	7	0	0	0	0	42
Nathan	1	5	0	0	0	0	36
Woodley	3	0	0	0	0	0	18
Giaquinto	0	1	0	0	0	0	12
Hardy	0	2	0	0	0	0	12
Harris	0	2	0	0	0	0	12
Lee	0	2	0	0	0	0	12
Robiskie	2	0	0	0	0	0	12
Williams	2	0	0	0	0	0	12

Bennett	0	1	0	0	0	0	6
Bessillieu	0	0	1	0	0	0	6
Cefalo	0	1	0	0	0	0	6
Howell	1	0	0	0	0	0	6

DOLPHINS	9	21	2	32/32	14/23	0	266
OPPONENTS	13	21	2	33/36	18/25	1	305

FIELD GOALS	1-19	20-29	30-39	40-49	50+
von Schamann	0/0	9/10	3/5	2/5	0/3

DOLPHINS	0/0	9/10	3/5	2/5	0/3
OPPONENTS	0/0	2/2	12/14	4/8	0/1

SACKS	
Bokamper 5.5, Duhe 5.5, Baumhower 4.0,	
Bettors 4.0, Gordon 3.0, Bessillieu 2.0, Den	
Herder 2.0, Rhone 1.0.	

USUAL STARTERS	OFFENSE
WR	Nat Moore (16)
LT	Jon Giesler (10)
LG	Bob Kuechenberg (13)
C	Mark Dennard (16)
RG	Ed Newman (16)
RT	Eric Laakso (16)
TE	Bruce Hardy (12)
TE	Ronnie Lee (13)
QB	*David Woodley (11)
RB	Delvin Williams (10)
FB	Steve Howell (8)
	Terry Robiskie (5)

DEFENSE	
LDE	Vern Den Herder (16)
NT	Bob Baumhower (16)
RDE	Doug Betters (16)
LOLB	Kim Bokamper (16)
LILB	Rusty Chambers (8)
	Ralph Ortega (6)
RILB	A.J. Duhe (14)
ROLB	Larry Gordon (14)
LCB	*Don McNeal (13)
RCB	Gerald Small (16)
SS	Glenn Blackwood (15)
FS	Don Bessillieu (13)

boldface indicates Pro Bowl performer
* indicates rookie

PASSING	ATT.	COMP.	YDS.	PCT.	TD	INT.	LG	SCK/LST	RATING
Woodley	327	176	1850	53.8	14	17	61	17/127	63.1
Griese	100	61	790	61.0	6	4	54	9/89	89.2
Strock	62	30	313	48.4	1	5	33	5/49	35.1
Moore	1	0	0	0.0	0	0	0	0/0	39.6
Nathan	1	0	0	0.0	0	0	0	0/0	39.6
Williams	1	0	0	0.0	0	0	0	0/0	39.6
DOLPHINS	492	267	2953	54.3	21	26	61	31/265	64.6
OPPONENTS	505	290	3439	57.4	21	28	61	27/233	69.1

1981 FINAL STATISTICS (11-4-1)

DATE	OPPONENT	SCORE	W/L	ATT.
9/6	at St. Louis	20-7	W	50,351
9/10	PITTSBURGH	30-10	W	74,190
9/20	at Houston	16-10	W	47,379
9/27	at Baltimore	31-28	W	41,630
10/4	N.Y. JETS	28-28(OT)	T	68,723
10/12	at Buffalo	21-31	L	78,576
10/18	WASHINGTON	13-10	W	47,367
10/25	at Dallas	27-28	L	64,221
11/1	BALTIMORE	27-10	W	46,061
11/8	at New England	30-27(OT)	W	60,436
11/15	OAKLAND	17-33	L	61,777
11/22	at N.Y. Jets	15-16	L	59,962
11/30	PHILADELPHIA	13-10	W	67,797
12/6	NEW ENGLAND	24-14	W	50,421
12/13	at Kansas City	17-7	W	57,407
12/19	BUFFALO	16-6	W	72,956

TEAM STATISTICS	MIA.	OPP.
TOTAL FIRST DOWNS	306	296
By Rushing	123	124
By Passing	157	160
By Penalty	26	12
Third Down: Made/Att.	86/225	81/214
TOTAL NET YARDS	5322	5363
Average Per Game	332.6	335.2
Total Plays	1063	1039
Average Per Play	5.0	5.2
NET YARDS RUSHING	2173	2032
Average Per Game	135.8	127.0
Total Rushes	535	492
NET YARDS PASSING	3149	3331
Average Per Game	196.8	208.2
Tackled/Yards Lost	30/236	38/314
Gross Yards	3385	3645
Attempts/Completions	498/271	509/297
Completion Percentage	54.4	58.3
Had Intercepted	21	18
PUNTS/AVERAGE	83/40.8	87/41.0
PENALTIES/YARDS	71/541	104/886
FUMBLES/BALL LOST	26/10	30/15
TOUCHDOWNS	39	33
By Rushing	18	10
By Passing	18	23
By Returns	3	0

Score By Quarters	1	2	3	4	OT	Total
DOLPHINS	41	110	97	94	3	345
OPPONENTS	72	92	30	81	0	275

RUSHING	NO.	YDS.	AVG.	LG	TD
Nathan	147	782	5.3	46	5
Franklin	201	711	3.5	29	7
Woodley	63	272	4.3	26	4
Hill	37	146	3.9	24	1
Vigorito	35	116	3.3	30	1
Bennett	28	104	3.7	12	0
Giaquinto	3	31	10.3	20	0
Howell	5	21	4.2	9	0
Orosz	1	13	13.0	13	0
Moore	1	3	3.0	3	0
Strock	14	-26	-1.9	9	0
DOLPHINS	535	2173	4.1	46	18
OPPONENTS	492	2032	4.1	28	10

RECEIVING	NO.	YDS.	AVG.	LG	TD
Harris	53	911	17.2	55	2

Nathan	50	452	9.0	31	3
Vigorito	33	237	7.2	31	2
Cefalo	29	631	21.8	69	3
Moore	26	452	17.4	52	2
Rose	23	316	13.7	50	2
Hardy	15	174	11.6	21	0
Lee	14	64	4.6	11	1
Hill	12	73	6.1	16	1
Giaquinto	7	38	5.4	16	1
Bennett	4	22	5.5	10	0
Franklin	3	6	2.0	3	1
Howell	2	9	4.5	5	0

DOLPHINS	271	3385	12.5	69	18
OPPONENTS	297	3645	12.3	76	23

INTERCEPTIONS	NO.	YDS.	AVG.	LG	TD
K. Blackwood	4	124	31.0	39	0
Gozlowski	3	37	12.3	29	0
Rhone	3	35	11.7	16	0
L. Blackwood	3	12	4.0	11	0
Brudzinski	2	35	17.5	19	0
Duhe	1	11	11.0	11	0
Walker	1	0	0.0	0	0
Bessillieu	1	0	0.0	0	0

DOLPHINS	18	254	14.1	39	0
OPPONENTS	21	288	13.7	39	0

PUNTING	NO.	YDS.	AVG.	LG	BK
Orosz	83	3386	40.8	61	0
DOLPHINS	83	3386	40.8	61	0
OPPONENTS	87	3565	41.0	59	0

PUNT RET.	NO.	YDS.	AVG.	LG	TD
Vigorito	36	379	10.5	87	1
Walker	5	50	10.0	17	0
K. Blackwood	2	8	4.0	6	0
Bessillieu	1	12	12.0	12	0
Kozlowski	1	9	9.0	9	0
DOLPHINS	45	458	10.2	87	1
OPPONENTS	45	286	6.4	22	0

KICKOFF RET.	NO.	YDS.	AVG.	LG	TD
Walker	38	932	24.5	90	1
Bessillieu	7	114	16.3	30	0
Vigorito	4	84	12.0	25	0
Kozlowski	1	40	40.0	40	0
Giaquinto	1	22	22.0	22	0
Harris	1	20	20.0	20	0
Hill	1	20	20.0	20	0
Rose	1	5	5.0	5	0
DOLPHINS	54	1228	22.7	90	1
OPPONENTS	61	1218	20.0	41	0

SCORING	Ru	Pa	Rt	PAT	FG	S	TP
von Schamann	0	0	0	37/38	24/31	0	109
Nathan	5	3	0	0	0	0	48
Franklin	7	1	0	0	0	0	48
Woodley	4	0	0	0	0	0	24
Vigorito	1	2	1	0	0	0	24
Cefalo	0	3	0	0	0	0	18
Moore	0	2	0	0	0	0	12
Harris	0	2	0	0	0	0	12
Hill	1	1	0	0	0	0	12
Rose	0	2	0	0	0	0	12
Giaquinto	0	1	0	0	0	0	6
Kozlowski	0	0	1	0	0	0	6

Lee	0	1	0	0	0	0	6
Walker	0	0	1	0	0	0	6
Gordon	0	0	0	0	0	1	2

DOLPHINS	18	18	3	37/39	24/31	1	345
OPPONENTS	10	23	0	33/33	14/21	0	275

FIELD GOALS

1-19	20-29	30-39	40-49	50+
------	-------	-------	-------	-----

von Schamann	0/0	9/9	11/12	4/10	0/0
--------------	-----	-----	-------	------	-----

DOLPHINS	0/0	9/9	11/12	4/10	0/0
----------	-----	-----	-------	------	-----

OPPONENTS	0/0	4/6	5/5	5/8	0/2
-----------	-----	-----	-----	-----	-----

SACKS

Baumhower	9.0	Bokamper	7.5	Duhe	7.5
Rhone	6.0	Bettors	5.0	Gordon	1.0
Herder	1.0	G. Blackwood	1.0		

DOLPHINS 38.0, OPPONENTS 30.0

USUAL STARTERS

OFFENSE

WR	Daniel Harris (10)
LT	Jon Giesler (16)
LG	Bob Kuechenberg (9)
	Jeff Toews (7)
C	Mark Dennard (11)
RG	Ed Newman (16)
RT	Eric Laakso (16)
TE	Ronnie Lee (16)
WR	Nat Moore (11)
QB	David Woodley (15)
RB	Tony Nathan (11)
FB	*Andra Franklin (12)

DEFENSE

LDE	Doug Bettors (15)
NT	Bob Baumhower (16)
RDE	Vern Den Herder (13)
LOLB	Bob Brudzinski (16)
LILB	A.J. Duhe (16)
RILB	Earnie Rhone (16)
ROLB	Larry Gordon (16)
LCB	Don McNeal (12)
RCB	Gerald Small (16)
SS	Glenn Blackwood (16)
FS	Lyle Blackwood (10)

boldface indicates Pro Bowl performer
* indicates rookie

PASSING	ATT.	COMP.	YDS.	PCT.	TD	INT.	LG	SCK/LST	RATING
Woodley	366	191	2470	52.2	12	13	69	24/191	69.8
Strock	130	79	901	60.1	6	8	52	6/45	71.1
Hill	1	1	14	100.0	0	0	14	0/0	118.8
Nathan	1	0	0	0.0	0	0	0	0.0	39.6
DOLPHINS	498	271	3385	54.4	18	21	69	30/236	70.3
OPPONENTS	509	297	3645	58.3	23	18	76	38/314	80.2

1982 FINAL STATISTICS (7-2)

DATE	OPPONENT	SCORE	W/L	ATT.
9/12	at N.Y. Jets	45-28	W	53,360
9/19	BALTIMORE	24-20	W	51,999
9/21	at Buffalo	9-7	W	52,945
11/29	at Tampa Bay	17-23	L	54,854
12/5	MINNESOTA	22-14	W	45,721
12/12	at New England	0-3	L	25,716
12/18	N.Y. JETS	20-19	W	67,307
12/27	BUFFALO	27-10	W	73,924
1/2	at Baltimore	34-7	W	19,073

TEAM STATISTICS	MIA.	OPP.
TOTAL FIRST DOWNS	165	147
By Rushing	84	77
By Passing	66	65
By Penalty	15	5
Third Down: Made/Att.	52/124	46/118
Fourth Down: Made/Att.	5/8	8/10
TOTAL NET YARDS	2658	2312
Average Per Game	295.3	256.8
Total Plays	582	548
Average Per Play	4.6	4.2
NET YARDS RUSHING	1344	1285
Average Per Game	149.3	142.8
Total Rushes	333	293
NET YARDS PASSING	1314	1027
Average Per Game	146.0	114.1
Tackled/Yards Lost.	12/87	29/254
Gross Yards	1401	1281
Attempts/Completions	238/129	226/119
Completion Percentage	54.2	52.7
Had Intercepted	13	19
PUNTS/AVERAGE	35/38.7	40/40.1
PENALTIES/YARDS	34/240	57/461
FUMBLES/BALL LOST	15/10	17/8
TOUCHDOWNS	22	15
By Rushing	11	7
By Passing	8	7
By Returns	3	1

Score By Quarters	1	2	3	4	OT	Total
DOLPHINS	54	43	64	37	0	198
OPPONENTS	26	58	10	37	0	131

RUSHING	NO.	YDS.	AVG.	LG	TD
Franklin	177	701	4.0	25	7
Nathan	66	233	3.5	15	1
Woodley	36	207	5.8	29	2
Vigorito	19	99	5.2	33	1
Hill	13	51	3.9	13	0
Diana	8	31	3.9	7	0
Bennett	9	15	1.7	5	0
Harris	1	13	13.0	13	0
Strock	3	-9	-3.0	0	0
DOLPHINS	333	1344	4.0	33	11
OPPONENTS	284	1285	4.5	62	7

RECEIVING	NO.	YDS.	AVG.	LG	TD
Vigorito	24	186	7.8	26	0
Harris	22	331	15.0	45	1
Cefalo	17	356	30.9	46	1
Rose	16	182	11.4	44	2
Nathan	16	114	7.1	16	0
Hardy	12	66	5.5	19	2
Moore	8	82	10.3	23	1
Hill	6	33	5.5	10	0

PASSING	ATT.	COMP.	YDS.	PCT.	TD	INT.	LG	SCK/LST	RATING
Woodley	179	98	1080	54.7	5	8	46	10/72	63.5
Strock	55	30	306	54.5	2	5	43	2/5	44.8
Nathan	2	1	15	50.0	1	0	15	0/0	114.6
Hill	1	0	0	0.0	0	0	0	0/0	39.6
Jensen	1	0	0	0.0	0	0	0	0/0	39.6
DOLPHINS	238	129	1401	54.2	8	13	46	12/77	60.8
OPPONENTS	226	119	1281	52.7	7	19	53	29/243	44.9

Franklin	3	9	3.0	6	0
Diana	2	21	10.5	13	0
Lee	2	6	3.0	5	0
Woodley	1	15	15.0	15	1

DOLPHINS	129	1401	10.9	46	8
OPPONENTS	119	1281	10.8	53	7

INTERCEPTIONS	NO.	YDS.	AVG.	LG	TD
McNeal	4	42	10.5	23	1
Walker	3	54	18.0	30	0
G. Blackwood	2	42	21.0	35	1
L. Blackwood	2	41	20.5	21	0
Small	2	41	20.5	21	0
Kozlowski	1	36	36.0	36	0
Gordon	1	15	15.0	15	0
Brudzinski	1	5	5.0	5	0
Rhone	1	4	4.0	4	0
Bokamper	1	1	1.0	1	0
DuHe	1	0	0.0	0	0
DOLPHINS	19	281	14.8	36	2
OPPONENTS	13	96	7.4	51	0

PUNTING	NO.	YDS.	AVG.	LG	BK
Orosz	35	1353	38.7	61	0
DOLPHINS	35	1353	38.7	61	0
OPPONENTS	40	1605	40.1	61	0

PUNT RET.	NO.	YDS.	AVG.	LG	TD
Vigorito	20	192	9.6	59	1
G. Blackwood	2	2	1.0	2	0
DOLPHINS	22	194	8.8	59	1
OPPONENTS	14	77	5.5	22	0

KICKOFF RET.	NO.	YDS.	AVG.	LG	TD
Walker	20	433	21.7	32	0
Heflin	2	49	24.5	31	0
Diana	1	15	15.0	15	0
Kozlowski	1	10	10.0	10	0
DOLPHINS	24	507	21.3	32	0
OPPONENTS	33	704	21.3	66	0

SCORING	Ru	Pa	Rt	PAT	FG	S	TP
von Schamann	0	0	0	21/22	15/20	0	66
Franklin	7	0	0	0	0	0	42
Woodley	2	1	0	0	0	0	18
Hardy	0	2	0	0	0	0	12
Rose	0	2	0	0	0	0	12
Vigorito	1	0	1	0	0	0	12
G. Blackwood	0	1	0	0	0	0	6
Cefalo	0	1	0	0	0	0	6
Harris	0	1	0	0	0	0	6
McNeal	0	0	1	0	0	0	6
Moore	0	1	0	0	0	0	6
Nathan	1	0	0	0	0	0	6
DOLPHINS	11	8	3	21/22	15/20	0	198
OPPONENTS	7	7	1	14/15	9/15	0	131

FIELD GOALS	1-19	20-29	30-39	40-49	50+
von Schamann	0/0	8/9	4/5	3/5	0/1
DOLPHINS	0/0	8/9	4/5	3/5	0/1
OPPONENTS	0/1	2/3	3/6	3/4	1/1

SACKS	Brudzinski	Gordon	4.0	Bettors	4.0
-------	------------	--------	-----	---------	-----

Bokamper 3.5, Duhe 3.0, Baumhower 2.0, G. Blackwood 2.0, Bowser 2.0, Rhone 2.0, L. Blackwood 1.0, Hester 1.0.

DOLPHINS 29.0, OPPONENTS 12.0

USUAL STARTERS
OFFENSE
WR Jimmy Cefalo (9)
LT Jon Giesler (9)
LG Bob Kuechenberg (9)
C Dwight Stephenson (9)
RG Ed Newman (8)
RT Eric Laakso (9)
TE Ronnie Lee (5)
BR Bruce Hardy (5)
WR Duriel Harris (9)
QB David Woodley (9)
RB Tony Nathan (7)
FB Andra Franklin (9)

DEFENSE
LDE Doug Bettors (7)
NT Bob Baumhower (8)
RDE Kim Bokamper (6)
LOLB Bob Brudzinski (9)
LILB A.J. Duhe (9)
RILB Earnie Rhone (9)
ROLB Larry Gordon (9)
LCB Don McNeal (9)
RCB Gerald Small (9)
SS Glenn Blackwood (9)
FS Lyle Blackwood (9)

boldface indicates Pro Bowl performer
* indicates rookie

1983 FINAL STATISTICS (12-4)

DATE	OPPONENT	SCORE	W/L	ATT.
9/4	at Buffalo	12-0	W	78,715
9/11	NEW ENGLAND	34-24	W	59,343
9/19	at L.A. Raiders	14-27	L	57,796
9/25	KANSAS CITY	14-6	W	50,785
10/2	at New Orleans	7-17	L	66,615
10/9	BUFFALO	35-38(OT)	L	59,948
10/16	at N.Y. Jets	32-14	W	58,615
10/23	at Baltimore	21-7	W	32,343
10/30	L.A. RAMS	30-14	W	72,175
11/6	at San Francisco	20-17	W	57,832
11/13	at New England	6-17	L	60,771
11/20	BALTIMORE	37-0	W	54,482
11/28	CINCINNATI	38-14	W	74,506
12/4	at Houston	24-17	W	39,434
12/10	ATLANTA	31-24	W	56,725
12/16	N.Y. JETS	34-14	W	59,975

TEAM STATISTICS	MIA.	OPP.
TOTAL FIRST DOWNS	314	288
By Rushing	132	122
By Passing	151	147
By Penalty	31	19
Third Down: Made/Att.	79/211	78/204
Fourth Down: Made/Att.	9/14	5/10
TOTAL NET YARDS	5195	5139
Average Per Game	324.7	321.2
Total Plays	1033	992
Average Per Play	5.0	5.2
NET YARDS RUSHING	2150	2037
Average Per Game	134.4	127.3
Total Rushes	568	460
NET YARDS PASSING	3045	3002
Average Per Game	190.3	187.6
Tackled/Yards Lost.	23/190	49/363
Gross Yards	3235	3365
Attempts/Completions	442/254	480/277
Completion Percentage	57.5	57.7
Had Intercepted	11	26
PUNTS/AVERAGE	75/42.5	90/40.8
PENALTIES/YARDS	64/567	95/836
FUMBLES/BALL LOST	30/16	39/18
TOUCHDOWNS	48	32
By Rushing	16	11
By Passing	28	19
By Returns	4	2

Score By Quarters	1	2	3	4	OT	Total
DOLPHINS	56	135	91	107	0	389
OPPONENTS	62	68	44	73	3	250

RUSHING	NO.	YDS.	AVG.	LG	TD
Franklin	224	746	3.3	18	8
Nathan	151	685	4.5	40	3
Overstreet	85	392	4.6	44	1
Bennett	49	197	4.0	25	2
Woodley	19	78	4.1	15	0
Marino	28	45	1.6	15	2
Hill	2	12	6.0	10	0
Clayton	2	9	4.5	9	0
Hardy	1	2	2.0	2	0
Harris	1	0	0.0	0	0
Strock	6	-16	-2.7	-2	0
DOLPHINS	568	2150	3.8	44	16
OPPONENTS	460	2037	4.4	55	11

RECEIVING	NO.	YDS.	AVG.	LG	TD
Nathan	52	461	8.9	25	1
Duper	51	1003	19.7	85t	10
Moore	39	558	14.3	66t	6
Rose	29	345	11.9	37	3
Johnson	24	189	7.9	33	4
Hardy	22	202	9.2	25	0
Harris	15	260	17.3	64t	1
Overstreet	8	55	6.9	20	2
Clayton	6	114	19.0	39	1
Bennett	6	35	5.8	9	0
Vigorito	1	7	7.0	7	0
Woodley	1	6	6.0	6	0
DOLPHINS	254	3235	12.7	85t	28
OPPONENTS	277	3365	12.1	80t	19

INTERCEPTIONS	NO.	YDS.	AVG.	LG	TD
Judson	6	60	10.0	29	0
Small	5	60	12.0	28	0
L. Blackwood	4	77	19.3	45	0
G. Blackwood	3	0	0.0	0	0
Kozlowski	2	73	36.5	38t	2
Bokamper	2	43	21.5	24t	1
Rhone	1	15	15.0	15	0
Lankford	1	10	10.0	10	0
Walker	1	7	7.0	7	0
Brown	1	0	0.0	0	0
DOLPHINS	26	345	13.3	45	3
OPPONENTS	11	203	18.6	45	1

PUNTING	NO.	YDS.	AVG.	LG	BK
Roby	74	3189	43.1	64	1
DOLPHINS	75	3189	42.5	64	1
OPPONENTS	90	3674	40.8	63	1

PUNT RET.	NO.	YDS.	AVG.	LG	TD
Clayton	41	392	9.6	60t	1
Walker	8	86	10.8	23	0
Kozlowski	2	12	6.0	11	0
Vigorito	1	62	62.0	62	0
Hill	1	19	19.0	19	0
G. Blackwood	1	10	10.0	10	0
Sowell	1	0	0.0	0	0
DOLPHINS	55	581	10.6	62	1
OPPONENTS	32	229	7.2	24	0

KICKOFF RET.	NO.	YDS.	AVG.	LG	TD
Walker	36	962	26.7	78	0
Kozlowski	4	50	12.5	23	0
Nathan	3	15	5.0	12	0
Hellin	1	27	27.0	27	0
Clayton	1	25	25.0	25	0
Bennett	1	0	0.0	0	0
DOLPHINS	47	1085	23.1	78	0
OPPONENTS	54	1024	19.0	40	0

SCORING	Ru	Pa	Rt	PAT	FG	S	TP
von Schamann	0	0	0	45/48	18/27	0	99
Duper	0	10	0	0	0	0	60
Franklin	8	0	0	0	0	0	48
Moore	0	6	0	0	0	0	36
Johnson	0	4	0	0	0	0	24
Nathan	3	1	0	0	0	0	24
Rose	0	3	0	0	0	0	18
Overstreet	1	2	0	0	0	0	18

Bennett	2	0	0	0	0	0	12
Clayton	0	1	1	0	0	0	12
Marino	2	0	0	0	0	0	12
Kozlowski	0	0	2	0	0	0	12
Bokamper	0	0	1	0	0	0	6
Harris	0	1	0	0	0	0	6
Charles	0	0	0	0	0	1	2

DOLPHINS	16	28	4	45/48	18/27	0	389
OPPONENTS	11	19	2	31/32	9/15	0	250

FIELD GOALS	1-19	20-29	30-39	40-49	50+
von Schamann	2/2	6/6	5/8	3/6	2/5

DOLPHINS	2/2	6/6	5/8	3/6	2/5
OPPONENTS	0/0	4/5	3/5	2/5	0/0

SACKS

Bettors	16.0	Baumhower	6.0	Bowser	6.5
Duhe	5.5	Charles	3.0	Rhone	3.0
Bokamper	2.0	Brown	2.0	Bruzdzinski	1.0
Hester	1.0	Kozlowski	1.0		

DOLPHINS 49.0, OPPONENTS 23.0

USUAL STARTERS

OFFENSE

WR	Mark Duper (16)
LT	Jon Giesler (16)
LG	Bob Kuechenberg (15)
C	Dwight Stephenson (16)
RG	Ed Newman (16)
RT	Eric Laakso (14)
TE	Dan Johnson (16)
	Bruce Hardy (8)
WR	Nat Moore (15)
QB	Dan Marino (9)
	David Woodley (5)
RB	Tony Nathan (12)
FB	Andra Franklin (12)

DEFENSE

LDE	Doug Bettors (16)
NT	Bob Baumhower (16)
RDE	Kim Bokamper (14)
LOLB	Bob Brudzinski (15)
ILB	A.J. Duhe (15)
RILB	Earlie Rhone (12)
ROLB	Charles Bowser (16)
LCB	William Judson (16)
RCB	Gerald Small (15)
SS	Glenn Blackwood (16)
FS	Lyle Blackwood (16)

boldface indicates Pro Bowl performer

* indicates rookie

PASSING	ATT.	COMP.	YDS.	PCT.	TD	INT.	LG	SCK/LST	RATING
Marino	296	173	2210	58.4	20	6	85t	10/80	96.0
Woodley	89	43	528	48.3	3	4	64t	10/80	59.6
Strock	52	34	403	65.4	4	1	47	3/30	106.5
Nathan	4	3	46	75.0	0	0	22	0/0	112.5
Clayton	1	1	48	100.0	1	0	48t	0/0	158.3
DOLPHINS	442	254	3235	57.5	28	11	85t	23/190	91.2
OPPONENTS	480	277	3365	57.7	19	26	80t	49/363	70.0

1984 FINAL STATISTICS (14-2)

DATE	OPPONENT	SCORE	W/L	ATT.
9/2	at Washington	35-17	W	52,683
9/9	NEW ENGLAND	28-7	W	66,083
9/17	at Buffalo	21-17	W	65,455
9/23	INDIANAPOLIS	44-7	W	55,415
9/30	at St. Louis	36-28	W	46,991
10/7	at Pittsburgh	31-7	W	59,103
10/14	HOUSTON	28-10	W	54,080
10/21	at New England	44-24	W	60,711
10/28	BUFFALO	38-7	W	58,824
11/4	at N.Y. Jets	31-17	W	72,655
11/11	PHILADELPHIA	24-23	W	70,227
11/18	at San Diego	28-34(OT)	L	53,041
11/26	N.Y. JETS	28-17	W	74,884
12/2	L.A. RAIDERS	34-45	L	71,222
12/9	at Indianapolis	35-17	W	60,411
12/17	DALLAS	28-21	W	74,139

TEAM STATISTICS	MIA.	OPP.
TOTAL FIRST DOWNS	387	314
By Rushing	115	130
By Passing	243	172
By Penalty	29	12
Third Down: Made/Att.	103/200	87/218
Fourth Down: Made/Att.	6/11	17/21
TOTAL NET YARDS	6936	5420
Average Per Game	433.5	338.8
Total Plays	1070	1051
Average Per Play	6.5	5.2
NET YARDS RUSHING	1918	2155
Average Per Game	119.9	134.7
Total Rushes	483	458
NET YARDS PASSING	5018	3265
Average Per Game	313.6	204.1
Tackled/Yards Lost	14/128	42/339
Gross Yards	5146	3604
Attempts/Completions	572/367	551/310
Completion Percentage	64.2	56.3
Had Intercepted	18	24
PUNTS/AVERAGE	51/44.7	83/41.9
PENALTIES/YARDS	67/527	93/772
FUMBLES/BALL LOST	26/10	23/12
TOUCHDOWNS	70	39
By Rushing	18	16
By Passing	49	22
By Returns	3	1

Score By Quarters	1	2	3	4	OT	Total
DOLPHINS	58	170	150	135	0	513
OPPONENTS	52	81	62	97	6	298

RUSHING	NO.	YDS.	AVG.	LG	TD
Bennett	144	606	4.2	19	7
Nathan	118	558	4.7	22	1
Carter	100	495	5.0	35	1
P. Johnson	68	159	2.3	9	9
Franklin	20	74	3.7	18	0
Clayton	3	35	11.7	30	0
Moore	1	3	3.0	3	0
Strock	2	-5	-2.5	0	0
Marino	27	-7	-0.3	10	0
DOLPHINS	484	1918	4.0	35	18
OPPONENTS	458	2155	4.7	52t	16

RECEIVING	NO.	YDS.	AVG.	LG	TD
Clayton	73	1389	19.0	65t	18
Duper	71	1306	18.4	80t	8

PASSING	ATT.	COMP.	YDS.	PCT.	TD	INT.	LG	SCK/LST	RATING
Marino	564	362	5084	64.2	48	17	80t	13/120	108.9
Strock	6	4	27	66.7	0	0	12	0/0	76.4
Jensen	1	1	35	100.0	1	0	35t	1/8	158.3
Clayton	1	0	0	0.0	0	0	0	0/0	39.6
DOLPHINS	572	367	5146	64.2	49	18	80t	14/128	108.5
OPPONENTS	551	310	3604	56.3	22	24	76t	42/339	71.3

Nathan	61	579	9.5	24	2
Moore	43	573	13.3	37t	6
D. Johnson	34	426	12.5	42	3
Hardy	28	257	9.2	19t	5
Cefalo	18	185	10.3	25t	2
Jensen	13	139	10.7	20	2
Rose	12	195	16.3	34t	2
Carter	8	53	6.6	15	0
Bennett	6	44	7.3	20	1

DOLPHINS	367	5146	14.0	80t	49
OPPONENTS	310	3604	11.6	76t	22

INTERCEPTIONS	NO.	YDS.	AVG.	LG	TD
G. Blackwood	6	169	28.2	50	0
Judson	4	121	30.3	40	1
McNeal	3	41	13.7	30	1
L. Blackwood	3	29	9.7	15	0
Lankford	3	25	8.3	22	0
B. Brown	1	53	53.0	53	0
Kozlowski	1	26	26.0	26	0
DuHe	1	7	7.0	7	0
Sowell	1	7	7.0	7	0
Brudzinski	1	0	0.0	0	0
DOLPHINS	24	478	19.9	86t	2
OPPONENTS	18	377	20.9	97t	1

PUNTING	NO.	YDS.	AVG.	LG	BK
Roby	51	2281	44.7	69	0
DOLPHINS	51	2281	44.7	69	0
OPPONENTS	83	3476	41.9	89	0

PUNT RET.	NO.	YDS.	AVG.	LG	TD
Walker	21	169	8.0	33	0
Clayton	8	79	9.9	14	0
Heflin	6	76	12.7	37	0
Kozlowski	5	41	8.2	20	0
DOLPHINS	40	365	9.1	37	0
OPPONENTS	17	138	8.1	32	0

KICKOFF RET.	NO.	YDS.	AVG.	LG	TD
Walker	29	617	21.3	41	0
Heflin	9	130	14.4	26	0
Kozlowski	2	23	11.5	12	0
Clayton	2	15	7.5	14	0
Hill	1	14	14.0	14	0
DuHe	1	0	0.0	0	0
DOLPHINS	44	799	18.2	41	0
OPPONENTS	66	1360	20.6	42	0

SCORING	Ru	Pa	Rt	PAT	FG	S	TP
Clayton	0	18	0	0	0	0	108
v. Schumann	0	0	66/70	9/19	0	93	
P. Johnson	9	0	0	0	0	54	
Bennett	7	1	0	0	0	48	
Duper	0	8	0	0	0	48	
Moore	0	6	0	0	0	36	
Hardy	0	5	0	0	0	30	
D. Johnson	0	3	0	0	0	18	
Nathan	1	2	0	0	0	18	
Cefalo	0	2	0	0	0	12	
Jensen	0	2	0	0	0	12	
Rose	0	2	0	0	0	12	
Baumhower	0	0	1	0	0	6	
Carter	1	0	0	0	0	6	
Judson	0	0	1	0	0	6	
McNeal	0	0	1	0	0	6	

DOLPHINS	18	49	366/70	9/19	0	513
OPPONENTS	16	22	137/38	9/17	0	298

FIELD GOALS	1-19	20-29	30-39	40-49	50+
von Schumann	0/0	7/7	2/5	0/4	0/3
DOLPHINS	0/0	7/7	2/5	0/4	0/3
OPPONENTS	0/0	0/1	4/4	4/9	1/3

SACKS
Bettors 14.0, Bowser 9.0, Bokamper 4.0, Charles 3.0, Barnett 2.0, Baumhower 2.0, Brudzinski 2.0, Bensen 1.0, Brophy 1.0, M. Brown 1.0, DuHe 1.0, Lankford 1.0, Rhone 1.0.
DOLPHINS 42.0, OPPONENTS 14.0

USUAL STARTERS
OFFENSE
WR Mark Duper (16)
LT Jon Giesler (16)
LG Roy Foster (16)
C Dwight Stephenson (16)
RG Ed Newman (16)
TE Cleveland Green (12)
RT Dan Johnson (16)
WR Mark Clayton (15)
QB Dan Marino (16)
RB Tony Nathan (12)
FB Woody Bennett (9)

DEFENSE
LDE Doug Bettors (16)
NT Bob Baumhower (15)
RDE Kim Bokamper (10)
LOLB Bob Brudzinski (16)
LILB A.J. DuHe (8)
*Jay Brophy (5)
RILB Mark Brown (9)
Earnie Rhone (7)
ROLB Charles Bowser (15)
LCB Don McNeal (10)
RCB William Judson (16)
SS Glenn Blackwood (16)
FS Lyle Blackwood (16)

boldface indicates Pro Bowl performer
* indicates rookie

1985 FINAL STATISTICS (12-4)

DATE	OPPONENT	SCORE	W/L	ATT.
9/8	at Houston	23-26	L	47,656
9/15	INDIANAPOLIS	30-13	W	53,693
9/22	KANSAS CITY	31-0	W	69,791
9/29	at Denver	30-26	W	73,614
10/6	PITTSBURGH	24-20	W	72,820
10/14	at N.Y. Jets	7-23	L	73,807
10/20	TAMPA BAY	41-38	W	62,335
10/27	at Detroit	21-31	L	75,291
11/3	at New England	13-17	L	58,811
11/10	N.Y. JETS	21-17	W	73,965
11/17	at Indianapolis	34-20	W	59,666
11/24	at Buffalo	23-14	W	50,474
12/2	CHICAGO	38-24	W	75,594
12/8	at Green Bay	34-24	W	52,671
12/16	NEW ENGLAND	30-27	W	69,489
12/22	BUFFALO	28-0	W	64,811

TEAM STATISTICS	MIA.	OPP.
TOTAL FIRST DOWNS	361	314
By Rushing	116	135
By Passing	218	160
By Penalty	27	19
Third Down: Made/Att.	88/193	88/216
Fourth Down: Made/Att.	8/11	8/13
TOTAL NET YARDS	5843	5767
Average Per Game	365.2	360.4
Total Plays	1039	1033
Average Per Play	5.6	5.6
NET YARDS RUSHING	1729	2256
Average Per Game	108.1	141.0
Total Rushes	444	509
NET YARDS PASSING	4114	3511
Average Per Game	257.1	219.4
Tackled/Yards Lost	19/164	38/278
Gross Yards	4278	3789
Attempts/Completions	576/343	487/257
Completion Percentage	59.5	52.8
Had Intercepted	21	23
PUNTS/AVERAGE	59/43.7	73/40.7
PENALTIES/YARDS	77/637	112/854
FUMBLES/BALL LOST	31/20	36/18
TOUCHDOWNS	52	38
By Rushing	19	15
By Passing	31	21
By Returns	2	2

Score By Quarters	1	2	3	4	OT	Total
DOLPHINS	88	136	95	109	0	428
OPPONENTS	44	96	78	102	0	320

RUSHING	NO.	YDS.	AVG.	LG	TD
Nathan	143	667	4.7	22	5
Davenport	98	370	3.8	33	11
Hampton	105	369	3.5	15	3
Bennett	54	256	4.7	17	0
Carter	14	76	5.4	19	0
N. Moore	1	11	11.0	11	0
Clayton	1	10	10.0	10	0
Strock	2	-6	-3.0	-3	0
Marino	26	-24	-0.9	2	0
DOLPHINS	444	1729	3.9	33	19
OPPONENTS	509	2256	4.4	32	15

RECEIVING	NO.	YDS.	AVG.	LG	TD
Nathan	72	651	9.0	73	1
Clayton	70	996	14.2	45	4
N. Moore	51	701	13.7	69	7

Hardy	39	409	10.5	31	4
Duper	35	650	18.6	67	3
Rose	19	306	16.1	42	4
Johnson	13	192	14.8	61	3
Davenport	13	74	5.7	17	2
Bennett	10	101	10.1	27	1
Hampton	8	56	7.0	15	0
Heflin	6	98	16.3	46	1
Harris	3	24	8.0	11	0
Carter	2	4	2.0	4	0
Vigorito	1	9	9.0	9	0
Jensen	1	4	4.0	4	1

DOLPHINS	343	4278	12.5	73	31
OPPONENTS	257	3789	14.7	80	21

INTERCEPTIONS	NO.	YDS.	AVG.	LG	TD
G. Blackwood	6	36	6.0	17	0
Judson	4	88	22.0	61	1
Lankford	4	10	2.5	6	0
B. Brown	2	40	20.0	26	0
Brophy	1	41	41.0	41	0
H. Green	1	28	28.0	28	0
Shipp	1	7	7.0	7	0
Brudzinski	1	6	6.0	6	0
M. Brown	1	5	5.0	5	0
Moyer	1	4	4.0	4	0
L. Blackwood	1	0	0.0	0	0
DOLPHINS	23	265	11.5	61	1
OPPONENTS	21	100	4.8	40	0

PUNTING	NO.	YDS.	AVG.	LG	BK
Roby	59	2576	43.7	63	0
DOLPHINS	59	2576	43.7	63	0
OPPONENTS	73	2972	40.7	67	1

PUNT RET.	NO.	YDS.	AVG.	LG	TD
Vigorito	22	197	9.0	21	0
Kozlowski	7	65	9.3	17	0
Lockett	5	23	4.6	8	0
G. Blackwood	3	20	6.7	18	0
Clayton	2	14	7.0	11	0
DOLPHINS	39	319	8.2	21	0
OPPONENTS	27	371	13.7	70	1

KICKOFF RET.	NO.	YDS.	AVG.	LG	TD
Hampton	45	1020	22.7	46	0
Carter	4	82	20.5	25	0
L. Blackwood	2	32	16.0	17	0
Hardy	1	11	11.0	11	0
Kozlowski	0	32	-	-	-
DOLPHINS	52	1177	22.6	46	0
OPPONENTS	63	1359	21.6	50	0

SCORING	Ru	Pa	Rt	PAT	FG	S	TP
Reveiz	0	0	0	50/52	22/27	0	116
Davenport	11	2	0	0	0	0	78
N. Moore	0	7	0	0	0	0	42
Nathan	5	1	0	0	0	0	36
Clayton	0	4	0	0	0	0	24
Rose	0	4	0	0	0	0	24
Hardy	0	4	0	0	0	0	24
Duper	0	3	0	0	0	0	18
Hampton	3	0	0	0	0	0	18
Johnson	0	3	0	0	0	0	18
Bennett	0	1	0	0	0	0	6
Brudzinski	0	0	1	0	0	0	6

Heflin	0	1	0	0	0	0	6
Jensen	0	1	0	0	0	0	6
Judson	0	0	1	0	0	0	6

DOLPHINS	19	31	2	50/52	22/27	0	428
OPPONENTS	15	21	2	35/38	19/28	0	320

FIELD GOALS	1-19	20-29	30-39	40-49	50+
Reveiz	0/0	8/9	5/5	9/10	0/3

DOLPHINS	0/0	8/9	5/5	9/10	0/3
OPPONENTS	2/2	5/5	7/9	4/10	1/2

SACKS

Charles	7.0	Bettors	6.5	M. Moore	5.5	H. Green	5.0	Brudzinski	3.0	Bokamper	2.5	Bowser	2.5	Baumhower	2.0	G. Blackwood	1.0	Brophy	1.0	Brown	1.0	Little	1.0
---------	-----	---------	-----	----------	-----	----------	-----	------------	-----	----------	-----	--------	-----	-----------	-----	--------------	-----	--------	-----	-------	-----	--------	-----

DOLPHINS 38.0, OPPONENTS 19.0

USUAL STARTERS

	OFFENSE
WR	Mark Duper (8)
	Nat Moore (7)
LT	Jon Giesler (13)
LG	Roy Foster (16)
C	Dwight Stephenson (16)
RG	Ronnie Lee (6)
	Steve Clark (5)
	Jeff Toews (5)
RT	Cleveland Green (10)
TE	Bruce Hardy (16)
WR	Mark Clayton (15)
QB	Dan Marino (16)
RB	Tony Nathan (15)
FB	Woody Bennett (13)

DEFENSE

LDE	Doug Bettors (14)
NT	Mike Charles (15)
RDE	Kim Bokamper (12)
LOLB	Bob Brudzinski (13)
LILB	Jackie Shipp (10)
RILB	Mark Brown (15)
ROLB	Hugh Green (11)
LCB	Paul Lankford (15)
RCB	William Judson (16)
SS	Glenn Blackwood (14)
FS	Bud Brown (16)

boldface indicates Pro Bowl performer
* indicates rookie

PASSING	ATT.	COMP.	YDS.	PCT.	TD	INT.	LG	SCK/LST	RATING
Marino	567	336	4137	59.3	30	21	73	18/157	84.1
Strock	9	7	141	77.8	1	0	67	0/0	154.7
Clayton	0	0	0	0.0	0	0	0	1/7	-
DOLPHINS	576	343	4278	59.5	31	21	73	19/164	85.6
OPPONENTS	487	257	3789	52.8	21	23	80	38/278	73.3

1986 FINAL STATISTICS (8-8)

DATE	OPPONENT	SCORE	W/L	ATT.
9/7	at San Diego	28-50	L	57,726
9/14	INDIANAPOLIS	30-10	W	51,848
9/21	at N.Y. Jets	45-51(OT)	L	71,025
9/28	SAN FRANCISCO	16-31	L	70,264
10/5	at New England	7-34	L	60,689
10/12	BUFFALO	27-14	W	49,467
10/19	L.A. RAIDERS	28-30	L	53,421
10/26	at Indianapolis	17-13	W	58,350
11/2	HOUSTON	28-7	W	43,804
11/10	at Cleveland	16-26	L	77,949
11/16	at Buffalo	34-24	W	76,474
11/24	N.Y. JETS	45-3	W	70,206
11/30	ATLANTA	14-20	L	53,762
12/7	at New Orleans	31-27	W	64,761
12/14	at L.A. Rams	37-31(OT)	W	62,629
12/22	NEW ENGLAND	27-34	L	74,516

TEAM STATISTICS	MIA.	OPP.
TOTAL FIRST DOWNS	351	337
By Rushing	84	144
By Passing	250	177
By Penalty	17	16
Third Down: Made/Att.	98/191	86/209
Fourth Down: Made/Att.	2/10	10/18
TOTAL NET YARDS	6324	6050
Average Per Game	395.3	378.1
Total Plays	1011	1058
Average Per Play	6.3	5.7
NET YARDS RUSHING	1545	2493
Average Per Game	96.6	155.8
Total Rushes	349	540
NET YARDS PASSING	4779	3557
Average Per Game	298.7	222.3
Tackled/Yards Lost.	17/119	33/268
Gross Yards	4898	3825
Attempts/Completions	645/392	485/290
Completion Percentage	60.8	59.8
Had Intercepted	23	13
PUNTS/AVERAGE	56/44.2	64/41.4
PENALTIES/YARDS	72/609	82/596
FUMBLES/BALL LOST	37/14	32/14
TOUCHDOWNS	56	47
By Rushing	9	23
By Passing	46	22
By Returns	1	2

Score By Quarters	1	2	3	4	OT	Total
DOLPHINS	45	177	102	100	6	430
OPPONENTS	101	127	58	113	6	405

RUSHING	NO.	YDS.	AVG.	LG	TD
Hampton	186	830	4.5	54t	9
Davenport	75	314	4.2	35	0
Nathan	27	203	7.5	20	0
Bennett	36	162	4.5	16	0
Clayton	2	33	16.5	22	0
Carter	4	18	4.5	9	0
Ellis	3	6	2.0	2	0
Strock	1	0	0.0	0	0
Marino	12	-3	-0.3	13	0
Roby	2	-8	-4.0	0	0
Duper	1	-10	-10.0	-10	0

DOLPHINS	349	1545	4.4	54t	9
OPPONENTS	540	2493	4.6	47	23

RECEIVING	NO.	YDS.	AVG.	LG	TD
Duper	67	1313	19.6	85t	11

PASSING	ATT.	COMP.	YDS.	PCT.	TD	INT.	LG	SCK/LST	RATING
Marino	623	378	4746	60.7	44	23	85t	17/119	92.5
Strock	20	14	152	70.0	2	0	21	0/0	125.4
Jensen	2	0	0	0.0	0	0	0	0/0	39.6
DOLPHINS	645	392	4898	60.8	46	23	85t	17/119	93.3
OPPONENTS	485	290	3825	59.8	22	13	65t	33/268	88.7

Hampton	61	446	7.3	19	3
Clayton	60	1150	19.2	68t	10
Hardy	54	430	8.0	18t	5
Nathan	48	457	9.5	23t	2
N. Moore	38	431	11.3	38t	7
Davenport	20	177	8.9	27	1
Johnson	19	170	8.9	20	4
Pruitt	15	235	15.7	27	2
Jensen	5	50	10.0	20t	1
Bennett	4	33	8.3	13	0
Carter	1	6	6.0	6	0

DOLPHINS	392	4898	12.5	85t	46
OPPONENTS	290	3825	13.2	65t	22

INTERCEPTIONS	NO.	YDS.	AVG.	LG	TD
Rose	2	63	31.5	36	0
McNeal	2	46	23.0	29	0
G. Blackwood	2	10	5.0	7	0
Judson	2	0	0.0	0	0
L. Blackwood	1	14	14.0	14	0
Offerdahl	1	14	14.0	14	0
B. Brown	1	3	3.0	3	0
Charles	1	2	2.0	2	0
Kozlowski	1	0	0.0	0	0
DOLPHINS	13	152	11.7	36	0
OPPONENTS	23	221	9.6	70t	1

PUNTING	NO.	YDS.	AVG.	LG	BK
Roby	56	2476	44.2	73	0
DOLPHINS	56	2476	44.2	73	0
OPPONENTS	64	2648	41.4	64	0

PUNT RET.	NO.	YDS.	AVG.	LG	TD
Ellis	24	149	6.2	17	0
Pruitt	11	150	13.6	71t	1
G. Blackwood	1	0	0.0	0	0
L. Blackwood	1	0	0.0	0	0
Clayton	1	0	0.0	0	0
Thompson	1	0	0.0	0	0
N. Moore	1	-2	-2.0	-2	0

DOLPHINS	40	297	7.4	71t	1
OPPONENTS	23	200	8.7	34	0

KICKOFF RET.	NO.	YDS.	AVG.	LG	TD
Ellis	25	541	21.6	41	0
Davenport	16	285	17.8	37	0
Hampton	9	182	20.2	25	0
Carter	9	133	14.8	22	0
Hardy	3	39	13.0	16	0
L. Lee	1	5	5.0	5	0
Johnson	1	0	0.0	0	0
Toth	1	0	0.0	0	0

DOLPHINS	65	1185	18.2	41	0
OPPONENTS	53	997	18.8	40	0

SCORING	Ru	Pa	Rt	PAT	FG	S	TP
Revez	0	0	0	52/55	14/22	0	94
Hampton	9	3	0	0	0	0	72
Duper	0	11	0	0	0	0	66
Clayton	0	10	0	0	0	0	60
N. Moore	0	7	0	0	0	0	42
Hardy	0	5	0	0	0	0	30
Johnson	0	4	0	0	0	0	24
Pruitt	0	2	1	0	0	0	18
Nathan	0	2	0	0	0	0	12
Davenport	0	1	0	0	0	0	6
Jensen	0	1	0	0	0	0	6

DOLPHINS	9	46	1	52/55	14/22	0	430
OPPONENTS	23	22	2	45/46	26/31	0	405

FIELD GOALS	1-19	20-29	30-39	40-49	50+
Revez	1/1	5/5	4/6	3/8	1/2

DOLPHINS	1/1	5/5	4/6	3/8	1/2
OPPONENTS	2/2	6/7	12/14	6/6	0/2

SACKS
M. Brown 5.0, Betters 4.0, H. Green 4.0, Little 4.0, J. Foster 3.0, Brudzinski 2.0, Offerdahl 2.0, Robinson 2.0, Turner 2.0, Shipp 1.0, Baumhower 1.0, M. Moore 1.0, Smith 1.0, Sochia 1.0.
DOLPHINS 33.0, OPPONENTS 17.0

USUAL STARTERS
OFFENSE
WR Mark Duper (16)
LT Jon Giesler (7)
..... Cleveland Green (5)
..... Jeff Dellenbach (4)
LG Roy Foster (16)
C Dwight Stephenson (16)
RG Ronnie Lee (9)
..... Larry Lee (5)
RT Greg Koch (16)
TE Bruce Hardy (16)
WR Mark Clayton (14)
QB Dan Marino (16)
RB Lorenzo Hampton (16)
FB Woody Bennett (14)

DEFENSE
LDE *T.J. Turner (15)
NT Bob Baumhower (12)
RDE George Little (16)
LOLB Bob Brudzinski (16)
LILB Jackie Shipp (14)
RILB *John Offerdahl (15)
ROLB Mark Brown (11)
LCB William Judson (16)
RCB Paul Lankford (11)
SS Glenn Blackwood (10)
FS Bud Brown (14)

boldface indicates Pro Bowl performer
* indicates rookie

1987 FINAL STATISTICS (8-7)

DATE	OPPONENT	SCORE	W/L	ATT.
9/13	at New England	21-28	L	54,642
9/20	at Indianapolis	23-10	W	57,524
10/4	at Seattle	20-24	L	19,448
10/11	KANSAS CITY	42-0	W	25,867
10/18	at N.Y. Jets	31-37(OT)	L	18,249
10/25	BUFFALO	31-34(OT)	L	61,295
11/1	PITTSBURGH	35-24	W	52,578
11/8	at Cincinnati	20-14	W	65,433
11/15	INDIANAPOLIS	21-40	L	65,433
11/22	at Dallas	20-14	W	56,519
11/29	at Buffalo	0-27	L	68,055
12/7	N.Y. JETS	37-28	W	62,592
12/13	at Philadelphia	28-10	W	63,841
12/20	WASHINGTON	23-21	W	65,715
12/28	NEW ENGLAND	10-24	L	61,192

TEAM STATISTICS	MIA.	OPP.
TOTAL FIRST DOWNS	331	314
By Rushing	109	115
By Passing	197	176
By Penalty	25	23
Third Down: Made/Att.	96/202	94/208
Fourth Down: Made/Att.	9/18	5/13
TOTAL NET YARDS	5538	5445
Average Per Game	369.2	363.0
Total Plays	1005	1013
Average Per Play	5.5	5.4
NET YARDS RUSHING	1662	2198
Average Per Game	110.8	146.5
Total Rushes	408	498
NET YARDS PASSING	3876	3247
Average Per Game	258.4	216.5
Tackled/Yards Lost	13/101	21/183
Gross Yards	3977	3430
Attempts/Completions	584/338	494/295
Completion Percentage	57.9	59.7
Had Intercepted	20	16
PUNTS/AVERAGE	63/38.5	71/38.8
PENALTIES/YARDS	76/634	103/850
FUMBLES/BALL LOST	37/17	32/16
TOUCHDOWNS	47	42
By Rushing	16	18
By Passing	29	21
By Returns	2	3

Score By Quarters	1	2	3	4	OT	Total
DOLPHINS	90	100	89	83	0	362
OPPONENTS	63	105	61	97	9	335

RUSHING	NO.	YDS.	AVG.	LG	TD
Stradford	145	619	4.3	51	6
Hampton	75	289	3.9	34	1
R. Scott	47	199	4.2	24	3
Davenport	32	114	3.6	27	1
W. Bennett	25	102	4.1	18	0
Mackey	17	98	5.8	17	2
Bailey	10	55	5.5	13	0
Konecny	6	46	7.7	19	0
Tagliaferri	13	45	3.5	7	1
Isom	9	41	4.6	8	1
Nathan	4	20	5.0	8	0
Jensen	4	18	4.5	9	0
Roth	3	10	3.3	9	0
Clayton	2	8	4.0	4	0
T. Brown	3	3	1.0	3	0
Roby	1	0	0.0	0	0
Marino	12	-5	-0.4	51	1
DOLPHINS	408	1662	4.1	51	16
OPPONENTS	498	2198	4.4	31	18

RECEIVING	NO.	YDS.	AVG.	LG	TD
Stradford	48	457	9.5	34	1
Clayton	46	776	16.9	43	7
Duper	33	597	18.1	59	8

PASSING	ATT.	COMP.	YDS.	PCT.	TD	INT.	LG	SCK/LST	RATING
Marino	444	263	3245	59.2	26	13	59	9/77	89.2
Mackey	109	57	604	52.3	3	5	30	4/24	58.8
Strock	23	13	114	56.5	0	1	26	0/0	51.7
Stankavage	7	4	8	57.1	0	1	8	0/0	22.6
Stradford	1	1	6	100.0	0	0	6	0/0	91.7
DOLPHINS	584	338	3977	57.9	29	20	59	13/101	81.0
OPPONENTS	494	295	3430	59.7	21	16	55	21/183	81.5

Hardy	28	292	10.4	31	2
Davenport	27	249	9.2	29	1
Pruitt	26	404	15.5	37	3
Jensen	26	221	8.5	20	1
Hampton	23	223	9.7	24	0
Tagliaferri	12	117	9.8	27	0
Nathan	10	77	7.7	14	0
Douglas	9	92	10.2	17	1
Sampleton	8	64	8.0	19	0
Chavis	7	108	15.4	27	0
Lewis	6	53	8.8	22	1
Konecny	6	26	4.3	10	0
Reilly	5	70	14.0	20	0
Da. Johnson	4	35	8.8	22	2
W. Bennett	4	18	4.5	6	0
Caterbone	2	46	23.0	30	0
W. Smith	2	13	6.5	8	1
R. Scott	2	7	3.5	5	0
Isom	1	11	11.0	11	0
Banks	1	10	10.0	10	1
T. Brown	1	6	6.0	6	0
Farmer	1	5	5.0	5	0

DOLPHINS	338	3977	11.8	59	29
OPPONENTS	295	3430	11.6	55	21

INTERCEPTIONS	NO.	YDS.	AVG.	LG	TD
Lankford	3	44	14.7	44	0
Blackwood	3	17	5.7	17	0
Randle	2	16	8.0	11	0
Hooper	2	11	5.5	11	0
Judson	2	11	5.5	10	0
Hobley	2	7	3.5	7	0
Sowell	1	29	29.0	29	0
B. Brown	1	0	0.0	0	0

DOLPHINS	16	135	8.4	44	0
OPPONENTS	20	298	14.9	68	2

PUNTING	NO.	YDS.	AVG.	LG	BK
Roby	32	1371	42.8	77	0
Hayes	7	274	39.1	51	1
Gore	14	502	35.9	60	0
Strock	9	277	30.8	44	0
DOLPHINS	63	2424	38.5	77	1
OPPONENTS	71	2753	38.8	73	0

PUNT RET.	NO.	YDS.	AVG.	LG	TD
Schwedes	24	203	8.5	31	0
Caterbone	9	78	8.7	21	0
B. Brown	2	8	4.0	8	0
Blackwood	1	1	1.0	1	0
Hooper	1	0	0.0	0	0
DOLPHINS	37	209	7.8	31	0
OPPONENTS	26	141	5.4	15	0

KICKOFF RET.	NO.	YDS.	AVG.	LG	TD
Hampton	16	304	19.0	32	0
Stradford	14	258	18.4	32	0
Schwedes	9	177	19.7	34	0
Hardy	5	62	12.4	18	0
Farmer	3	56	18.7	23	0
Roth	2	49	24.5	26	0
Da. Johnson	2	13	6.5	10	0
R. Scott	1	22	22.0	22	0
Isom	1	11	11.0	11	0
Lewis	1	0	0.0	0	0
DOLPHINS	54	952	17.6	34	0
OPPONENTS	67	1222	18.2	47	0

SCORING	Ru	Pa	Rt	PAT	FG	S	TP
Revez	0	0	0	28/30	9/11	0	55
Duper	0	8	0	0	0	0	48
Clayton	0	7	0	0	0	0	42
Stradford	6	1	0	0	0	0	42
Beecher	0	0	0	12/12	3/4	0	21

Pruitt	0	3	0	0	0	0	18
R. Scott	3	0	0	0	0	0	18
Davenport	1	1	0	0	0	0	12
Hardy	0	2	0	0	0	0	12
Da. Johnson	0	2	0	0	0	0	12
Mackey	2	0	0	0	0	0	12
Banks	0	1	0	0	0	0	6
Douglas	0	1	0	0	0	0	6
Hampton	1	0	0	0	0	0	6
Hobley	0	0	1	0	0	0	6
Hooper	0	0	1	0	0	0	6
Isom	1	0	0	0	0	0	6
Jensen	0	1	0	0	0	0	6
Lewis	0	1	0	0	0	0	6
Marino	1	0	0	0	0	0	6
W. Smith	0	1	0	0	0	0	6
Tagliaferri	1	0	0	0	0	0	6
Tiffin	0	0	0	4/4	0/1	0	4

DOLPHINS	16	29	2	44/47	12/16	0	362
OPPONENTS	18	21	3	41/47	14/22	0	335

FIELD GOALS	1-19	20-29	30-39	40-49	50+
Revez	1/1	2/2	2/2	4/6	0/0
Beecher	1/1	0/0	1/1	1/2	0/0
Tiffin	0/0	0/0	0/0	0/1	0/0
DOLPHINS	2/2	2/2	3/3	5/9	0/0
OPPONENTS	0/0	7/8	4/7	2/5	1/2

SACKS	Turner 4.0, Sochia 3.5, Bosa 3.0, Readon 2.0, Lambrecht 1.5, Offerdahl 1.5, M. Brown 1.0, Brudzinski 1.0, Frye 1.0, Graf 1.0, S. Scott 1.0, Wimberly 0.5.
-------	---

DOLPHINS 21.0, OPPONENTS 13.0

USUAL STARTERS
OFFENSE
WR Mark Duper (12)
LT Jon Giesler (9)
LG Roy Foster (12)
C Dwight Stephenson (9)
RG Tom Toth (12)
RT Ronnie Lee (9)
TE Bruce Hardy (12)
WR Mark Clayton (12)
QB Dan Marino (12)
RB Lorenzo Hampton (6)
*Troy Stradford (5)
FB Woody Bennett (11)

DEFENSE
LDE T.J. Turner (12)
NT Brian Sochia (12)
RDE *John Bosa (12)
LOLB Bob Brudzinski (7)
*Rick Graf (5)
LILB Jackie Shipp (12)
RILB John Offerdahl (9)
ROLB Mark Brown (9)
LCB Paul Lankford (11)
RCB William Judson (12)
SS Glenn Blackwood (8)
Lifort Hobley (4)
FS Bud Brown (8)
Lyle Blackwood (2)
Lifort Hobley (2)

boldface indicates Pro Bowl performer
* indicates rookie

1988 FINAL STATISTICS (6-10)

DATE	OPPONENT	SCORE	W/L	ATT.
9/4	at Chicago	7-34	L	63,330
9/11	at Buffalo	6-9	L	79,520
9/18	GREEN BAY	24-17	W	54,409
9/25	at Indianapolis	13-15	L	59,638
10/2	MINNESOTA	24-7	W	59,867
10/9	at L.A. Raiders	24-14	W	50,751
10/16	SAN DIEGO	31-28	W	58,972
10/23	N.Y. JETS	30-44	L	68,292
10/30	at Tampa Bay	17-14	W	67,352
11/6	at New England	10-21	L	60,840
11/14	BUFFALO	6-31	L	67,091
11/20	NEW ENGLAND	3-6	L	53,526
11/27	at N.Y. Jets	34-38	L	52,752
12/4	INDIANAPOLIS	28-31	L	45,236
12/12	CLEVELAND	38-31	W	61,884
12/18	at Pittsburgh	24-40	L	36,051

TEAM STATISTICS	MIA.	OPP.
TOTAL FIRST DOWNS	321	359
By Rushing	77	155
By Passing	218	173
By Penalty	26	31
Third Down: Made/Att.	71/184	101/207
Fourth Down: Made/Att.	7/16	6/13
TOTAL NET YARDS	5721	5781
Average Per Game	357.6	361.3
Total Plays	963	1072
Average Per Play	5.9	5.4
NET YARDS RUSHING	1205	2506
Average Per Game	75.3	156.6
Total Rushes	335	557
NET YARDS PASSING	4516	3275
Average Per Game	282.3	204.7
Tackled/Yards Lost.	7/41	24/167
Gross Yards	4557	3442
Attempts/Completions	621/363	491/298
Completion Percentage	58.5	60.7
Had Intercepted	23	16
PUNTS/AVERAGE	64/43.0	58/41.4
PENALTIES/YARDS	99/845	103/734
FUMBLES/BALL LOST	26/12	31/15
TOUCHDOWNS	41	45
By Rushing	11	22
By Passing	29	19
By Returns	1	4

Score By Quarters	1	2	3	4	OT	Total
DOLPHINS	72	97	88	62	0	319
OPPONENTS	51	159	69	101	0	380

RUSHING	NO.	YDS.	AVG.	LG	TD
Hampton	117	414	3.5	33	9
Stradford	95	335	3.5	18	2
Davenport	55	273	5.0	64	0
Bennett	31	115	3.7	12	0
Jensen	10	68	6.8	23	0
Cribbs	5	21	4.2	11	0
Clayton	1	4	4.0	4	0
Edmunds	1	-8	-8.0	-8	0
Marino	20	-17	-0.9	6	0
DOLPHINS	335	1205	3.6	64	11
OPPONENTS	557	2506	4.5	44	22

RECEIVING	NO.	YDS.	AVG.	LG	TD
Clayton	86	1129	13.1	45	14
Jensen	58	652	11.2	31	5
Stradford	56	426	7.6	36	1

PASSING	ATT.	COMP.	YDS.	PCT.	TD	INT.	LG	SCK/LST	RATING
Marino	606	354	4434	58.4	28	23	80t	6/31	80.8
Jaworski	14	9	123	64.3	1	0	22	1/10	116.1
Stradford	1	0	0	0.0	0	0	0	0/0	39.6
DOLPHINS	621	363	4557	58.5	29	23	80t	7/41	81.5
OPPONENTS	491	298	3442	60.7	19	16	47	24/167	81.2

Duper	39	626	16.1	56	1
Edmunds	33	575	17.4	80t	3
Davenport	30	282	9.4	27	0
Banks	23	430	18.7	55	2
Hampton	23	204	8.9	39t	3
Schwedes	6	130	21.7	42	0
Hardy	4	46	11.5	19	0
Pruitt	2	38	19.0	19	0
Bennett	2	16	8.0	12	0
Kinchen	1	3	3.0	3	0

DOLPHINS	363	4557	12.6	80t	29
OPPONENTS	298	3442	11.6	47	19

INTERCEPTIONS	NO.	YDS.	AVG.	LG	TD
Williams	4	62	15.5	23	0
Judson	4	57	14.3	52	0
M. Brown	2	13	6.5	13	0
Offerdahl	2	2	1.0	2	0
Thomas	1	48	48.0	48	0
McNeal	1	23	23.0	23	0
Graf	1	14	14.0	14	0
Lankford	1	0	0.0	0	0

DOLPHINS	16	219	13.7	52	0
OPPONENTS	23	399	17.3	78t	4

PUNTING	NO.	YDS.	AVG.	LG	BK
Roby	64	2754	43.0	64	0

DOLPHINS	64	2754	43.0	64	0
OPPONENTS	58	2427	41.8	66	1

PUNT RET.	NO.	YDS.	AVG.	LG	TD
Schwedes	24	230	9.6	36	0
Williams	3	29	9.7	14	0

DOLPHINS	27	259	9.6	36	0
OPPONENTS	35	318	9.1	31	0

KICKOFF RET.	NO.	YDS.	AVG.	LG	TD
Cribbs	41	863	21.0	44	0
Hampton	9	216	24.0	37	0
Williams	8	159	19.9	27	0
Schwedes	3	49	16.3	25	0
Davenport	2	41	20.5	21	0
Edmunds	1	20	20.0	20	0
Hardy	1	17	17.0	17	0

DOLPHINS	65	1365	21.0	44	0
OPPONENTS	53	1109	20.9	57	0

SCORING	Ru	Pa	Rt	PAT	FG	S	TP
Reveiz	0	0	0	52/55	14/22	0	94
Clayton	0	14	0	0	0	0	84
Hampton	9	3	0	0	0	0	72
Reveiz	0	0	0	31/32	8/12	0	55
Jensen	0	5	0	0	0	0	30
Edmunds	0	3	0	0	0	0	18
Franklin	0	0	0	6/7	4/11	0	18
Stradford	2	1	0	0	0	0	18
Banks	0	2	0	0	0	0	12
Duper	0	1	0	0	0	0	6
Hobley	0	0	1	0	0	0	6

DOLPHINS	11	29	1	37/41	12/23	0	319
OPPONENTS	22	19	4	44/45	22/28	0	380

FIELD GOALS	1-19	20-29	30-39	40-49	50+
Reveiz	0/0	4/4	3/4	1/2	0/2
Franklin	0/0	1/2	2/4	0/1	1/4
DOLPHINS	0/0	5/6	5/8	1/3	1/6
OPPONENTS	0/0	6/6	10/11	4/7	2/4

SACKS
Turner 5.0, Sochia 4.5, Cline 4.0, Kumerow 3.0, Green 2.5, Bosa 2.0, Graf 1.0, Lankford 1.0, M. Brown 0.5, Offerdahl 0.5.

DOLPHINS 24.0, OPPONENTS 7.0

USUAL STARTERS	
OFFENSE	
WR	Mark Duper (13)
LT	Jon Giesler (9)
	Mark Dennis (7)
LG	Roy Foster (15)
C	Jeff Dellenbach (16)
RG	*Harry Galbreath (12)
RT	Ronnie Lee (16)
TE	*Ferrell Edmunds (14)
WR	Mark Clayton (16)
QB	Dan Marino (16)
RB	Lorenzo Hampton (10)
FB	Woody Bennett (7)
	Ron Davenport (5)
	Jim Jensen (4)

DEFENSE	
LDE	T.J. Turner (16)
NT	Brian Sochia (16)
RDE	Jackie Cline (9)
	John Bosa (6)
LOLB	Rick Graf (16)
LILB	Mark Brown (12)
RILB	John Offerdahl (16)
ROLB	Hugh Green (16)
LCB	Paul Lankford (10)
RCB	William Judson (16)
SS	Liffort Hobley (13)
FS	*Jarvis Williams (16)

boldface indicates Pro Bowl performer
* indicates rookie

1989 FINAL STATISTICS (8-8)

DATE	OPPONENT	SCORE	W/L	ATT.
9/10	BUFFALO	24-27	L	54,541
9/17	at New England	24-10	W	57,043
9/24	N.Y. JETS	33-40	L	65,908
10/1	at Houston	7-39	L	53,326
10/8	CLEVELAND	10-10(OT)	W	58,444
10/15	at Cincinnati	23-13	W	58,184
10/22	GREEN BAY	23-20	W	56,624
10/29	at Buffalo	17-31	L	80,208
11/5	INDIANAPOLIS	19-13	W	52,680
11/12	at N.Y. Jets	31-23	W	65,923
11/19	at Dallas	17-14	W	56,044
11/26	PITTSBURGH	14-34	L	59,336
12/3	at Kansas City	21-26	L	54,610
12/10	NEW ENGLAND	31-10	W	55,918
12/17	at Indianapolis	13-42	L	55,665
12/24	KANSAS CITY	24-27	L	43,612

TEAM STATISTICS	MIA.	OPP.
TOTAL FIRST DOWNS	311	337
By Rushing	88	139
By Passing	202	180
By Penalty	21	18
Third Down: Made/Att.	101/209	67/194
Fourth Down: Made/Att.	7/14	8/21
TOTAL NET YARDS	5546	5696
Average Per Game	346.6	356.0
Total Plays	1011	1045
Average Per Play	5.5	5.5
NET YARDS RUSHING	1330	2153
Average Per Game	83.1	134.6
Total Rushes	400	493
NET YARDS PASSING	4216	3543
Average Per Game	263.5	221.4
Tackled/Yards Lost	10/86	39/268
Gross Yards	4302	3811
Attempts/Completions	601/331	513/315
Completion Percentage	55.1	61.4
Had Intercepted	25	15
PUNTS/AVERAGE	59/41.7	62/39.0
PENALTIES/YARDS	83/614	106/831
FUMBLES/BALL LOST	30/16	19/8
TOUCHDOWNS	39	43
By Rushing	10	19
By Passing	26	21
By Returns	3	3

Score By Quarters	1	2	3	4	OT	Total
DOLPHINS	78	96	73	81	3	331
OPPONENTS	57	128	77	117	0	379

RUSHING	NO.	YDS.	AVG.	LG	TD
Smith	200	659	3.3	25	6
Stradford	66	240	3.6	13	1
Logan	57	201	3.5	14	0
Davenport	14	56	4.0	9	1
Jensen	8	50	6.3	14	0
Hampton	17	47	2.8	9	0
Secules	4	39	9.8	17	0
T. Brown	13	26	2.0	6	0
Faola	2	10	5.0	5	0
Clayton	3	9	3.0	11	0
Roby	2	0	0.0	0	0
Marino	14	-7	-0.5	2	2
DOLPHINS	400	1330	3.3	25	10
OPPONENTS	493	2153	4.4	33	19

RECEIVING	NO.	YDS.	AVG.	LG	TD
Clayton	64	1011	15.8	78t	9
Jensen	61	557	9.1	20	6
Duper	49	717	14.6	41	1
Edmunds	32	382	11.9	30	3
Banks	30	520	17.3	61	1
Stradford	25	233	9.3	32	0
A. Brown	24	410	17.1	48t	5
T. Brown	13	117	9.0	23	0
Hampton	8	25	3.1	12	0
Schwedes	7	174	24.9	65t	1
Smith	7	81	11.6	34	0
Logan	5	34	6.8	11	0
Davenport	3	19	6.3	9	0
Kinchen	1	12	12.0	12	0
Faola	1	8	8.0	8	0
Hardy	1	2	2.0	2	0
DOLPHINS	331	4302	13.0	78t	26
OPPONENTS	315	3811	12.1	63t	21

INTERCEPTIONS	NO.	YDS.	AVG.	LG	TD
Oliver	4	32	8.0	23	0
McNeal	3	-6	-2.0	0	0
Williams	2	43	21.5	24	0
Judson	2	31	15.5	28	0
Thomas	2	4	2.0	4	0
Hobley	1	22	22.0	22	0
Lankford	1	0	0.0	0	0
DOLPHINS	15	126	8.4	28	0
OPPONENTS	25	335	13.4	48	1

PUNTING	NO.	YDS.	AVG.	LG	BK
Roby	58	2458	42.4	58	1
DOLPHINS	59	2458	41.7	58	1
OPPONENTS	62	2416	39.0	63	1

PUNT RET.	NO.	YDS.	AVG.	LG	TD
Schwedes	18	210	11.7	70t	1
Stradford	14	129	9.2	19	0
Gibson	1	-1	-1.0	-1	0
DOLPHINS	33	338	10.2	70t	1
OPPONENTS	26	256	9.8	18	0

KICKOFF RET.	NO.	YDS.	AVG.	LG	TD
Logan	24	613	25.5	97t	1
Hampton	17	303	17.8	34	0
Reaves	6	84	14.0	22	0
Schwedes	3	24	8.0	13	0
Faola	2	30	15.0	17	0
Kinchen	2	26	13.0	17	0
A. Brown	2	9	4.5	9	0
Williams	1	21	21.0	21	0
Davenport	1	19	19.0	19	0
Ahrens	1	10	10.0	10	0
Goode	1	8	8.0	8	0
Brudzinski	1	6	6.0	6	0
DOLPHINS	61	1153	18.9	97t	1
OPPONENTS	63	1215	19.3	40	0

SCORING	Ru	Pa	Rt	PAT	FG	S	TP
Stoyanovich	0	0	0	38/39	19/26	0	95
Clayton	0	9	0	0	0	0	54
Jensen	0	6	0	0	0	0	36
Smith	0	0	0	0	0	0	36
A. Brown	0	5	0	0	0	0	30
Edmunds	0	3	0	0	0	0	18

Logan	0	0	2	0	0	0	12
Marino	2	0	0	0	0	0	12
Schwedes	0	1	1	0	0	0	12
Banks	0	1	0	0	0	0	6
Davenport	1	0	0	0	0	0	6
Duper	0	1	0	0	0	0	6
Stradford	1	0	0	0	0	0	6
Team	0	0	0	0	0	1	2
DOLPHINS	10	26	3	38/39	19/26	1	331
OPPONENTS	19	21	3	42/43	25/33	2	379

FIELD GOALS	1-19	20-29	30-39	40-49	50+
Stoyanovich	1/1	8/8	5/6	4/8	1/3
DOLPHINS	1/1	8/8	5/6	4/8	1/3
OPPONENTS	1/1	8/8	10/12	5/9	1/3

SACKS
Cross 10.0, Green 7.5, Sochia 5.0, Bosa 2.0, Kumerow 2.0, Offerdahl 1.5, Ahrens 1.0, Cline 1.0, Frye 1.0, Graf 1.0, Hobley 1.0, Junior 1.0, Krauss 1.0, Lankford 1.0, Thomas 1.0, Williams 1.0. TEAM 1.0.

USUAL STARTERS	WR	LT	LG	C	RT	TE	WR	QB	RB	FB
OFFENSE	Mark Duper (14)	Jeff Dellenbach (15)	Roy Foster (16)	*Jeff Ulhenhake (15)	Harry Galbreath (14)	Ronnie Lee (15)	Ferrell Edmunds (16)	Mark Clayton (15)	Dan Marino (16)	*Sammie Smith (12)
										Tom Brown (7)
										Marc Logan (4)
										Ron Davenport (3)

DEFENSE	LDE	NT	RDE	LOLB	LILB	RILB	ROLB	LCB	RCB	SS	FS
	T.J. Turner (11)	Brian Sochia (16)	Jeff Cross (16)	E.J. Junior (12)	Dave Ahrens (8)	John Offerdahl (8)	Barry Krauss (12)	Hugh Green (16)	Paul Lankford (16)	William Judson (14)	Jarvis Williams (16)
											*Louis Oliver (13)

boldface indicates Pro Bowl performer
* indicates rookie

PASSING	ATT.	COMP.	YDS.	PCT.	TD	INT.	LG	SCK/LST	RATING
Marino	550	308	3997	56.0	24	22	78t	10/86	76.9
Secules	50	22	286	44.0	1	3	44t	0/0	44.3
Jensen	1	1	19	100.0	1	0	19t	0/0	158.3
DOLPHINS	601	331	4302	55.1	26	25	78t	10/86	74.9
OPPONENTS	513	315	3811	61.4	21	15	63t	39/268	85.7

1990 FINAL STATISTICS (12-4)

DATE	OPPONENT	SCORE	W/L	ATT.
9/9	at New England	27-24	W	45,305
9/16	BUFFALO	30-7	W	68,142
9/23	at N.Y. Giants	3-20	L	76,483
9/30	at Pittsburgh	28-6	W	54,691
10/7	N.Y. JETS	20-16	W	69,678
10/18	NEW ENGLAND	17-10	W	62,630
10/28	at Indianapolis	27-7	W	59,213
11/4	PHOENIX	23-3	W	54,924
11/11	at N.Y. Jets	17-3	W	68,362
11/19	L.A. RAIDERS	10-13	L	70,553
11/25	at Cleveland	30-13	W	70,225
12/2	at Washington	20-42	L	53,599
12/9	PHILADELPHIA	23-20(OT)	W	67,034
12/16	SEATTLE	24-17	W	57,851
12/23	at Buffalo	14-24	L	80,235
12/30	INDIANAPOLIS	23-17	W	59,547

TEAM STATISTICS	MIA.	OPP.
TOTAL FIRST DOWNS	303	268
By Rushing	90	110
By Passing	190	145
By Penalty	23	13
Third Down: Made/Att.	88/206	79/207
Fourth Down: Made/Att.	10/13	7/18
TOTAL NET YARDS	5047	4547
Average Per Game	315.4	284.2
Total Plays	975	968
Average Per Play	5.2	4.7
NET YARDS RUSHING	1535	1831
Average Per Game	95.9	114.4
Total Rushes	420	461
NET YARDS PASSING	3512	2716
Average Per Game	219.5	169.8
Tackled/Yards Lost	16/99	45/348
Gross Yards	3611	3064
Attempts/Completions	539/310	462/257
Completion Percentage	57.5	55.6
Had Intercepted	12	19
PUNTS/AVERAGE	72/42.0	75/40.0
PENALTIES/YARDS	64/486	95/759
FUMBLES/BALL LOST	33/15	23/8
TOUCHDOWNS	39	26
By Rushing	13	11
By Passing	21	14
By Returns	5	1

Score By Quarters	1	2	3	4	OT	Total
DOLPHINS	60	113	77	83	3	336
OPPONENTS	30	108	39	65	0	242

RUSHING	NO.	YDS.	AVG.	LG	TD
Smith	226	831	3.7	33	8
Logan	79	317	4.0	17	2
Stradford	37	138	3.7	15	1
Paige	32	95	3.0	11	2
Higgs	10	67	6.7	27	0
Secules	8	34	4.3	17	0
Marino	16	29	1.8	15	0
Limbrick	5	14	2.8	5	0
Martin	1	8	8.0	8	0
Jensen	4	6	1.5	2	0
Banks	1	3	3.0	3	0
Edmunds	1	-7	-7.0	-7	0
DOLPHINS	420	1535	3.7	33	13
OPPONENTS	461	1831	4.0	39	11

RECEIVING	NO.	YDS.	AVG.	LG	TD
Duper	52	810	15.6	69†	5
Jensen	44	365	8.3	18	1
Paige	35	247	7.1	17†	4
Clayton	32	406	12.7	43	3
Edmunds	31	446	14.4	35	1
Stradford	30	257	8.6	23	0
Martin	29	388	13.4	45	2
Pruitt	13	235	18.1	35†	3
Banks	13	131	10.1	23	0
Smith	11	134	12.2	53†	1
Logan	7	54	7.7	12	0
Schwedes	6	66	11.0	19	1
Limbrick	4	23	5.8	9	0
A. Brown	3	49	16.3	24	0
DOLPHINS	310	3611	11.6	69†	21
OPPONENTS	257	3064	11.9	64†	14

INTERCEPTIONS	NO.	YDS.	AVG.	LG	TD
Oliver	5	87	17.4	35	0
Williams	5	82	16.4	42†	1
McKyer	4	40	10.0	21	0
Glenn	2	31	15.5	31†	1
Offerdahl	1	28	28.0	28	0
Hobley	1	15	15.0	15	0
Kumerow	1	5	5.0	5	0
DOLPHINS	19	288	15.2	42†	2
OPPONENTS	12	184	15.3	73	0

PUNTING	NO.	YDS.	AVG.	LG	BK
Roby	72	3022	42.0	62	0
DOLPHINS	72	3022	42.0	62	0
OPPONENTS	75	3001	40.0	63	1

PUNT RET.	NO.	YDS.	AVG.	LG	TD
Martin	26	140	5.4	35	0
Schwedes	9	89	9.9	23	0
Stradford	3	4	1.3	4	0
Williams	1	0	0.0	0	0
DOLPHINS	39	233	6.0	35	0
OPPONENTS	40	397	9.9	36	0

KICKOFF RET.	NO.	YDS.	AVG.	LG	TD
Logan	20	367	18.4	35	0
Higgs	10	210	21.0	30	0
Stradford	3	56	18.7	21	0
Schwedes	2	52	26.0	30	0
Collins	2	30	15.0	30	0
Adams	2	16	8.0	10	0
Paige	1	18	18.0	18	0
Kinchen	1	16	16.0	16	0
Sims	1	9	9.0	9	0
Graf	1	6	6.0	6	0
DOLPHINS	43	780	18.1	35	0
OPPONENTS	53	1092	20.6	38	0

SCORING	Ru	Pa	Rt	PAT	FG	S	PT
Stoyanovich ..	0	0	0	37/37	21/25	0	100
Smith	8	1	0	0	0	0	54
Paige	2	4	0	0	0	0	36
Duper	0	5	0	0	0	0	30
Clayton	0	3	0	0	0	0	18
Pruitt	0	3	0	0	0	0	18
Logan	2	0	0	0	0	0	12
Martin	0	2	0	0	0	0	12
Edmunds	0	1	0	0	0	0	6

Glenn	0	0	1	0	0	0	6
Higgs	0	0	1	0	0	0	6
Jensen	0	1	0	0	0	0	6
Odum	0	0	1	0	0	0	6
Schwedes	0	1	0	0	0	0	6
Sochia	0	0	1	0	0	0	6
Stradford	1	0	0	0	0	0	6
Williams	0	0	1	0	0	0	6
Team	0	0	0	0	0	1	2

DOLPHINS	13	21	53/37	21/25	1	336
OPPONENTS ..	11	14	126/26	20/29	0	242

FIELD GOALS	1-19	20-29	30-39	40-49	50+
Revezl	0/0	4/4	3/4	1/2	0/2
Stoyanovich	2/2	7/8	6/7	4/5	2/3

DOLPHINS	2/2	7/8	6/7	4/5	2/3
OPPONENTS ..	1/1	6/6	4/9	7/8	2/5

SACKS
Cross 11.5, Junior 6.0, Griggs 5.5, Wilson 4.0, Hobley 3.0, Oglesby 2.5, Green 2.0, Williams 2.0, Lee 1.5, J.B. Brown 1.0, Glenn 1.0, Odum 1.0, Offerdahl 1.0, Oliver 1.0, Sochia 1.0, Turner 1.0.
DOLPHINS 45.0, OPPONENTS 16.0

USUAL STARTERS	
OFFENSE	
WR	Mark Duper (15)
LT	*Richmond Webb (16)
LG	*Keith Sims (13)
C	Jeff Ulhenhake (16)
RG	Harry Galbreath (16)
RT	Mark Dennis (16)
TE	Ferrell Edmunds (16)
WR	Mark Clayton (10)
QB	Dan Marino (16)
RB	Sammie Smith (16)
FB	Tony Paige (13)

DEFENSE	
LDE	T.J. Turner (12)
NT	Shawn Lee (10)
RDE	Jeff Cross (16)
LOLB	David Griggs (16)
LILB	John Offerdahl (16)
RILB	Cliff Odum (16)
ROLB	Hugh Green (16)
LCB	Tim McKyer (16)
RCB	J.B. Brown (16)
SS	Jarvis Williams (16)
FS	Louis Oliver (16)

boldface indicates Pro Bowl performer
* indicates rookie

PASSING	ATT.	COMP.	YDS.	PCT.	TD	INT.	LG	SCK/LST	RATING
Marino	531	306	3563	57.6	21	11	69†	15/90	82.6
Secules	7	3	17	42.9	0	1	8	1/9	10.7
Jensen	1	1	31	100.0	0	0	31	0/0	118.8
DOLPHINS	539	310	3611	57.5	21	12	69†	16/99	81.6
OPPONENTS	462	257	3064	55.6	14	19	64†	45/348	69.0

1991 FINAL STATISTICS (8-8)

DATE	OPPONENT	SCORE	W/L	ATT.
9/1	at Buffalo	31-35	L	80,252
9/8	INDIANAPOLIS	17-6	W	51,155
9/15	at Detroit	13-17	L	56,896
9/22	GREEN BAY	16-13	W	56,583
9/29	at N.Y. Jets	23-41	L	71,170
10/6	at New England	20-10	W	49,749
10/13	at Kansas City	7-42	L	76,021
10/20	HOUSTON	13-17	L	60,705
11/3	at Indianapolis	10-6	W	55,899
11/10	NEW ENGLAND	30-20	W	56,065
11/18	BUFFALO	27-41	L	71,062
11/24	at Chicago	16-13(OT)	W	58,288
12/1	TAMPA BAY	33-14	W	51,036
12/9	CINCINNATI	37-13	W	60,616
12/15	at San Diego	30-38	L	47,731
12/22	N.Y. JETS	20-23(OT)	L	69,636

TEAM STATISTICS	MIA.	OPP.
TOTAL FIRST DOWNS	312	327
By Rushing	91	133
By Passing	205	177
By Penalty	16	17
Third Down: Made/Att.	84/205	103/210
Fourth Down: Made/Att.	10/13	6/10
TOTAL NET YARDS	5241	5406
Average Per Game	327.6	337.6
Total Plays	970	1019
Average Per Play	5.4	5.3
NET YARDS RUSHING	1352	2301
Average Per Game	84.5	143.8
Total Rushes	379	499
NET YARDS PASSING	3889	3105
Average Per Game	243.1	194.1
Tackled/Yards Lost	28/188	35/248
Gross Yards	4077	3353
Attempts/Completions	563/327	485/300
Completion Percentage	58.1	61.9
Had Intercepted	14	12
PUNTS/AVERAGE	57/44.8	65/39.8
PENALTIES/YARDS	62/516	91/684
FUMBLES/BALL LOST	23/14	19/9
TOUCHDOWNS	35	40
By Rushing	8	17
By Passing	26	18
By Returns	1	5

Score By Quarters	1	2	3	4	OT	Total
DOLPHINS	55	119	51	115	3	343
OPPONENTS	65	100	75	106	3	349

RUSHING	NO.	YDS.	AVG.	LG	TD
Higgs	231	905	3.9	24	4
S. Smith	83	297	3.6	18	1
Craver	20	58	2.9	71	1
Marino	27	32	1.2	11	1
Secules	4	30	7.5	12	1
Paige	10	25	2.5	6	0
Logan	4	5	1.3	2	0
DOLPHINS	379	1352	3.6	24	8
OPPONENTS	499	2301	4.6	631	17

RECEIVING	NO.	YDS.	AVG.	LG	TD
Duper	70	1085	15.5	431	5
Clayton	70	1053	15.0	431	12
Paige	57	469	8.2	26	1
Martin	27	434	16.1	54	2
Jensen	21	183	8.7	19	2

PASSING	ATT.	COMP.	YDS.	PCT.	TD	INT.	LG	SKC/LST	RATING
Marino	549	318	3970	57.9	25	13	54	27/182	85.8
Secules	13	8	90	61.5	1	1	17	1/6	75.8
Jensen	1	1	17	100.0	0	0	17	0/0	118.8
DOLPHINS	563	327	4077	58.1	26	14	54	28/188	85.7
OPPONENTS	485	300	3353	61.9	18	12	54t	35/348	84.5

Baty	20	269	13.5	30	1
S. Smith	14	95	6.8	12	0
Edmunds	11	118	10.7	22	2
Higgs	11	80	7.3	13	0
Banks	9	119	13.2	25	1
Craver	8	67	8.4	25	0
Miller	4	49	12.3	15	0
Pruitt	2	30	15.0	24	0
Henry	2	17	8.5	9	0
Sims	1	9	9.0	9	0

DOLPHINS	327	4077	12.5	54	26
OPPONENTS	300	3353	11.2	54t	18

INTERCEPTIONS	NO.	YDS.	AVG.	LG	TD
Oliver	5	80	16.0	37	0
Harden	2	39	19.5	22	0
Lee	1	14	14.0	14	0
Reichenbach	1	2	2.0	2	0
Brown	1	0	0.0	0	0
J. Williams	1	0	0.0	0	0
Odum	1	0	0.0	0	0
DOLPHINS	12	135	11.3	37	0
OPPONENTS	14	217	15.5	83t	2

PUNTING	NO.	YDS.	AVG.	LG	BK
Roby	54	2466	45.7	64	1
Stoyanovich	2	85	42.5	49	0
DOLPHINS	57	2551	44.8	64	1
OPPONENTS	65	2588	39.8	61	2

PUNT RET.	NO.	YDS.	AVG.	LG	TD
Miller	28	248	8.9	32	0
Martin	1	10	10.0	10	0
Junior	1	0	0.0	0	0
DOLPHINS	30	258	8.6	32	0
OPPONENTS	30	332	11.1	39	0

KICKOFF RET.	NO.	YDS.	AVG.	LG	TD
Craver	32	615	19.2	49	0
Logan	12	191	15.9	31	0
Paige	2	31	15.5	16	0
Hill	1	33	33.0	33	0
Henry	1	13	13.0	13	0
J. Williams	1	7	7.0	7	0
Dellenbach	1	0	0.0	0	0
DOLPHINS	50	890	17.8	49	0
OPPONENTS	66	1270	19.2	39	0

SCORING	Ru	Pa	Rt	PAT	FG	S	TP
Stoyanovich	0	0	0	28/29	31/37	0	121
Clayton	0	12	0	0	0	0	72
Duper	0	5	0	0	0	0	30
Higgs	4	0	0	0	0	0	24
Edmunds	0	2	0	0	0	0	12
Jensen	0	2	0	0	0	0	12
Martin	0	2	0	0	0	0	12
Baumann	0	0	0	6/6	2/2	0	12
Banks	0	1	0	0	0	0	6
Baty	0	1	0	0	0	0	6
Craver	1	0	0	0	0	0	6
Klingbeil	0	0	1	0	0	0	6
Marino	1	0	0	0	0	0	6
Paige	0	1	0	0	0	0	6
S. Smith	1	0	0	0	0	0	6
Secules	1	0	0	0	0	0	6
DOLPHINS	8	26	1	34/35	33/39	0	343
OPPONENTS	17	18	5	40/40	23/33	0	349

FIELD GOALS	1-19	20-29	30-39	40-49	50+
Stoyanovich	2/2	8/8	11/12	7/10	3/5
Baumann	0/0	1/1	0/0	1/1	0/0
DOLPHINS	2/2	9/9	11/12	8/11	3/5
OPPONENTS	1/1	9/11	6/7	6/9	1/5

SACKS
Cross 7.0, Griggs 5.5, Junior 5.0, Klingbeil 5.0, Turner 4.0, B. Cox 2.0, Offerdahl 1.5, Gardner 1.0, H. Green 1.0, Harden 1.0, Odom 1.0, TEAM 1.0.

USUAL STARTERS	
OFFENSE	
WR	Mark Duper (16)
LT	Richmond Webb (14)
LG	Keith Sims (12)
C	Jeff Uhlenhake (10)
RG	Harry Galbreath (16)
RT	Mark Dennis (16)
TE	Greg Baty (8)
	Ferrell Edmunds (8)
WR	Mark Clayton (16)
QB	Dan Marino (16)
RB	Mark Higgs (10)
FB	Tony Paige (16)

DEFENSE	
LDE	Alfred Oglesby (8)
	T.J. Turner (8)
NT	Chuck Klingbeil (4)
	Alfred Oglesby (4)
	T.J. Turner (4)
RDE	Jeff Cross (16)
LOLB	David Griggs (16)
LILB	Cliff Odum (15)
RILB	Mike Reichenbach (10)
ROLB	*Bryan Cox (13)
LCB	Vestee Jackson (11)
RCB	J.B. Brown (11)
SS	Bobby Harden (11)
FS	Louis Oliver (16)

boldface indicates Pro Bowl performer
* indicates rookie

1992 FINAL STATISTICS (11-5)

DATE	OPPONENT	SCORE	W/L	ATT.
9/14	at Cleveland	27-23	W	74,765
9/20	L.A. RAMS	26-10	W	55,945
9/27	at Seattle	19-17	W	59,374
10/4	at Buffalo	37-10	W	80,368
10/11	ATLANTA	21-17	W	68,633
10/18	NEW ENGLAND	38-17	W	61,120
10/25	INDIANAPOLIS	20-31	L	61,117
11/1	at N.Y. Jets	14-26	L	69,313
11/8	at Indianapolis	28-0	W	59,892
11/16	BUFFALO	20-26	L	70,629
11/22	HOUSTON	19-16	W	63,597
11/29	at New Orleans	13-24	L	68,591
12/6	at San Francisco	3-27	L	58,474
12/14	L.A. RAIDERS	20-7	W	67,098
12/20	N.Y. JETS	19-17	W	68,275
12/27	at New England	16-13(OT)	W	34,726

TEAM STATISTICS	MIA.	OPP.
TOTAL FIRST DOWNS	316	273
By Rushing	101	92
By Passing	194	168
By Penalty	21	13
Third Down: Made/Att.	78/201	88/217
Fourth Down: Made/Att.	8/16	7/20
TOTAL NET YARDS	5500	4583
Average Per Game	343.8	286.4
Total Plays	998	976
Average Per Play	5.5	4.7
NET YARDS RUSHING	1525	1600
Average Per Game	95.3	100.0
Total Rushes	407	428
NET YARDS PASSING	3975	2983
Average Per Game	248.8	186.4
Tackled/Yards Lost	28/173	36/283
Gross Yards	4148	3266
Attempts/Completions	563/332	512/294
Completion Percentage	59.0	57.4
Had Intercepted	17	18
PUNTS/AVERAGE	61/39.7	74/40.1
PENALTIES/YARDS	86/656	89/679
FUMBLES/BALL LOST	31/17	25/14
TOUCHDOWNS	36	32
By Rushing	9	9
By Passing	24	16
By Returns	3	7

Score By Quarters	1	2	3	4	OT	Total
DOLPHINS	75	85	87	90	3	340
OPPONENTS	49	80	71	81	0	281

RUSHING	NO.	YDS.	AVG.	LG	TD
Higgs	256	915	3.6	23	7
Humphrey	102	471	4.6	21	1
Marino	20	66	3.3	12	0
Parmalee	6	38	6.3	20	0
Paige	7	11	1.6	6	1
Mitchell	8	10	1.3	8	0
Craver	3	9	3.0	8	0
Saxon	4	7	1.8	4	0
Martin	1	-2	-2.0	-2	0
DOLPHINS	407	1525	3.7	23	9
OPPONENTS	428	1600	3.7	40	9

RECEIVING	NO.	YDS.	AVG.	LG	TD
Humphrey	54	507	9.4	26	1
K. Jackson	48	594	12.4	42	5
Paige	48	399	8.3	30	1

PASSING	ATT.	COMP.	YDS.	PCT.	TD	INT.	LG	SCK/LST	RATING
Marino	554	330	4116	59.6	24	16	621	28/173	85.1
Mitchell	8	2	32	25.0	0	1	18	0/0	4.2
Martin	1	0	0	0.0	0	0	0	0/0	39.6
DOLPHINS	563	332	4148	59.0	24	17	621	28/173	83.6
OPPONENTS	512	294	3266	57.4	16	18	60	36/283	72.3

Duper	44	762	17.3	621	7
Clayton	43	619	14.4	441	3
Martin	33	553	16.8	551	2
Banks	22	319	14.5	391	3
Higgs	16	142	8.9	21	0
Edmunds	10	91	9.1	15	1
Saxon	5	41	8.2	14	0
Clark	3	59	19.7	45	0
M. Williams	3	43	14.3	18	0
Baty	3	19	6.3	12	1
DOLPHINS	332	4148	12.5	621	24
OPPONENTS	294	3266	11.1	60	16

INTERCEPTIONS	NO.	YDS.	AVG.	LG	TD
Oliver	5	200	40.0	1031	1
Brown	4	119	29.8	48	1
V. Jackson	3	63	21.0	301	1
Vincent	2	47	23.5	32	0
J. Williams	2	29	14.5	25	0
Alexander	1	0	0.0	0	0
Cox	1	0	0.0	0	0
DOLPHINS	18	458	25.4	1031	3
OPPONENTS	17	446	26.2	1021	4

PUNTING	NO.	YDS.	AVG.	LG	BK
Roby	35	1443	41.2	60	0
Prokop	24	891	37.1	56	0
Stoyanovich	2	90	45.0	48	0
DOLPHINS	61	2424	39.7	60	0
OPPONENTS	74	2971	40.1	59	1

PUNT RET.	NO.	YDS.	AVG.	LG	TD
Miller	24	175	7.3	19	0
Vincent	5	16	3.2	6	0
Martin	1	0	0.0	0	0
J. Williams	1	0	0.0	0	0
DOLPHINS	31	191	6.2	19	0
OPPONENTS	33	382	11.6	841	1

KICKOFF RET.	NO.	YDS.	AVG.	LG	TD
M. Williams	19	328	17.3	28	0
Parmalee	14	289	20.6	32	0
Craver	8	174	21.8	44	0
Paige	2	29	14.5	19	0
Humphrey	1	18	18.0	18	0
DOLPHINS	44	838	19.0	44	0
OPPONENTS	65	1380	21.2	82	0

SCORING	Ru	Pa	Rt	PAT	FG	S	TP
Stoyanovich	0	0	0	34/36	30/37	0	124
Duper	0	7	0	0	0	0	42
Higgs	7	0	0	0	0	0	42
K. Jackson	0	5	0	0	0	0	30
Banks	0	3	0	0	0	0	18
Clayton	0	3	0	0	0	0	18
Humphrey	1	1	0	0	0	0	12
Martin	0	2	0	0	0	0	12
Paige	1	1	0	0	0	0	12
Baty	0	1	0	0	0	0	6
Brown	0	0	1	0	0	0	6
Edmunds	0	1	0	0	0	0	6
V. Jackson	0	0	1	0	0	0	6
Oliver	0	0	1	0	0	0	6
DOLPHINS	9	24	3	34/36	30/37	0	340
OPPONENTS	9	16	7	30/32	19/26	1	281

FIELD GOALS	1-19	20-29	30-39	40-49	50+
Stoyanovich	0/0	9/9	14/16	4/4	3/8
DOLPHINS	0/0	9/9	14/16	4/4	3/8
OPPONENTS	2/2	8/8	4/5	3/8	2/3

SACKS	Cox	14.0	Coleman	6.0	Cross	5.0	Griggs	3.0
	Hobley	2.0	Offerdahl	1.5	Webster	1.5	Briggs	1.0
		1.0	Hollier	1.0	Klingbeil	1.0		
DOLPHINS 36.0, OPPONENTS 28.0								

USUAL STARTERS	OFFENSE
WR	Mark Duper (16)
LT	Richmond Webb (16)
LG	Keith Sims (16)
C	Jeff Uhlenhake (13)
RG	Harry Galbreath (16)
RT	Jeff Dellenbach (8)
	Mark Dennis (8)
TE	Keith Jackson (11)
WR	Mark Clayton (13)
QB	Dan Marino (16)
RB	Mark Higgs (15)
FB	Tony Paige (16)

DEFENSE	LDE
	Jeff Cross (7)
	David Griggs (4)
	T.J. Turner (4)
NT	Chuck Klingbeil (13)
RDE	Jeff Cross (7)
	*Marco Coleman (7)
LOLB	*Marco Coleman (7)
	David Griggs (4)
LILB	John Grimsley (11)
RILB	John Offerdahl (8)
	*Dwight Hollier (4)
ROLB	Bryan Cox (16)
LCB	*Troy Vincent (11)
RCB	J.B. Brown (14)
SS	Jarvis Williams (10)
FS	Louis Oliver (16)

boldface indicates Pro Bowl performer
* indicates rookie

1993 FINAL STATISTICS (9-7)

DATE	OPPONENT	SCORE	W/L	ATT.
9/5	at Indianapolis	24-20	W	51,858
9/12	N.Y. JETS	14-24	L	70,314
9/26	at Buffalo	22-13	W	79,635
10/4	WASHINGTON	17-10	W	68,568
10/10	at Cleveland	24-14	W	78,138
10/24	INDIANAPOLIS	41-27	W	57,301
10/31	KANSAS CITY	30-10	W	67,765
11/7	at N.Y. Jets	10-27	L	71,306
11/14	at Philadelphia	19-14	W	64,213
11/21	NEW ENGLAND	17-13	W	59,982
11/25	at Dallas	16-14	W	60,198
12/5	N.Y. GIANTS	14-19	L	72,161
12/13	PITTSBURGH	20-21	L	70,232
12/19	BUFFALO	34-47	L	71,597
12/27	at San Diego	20-45	L	60,311
1/2	at New England	27-33(OT)	L	53,883

TEAM STATISTICS	MIA.	OPP.
TOTAL FIRST DOWNS	309	332
By Rushing	85	103
By Passing	207	205
By Penalty	17	24
Third Down: Made/Att.	100/218	103/229
Fourth Down: Made/Att.	8/17	3/10
TOTAL NET YARDS	5812	5150
Average Per Game	363.3	321.9
Total Plays	1030	1061
Average Per Play	5.6	4.9
NET YARDS RUSHING	1459	1665
Average Per Game	91.2	104.1
Total Rushes	419	460
NET YARDS PASSING	4353	3485
Average Per Game	272.1	217.8
Tackled/Yards Lost	30/211	29/197
Gross Yards	4564	3682
Attempts/Completions	581/342	572/350
Completion Percentage	58.9	61.2
Had Intercepted	18	13
PUNTS/AVERAGE	58/39.7	76/41.3
PENALTIES/YARDS	81/663	92/650
FUMBLES/BALL LOST	32/16	30/14
TOUCHDOWNS	40	43
By Rushing	10	12
By Passing	27	26
By Returns	3	5

Score By Quarters	1	2	3	4	OT	Total
DOLPHINS	100	76	85	88	0	349
OPPONENTS	56	126	71	92	6	351

RUSHING	NO.	YDS.	AVG.	LG	TD
Higgs	186	693	3.7	31	3
Kirby	119	390	3.3	20	3
Byars	64	269	4.2	77	3
Mitchell	21	89	4.2	32	0
Parmalee	4	16	4.0	12	0
Saxon	5	13	2.6	9	0
Martin	1	6	6.0	6	0
Pederson	2	-1	-0.5	0	0
DeBerg	4	-4	-1.0	-1	0
Fryar	3	-4	-1.3	2	0
Marino	9	-4	-0.4	4	1
McDuffie	1	-4	-4.0	-4	0
DOLPHINS	419	1459	3.5	77	10
OPPONENTS	460	1665	3.6	65	12

RECEIVING	NO.	YDS.	AVG.	LG	TD
Kirby	75	874	11.7	47	3
Fryar	64	1010	15.8	65	5
Byars	61	613	10.0	27	3
Ingram	44	707	16.1	77	6
K. Jackson	39	613	15.7	57	6
Martin	20	347	17.4	80	3
McDuffie	19	197	10.4	18	0
Higgs	10	72	7.2	15	0
Baty	5	78	15.6	32	1
Miller	2	15	7.5	8	0
Banks	1	26	26.0	26	0
M. Williams	1	11	11.0	11	0
Parmalee	1	1	1.0	1	0
DOLPHINS	342	4564	13.3	80	27
OPPONENTS	350	3682	10.5	54	26

INTERCEPTIONS	NO.	YDS.	AVG.	LG	TD
Brown	5	43	8.6	29	0
Oliver	2	60	30.0	56	1
Vincent	2	29	14.5	23	0
Green	2	0	0.0	0	0
Cox	1	26	26.0	26	0
Hobley	1	17	17.0	17	0
DOLPHINS	13	175	13.5	56	1
OPPONENTS	18	329	18.3	97	2

PUNTING	NO.	YDS.	AVG.	LG	BK
Hatcher	58	2304	39.7	56	0
DOLPHINS	58	2304	39.7	56	0
OPPONENTS	76	3135	41.3	60	1

PUNT RET.	NO.	YDS.	AVG.	LG	TD
McDuffie	28	317	11.3	72	2
Vincent	0	9	-	9	0
DOLPHINS	28	326	11.6	72	2
OPPONENTS	32	359	11.2	64	1

KICKOFF RET.	NO.	YDS.	AVG.	LG	TD
McDuffie	32	755	23.6	48	0
M. Williams	8	180	22.5	39	0
Kirby	4	85	21.3	26	0
Miller	2	22	11.0	16	0
Fryar	1	10	10.0	10	0
Baty	1	7	7.0	7	0
Saxon	1	7	7.0	7	0
Vincent	0	2	-	2	0
DOLPHINS	49	1068	21.8	48	0
OPPONENTS	62	1239	20.0	40	0

SCORING	Ru	Pa	Rt	PAT	FG	S	TP
Stoyanovich	0	0	0	37/37	24/32	0	109
Byars	3	3	0	0	0	0	36
Ingram	0	6	0	0	0	0	36
K. Jackson	0	6	0	0	0	0	36
Kirby	3	3	0	0	0	0	36
Fryar	0	5	0	0	0	0	30
Higgs	3	0	0	0	0	0	18
Martin	0	3	0	0	0	0	18
McDuffie	0	0	2	0	0	0	12
Baty	0	1	0	0	0	0	6
Marino	1	0	0	0	0	0	6
Oliver	0	0	1	0	0	0	6
DOLPHINS	10	27	3	37/40	24/32	0	349
OPPONENTS	12	26	5	40/42	17/27	1	351

FIELD GOALS	1-19	20-29	30-39	40-49	50+
Stoyanovich	2/2	9/10	7/11	4/7	2/2
DOLPHINS	2/2	9/10	7/11	4/7	2/2
OPPONENTS	0/0	3/4	8/11	5/10	1/2

SACKS

Cross	10.5,	Coleman	5.5,	Cox	5.0,	Hunter	3.0,
Veasey	2.0,	Klingbeil	1.5,	Alexander	1.0,	Griggs	0.5

DOLPHINS 29.0, OPPONENTS 30.0

USUAL STARTERS

OFFENSE

WR	Irving Fryar (16)
LT	Richmond Webb (16)
LG	Keith Sims (16)
C	Jeff Dellenbach (11)
RG	Bert Weidner (11)
RT	Ron Heller (16)
TE	Keith Jackson (15)
WR	Mark Ingram (16)
QB	Scott Mitchell (7)
	Dan Marino (5)
	Steve DeBerg (4)
RB	Mark Higgs (8)
	*Terry Kirby (8)
FB	Keith Byars (16)

DEFENSE

LDE	Jeff Cross (16)
DT	Larry Webster (9)
	Mike Golic (7)
NT	Chuck Klingbeil (16)
RDE	Marco Coleman (15)
LLB	John Grimsley (9)
	Dwight Hollier (4)
MLB	John Offerdahl (8)
	Dwight Hollier (6)
RLB	Bryan Cox (15)
LCB	Troy Vincent (13)
RCB	J.B. Brown (16)
SS	Jarvis Williams (14)
FS	Louis Oliver (11)

boldface indicates Pro Bowl performer
* indicates rookie

PASSING	ATT.	COMP.	YDS.	PCT.	TD	INT.	LG	SCK/LST	RATING
Mitchell	233	133	1773	57.1	12	8	77	7/49	84.2
DeBerg	188	113	1521	60.1	6	7	47	15/116	81.0
Marino	150	91	1218	60.7	8	3	80	7/42	95.9
Pederson	8	4	41	50.0	0	0	12	1/4	65.1
Byars	2	1	11	50.0	1	0	11	0/0	106.3
DOLPHINS	581	342	4564	58.9	27	18	80	30/211	86.4
OPPONENTS	572	350	3682	61.2	26	13	54	29/197	85.6

1994 FINAL STATISTICS (10-6)

DATE	OPPONENT	SCORE	W/L	ATT.
9/4	NEW ENGLAND	39-35	W	71,023
9/11	at Green Bay	24-14	W	55,011
9/18	N.Y. JETS	28-14	W	68,977
9/25	at Minnesota	35-38	L	64,035
10/2	at Cincinnati	23-7	W	55,056
10/9	Buffalo	11-21	L	79,491
10/16	L.A. RAIDERS	20-17(OT)	W	70,112
10/30	at New England	23-3	W	59,167
11/6	INDIANAPOLIS	22-21	W	71,158
11/13	CHICAGO	14-17	L	64,871
11/20	at Pittsburgh	13-16(OT)	L	59,148
11/27	at N.Y. Jets	28-24	W	75,606
12/4	BUFFALO	31-42	L	69,358
12/12	KANSAS CITY	45-28	W	71,578
12/18	at Indianapolis	6-10	L	58,867
12/25	DETROIT	27-20	W	70,980

TEAM STATISTICS	MIA.	OPP.
TOTAL FIRST DOWNS	344	305
By Rushing	109	85
By Passing	220	195
By Penalty	15	25
Third Down: Made/Att.	101/219	76/197
Fourth Down: Made/Att.	17/25	8/22
TOTAL NET YARDS	6078	5224
Average Per Game	379.9	326.5
Total Plays	1078	1000
Average Per Play	5.6	5.2
NET YARDS RUSHING	1658	1430
Average Per Game	103.6	89.4
Total Rushes	433	394
NET YARDS PASSING	4420	3794
Average Per Game	276.3	237.1
Tackled/Yards Lost.	18/113	29/160
Gross Yards	4533	3954
Attempts/Completions	627/392	577/334
Completion Percentage	62.5	57.9
Had Intercepted	18	23
PUNTS/AVERAGE	60/40.2	68/41.7
PENALTIES/YARDS	92/747	82/653
FUMBLES/BALL LOST	28/14	29/9
TOUCHDOWNS	45	42
By Rushing	13	14
By Passing	31	23
By Returns	1	5

Score By Quarters	1	2	3	4	OT	Total
DOLPHINS	22	135	105	124	3	389
OPPONENTS	85	52	87	100	3	327

RUSHING	NO.	YDS.	AVG.	LG	TD
Parmalee	216	868	4.0	47	6
Spikes	70	312	4.5	40	2
Kirby	60	233	3.9	30	2
Higgs	19	68	3.6	21	0
Byars	19	64	3.4	12	2
Craver	6	43	7.2	19	0
McDuffie	5	32	6.4	12	0
Kosar	1	17	17.0	17	0
Saxon	8	16	2.0	7	0
Gary	7	11	1.6	4	0
Marino	22	-6	-0.3	10	1
DOLPHINS	433	1658	3.8	47	13
OPPONENTS	394	1430	3.6	45	14

RECEIVING	NO.	YDS.	AVG.	LG	TD
Fryar	73	1270	17.4	54	7
K. Jackson	59	673	11.4	35	7

Byars	49	418	8.5	34	5
Ingram	44	506	11.5	64	6
McDuffie	37	488	13.2	30	3
Parmalee	34	249	7.3	22	1
Saxon	27	151	5.6	25	0
Craver	24	237	9.9	28	0
M. Williams	15	221	14.7	29	0
Kirby	14	154	11.0	26	0
Miller	6	94	15.7	27	1
Spikes	4	16	4.0	9	0
R. Williams	2	26	13.0	17	0
Gary	2	19	9.5	11	0
Baty	2	11	5.5	8	1
DOLPHINS	392	4533	11.6	64	31
OPPONENTS	334	3954	11.8	83	23

INTERCEPTIONS	NO.	YDS.	AVG.	LG	TD
Vincent	5	113	22.6	58	1
Brown	3	82	27.3	38	0
Atkins	3	24	8.0	18	0
Stewart	3	11	3.7	11	0
Braxton	2	3	1.5	3	0
Beavers	2	0	0.0	0	0
Hollier	1	36	36.0	36	0
Veasey	1	7	7.0	7	0
Cross	1	0	0.0	0	0
Malone	1	0	0.0	0	0
Oliver	1	0	0.0	0	0
DOLPHINS	23	276	12.0	76	1
OPPONENTS	18	190	10.6	28	1

PUNTING	NO.	YDS.	AVG.	LG	BK
Arnold	46	1810	39.3	53	0
Kidd	14	602	43.0	58	0
DOLPHINS	60	2412	40.2	58	0
OPPONENTS	68	2834	41.7	64	0

PUNT RET.	NO.	YDS.	AVG.	LG	TD
McDuffie	32	228	7.1	26	0
Miller	1	13	13.0	13	0
DOLPHINS	33	241	7.3	26	0
OPPONENTS	32	324	10.1	75	1

KICKOFF RET.	NO.	YDS.	AVG.	LG	TD
McDuffie	36	767	21.3	46	0
Spikes	19	434	22.8	34	0
R. Williams	2	25	12.5	15	0
M. Williams	2	9	4.5	9	0
Parmalee	2	0	0.0	0	0
Braxton	1	34	34.0	34	0
Miller	1	13	13.0	13	0
Saxon	1	12	12.0	12	0
Baty	1	0	0.0	0	0
Ingram	1	0	0.0	0	0
DOLPHINS	66	1294	19.6	46	0
OPPONENTS	74	1549	20.9	93	2

SCORING	Ru	Pa	Rt	PAT	FG	S	2	TP
Stoyanovich	0	0	0	35/35	24/31	0	0	107
Fryar	0	7	0	0	0	0	2	46
K. Jackson	0	7	0	0	0	0	1	44
Parmalee	6	1	0	0	0	0	1	44
Byars	2	5	0	0	0	0	0	42
Ingram	0	6	0	0	0	0	0	36
McDuffie	0	3	0	0	0	0	0	18
Kirby	2	0	0	0	0	0	0	14
Spikes	2	0	0	0	0	0	0	12
Baty	0	1	0	0	0	0	0	6

Marino	1	0	0	0	0	0	0	6
Miller	0	1	0	0	0	0	0	6
Vincent	0	0	1	0	0	0	0	6
Craver	0	0	0	0	0	0	1	2

DOLPHINS	13	31	1	35/35	24/31	0	5	389
OPPONENTS	14	23	5	40/40	11/18	0	1	351

FIELD GOALS	1-19	20-29	30-39	40-49	50+
Stoyanovich	1/1	8/8	6/10	8/10	1/2
DOLPHINS	1/1	8/8	6/10	8/10	1/2
OPPONENTS	3/3	1/1	3/4	4/8	0/2

TWO-POINT CONVERSIONS
Fryar 2, Craver 1, K. Jackson 1, Kirby 1, Parmalee 1

DOLPHINS 6-10, OPPONENTS 1-2

SACKS
Cross 9.5, Coleman 6.0, Bowens 3.0, Cox 3.0, Veasey 2.5, Singleton 2.0, Atkins 1.0, Smith 1.0, TEAM 1.0.

DOLPHINS 29.0, OPPONENTS 18.0

USUAL STARTERS
OFFENSE
WR Irving Fryar (16)
LT Richmond Webb (16)
LG Keith Sims (16)
C Jeff Dellenbach (16)
RT Bert Weidner (14)
RG Ron Heller (16)
TE Keith Jackson (16)
WR Mark Ingram (13)
QB Dan Marino (16)
RB Bernie Parmalee (10)
FB Keith Byars (9)
James Saxon (7)

DEFENSE
LDE Jeff Cross (10)
DT *Tim Bowens (15)
NT Chuck Klingbeil (15)
RDE Marco Coleman (16)
LLB Chris Singleton (11)
MLB Bryan Cox (15)
RLB Dwight Hollier (6)
..... *Aubrey Beavers (6)
LCB Troy Vincent (12)
RCB J.B. Brown (16)
SS Michael Stewart (16)
FS Gene Atkins (15)

boldface indicates Pro Bowl performer
* indicates rookie

PASSING	ATT.	COMP.	YDS.	PCT.	TD	INT.	LG	SCK/LST	RATING
Marino	615	385	4453	62.6	30	17	64	18/113	89.2
Kosar	12	7	80	58.3	1	1	22	0/0	71.5
DOLPHINS	627	392	4533	62.5	31	18	64	18/113	88.8
OPPONENTS	577	334	3954	57.9	23	23	83	29/160	75.6

1995 FINAL STATISTICS (9-7)

DATE	OPPONENT	SCORE	W/L	ATT.
9/3	N.Y. JETS	52-14	W	71,317
9/10	at New England	20-3	W	60,239
9/18	PITTSBURGH	23-10	W	72,874
10/1	at Cincinnati	26-23	W	52,671
10/8	INDIANAPOLIS	24-27(OT)	L	68,471
10/15	at New Orleans	30-33	L	55,628
10/22	at N.Y. Jets	16-17	L	67,228
10/29	BUFFALO	23-6	W	71,060
11/5	at San Diego	24-14	W	61,996
11/12	NEW ENGLAND	17-34	L	70,399
11/20	SAN FRANCISCO	20-44	L	73,080
11/26	at Indianapolis	28-36	L	60,414
12/3	ATLANTA	21-20	W	63,395
12/11	KANSAS CITY	13-6	W	70,321
12/17	at Buffalo	20-23	L	79,531
12/24	at St. Louis	41-22	W	63,876

TEAM STATISTICS	MIA.	OPP.
TOTAL FIRST DOWNS.....	345	309
By Rushing.....	98	93
By Passing.....	225	192
By Penalty.....	22	24
Third Down: Made/Att.....	96/209	68/199
Fourth Down: Made/Att.....	10/13	15/32
TOTAL NET YARDS.....	5716	5244
Average Per Game.....	357.3	327.8
Total Plays.....	1034	1000
Average Per Play.....	5.5	5.2
NET YARDS RUSHING.....	1506	1675
Average Per Game.....	94.1	104.7
Total Rushes.....	413	415
NET YARDS PASSING.....	4210	3569
Average Per Game.....	263.1	223.1
Tackled/Yards Lost.....	29/188	29/187
Gross Yards.....	4398	3756
Attempts/Completions.....	592/384	556/327
Completion Percentage.....	64.9	58.8
Had Intercepted.....	20	14
PUNTS/AVERAGE.....	57/42.7	59/41.0
PENALTIES/YARDS.....	110/907	82/739
FUMBLES/BALL LOST.....	24/12	30/16
TOUCHDOWNS.....	46	38
By Rushing.....	16	7
By Passing.....	28	30
By Returns.....	2	1

Score By Quarters	1	2	3	4	OT	Total
DOLPHINS.....	62	137	93	106	0	398
OPPONENTS.....	44	105	95	85	3	332

RUSHING	NO.	YDS.	AVG.	LG	TD
Parmalee.....	236	878	3.7	40	9
Kirby.....	108	414	3.8	38	4
Spikes.....	32	126	3.9	17	1
Byars.....	15	44	2.9	15	1
Kosar.....	7	19	2.7	14	1
Marino.....	11	14	1.3	12	0
McDuffie.....	3	6	2.0	11	0
Wilson.....	1	5	5.0	5	0
DOLPHINS.....	413	1506	3.6	40	16
OPPONENTS.....	415	1675	4.0	44	7

RECEIVING	NO.	YDS.	AVG.	LG	TD
Kirby.....	66	618	9.4	46	3
Fryar.....	62	910	14.7	67	8
McDuffie.....	62	819	13.2	48	8

Byars.....	51	362	7.1	26	2
Green.....	43	499	11.6	31	3
Parmalee.....	39	345	8.8	35	1
Clark.....	37	525	14.2	42	2
R. Hill.....	12	260	21.7	58	0
Spikes.....	5	18	3.6	13	1
R. Williams.....	3	28	9.3	13	0
M. Williams.....	2	17	8.5	15	0
Wilson.....	1	3	3.0	3	0
Marino.....	1	-6	-6.0	-6	0

DOLPHINS.....	384	4398	11.5	67	28
OPPONENTS.....	327	3756	11.5	50	30

INTERCEPTIONS	NO.	YDS.	AVG.	LG	TD
Vincent.....	5	95	19.0	69	1
Brown.....	2	20	10.0	20	0
Jackson.....	1	23	23.0	23	0
Cox.....	1	12	12.0	12	0
Beavers.....	1	8	8.0	8	0
Singleton.....	1	3	3.0	3	0
Atkins.....	1	0	0.0	0	0
Buckley.....	1	0	0.0	0	0
Stewart.....	1	0	0.0	0	0

DOLPHINS.....	14	161	11.5	69	1
OPPONENTS.....	20	210	10.5	45	0

PUNTING	NO.	YDS.	AVG.	LG	BK
Kidd.....	57	2433	42.7	56	0
DOLPHINS.....	57	2433	42.7	56	0
OPPONENTS.....	59	2420	41.0	61	0

PUNT RET.	NO.	YDS.	AVG.	LG	TD
McDuffie.....	24	163	6.8	24	0
DOLPHINS.....	24	163	6.8	24	0
OPPONENTS.....	35	265	7.6	27	0

KICKOFF RET.	NO.	YDS.	AVG.	LG	TD
McDuffie.....	23	564	24.5	47	0
Spikes.....	18	378	21.0	55	0
R. Hill.....	12	287	23.9	33	0
R. Williams.....	2	20	10.0	12	0
S. Hill.....	1	38	38.0	38	0
Dar Dar.....	1	22	22.0	22	0
Buckley.....	1	16	16.0	16	0
Miner.....	1	13	13.0	13	0
DOLPHINS.....	59	1338	22.7	55	0
OPPONENTS.....	85	1782	21.0	62	0

SCORING	Ru	Pa	Rt	PAT	FG	S	2	TP
Stoyanovich.....	0	0	0	37/37	27/34	0	0	118
Parmalee.....	9	1	0	0	0	0	0	60
McDuffie.....	0	8	0	0	0	0	1	50
Fryar.....	0	8	0	0	0	0	0	48
Kirby.....	4	3	0	0	0	0	0	42
Green.....	0	3	0	0	0	0	1	20
Byars.....	1	2	0	0	0	0	0	18
Clark.....	0	2	0	0	0	0	0	12
Spikes.....	1	1	0	0	0	0	0	12
Johnson.....	0	0	1	0	0	0	0	6
Kosar.....	1	0	0	0	0	0	0	6
Vincent.....	0	0	1	0	0	0	0	6
DOLPHINS.....	16	28	2	37/37	27/34	0	2	398
OPPONENTS.....	7	30	1	31/33	23/31	1	1	332

FIELD GOALS	1-19	20-29	30-39	40-49	50+
Stoyanovich.....	1/1	7/9	11/12	6/7	2/5
DOLPHINS.....	1/1	7/9	11/12	6/7	2/5
OPPONENTS.....	0/1	10/11	8/9	3/6	2/4

TWO-POINT CONVERSIONS
Green 1, McDuffie 1
DOLPHINS 2-9, OPPONENTS 1-5

SACKS
Cox 7.5, Coleman 6.5, Cross 6.0, T. Armstrong 4.5, Bowers 2.0, Emtman 1.0, Singleton 1.0, Foxx 0.5
DOLPHINS 29.0, OPPONENTS 29.0

USUAL STARTERS	
OFFENSE	
WR	Irving Fryar (16)
LT	Richmond Webb (16)
LG	Keith Sims (16)
C	Tim Ruddy (16)
RG	Chris Gray (10)
RT	*Billy Milner (9)
	Ron Heller (7)
TE	Eric Green (14)
WR	O.J. McDuffie (16)
QB	Dan Marino (14)
RB	Bernie Parmalee (12)
FB	Keith Byars (16)

DEFENSE	
LDE	Jeff Cross (16)
DT	Tim Bowers (16)
NT	Chuck Klingbeil (15)
RDE	Marco Coleman (16)
LLB	Chris Singleton (15)
MLB	Bryan Cox (16)
RLB	Dwight Hollier (14)
LCB	Troy Vincent (16)
RCB	J.B. Brown (12)
SS	Michael Stewart (16)
FS	Gene Atkins (11)

boldface indicates Pro Bowl performer
* indicates rookie

PASSING	ATT.	COMP.	YDS.	PCT.	TD	INT.	LG	SCK/LST	RATING
Marino.....	482	309	3668	64.1	24	15	67	22/153	90.8
Kosar.....	108	74	699	68.5	3	5	31	6/28	76.1
Kirby.....	1	1	31	100.0	1	0	31	0/0	158.3
McGwire.....	1	0	0	0.0	0	0	0	1/7	39.6
DOLPHINS.....	592	384	4398	64.9	28	20	67	29/188	88.8
OPPONENTS.....	556	327	3756	58.8	30	14	50	29/187	86.7

1996 FINAL STATISTICS (8-8)

DATE	OPPONENT	SCORE	W/L	ATT.
9/1	NEW ENGLAND	24-10	W	71,542
9/8	at Arizona	38-10	W	55,444
9/15	N.Y. JETS	36-27	W	68,137
9/23	at Indianapolis	6-10	L	60,891
10/6	SEATTLE	15-22	L	59,939
10/13	at Buffalo	21-7	W	64,942
10/20	at Philadelphia	28-35	L	66,240
10/27	DALLAS	10-29	L	75,283
11/3	at New England	23-42	L	58,942
11/10	INDIANAPOLIS	37-13	W	66,623
11/17	at Houston	23-20	W	47,358
11/25	PITTSBURGH	17-24	L	73,489
12/1	at Oakland	7-17	L	50,591
12/8	N.Y. GIANTS	7-17	L	63,889
12/16	BUFFALO	16-14	W	67,016
12/22	at N.Y. Jets	31-28	W	47,271

TEAM STATISTICS	MIA.	OPP.
TOTAL FIRST DOWNS.....	294	306
By Rushing.....	92	91
By Passing.....	173	191
By Penalty.....	29	24
Third Down: Made/Att.....	89/221	65/193
Fourth Down: Made/Att.....	8/19	11/24
TOTAL NET YARDS.....	5165	5191
Average Per Game.....	322.8	324.4
Total Plays.....	1000	987
NET YARDS RUSHING.....	1622	1536
Average Per Game.....	101.4	96.0
Total Rushes.....	460	411
NET YARDS PASSING.....	3543	3655
Average Per Game.....	221.4	228.4
Tackled/Yards Lost.....	36/240	37/233
Gross Yards.....	3783	3888
Attempts/Completions.....	504/300	539/337
Completion Percentage	59.5	62.5
Had Intercepted.....	11	20
PUNTS/AVERAGE.....	78/46.3	75/43.8
PENALTIES/YARDS.....	111/852	98/786
FUMBLES/BALL LOST.....	31/13	29/16
TOUCHDOWNS.....	41	41
By Rushing.....	14	10
By Passing.....	22	29
By Returns.....	5	2

Score By Quarters	1	2	3	4	OT	Total
DOLPHINS.....	57	120	84	78	0	339
OPPONENTS.....	72	89	71	93	0	325

RUSHING	NO.	YDS.	AVG.	LG	TD
Abdul-Jabbar..	307	1116	3.6	29	11
Spikes.....	87	316	3.6	49	3
Parmalee.....	25	80	3.2	17	0
McPhail.....	6	28	4.7	10	0
Pritchett.....	7	27	3.9	16	0
Izzo.....	1	26	26.0	26	0
Erickson.....	11	16	1.5	12	0
McDuffie.....	2	7	3.5	7	0
Kosar.....	1	6	6.0	6	0
Kidd.....	1	3	3.0	3	0
R. Wilson.....	1	0	0.0	0	0
Marino.....	11	-3	-0.3	7	0
DOLPHINS....	460	1622	3.5	49	14
OPPONENTS....	411	1536	3.7	49	10

RECEIVING	NO.	YDS.	AVG.	LG	TD
McDuffie.....	74	918	12.4	36	8
Barnett.....	36	562	15.6	66	3
Pritchett.....	33	354	10.7	74	2
Drayton.....	26	320	12.3	51	0
Abdul-Jabbar..	23	139	6.0	23	0
R. Hill.....	21	409	19.5	61	4
Parmalee.....	21	189	9.0	17	0
McPhail.....	20	282	14.1	52	0
L. Thomas.....	10	166	16.6	34	1
Miller.....	9	116	12.9	22	0
Spikes.....	8	81	10.1	19	1
Jordan.....	7	152	21.7	43	0
Byars.....	5	40	8.0	16	0
Carolan.....	4	48	12.0	21	1
R. Wilson.....	2	5	2.5	31	1
Wainright.....	1	2	2.0	21	1
DOLPHINS....	300	3783	12.6	74	22
OPPONENTS....	337	3888	11.5	84	29

INTERCEPTIONS	NO.	YDS.	AVG.	LG	TD
Buckley.....	6	164	27.3	91	1
Oliver.....	3	110	36.7	60	0
Jackson.....	3	82	27.3	61	1
Z. Thomas.....	3	64	21.3	27	1
Wooden.....	2	15	7.5	15	0
J.B. Brown.....	1	29	29.0	29	0
Hollier.....	1	11	11.0	11	0
S. Hill.....	1	0	0.0	0	0
DOLPHINS....	20	475	23.8	91	3
OPPONENTS....	11	256	23.3	100	1

PUNTING	NO.	YDS.	AVG.	LG	BK
Kidd.....	78	3611	46.3	63	0
DOLPHINS....	78	3611	46.3	63	0
OPPONENTS....	75	3283	43.8	80	2

PUNT RET.	NO.	YDS.	AVG.	LG	TD
McDuffie.....	22	212	9.6	19	0
Buckley.....	3	24	8.0	13	0
Miller.....	1	15	15.0	15	0
DOLPHINS....	26	251	9.7	19	0
OPPONENTS....	48	368	7.7	26	0

KICKOFF RET.	NO.	YDS.	AVG.	LG	TD
Spikes.....	28	681	24.3	59	0
McPhail.....	15	335	22.3	40	0
Dar Dar.....	7	132	18.9	25	0
Jordan.....	4	81	20.3	22	0
R. Hill.....	2	4	2.0	4	0
Buckley.....	1	48	48.0	48	0
Z. Thomas.....	1	17	17.0	17	0
R. Wilson.....	1	12	12.0	12	0
Wainright.....	1	10	10.0	10	0
DOLPHINS....	60	1320	22.0	59	0
OPPONENTS....	48	1058	22.0	54	0

SCORING	Ru	Pa	Rt	PAT	FG	S	2	TP
Nedney.....	0	0	0	36/36	18/29	0	0	89
Abdul-Jabbar..	11	0	0	0	0	0	0	66
McDuffie.....	0	8	0	0	0	0	0	48
R. Hill.....	0	4	0	0	0	0	0	24
Spikes.....	3	1	0	0	0	0	0	24
Barnett.....	0	3	0	0	0	0	0	18
Pritchett.....	0	2	0	0	0	0	0	12
Buckley.....	0	0	1	0	0	0	0	6

Carolan.....	0	1	0	0	0	0	0	6
S. Hill.....	0	0	1	0	0	0	0	6
Jackson.....	0	0	1	0	0	0	0	6
Miller.....	0	0	1	0	0	0	0	6
L. Thomas.....	0	1	0	0	0	0	0	6
Z. Thomas.....	0	0	1	0	0	0	0	6
Wainright.....	0	1	0	0	0	0	0	6
R. Wilson.....	0	1	0	0	0	0	0	6
Drayton.....	0	0	0	0	0	0	1	2

DOLPHINS	14	22	5	35/36	18/29	1	1	339
OPPONENTS	10	29	2	38/39	13/17	0	1	325

FIELD GOALS	1-19	20-29	30-39	40-49	50+
Nedney.....	1/1	7/7	7/11	3/8	0/2
DOLPHINS....	1/1	7/7	7/11	3/8	0/2
OPPONENTS....	1/1	5/6	5/5	2/5	0/0

TWO-POINT CONVERSIONS
Drayton 1
DOLPHINS 1-5, OPPONENTS 1-2

SACKS
Armstrong 12.0, Stubbs 9.0, Bowers 3.0, Burton 3.0, Emmitt 2.0, Z. Thomas 2.0, Jackson 1.5, Bailey 1.0, Gardener 1.0, S. Hill 1.0, Hollier 1.0, Hand 0.5
DOLPHINS 37.0, OPPONENTS 36.0

USUAL STARTERS
OFFENSE
WR..... Fred Barnett (7)
Randal Hill (5)
Lamar Thomas (3)
LT..... Richmond Webb (16)
LG..... Keith Sims (15)
C..... Tim Ruddy (16)
RG..... Chris Gray (11)
RT..... James Brown (16)
TE..... Troy Drayton (10)
WR..... O.J. McDuffie (16)
QB..... Dan Marino (13)
RB..... *Karim Abdul-Jabbar (14)
FB..... *Stanley Pritchett (16)

DEFENSE
LDE..... Trace Armstrong (9)
*Shane Burton (6)
LDT..... *Daryl Gardener (12)
RDT..... Tim Bowers (16)
RDE..... Daniel Stubbs (14)
LLB..... Dwight Hollier (15)
MLB..... *Zach Thomas (16)
RLB..... Chris Singleton (13)
LCB..... Terrell Buckley (16)
RCB..... Calvin Jackson (15)
SS..... Louis Oliver (12)
FS..... *Shawn Wooden (7)
Gene Atkins (5)
Sean Hill (4)

boldface indicates Pro Bowl performer
* indicates rookie

PASSING	ATT.	COMP.	YDS.	PCT.	TD	INT.	LG	SCK/LST	RATING
Marino.....	373	221	2795	59.2	17	9	74t	18/131	87.8
Erickson.....	99	55	780	55.6	4	2	61	11/72	86.3
Kosar.....	32	24	208	75.0	1	0	20	6/34	102.1
Abdul-Jabbar..	0	0	0	0.0	0	0	0	1/3	0.0
DOLPHINS.....	504	300	3783	59.5	22	11	74t	36/240	88.4
OPPONENTS.....	539	337	3888	62.5	29	20	84t	37/233	86.7

1997 FINAL STATISTICS (9-7)

DATE	OPPONENT	SCORE	W/L	ATT.
8/31	INDIANAPOLIS	16-10	W	70,813
9/7	TENNESSEE	16-13(OT)	W	64,439
9/14	at Green Bay	18-23	L	60,075
9/21	at Tampa Bay	21-31	L	73,314
10/5	KANSAS CITY	17-14	W	71,794
10/12	at N.Y. Jets	31-20	W	75,001
10/19	at Baltimore	24-13	W	64,354
10/27	CHICAGO	33-36(OT)	L	73,156
11/2	at Buffalo	6-9	L	78,011
11/9	N.Y. JETS	24-17	W	73,809
11/17	BUFFALO	30-13	W	74,155
11/23	at New England	24-27	L	59,002
11/30	at Oakland	34-16	W	50,569
12/7	DETROIT	33-30	W	72,266
12/14	at Indianapolis	0-41	L	61,282
12/22	NEW ENGLAND	12-14	L	74,379

TEAM STATISTICS	MIA.	OPP.
TOTAL FIRST DOWNS	311	299
By Rushing	87	106
By Passing	199	176
By Penalty	25	17
Third Down: Made/Att.	82/217	92/215
Third Down Efficiency	37.8	42.8
Fourth Down: Made/Att.	13/23	7/18
TOTAL NET YARDS	5135	5364
Average Per Game	320.9	335.3
Total Plays	1028	1004
NET YARDS RUSHING	1343	1813
Average Per Game	83.9	113.3
Total Rushes	430	443
NET YARDS PASSING	3792	3551
Average Per Game	237.0	221.9
Tackled/Yards Lost	22/153	31/231
Gross Yards	3945	3782
Attempts/Completions	576/332	530/329
Completion Percentage	57.6	62.1
Had Intercepted	12	10
PUNTS/AVERAGE	68/43.6	63/42.5
PENALTIES/YARDS	93/783	92/892
FUMBLES/BALL LOST	22/8	31/17
TOUCHDOWNS	37	36
By Rushing	18	9
By Passing	16	23
By Returns	3	4

Score By Quarters	1	2	3	4	OT	Total
DOLPHINS	67	103	49	117	3	339
OPPONENTS	43	135	51	95	3	327

RUSHING	NO.	YDS.	AVG.	LG	TD
Abdul-Jabbar	283	892	3.2	22	15
Spikes	63	180	2.9	14	2
McPhail	17	146	8.6	71t	1
Parmalee	18	59	3.3	12	0
Phillips	18	44	2.4	8	0
Jordan	3	12	4.0	16	0
Erickson	4	8	2.0	4	0
Pritchett	3	7	2.3	4	0
Kidd	1	4	4.0	4	0
Nealy	1	3	3.0	3	0
Potts	1	3	3.0	3	0
Marino	18	-14	-0.8	1	0

DOLPHINS	NO.	YDS.	AVG.	LG	TD
DOLPHINS	430	1343	3.1	71t	18
OPPONENTS	443	1813	4.1	43t	9

RECEIVING	NO.	YDS.	AVG.	LG	TD
McDuffie	76	943	12.4	55	1

Drayton	39	558	14.3	30t	4
McPhail	34	262	7.7	19	1
Abdul-Jabbar	29	261	9.0	36t	1
L. Thomas	28	402	14.4	26	2
Parmalee	28	301	10.8	29	1
Jordan	27	471	17.4	44t	3
Perriman	19	309	16.3	26	1
Barnett	17	166	9.8	20	1
Perry	11	45	4.1	10	1
Manning	7	85	12.1	21	0
Spikes	7	70	10.0	24	0
Pritchett	5	35	7.0	17	0
Potts	3	27	9.0	13	0
Phillips	1	6	6.0	6	0
Dotson	1	4	4.0	4	0

DOLPHINS	NO.	YDS.	AVG.	LG	TD
DOLPHINS	332	3945	11.9	55	16
OPPONENTS	329	3782	11.5	70	23

INTERCEPTIONS	NO.	YDS.	AVG.	LG	TD
Buckley	4	26	6.5	12	0
Teague	2	25	12.5	23	0
Wooden	2	10	5.0	10	0
Madison	1	21	21.0	21	0
Z. Thomas	1	10	10.0	10	0

DOLPHINS	NO.	YDS.	AVG.	LG	TD
DOLPHINS	10	92	9.2	23	0
OPPONENTS	12	307	25.6	100t	4

PUNTING	NO.	YDS.	AVG.	LG	BK
Kidd	52	2247	43.2	58	0
Richardson	11	480	43.6	54	0
Mare	5	235	47.0	53	0

DOLPHINS	NO.	YDS.	AVG.	LG	TD
DOLPHINS	68	2962	43.6	58	0
OPPONENTS	63	2679	42.5	65	0

PUNT RET.	NO.	YDS.	AVG.	LG	TD
Jordan	26	273	10.5	38	0
Buckley	4	58	14.5	26	0
McDuffie	2	4	2.0	3	0

DOLPHINS	NO.	YDS.	AVG.	LG	TD
DOLPHINS	32	335	10.5	38	0
OPPONENTS	43	323	7.5	25	0

KICKOFF RET.	NO.	YDS.	AVG.	LG	TD
Spikes	24	565	23.5	48	0
McPhail	15	314	20.9	39	0
C. Harris	11	224	20.4	34	0
Ismael	8	166	20.8	27	0
Potts	1	16	16.0	16	0
Perry	1	7	7.0	7	0
Jordan	1	6	6.0	6	0
A. Harris	1	0	0.0	0	0
Hollier	1	0	0.0	0	0

DOLPHINS	NO.	YDS.	AVG.	LG	TD
DOLPHINS	63	1298	20.6	48	0
OPPONENTS	53	1018	19.2	40	0

SCORING	Ru	Pa	Rt	PAT	FG	S	2	TP
Mare	0	0	0	33/3328/36	0	0	117	
Abdul-Jabbar	15	1	0	0/0	0/0	0	96	
Drayton	0	4	0	0/0	0/0	0	24	
Jordan	0	3	0	0/0	0/0	0	18	
McDuffie	0	1	1	0/0	0/0	0	12	
McPhail	1	1	0	0/0	0/0	0	12	
Spikes	2	0	0	0/0	0/0	0	12	
L. Thomas	0	2	0	0/0	0/0	0	12	
Barnett	0	1	0	0/0	0/0	0	6	
Bowens	0	0	1	0/0	0/0	0	6	
Buckley	0	0	1	0/0	0/0	0	6	
Parmalee	1	0	0	0/0	0/0	0	6	
Perriman	0	1	0	0/0	0/0	0	6	

Perry	0	1	0	0/0	0/0	0	0	6
DOLPHINS	18	16	3	33/3328/36	0	0	339	
OPPONENTS	9	23	4	30/3225/35	1	2	327	

FIELD GOALS	1-19	20-29	30-39	40-49	50+
Mare	2/2	14/15	8/10	3/6	1/3

DOLPHINS	NO.	YDS.	AVG.	LG	TD
DOLPHINS	2/2	14/15	8/10	3/6	1/3
OPPONENTS ..	0/0	11/11	9/12	4/9	1/3

TWO-POINT CONVERSIONS
DOLPHINS 0-4, OPPONENTS 2-4

SACKS
Armstrong 5.5, Bowens 5.0, Rodgers 5.0, Taylor 5.0, Burton 4.0, Wilson 2.0, Gardener 1.5, A. Harris 1.0, Stubbs 1.0, Jackson 0.5, Z. Thomas 0.5.
DOLPHINS 31.0, OPPONENTS 22.0

DOLPHINS 31.0, OPPONENTS 22.0

USUAL STARTERS	
OFFENSE	
WR	Lamar Thomas (6)
	Fred Barnett (5)
	Brett Perriman (5)
LT	Richmond Webb (16)
LG	Jeff Buckley (12)
C	Tim Ruddy (15)
RG	Everett McIver (14)
RT	James Brown (16)
TE	Troy Drayton (15)
WR	O.J. McDuffie (16)
QB	Dan Marino (16)
RB	Karim Abdul-Jabbar (14)
	Stanley Pritchett (5)
FB	Bernie Parmalee (4)
	Ed Perry - TE (4)

DEFENSE	
LDE	Trace Armstrong (16)
LDT	Tim Bowens (16)
RDT	Daryl Gardener (16)
RDE	*Jason Taylor (11)
LLB	Anthony Harris (14)
MLB	Zach Thomas (15)
RLB	*Derrick Rodgers (14)
LCB	Terrell Buckley (15)
RCB	Calvin Jackson (11)
SS	Shawn Wooden (15)
FS	Corey Harris (6)
	George Teague (6)
	Calvin Jackson (4)

* indicates rookie

PASSING	ATT.	COMP.	YDS.	PCT.	TD	INT.	LG	SK/LST	RATING
Marino	548	319	3780	58.2	16	11	55	20/132	80.7
Erickson	28	13	165	46.4	0	1	27	2/21	50.4
DOLPHINS	576	332	3945	57.6	16	12	55	22/153	79.2
OPPONENTS	530	329	3782	62.1	23	10	70	31/231	90.1

1998 FINAL STATISTICS (10-6)

DATE	OPPONENT	SCORE	W/L	ATT.
9/6	at Indianapolis	24-15	W	60,587
9/13	BUFFALO	13-7	W	73,097
9/20	PITTSBURGH	21-0	W	73,948
10/4	at N.Y. Jets	9-20	L	75,257
10/12	at Jacksonville	21-28	L	74,051
10/18	ST. LOUIS	14-0	W	65,418
10/25	NEW ENGLAND	12-9 (OT)	W	73,973
11/1	at Buffalo	24-30	L	79,011
11/8	INDIANAPOLIS	27-14	W	73,400
11/15	at Carolina	13-9	W	67,887
11/23	at New England	23-26	L	58,729
11/29	NEW ORLEANS	30-10	W	73,216
12/6	at Oakland	27-17	W	61,254
12/13	N.Y. JETS	16-21	L	74,369
12/21	DENVER	31-21	W	74,363
12/27	at Atlanta	16-38	L	69,754

TEAM STATISTICS	MIA.	OPP.
TOTAL FIRST DOWNS	269	257
By Rushing	73	75
By Passing	176	148
By Penalty	20	34
Third Down: Made/Att.	81/226	70/213
Third Down Efficiency	35.8	32.9
Fourth Down: Made/Att.	6/12	6/11
TOTAL NET YARDS	4930	4435
Average Per Game	308.1	277.2
Total Plays	1028	944
NET YARDS RUSHING	1535	1511
Average Per Game	95.9	94.4
Total Rushes	458	395
NET YARDS PASSING	3395	2924
Average Per Game	212.2	182.8
Tackled/Yards Lost	24/187	45/270
Gross Yards	3582	3194
Attempts/Completions	546/316	504/252
Completion Percentage	57.9	50.0
Had Intercepted	16	29
PUNTS/AVERAGE	97/41.9	88/45.3
PENALTIES/YARDS	106/864	97/875
FUMBLES/BALL LOST	25/12	25/7
TOUCHDOWNS	37	28
By Rushing	10	6
By Passing	23	17
By Returns	4	5

Score By Quarters	1	2	3	4	OT	Total
DOLPHINS	54	115	61	88	3	321
OPPONENTS	51	70	44	100	0	265

RUSHING	NO.	YDS.	AVG.	LG	TD
Abdul-Jabbar..	270	960	3.6	45	6
Avery.....	143	503	3.5	44	2
Parmalee.....	8	20	2.5	10	0
Pritchett.....	6	19	3.2	11	1
Moore.....	4	12	3.0	4	0
McDuffie.....	3	11	3.7	5	0
Lusk.....	1	7	7.0	7	0
Doxzon.....	2	6	3.0	3	0
Marino.....	21	-3	-0.1	10	1
DOLPHINS	458	1535	3.4	45	10
OPPONENTS	395	1511	3.8	77	6

RECEIVING	NO.	YDS.	AVG.	LG	TD
McDuffie.....	90	1050	11.7	61	7
Gadsden.....	48	713	14.9	50	7
L. Thomas.....	43	603	14.0	56	5
Drayton.....	30	334	11.1	35	3

PASSING	ATT.	COMP.	YDS.	PCT.	TD	INT.	LG	SCK/LST	RATING
Marino.....	537	310	3497	57.7	23	15	61t	23/187	80.0
Huard.....	9	6	85	66.7	0	1	24	1/9	57.4
DOLPHINS	546	316	3582	57.9	23	16	61t	24/187	79.5
OPPONENTS	504	252	3194	50.0	17	29	62t	45/270	57.4

Perry.....	25	255	10.2	46	0
Parmalee.....	21	221	10.5	23	0
Abdul-Jabbar..	21	102	4.9	18	0
Pritchett.....	17	97	5.7	24	0
Avery.....	10	67	6.7	19t	1
Jacquet.....	8	122	15.3	29	0
Jordan.....	2	17	8.5	9	0
Moore.....	1	1	1.0	1	0

DOLPHINS	316	3582	11.3	61t	23
OPPONENTS	252	3194	12.7	62t	17

INTERCEPTIONS	NO.	YDS.	AVG.	LG	TD
Buckley.....	8	157	19.6	61	1
Madison.....	8	114	14.3	35	0
Walke.....	4	12	3.0	7	0
Z. Thomas.....	3	21	7.0	17t	2
Jones.....	2	14	7.0	14t	1
Surtain.....	2	1	0.5	1	0
Wilson.....	1	0	0.0	0	0
Gardener.....	1	-1	-1.0	-1	0

DOLPHINS	29	318	11.0	61	4
OPPONENTS	16	365	22.8	87	2

PUNTING	NO.	YDS.	AVG.	LG	BK
Wilmsmeyer ..	93	3949	42.5	57	1
Mare.....	3	115	38.3	43	0
DOLPHINS	97	4064	41.9	57	1
OPPONENTS	88	3986	45.3	73	0

PUNT RET.	NO.	YDS.	AVG.	LG	TD
Buckley.....	29	354	12.2	35	0
McDuffie.....	12	141	11.8	39	0
Jordan.....	5	47	9.4	24	0
DOLPHINS	46	542	11.8	39	0
OPPONENTS	43	339	7.9	40	0

KICKOFF RET.	NO.	YDS.	AVG.	LG	TD
Avery.....	43	1085	25.2	55	0
Marion.....	6	109	18.2	28	0
Jacquet.....	4	103	25.8	37	0
DOLPHINS	53	1297	24.5	55	1
OPPONENTS	56	1227	21.9	95t	0

SCORING	Ru	Pa	Rt	PAT	FG	S	2	TP
Mare.....	0	0	0	33/422/27	0	0	0	99
Gadsden ..	0	7	0	0	0	0	0	42
McDuffie ..	0	7	0	0	0	0	0	42
Abdul-Jabbar	6	0	0	0	0	0	0	36
L. Thomas ..	0	5	0	0	0	0	0	30
Avery.....	2	1	0	0	0	0	0	18
Drayton ..	0	3	0	0	0	0	0	18
Z. Thomas ..	0	0	2	0	0	0	0	12
Buckley ..	0	0	1	0	0	0	0	6
Jones.....	0	0	1	0	0	0	0	6
Marino.....	1	0	0	0	0	0	0	6
Pritchett ..	1	0	0	0	0	0	0	6
DOLPHINS	10	23	4	33/34	22/27	0	0	321
OPPONENTS	6	17	5	24/24	23/32	0	2	265

FIELD GOALS	1-19	20-29	30-39	40-49	50+
Mare.....	0/0	12/13	5/5	5/7	0/2
DOLPHINS	0/0	12/13	5/5	5/7	0/2
OPPONENTS	0/1	8/8	5/6	8/15	2/2

TWO-POINT CONVERSIONS
DOLPHINS 0-3, OPPONENTS 2-4

SACKS
Armstrong 10.5, Taylor 9.0, Bromell 8.0, Jones 5.0, Rodgers 2.5, Burton 2.0, Mixon 2.0, Z. Thomas 2.0, Gardener 1.0, Jackson 1.0, Madison 1.0, TEAM 1.0.

DOLPHINS 45.0, OPPONENTS 24.0

USUAL STARTERS
OFFENSE
WR..... Oronde Gadsden (12)
LT..... Richmond Webb (9)
LG..... Brent Smith (7)
C..... Mark Dixon (10)
RG..... Tim Ruddy (16)
RT..... Kevin Donnalley (14)
TE..... James Brown (16)
WR..... Troy Drayton (15)
WR..... O.J. McDuffie (16)
QB..... Dan Marino (16)
RB..... Karim Abdul-Jabbar (15)
FB..... Stanley Pritchett (12)

DEFENSE
LDE..... *Kenny Mixon (16)
LDT..... Tim Bowens (16)
RDE..... Daryl Gardener (16)
RDT..... Jason Taylor (15)
LLB..... Derrick Rodgers (16)
MLB..... Zach Thomas (16)
RLB..... Robert Jones (16)
LCB..... Terrell Buckley (16)
RCB..... Sam Madison (16)
SS..... Calvin Jackson (15)
FS..... Brock Marion (16)

boldface indicates Pro Bowl performer
* indicates rookie

1999 FINAL STATISTICS (9-7)

DATE	OPPONENT	SCORE	W/L	ATT.
9/13	at Denver	38-21	W	75,623
9/19	ARIZONA	19-16	W	73,618
10/4	BUFFALO	18-23	L	74,073
10/10	at Indianapolis	34-31	W	56,810
10/17	at New England	31-30	W	60,006
10/24	PHILADELPHIA	16-13	W	73,975
10/31	at Oakland	16-9	W	61,556
11/7	TENNESSEE	17-0	W	74,109
11/14	at Buffalo	3-23	L	72,810
11/21	NEW ENGLAND	27-17	W	74,295
11/25	at Dallas	0-20	L	64,328
12/5	INDIANAPOLIS	34-37	L	74,096
12/12	at N.Y. Jets	20-28	L	78,246
12/19	SAN DIEGO	12-9	W	73,765
12/27	N.Y. JETS	31-38	L	74,230
1/2	at Washington	10-21	L	78,106

TEAM STATISTICS	MIA.	OPP.
TOTAL FIRST DOWNS	287	252
By Rushing	81	79
By Passing	188	145
By Penalty	18	28
Third Down: Made/Att.	80/236	60/208
Third Down Efficiency	33.9	28.8
Fourth Down: Made/Att.	8/14	8/16
TOTAL NET YARDS	4938	4404
Average Per Game	308.6	275.3
Total Plays	1071	936
NET YARDS RUSHING	1453	1476
Average Per Game	90.8	92.3
Total Rushes	445	413
NET YARDS PASSING	3485	2928
Average Per Game	217.8	183.0
Tackled/Yards Lost	37/251	39/240
Gross Yards	3736	3168
Attempts/Completions	589/329	484/256
Completion Percentage	55.9	52.9
Had Intercepted	21	18
PUNTS/AVERAGE	81/41.0	85/41.1
PENALTIES/YARDS	111/936	80/708
FUMBLES/BALL LOST	23/13	39/10
TOUCHDOWNS	30	30
By Rushing	8	6
By Passing	20	19
By Returns	2	10

Score By Quarters	1	2	3	4	OT	Total
DOLPHINS	50	106	58	112	0	326
OPPONENTS	73	83	75	105	0	336

RUSHING	NO.	YDS.	AVG.	LG	TD
Johnson	164	558	3.4	34	4
Collins	131	414	3.2	25	2
Pritchett	47	158	3.4	25	1
Huard	28	124	4.4	25	0
Denson	28	98	3.5	20	0
Abdul-Jabbar	28	95	3.4	12	1
Konrad	9	16	1.8	5	0
Jacquet	1	4	4.0	4	0
Zolak	2	-2	-1.0	-1	0
Marino	6	-6	-1.0	0	0
Martin	1	-6	-6.0	-6	0

DOLPHINS	445	1453	3.3	34	8
OPPONENTS	413	1476	3.6	43	6

RECEIVING	NO.	YDS.	AVG.	LG	TD
-----------	-----	------	------	----	----

PASSING	ATT.	COMP.	YDS.	PCT.	TD	INT.	LG	SCK/LST	RATING
Marino	369	204	2448	55.3	12	17	62	9/66	67.4
Huard	216	125	1288	57.9	8	4	69t	28/185	79.8
Zolak	4	0	0	0.0	0	0	0	0/0	39.6
DOLPHINS	589	329	3736	55.9	20	21	69t	37/251	71.5
OPPONENTS	484	256	3168	52.9	19	18	68t	39/240	71.0

Martin	67	1037	15.5	69t	5
Gadsden	48	803	16.7	62	6
McDuffie	43	516	12.0	34	2
Pritchett	43	312	7.3	30	4
Konrad	34	251	7.4	25	1
Drayton	32	299	9.3	26	1
Green	18	234	13.0	27	0
Johnson	15	100	6.7	17	0
Goodwin	8	55	6.9	14	0
Collins	6	32	5.3	12	0
Denson	4	28	7.0	10	0
Abdul-Jabbar	4	25	6.3	14	0
Perry	3	8	2.7	5	1
McKenzie	2	18	9.0	13	0
Jacquet	1	18	18.0	18	0
Huard	1	0	0.0	0	0

DOLPHINS	329	3736	11.4	69t	20
OPPONENTS	256	3168	12.4	68t	19

INTERCEPTIONS	NO.	YDS.	AVG.	LG	TD
Madison	7	164	23.4	42	1
Buckley	3	3	1.0	18	0
Marion	2	30	15.0	28	0
Surtain	2	28	14.0	28	0
Wilson	1	13	13.0	13	0
Rodgers	1	5	5.0	5	0
Taylor	1	0	0.0	0	0
Z. Thomas	1	0	0.0	0	0

DOLPHINS	18	243	13.5	42	1
OPPONENTS	21	567	27.0	98t	7

PUNTING	NO.	YDS.	AVG.	LG	BK
Hutton	73	2978	40.8	63	0
Bartholomew	7	308	44.0	51	0
Mare	1	36	36.0	36	0

DOLPHINS	81	3322	41.0	63	0
OPPONENTS	85	3495	41.1	57	0

PUNT RET.	NO.	YDS.	AVG.	LG	TD
Jacquet	28	351	12.5	45	0
Buckley	8	13	1.6	8	0
McDuffie	7	62	8.9	21	0
Preston	1	6	6.0	6	0

DOLPHINS	44	432	9.8	45	0
OPPONENTS	42	424	10.1	43	0

KICKOFF RET.	NO.	YDS.	AVG.	LG	TD
Marion	62	1524	24.6	93	0
Wilson	3	50	16.7	23	0
Avery	2	55	27.5	33	0
Johnson	2	26	13.0	19	0
Jacquet	1	26	26.0	26	0
McDuffie	1	17	17.0	17	0
Z. Thomas	1	15	15.0	15	0

DOLPHINS	72	1713	23.8	93	0
OPPONENTS	58	1282	22.1	97t	1

SCORING	Ru	Pa	Rt	PAT	FG	S	2	TP
Mare	0	0	0	27/27	39/46	0	0	144
Gadsden	0	6	0	0/0	0/0	0	0	36
Martin	0	5	0	0/0	0/0	0	0	30
Pritchett	1	4	0	0/0	0/0	0	0	30
Johnson	4	0	0	0/0	0/0	0	0	24
Collins	2	0	0	0/0	0/0	0	0	12
McDuffie	0	2	0	0/0	0/0	0	0	12
Madison	0	0	1	0/0	0/0	1	0	8
Abdul-Jabbar	1	0	0	0/0	0/0	0	0	6
Drayton	0	1	0	0/0	0/0	0	0	6

Konrad	0	1	0	0/0	0/0	0	0	6
Perry	0	1	0	0/0	0/0	0	0	6
Taylor	0	0	1	0/0	0/0	0	0	6

DOLPHINS	8	20	2	27/27	39/46	10/3	326
OPPONENTS	6	19	10	33/35	31/40	00/0	336

FIELD GOALS	1-19	20-29	30-39	40-49	50+
-------------	------	-------	-------	-------	-----

Mare	1/1	9/9	17/17	9/14	3/5
------	-----	-----	-------	------	-----

DOLPHINS	1/1	9/9	17/17	9/14	3/5
OPPONENTS	0/0	6/6	10/14	12/16	3/4

TWO-POINT CONVERSIONS

DOLPHINS 0-3, OPPONENTS 0-0

SACKS

Owens 8.5, Armstrong 7.5, Bromell 5.0, Gardener 5.0, Wilson 3.0, Taylor 2.5, Surtain 2.0, Bowens 1.5, Buckley 1.0, Jackson 1.0, Marion 1.0, Z. Thomas 1.0.
--

DOLPHINS 39.0, OPPONENTS 37.0

USUAL STARTERS

OFFENSE
WR Tony Martin (13)
LT Richmond Webb (14)
LG Mark Dixon (13)
C Tim Ruddy (16)
RG Kevin Donnalley (9)
..... Kevin Gogan (7)
RT James Brown (14)
TE Troy Drayton (13)
WR O.J. McDuffie (10)
..... Oronde Gadsden (6)
QB Dan Marino (11)
RB *Cecil Collins (6)
..... *J.J. Johnson (4)
FB *Rob Konrad (9)
..... Stanley Pritchett (5)

DEFENSE
LDE Rich Owens (12)
LDT Tim Bowens (15)
RDT Daryl Gardener (15)
RDE Jason Taylor (15)
LLB Derrick Rodgers (15)
MLB Zach Thomas (16)
RLB Robert Jones (15)
LCB Terrell Buckley (11)
RCB Sam Madison (16)
SS Calvin Jackson (10)
FS Brock Marion (16)

boldface indicates Pro Bowl performer
* indicates rookie

2000 FINAL STATISTICS (11-5)

DATE	OPPONENT	SCORE	W/L	ATT.
9/3	SEATTLE	23-0	W	72,949
9/10	at Minnesota	7-13	L	64,112
9/17	BALTIMORE	19-6	W	73,464
9/24	NEW ENGLAND	10-3	W	73,344
10/1	at Cincinnati	31-16	W	61,535
10/8	BUFFALO	22-13	W	73,901
10/23	at N.Y. Jets	37-40(OT)	L	78,389
10/29	GREEN BAY	28-20	W	73,740
11/5	at Detroit	23-8	W	77,813
11/12	at San Diego	17-7	W	56,896
11/19	N.Y. JETS	3-20	L	74,320
11/26	at Indianapolis	17-14	W	56,935
12/3	at Buffalo	33-6	W	73,002
12/10	TAMPA BAY	13-16	L	74,307
12/17	INDIANAPOLIS	13-20	L	73,884
12/24	at New England	27-24	W	60,292

TEAM STATISTICS	MIA.	OPP.
TOTAL FIRST DOWNS	251	289
By Rushing	104	92
By Passing	122	156
By Penalty	25	41
Third Down: Made/Att.	75/214	70/211
Third Down Efficiency	35.0	33.2
Fourth Down: Made/Att.	4/6	8/15
TOTAL NET YARDS	4461	4636
Average Per Game	278.8	289.8
Total Plays	945	995
NET YARDS RUSHING	1894	1736
Average Per Game	118.4	108.5
Total Rushes	496	417
NET YARDS PASSING	2567	2900
Average Per Game	160.4	181.3
Tackled/Yards Lost	28/153	48/270
Gross Yards	2720	3170
Attempts/Completions	421/243	530/282
Completion Percentage	57.7	53.2
Had Intercepted	17	28
PUNTS/AVERAGE	92/42.1	87/40.6
PENALTIES/YARDS	115/920	86/793
FUMBLES/BALL LOST	12/9	30/13
TOUCHDOWNS	34	23
By Rushing	16	9
By Passing	15	13
By Returns	3	1

Score By Quarters	1	2	3	4	OT	Total
DOLPHINS	67	109	90	57	0	323
OPPONENTS	50	57	9	107	3	226

RUSHING	NO.	YDS.	AVG.	LG	TD
L. Smith	309	1139	3.7	68	14
Fiedler	54	267	4.9	30	1
Johnson	50	168	3.4	16	1
T. Thomas	28	136	4.9	25	0
Denson	31	108	3.5	12	0
Izzo	1	39	39.0	39	0
Konrad	15	39	2.6	5	0
Shepherd	4	3	0.8	14	0
Emanuel	3	-2	-0.7	0	0
McDuffie	1	-3	-3.0	-3	0
DOLPHINS	496	1894	3.8	68	16
OPPONENTS	417	1736	4.2	45	9

RECEIVING	NO.	YDS.	AVG.	LG	TD
Gadsden	56	786	14.0	61	6

Shepherd	35	446	12.7	46	4
L. Smith	31	201	6.5	28	2
Marlin	26	393	15.1	44	0
T. Thomas	16	117	7.3	15	1
McDuffie	14	143	10.2	24	0
Denson	14	105	7.5	28	0
Konrad	14	83	5.9	18	0
Weaver	10	179	17.9	41	0
Johnson	10	61	6.1	11	0
Emanuel	7	132	18.9	53	1
Goodwin	6	36	6.0	9	1
Ogden	2	24	12.0	12	0
Dyer	2	14	7.0	13	0
DOLPHINS	243	2720	11.2	61	15
OPPONENTS	282	3170	11.2	59	13

INTERCEPTIONS	NO.	YDS.	AVG.	LG	TD
Walker	7	80	11.4	31	0
Madison	5	80	16.0	34	0
Marion	5	72	14.4	24	0
Surtain	5	55	11.0	43	0
Wilson	1	19	19.0	19	0
Jeffries	1	3	3.0	3	0
Taylor	1	2	2.0	2	0
Bowens	1	0	0.0	0	0
Shaw	1	0	0.0	0	0
Z. Thomas	1	0	0.0	0	0
DOLPHINS	28	311	11.1	43	0
OPPONENTS	17	102	6.0	32	1

PUNTING	NO.	YDS.	AVG.	LG	BK
Turk	92	3870	42.1	70	0
DOLPHINS	92	3870	42.1	70	0
OPPONENTS	87	3532	40.6	65	1

PUNT RET.	NO.	YDS.	AVG.	LG	TD
Ogden	19	323	17.0	81	1
Shepherd	15	164	10.9	32	0
Kelly	5	31	6.2	10	0
McDuffie	0	0	-	-	0
DOLPHINS	39	518	13.3	81	1
OPPONENTS	36	258	7.2	40	0

KICKOFF RET.	NO.	YDS.	AVG.	LG	TD
Denson	20	495	24.8	56	0
Marion	22	513	23.3	47	0
Williams	3	64	21.3	24	0
Johnson	2	26	13.0	26	0
Goodwin	2	6	3.0	6	0
Weaver	1	15	15.0	15	0
Shepherd	1	14	14.0	14	0
DOLPHINS	51	1133	22.2	56	0
OPPONENTS	68	1260	18.5	37	0

SCORING	Ru	Pa	Rt	PAT	FG	S	2	TP
Mare	0	0	0	33/34	28/31	0	0	117
L. Smith	14	2	0	0/0	0/0	0	0	96
Gadsden	0	6	0	0/0	0/0	0	0	36
Shepherd	0	4	0	0/0	0/0	0	0	24
Emanuel	0	1	0	0/0	0/0	0	0	6
Fiedler	1	0	0	0/0	0/0	0	0	6
Goodwin	0	1	0	0/0	0/0	0	0	6
Johnson	1	0	0	0/0	0/0	0	0	6
Madison	0	0	1	0/0	0/0	0	0	6
Ogden	0	0	1	0/0	0/0	0	0	6
Taylor	0	0	1	0/0	0/0	0	0	6
T. Thomas	0	1	0	0/0/0	0/0	0	0	0

Haley	0	0	0	0/0	0/0	1	0	2
DOLPHINS	16	15	3	33/34	28/31	1	0	323
OPPONENTS	9	13	1	20/20	22/30	0	1	226

FIELD GOALS	1-19	20-29	30-39	40-49	50+
Mare	0/0	7/8	9/10	12/13	0/0

DOLPHINS	0/0	7/8	9/10	12/13	0/0
OPPONENTS	0/0	4/4	10/12	7/9	1/5

TWO-POINT CONVERSIONS	DOLPHINS	OPPONENTS
DOLPHINS 0-0, OPPONENTS 1-3		

SACKS
Armstrong 16.5, Taylor 14.5, Bowens 2.5, Gardener 2.5, Mixon 2.5, Bromell 2.0, Walker 2.0, Haley 1.5, Z. Thomas 1.5, Surtain 1.0, Owens 0.5, Rodgers 0.5, Wilson 0.5.

USUAL STARTERS	WR	LT	LG	C	RG	RT	TE	WR	QB	RB	FB
OFFENSE	Leslie Shepherd (11)	Richmond Webb (14)	Mark Dixon (15)	Tim Ruddy (16)	Kevin Donnalley (16)	Todd Wade (16)	Hunter Goodwin (16)	Oronde Gadsden (16)	Jay Fiedler (15)	Lamar Smith (15)	Rob Konrad (13)
DEFENSE	Kenny Mixon (13)	Tim Bowens (15)	Daryl Gardner (10)	Jason Taylor (16)	Derrick Rodgers (14)	Zach Thomas (11)	Robert Jones (14)	Patrick Surtain (16)	Sam Madison (16)	Brian Walker (16)	Brock Marion (16)

boldface indicates Pro Bowl performer
* indicates rookie

PASSING	ATT.	COMP.	YDS.	PCT.	TD	INT.	LG	SCK/LST	RATING
Fiedler	357	204	2402	57.1	14	14	61	23/129	74.5
Huard	63	39	318	61.9	1	3	29	4/22	60.2
L. Smith	1	0	0	0.00	0	0	0	0/0	39.6
T. Thomas	0	0	0	0.00	0	0	0	1/2	-
DOLPHINS	421	243	2720	57.7	15	17	61	28/153	72.2
OPPONENTS	530	323	3170	53.2	13	18	59	48/270	57.5

DOLPHINS INDIVIDUAL RECORDS

The following individual records relate solely to service with the Miami Dolphins. They include National Football League regular-season statistics only – with the exception of those single-game records marked by "*" or "**."

* Playoff game **Super Bowl

1966-1977: 14 games	1983-1986: 16 games
1978-1981: 16 games	1987: 15 games
1982: 9 games	1988-2001: 16 games

SERVICE

MOST SEASONS

- 17 Dan Marino (1983-99)
- 15 Bob Kuechenberg (1970-84)
- 14 Bob Griese (1967-80)
- 14 Don Strock (1974-87)
- 13 Nat Moore (1974-86)
- 12 Larry Little (1969-80)
- 12 Ed Newman (1973-84)
- 12 Bruce Hardy (1978-89)
- 12 Jim Jensen (1981-92)

MOST GAMES PLAYED

- 242 Dan Marino (1983-99)
- 196 Bob Kuechenberg (1970-84)
- 183 Nat Moore (1974-86)
- 167 Ed Newman (1973-85)
- 164 Jim Jensen (1981-92)
- 164 Richmond Webb (1990-00)
- 163 Don Strock (1974-87)
- 161 Bob Griese (1967-80)
- 159 Vern Den Herder (1971-81)
- 158 Larry Little (1969-80)
- 151 Bruce Hardy (1978-89)

MOST CONSECUTIVE GAMES PLAYED

- 128 Jim Langer (10th in 1970 through 11th in 1979)
- 127 Garo Yepremian (2nd in 1970 through 14th in 1978)
- 125 Bob Baumhower (1st in 1977 through 14th in 1984)
- 118 Richmond Webb (3rd in 1991 through 8th in 1998)
- 107 Dwight Stephenson (1st in 1980 through 2nd in 1987)
- 104 Jeff Cross (1st in 1988 through 8th in 1994)
- 104 Tim Bowens (1st in 1994 through 8th in 2000)
- 98 Dick Anderson (1st in 1968 through 14th in 1974)
- 95 Vern Den Herder (1st in 1971 through 11th in 1977)
- 95 Dan Marino (6th in 1987 through 5th in 1993)

MOST STARTS

- 240 Dan Marino (1983-99)
- 176 Bob Kuechenberg (1970-84)
- 162 Richmond Webb (1990-00)
- 152 Bob Griese (1967-80)
- 152 Larry Little (1969-80)
- 143 Vern Den Herder (1971-81)
- 136 Norm Evans (1966-75)
- 136 Mark Duper (1982-92)

MOST CONSECUTIVE STARTS

- 118 Richmond Webb (3rd in 1991 through 8th in 1998)
- 109 Jim Langer (1st in 1972 through 9th in 1979)
- 95 Dan Marino (6th in 1987 through 5th in 1993)
- 92 Tim Bowens (3rd in 1994 through 14th in 1999)
- 91 Norm Evans (3rd in 1969 through 9th in 1975)
- 87 Dick Anderson (12th in 1968 through 14th in 1974)
- 86 Bob Baumhower (1st in 1977 through 8th in 1982)
- 84 Jake Scott (1st in 1970 through 14th in 1975)
- 81 Vern Den Herder (1st in 1972 through 11th in 1977)
- 81 Jeff Cross (16th in 1988 through 16th in 1993)
- 81 Keith Sims (11th in 1991 through 11th in 1996)
- 80 Dwight Stephenson (12th in 1981 through 2nd in 1987)

MOST PRO BOWLS

- 9 Dan Marino (1983-87, 1991-92, 1994-95)
- 7 Richmond Webb (1990-96)
- 6 Bob Griese (1970-71, 1973-74, 1977-78)
- 6 Jim Langer (1973-78)
- 6 Bob Kuechenberg (1974-75, 1977-78, 1982-83)
- 5 Larry Csonka (1970-74)
- 5 Paul Warfield (1970-74)
- 5 Jake Scott (1971-75)
- 5 Bob Baumhower (1979, 1981-84)
- 5 Dwight Stephenson (1983-87)
- 5 John Offerdahl (1986-90)
- 5 Mark Clayton (1984-86, 1988, 1991)

MOST CONSECUTIVE PRO BOWLS

- 7 Richmond Webb (1990-96)
- 6 Jim Langer (1973-78)
- 5 Larry Csonka (1970-74)
- 5 Paul Warfield (1970-74)
- 5 Jake Scott (1971-75)
- 5 Dan Marino (1983-87)
- 5 Dwight Stephenson (1983-87)
- 5 John Offerdahl (1986-90)

MOST PRO BOWL STARTS

- 7 Dan Marino (1983-86, 1992, 1994-95)
- 5 Jim Langer (1973-77)
- 4 Dwight Stephenson (1983-86)
- 4 John Offerdahl (1986, 1988-90)
- 4 Richmond Webb (1992-95)
- 3 Larry Little (1972-74)
- 3 Jake Scott (1972-73, 1975)
- 3 Bob Baumhower (1979, 1981, 1983)
- 3 Sam Madison (1999-2001)

MOST CONSECUTIVE PRO BOWL STARTS

- 5 Jim Langer (1973-77)
- 4 Dwight Stephenson (1983-86)
- 4 Dan Marino (1983-86)
- 4 Richmond Webb (1992-95)
- 3 Larry Little (1972-74)
- 3 John Offerdahl (1988-90)
- 3 Sam Madison (1999-2001)

SCORING

MOST POINTS

Career

- 830 Garo Yepremian (1970-78), 335 XPs, 165 FGs
- 774 Pete Stoyanovich (1990-95), 246 XPs, 176 FGs
- 573 Olindo Mare (1997-01), 165 XPs, 136 FGs
- 540 Uwe von Schamann (1979-84), 237 XPs, 101 FGs
- 492 Mark Clayton (1983-92), 82 TDs

Season

- 144 Olindo Mare (1999), 27 XPs, 39 FGs
- 124 Pete Stoyanovich (1992), 34 XPs, 30 FGs
- 121 Pete Stoyanovich (1991), 28 XPs, 31 FGs
- 118 Pete Stoyanovich (1995), 37 XPs, 27 FGs
- 117 Garo Yepremian (1971), 33 XPs, 28 FGs
- 117 Olindo Mare (1997), 33 XPs, 28 FGs
- 117 Olindo Mare (2000), 33 XPs, 28 FGs

Game

- 24 Paul Warfield (12/15/73 vs. Detroit), 4 TDs
- 24 Mark Ingram (11/27/94 at N.Y. Jets), 4 TDs

MOST POINTS BY ROOKIE

Season

- 116 Fuad Reveiz (1985), 50 XPs, 22 FGs
- 99 Uwe von Schamann (1979), 36 XPs, 21 FGs
- 95 Pete Stoyanovich (1989), 38 XPs, 19 FGs
- 78 Ron Davenport (1985), 13 TDs

MOST CONSECUTIVE GAMES SCORING POINTS

- 121 Garo Yepremian (8th in 1970 through 16th in 1978)

MOST TOUCHDOWNS

Career

- 82 Mark Clayton (1983-92), 81 pass, 1 ret.
- 75 Nat Moore (1974-86), 74 pass, 1 run
- 59 Mark Duper (1982-92), 59 pass
- 57 Larry Csonka (1968-74, 1979), 53 run, 4 pass
- 34 Karim Abdul-Jabbar (1996-99), 33 run, 1 pass

Season

- 18 Mark Clayton (1984), 18 pass
- 16 Karim Abdul-Jabbar (1997), 15 run, 1 pass
- 16 Lamar Smith (2000), 14 run, 2 pass
- 14 Mark Clayton (1988), 14 pass
- 13 Ron Davenport (1985), 11 run, 2 pass
- 13 Nat Moore (1977), 12 pass, 1 run
- 13 Larry Csonka (1979), 12 run, 1 pass

Game

- 4 Paul Warfield (12/15/73 vs. Detroit), 4 pass
- 4 Mark Ingram (11/27/94 at N.Y. Jets), 4 pass

MOST TOUCHDOWNS BY ROOKIE

Season

- 13 Ron Davenport (1985), 11 run, 2 pass
- 11 Karim Abdul-Jabbar (1996), 11 run
- 8 Andra Franklin (1981), 7 run, 1 pass
- 7 Larry Csonka (1968), 6 run, 1 pass
- 7 Troy Stradford (1987), 6 run, 1 pass
- 7 Chris Chambers (2001), 7 pass

Game

- 3 Ronald Scott (10/11/87 vs. Kansas City), 3 run
- 3 Troy Stradford (12/7/87 vs. N.Y. Jets), 3 run
- 3 Sammie Smith (12/10/89 vs. New England), 3 run

MOST CONSECUTIVE GAMES SCORING TOUCHDOWN

- 6 Paul Warfield (4th through 9th in 1971)
- 6 Mark Clayton (13th through 16th in 1988 and 2nd through 3rd in 1989)

MOST FIELD GOALS

Career

- 176 Pete Stoyanovich (1989-95), 222 att.
- 165 Garo Yepremian (1970-78), 242 att.
- 136 Olindo Mare (1997-01), 161 att.
- 101 Uwe von Schamann (1979-84), 149 att.

Season

- 39 Olindo Mare (1999), 46 att.
- 31 Pete Stoyanovich (1991), 37 att.
- 30 Pete Stoyanovich (1992), 37 att.
- 28 Garo Yepremian (1971), 40 att.
- 28 Olindo Mare (1997), 36 att.
- 28 Olindo Mare (2000), 31 att.

Game

- 6 Olindo Mare (10/17/99 at New England), 6 att.
- 5 Garo Yepremian (9/26/71 at Buffalo), 6 att.
- 4 15 times (last – Olindo Mare, 12/3/00 at Buffalo)

MOST FIELD GOALS BY ROOKIE

Season

- 22 Fuad Reveiz (1985), 27 att.
- 21 Uwe von Schamann (1979), 29 att.
- 19 Pete Stoyanovich (1989), 26 att.
- 13 Karl Kremser (1969), 22 att.

Game

- 3 Seven times (last – Pete Stoyanovich (10/22/89 vs. Green Bay))

MOST CONSECUTIVE GAMES SCORING FIELD GOAL

- 20 Garo Yepremian (10th in 1970 through 1st in 1972)
- 20 Olindo Mare (7th in 1998 through 10th in 1999)

MOST CONSECUTIVE FIELD GOALS

- 19 Olindo Mare (3rd through 7th in 1999)
- 16 Garo Yepremian (8th through 16th in 1978)
- 16 Olindo Mare (7th through 16th in 2000)

HIGHEST FIELD GOAL PERCENTAGE

Career (minimum 50 attempts)

- 84.5 Olindo Mare (1997-01), 136 of 161
- 79.3 Pete Stoyanovich (1989-95), 176 of 222
- 73.6 Fuad Reveiz (1985-88), 53 of 72
- 68.2 Garo Yepremian (1970-78), 165 of 242
- 67.8 Uwe von Schamann (1979-84), 101 of 149

Season (minimum 15 attempts)

- 90.5 Olindo Mare (2001), 19 of 21
- 90.3 Olindo Mare (2000), 28 of 31
- 84.8 Olindo Mare (1999), 39 of 46
- 84.0 Pete Stoyanovich (1990), 21 of 25
- 83.8 Pete Stoyanovich (1991), 31 of 37

LONGEST FIELD GOALS

- 59 Pete Stoyanovich (11/12/89 at N.Y. Jets)
- *58 Pete Stoyanovich (1/5/91 vs. Kansas City)
- 54 Garo Yepremian (10/22/72 vs. Buffalo)
- 54 Olindo Mare (10/24/99 vs. Philadelphia)
- 53 Garo Yepremian (9/16/73 vs. San Francisco)
- 53 Garo Yepremian (12/5/76 vs. Buffalo)
- 53 Uwe von Schamann (10/21/79 at New England)
- 53 Pete Stoyanovich (10/28/90 at Indianapolis)
- 53 Pete Stoyanovich (9/29/91 at N.Y. Jets)
- 53 Pete Stoyanovich (9/27/92 at Seattle)
- 53 Olindo Mare (10/17/99 at New England)

LONGEST FIELD GOALS BY ROOKIE

- 59 Pete Stoyanovich (11/12/89 at N.Y. Jets)
- 53 Uwe von Schamann (10/21/79 at New England)
- 51 Uwe von Schamann (11/5/79 vs. Houston)
- *51 Fuad Reveiz (1/4/86 vs. Cleveland)
- 49 Fuad Reveiz (12/16/85 vs. New England)

MOST POINTS AFTER TOUCHDOWN

Career

- 335 Garo Yepremian (1970-78), 351 attempts
- 246 Pete Stoyanovich (1989-95), 250 attempts
- 237 Uwe von Schamann (1979-84), 250 attempts

Season

- 66 Uwe von Schamann (1984), 70 attempts
- 52 Fuad Reveiz (1986), 55 attempts
- 50 Fuad Reveiz (1985), 52 attempts

Game

- 7 Garo Yepremian (11/12/72 vs. New England), 7 attempts

- 7 Garo Yepremian (11/24/77 at St. Louis), 8 attempts
- 7 Pete Stoyanovich (9/3/95 vs. N.Y. Jets), 7 attempts

MOST POINTS AFTER TOUCHDOWN BY ROOKIE Season

- 50 Fuad Reveiz (1985), 52 attempts
- 38 Pete Stoyanovich (1989), 39 attempts
- 36 Uwe von Schamann (1979), 40 attempts
- 30 Jimmy Keyes (1968), 30 attempts

MOST CONSECUTIVE POINTS AFTER TOUCHDOWN

- 110 Garo Yepremian (7th in 1972 to 2nd in 1975)
- 110 Pete Stoyanovich (16th in 1992 to 16th in 1995)

HIGHEST POINT AFTER TOUCHDOWN PCT.

Career (minimum 150 attempts)

- 98.4 Pete Stoyanovich (1989-95), 246 of 250
- 98.2 Olindo Mare (1997-01), 165 of 168
- 95.3 Fuad Reveiz (1985-88), 161 of 169
- 94.9 Garo Yepremian (1970-78), 335 of 353
- 94.8 Uwe Von Schamann (1979-84), 237 of 250

MOST TWO-POINT CONVERSIONS

Career

- 2 Irving Fryar (1993-95), 2 pass
- 1 Ten times (last - James McKnight, 9/23/01 vs. Oakland)

Season

- 2 Irving Fryar (1994), 2 pass

RUSHING

MOST RUSHING YARDS

Career

- 6,737 Larry Csonka (1968-74, 1979), 1,506 attempts
- 3,877 Mercury Morris (1969-75), 754 attempts
- 3,644 Jim Kiick (1968-74), 997 attempts
- 3,543 Tony Nathan (1979-87), 732 attempts
- 3,063 Karim Abdul-Jabbar (1996-99), 888 attempts

Season

- 1,258 Delvin Williams (1978), 4.6 per carry
- 1,139 Lamar Smith (2000), 3.7 per carry
- 1,117 Larry Csonka (1972), 5.2 per carry
- 1,116 Karim Abdul-Jabbar (1996), 3.6 per carry
- 1,051 Larry Csonka (1971), 5.4 per carry
- 1,003 Larry Csonka (1973), 4.6 per carry
- 1,000 Mercury Morris (1972), 5.3 per carry

Game

- *209 Lamar Smith (12/30/00 vs. Indianapolis), 40 attempts
- 197 Mercury Morris (9/30/73 vs. New England), 15 attempts
- 172 Gary Davis (12/17/77 vs. Buffalo), 26 attempts
- 169 Troy Stradford (11/22/87 at Dallas), 17 attempts
- 159 Sammie Smith (9/9/90 at New England), 23 attempts

MOST RUSHING YARDS BY ROOKIE

Season

- 1,116 Karim Abdul-Jabbar (1996), 3.6 per carry
- 711 Andra Franklin (1981), 3.5 per carry
- 659 Sammie Smith (1989), 3.3 per carry
- 621 Jim Kiick (1968), 3.8 per carry
- 619 Troy Stradford (1987), 4.3 per carry

Game

- 169 Troy Stradford (11/22/87 at Dallas), 17 attempts
- 152 Karim Abdul-Jabbar (12/22/96 at N.Y. Jets), 30 attempts
- 140 Leroy Harris (12/5/77 vs. Baltimore), 17 attempts
- 124 Karim Abdul-Jabbar (9/15/96 vs. N.Y. Jets), 23 attempts
- 123 Sammie Smith (11/7/89 vs. Indianapolis), 25 attempts

MOST RUSHING ATTEMPTS

Career

- 1,506 Larry Csonka (1968-74, 1979)
- 997 Jim Kiick (1968-74)
- 888 Karim Abdul-Jabbar (1996-99)
- 754 Mercury Morris (1969-75)
- 732 Tony Nathan (1979-87)

Season

- 313 Lamar Smith (2001)
- 309 Lamar Smith (2000)
- 307 Karim Abdul-Jabbar (1996)
- 283 Karim Abdul-Jabbar (1997)
- 272 Delvin Williams (1978)

Game

- *40 Lamar Smith (12/30/00 vs. Indianapolis), 209 yards
- **33 Larry Csonka (1/13/74 vs. Minnesota), 145 yards
- 33 Karim Abdul-Jabbar (9/20/98 vs. Pittsburgh), 108 yards
- 31 Mercury Morris (10/5/75 at Green Bay), 125 yards
- 31 J.J. Johnson (11/21/99 vs. New England), 106 yards

MOST RUSHING ATTEMPTS BY ROOKIE

Season

- 307 Karim Abdul-Jabbar (1996)
- 201 Andra Franklin (1981)
- 200 Sammie Smith (1989)
- 165 Jim Kiick (1968)
- 164 J.J. Johnson (1999)

Game

- 31 J.J. Johnson (11/21/99 vs. New England), 106 yards
- 30 Troy Stradford (12/7/87 vs. N.Y. Jets), 120 yards
- 30 Karim Abdul-Jabbar (12/22/96 at N.Y. Jets), 152 yards
- 29 Karim Abdul-Jabbar (11/3/96 at New England), 104 yards
- 27 Karim Abdul-Jabbar (12/16/96 vs. Buffalo), 76 yards

MOST RUSHING TOUCHDOWNS

Career

- 53 Larry Csonka (1968-74, 1979)

- 33 Karim Abdul-Jabbar (1996-99)
- 29 Mercury Morris (1969-75)
- 28 Jim Kiick (1968-74)
- 25 Don Nottingham (1973-77)

Season

- 15 Karim Abdul-Jabbar (1997)
- 14 Lamar Smith (2000)
- 12 Mercury Morris (1972)
- 12 Don Nottingham (1975)
- 12 Larry Csonka (1979)
- 11 Ron Davenport (1985)
- 11 Karim Abdul-Jabbar (1996)
- 10 Mercury Morris (1973)

Game

- 3 Jim Kiick (12/20/70 vs. Buffalo), 4,2,2
- 3 Mercury Morris (11/12/72 vs. New England), 4,4,6
- 3 Mercury Morris (9/30/73 vs. New England), 24,70,35
- *3 Larry Csonka (12/30/73 vs. Oakland), 11,2,2
- 3 Don Nottingham (11/3/74 vs. Atlanta), 1,2,1
- 3 Don Nottingham (10/5/75 at Green Bay), 11,1,11
- 3 Don Nottingham (10/26/75 at Buffalo), 1,1,1
- 3 Larry Csonka (9/23/79 vs. Chicago), 12,9,1
- 3 Larry Csonka (11/29/79 vs. New England), 1,1,1
- 3 Ronald Scott (10/11/87 vs. Kansas City), 2,4,3
- 3 Troy Stradford (12/7/87 vs. N.Y. Jets), 1,1,1
- 3 Sammie Smith (12/10/89 vs. New England), 1,7,2
- 3 Bernie Parmalee (12/25/94 vs. Detroit), 1,1,6
- 3 Karim Abdul-Jabbar (10/19/97 at Baltimore), 5,5,6
- 3 Karim Abdul-Jabbar (11/23/97 at New England), 1,1,1

MOST RUSHING TOUCHDOWNS BY ROOKIE

Season

- 11 Ron Davenport (1985)
- 11 Karim Abdul-Jabbar (1996)
- 7 Andra Franklin (1981)
- 6 Larry Csonka (1968)
- 6 Troy Stradford (1987)
- 6 Sammie Smith (1989)

Game

- 3 Ronald Scott (10/11/87 vs. Kansas City)
- 3 Troy Stradford (12/7/87 vs. N.Y. Jets)
- 3 Sammie Smith (12/10/89 vs. New England)

MOST CONSECUTIVE GAMES WITH RUSHING TOUCHDOWN

- 5 Mercury Morris (6th through 10th in 1972)
- 5 Don Nottingham (2nd through 6th in 1975)
- 5 Pete Johnson (8th through 12th in 1984)
- 5 Karim Abdul-Jabbar (10th through 14th in 1997)

HIGHEST RUSHING AVERAGE

Career (minimum 300 attempts)

- 5.1 Mercury Morris (1969-75), 754 attempts
- 4.8 Tony Nathan (1979-87), 732 attempts
- 4.5 Larry Csonka (1968-74, 1979), 1,506 attempts
- 4.4 Norm Bulaich (1975-79), 340 attempts
- 4.4 Gary Davis (1976-79), 318 attempts

Season (minimum 100 attempts)

- 6.4 Mercury Morris (1973), 149/954 yards
- 5.4 Larry Csonka (1971), 195/1,051 yards
- 5.3 Mercury Morris (1972), 190/1,000 yards
- 5.3 Tony Nathan (1981), 147/782 yards
- 5.2 Larry Csonka (1972), 213/1,117 yards

Game (minimum 10 attempts)

- 13.1 Mercury Morris (9/30/73 vs. New England) 15/197
- 12.6 Abner Haynes (9/17/67 vs. Denver), 12/151
- 12.6 Delvin Williams (11/9/80 at Los Angeles), 12/151

MOST 100-YARD RUSHING GAMES

Career

- 15 Larry Csonka (1968-74, 1979)
- 10 Mercury Morris (1969-75)
- 7 Karim Abdul-Jabbar (1996-99)
- 8 Benny Malone (1974-78)
- 7 Mark Higgs (1990-94)
- 7 Lamar Smith (2000-01)

Season

- 5 Delvin Williams (1978)
- 4 Larry Csonka (1972)
- 4 Karim Abdul-Jabbar (1996)
- 4 Lamar Smith (2000)
- 3 13 times (last - Lamar Smith, 2001)

MOST 100-YARD RUSHING GAMES BY ROOKIE

Season

- 4 Karim Abdul-Jabbar (1996)
- 3 Benny Malone (1974)
- 3 Troy Stradford (1987)
- 2 Jim Kiick (1968)
- 2 Leroy Harris (1977)

MOST CONSECUTIVE 100-YARD RUSHING GAMES

- 2 Larry Csonka (11th through 12th in 1970)
- 2 Benny Malone (7th through 8th in 1974)
- 2 Don Nottingham (2nd through 3rd in 1975)
- 2 Mercury Morris (5th through 6th in 1975)
- 2 Benny Malone (7th through 8th in 1976)
- 2 Benny Malone (4th through 5th in 1977)
- 2 Andra Franklin (5th through 6th in 1982)
- 2 Mark Higgs (1st through 2nd in 1991)
- 2 Bernie Parmalee (7th through 8th in 1994)

LONGEST RUNS FROM SCRIMMAGE

- 77t Leroy Harris (12/5/77 vs. Baltimore)
- 77t Keith Byars (11/25/93 at Dallas)
- 71t Jerris McPhail (10/27/97 vs. Chicago)
- 70t Mercury Morris (9/30/73 vs. New England)

- 70 Mercury Morris (10/15/73 at Cleveland)
- 68t Lamar Smith (10/23/00 at N.Y. Jets)
- 66t Benny Malone (10/9/77 at Baltimore)
- 65t Abner Haynes (9/17/67 vs. Denver)
- 65t Gary Davis (9/17/78 vs. Buffalo)
- 65 Delvin Williams (11/9/80 at Los Angeles)
- 64 Ron Davenport (12/18/88 at Pittsburgh)
- 63 Norm Bulaich (9/10/78 at Baltimore)
- 60t Gary Davis (12/17/77 vs. Buffalo)

PASSING

MOST YARDS PASSING

Career

- 61,361 Dan Marino (1983-99)
- 25,092 Bob Griese (1967-80)
- 5,928 David Woodley (1980-83)
- 5,692 Jay Fiedler (2000-01)
- 4,613 Don Strock (1974-87)

Season

- 5,084 Dan Marino (1984)
- 4,746 Dan Marino (1986)
- 4,453 Dan Marino (1994)
- 4,434 Dan Marino (1988)
- 4,137 Dan Marino (1985)

Game

- 521 Dan Marino (10/23/88 vs. N.Y. Jets), 35 of 60
- 473 Dan Marino (9/4/94 vs. New England), 23 of 42
- 470 Dan Marino (12/2/84 vs. L.A. Raiders), 35 of 57
- 450 Dan Marino (10/1/95 at Cincinnati), 33 of 48
- 448 Dan Marino (9/21/86 at N.Y. Jets), 30 of 50

MOST YARDS PASSING BY ROOKIE

Season

- 2,210 Dan Marino (1983)
- 2,005 Bob Griese (1967)
- 1,850 David Woodley (1980)

Game

- 322 Dan Marino (10/9/83 vs. Buffalo), 19 of 29
- 279 Dan Marino (10/30/83 vs. L.A. Rams), 25 of 38
- 270 Bob Griese (12/17/67 vs. Boston), 17 of 32
- 251 David Woodley (11/20/80 vs. San Diego), 22 of 34
- 240 Dan Marino (11/20/83 vs. Baltimore), 14 of 21

MOST PASS ATTEMPTS

Career

- 8,358 Dan Marino (1983-99)
- 3,429 Bob Griese (1967-80)
- 961 David Woodley (1980-83)
- 807 Jay Fiedler (2000-01)
- 688 Don Strock (1974-87)

Season

- 623 Dan Marino (1986), 378 completions
- 615 Dan Marino (1994), 385 completions
- 606 Dan Marino (1988), 354 completions
- 567 Dan Marino (1985), 335 completions
- 564 Dan Marino (1984), 362 completions

Game

- *64 Dan Marino (12/30/95 at Buffalo), 33 completions
- 60 Dan Marino (10/23/88 vs. N.Y. Jets), 35 completions
- 60 Dan Marino (11/23/97 at New England), 38 completions
- 57 Dan Marino (12/2/84 vs. L.A. Raiders), 35 completions
- 57 Dan Marino (12/13/98 vs. N.Y. Jets), 30 completions
- 55 Kyle Mackey (10/18/87 at N.Y. Jets), 26 completions
- 55 Dan Marino (9/24/89 vs. N.Y. Jets), 33 completions

MOST PASS ATTEMPTS BY ROOKIE**Season**

- 331 Bob Griese (1967), 166 completions
- 327 David Woodley (1980), 176 completions
- 296 Dan Marino (1983), 173 completions

Game

- 42 David Woodley (10/27/80 at N.Y. Jets), 22 completions
- 41 Bob Griese (12/23/67 vs. Houston), 16 completions
- 41 David Woodley (12/20/80 vs. N.Y. Jets), 20 completions
- 39 Bob Griese (11/12/67 at San Diego), 13 completions
- 38 Dan Marino (10/30/83 vs. L.A. Rams), 25 completions

MOST PASS COMPLETIONS**Career**

- 4,967 Dan Marino (1983-99)
- 1,926 Bob Griese (1967-80)
- 508 David Woodley (1980-83)
- 477 Jay Fiedler (2000-01)
- 388 Don Strock (1974-87)

Season

- 385 Dan Marino (1994), 615 attempts
- 378 Dan Marino (1986), 623 attempts
- 362 Dan Marino (1984), 564 attempts
- 354 Dan Marino (1988), 606 attempts
- 336 Dan Marino (1985), 567 attempts

Game

- 39 Dan Marino (11/16/86 at Buffalo), 54 attempts
- 38 Dan Marino (11/23/97 at New England), 60 attempts
- 35 Dan Marino (12/2/84 vs. L.A. Raiders), 57 attempts
- 35 Dan Marino (10/23/88 vs. N.Y. Jets), 60 attempts
- 35 Dan Marino (12/3/95 vs. Atlanta), 50 attempts

MOST PASS COMPLETIONS BY ROOKIE**Season**

- 176 David Woodley (1980), 327 attempts
- 173 Dan Marino (1983), 296 attempts
- 166 Bob Griese (1967), 331 attempts

Game

- 25 Dan Marino (10/30/83 vs. L.A. Rams), 38 attempts

- 22 David Woodley (10/27/80 at N.Y. Jets), 42 attempts
- 22 David Woodley (11/20/80 vs. San Diego), 34 attempts
- 20 David Woodley (12/20/80 vs. N.Y. Jets), 41 attempts
- 19 Dan Marino (10/9/83 vs. Buffalo), 29 attempts

MOST CONSECUTIVE PASS COMPLETIONS

- 15 Dan Marino (11/8/92 at Indianapolis through 11/16/92 vs. Buffalo)
- 14 Dan Marino (11/17/96 at Houston through 11/25/96 vs. Pittsburgh)
- 13 Earl Morrall (12/1/75 vs. New England)
- 13 Dan Marino (11/10/96 vs. Indianapolis)
- *12 Don Strock (1/2/82 vs. San Diego)
- 12 Dan Marino (11/30/86 vs. Atlanta through 12/7/86 at New Orleans)

MOST TOUCHDOWN PASSES**Career**

- 420 Dan Marino (1983-99)
- 192 Bob Griese (1967-80)
- 39 Don Strock (1974-87)
- 34 David Woodley (1980-83)
- 34 Jay Fiedler (2000-01)

Season

- 48 Dan Marino (1984) of 362 completions
- 44 Dan Marino (1986) of 378 completions
- 30 Dan Marino (1985) of 336 completions
- 30 Dan Marino (1994) of 385 completions
- 28 Dan Marino (1988) of 354 completions

Game

- 6 Bob Griese (11/24/77 at St. Louis)
- 6 Dan Marino (9/21/86 at N.Y. Jets)
- 5 Dan Marino (9/2/84 at Washington)
- 5 Dan Marino (12/8/85 at Green Bay)
- 5 Dan Marino (12/14/86 at L.A. Rams)
- 5 Dan Marino (11/27/88 at N.Y. Jets)
- 5 Dan Marino (9/4/94 vs. New England)
- 4 19 times (last — Dan Marino, 12/21/98 vs. Denver)

MOST TOUCHDOWN PASSES BY ROOKIE**Season**

- 20 Dan Marino (1983) of 173 completions
- 15 Bob Griese (1967) of 166 completions
- 14 David Woodley (1980) of 176 completions

Game

- 3 Bob Griese (12/17/67 vs. New England)
- 3 David Woodley (11/9/80 at L.A. Rams)
- 3 David Woodley (12/14/80 at Baltimore)
- 3 Dan Marino (10/9/83 vs. Buffalo)
- 3 Dan Marino (10/16/83 at N.Y. Jets)
- 3 Dan Marino (11/28/83 vs. Cincinnati)

MOST CONSECUTIVE GAMES WITH TOUCHDOWN PASS

- 30 Dan Marino (10th in 1985 through 2nd in 1987 and 6th through 10th in 1987)

MOST PASSES HAD INTERCEPTED**Career**

- 252 Dan Marino (1983-99)
- 172 Bob Griese (1967-80)

- 42 David Woodley (1980-83)
- 37 Don Strock (1974-87)
- 33 Jay Fiedler (2000-01)

Season

- 23 Dan Marino (1986), 623 attempts
- 23 Dan Marino (1988), 606 attempts
- 22 Dan Marino (1989), 550 attempts
- 21 Dan Marino (1985), 567 attempts
- 19 Jay Fiedler (2001), 450 attempts

Game

- 5 Bob Griese (12/23/67 vs. Houston), 41 attempts
- 5 Rick Norton (11/23/69 vs. Houston), 26 attempts
- 5 David Woodley (10/25/81 at Dallas), 37 attempts
- 5 Kyle Mackey (10/18/87 at N.Y. Jets), 55 attempts
- 5 Dan Marino (10/23/88 vs. N.Y. Jets), 60 attempts
- 5 Dan Marino (11/25/99 at Dallas), 36 attempts

MOST PASSES HAD INTERCEPTED AS ROOKIE

Season

- 18 Bob Griese (1967), 331 attempts
- 17 David Woodley (1980), 327 attempts
- 10 George Wilson, Jr. (1966), 112 attempts

Game

- 5 Bob Griese (12/23/67 vs. Houston), 41 attempts
- 3 Bob Griese (11/6/66 vs. Buffalo), 31 attempts
- 3 David Woodley (9/28/80 vs. New Orleans), 15 attempts

MOST CONSECUTIVE GAMES WITH NO PASSES INTERCEPTED

- 5 Jay Fiedler (8th through 11th, 13th in 2000 - missed 12th in 2000)
- 4 Bob Griese (5th through 8th in 1971)
- 4 Dan Marino (4th through 7th in 1997)

MOST CONSECUTIVE PASSES WITH NONE INTERCEPTED

- 156 Dan Marino (3rd through 8th in 1997)
- 122 Bob Griese (10th through 14th in 1967)

LOWEST INTERCEPTION RATE

Career (minimum 250 attempts)

- 2.78 Damon Huard (1997-00), 8 of 288 attempts
- 3.02 Dan Marino (1983-99), 252 of 8,358 attempts
- 4.09 Jay Fiedler (2000-01), 33 of 807 attempts
- 4.37 David Woodley (1980-83), 42 of 961 attempts
- 5.02 Bob Griese (1967-80), 172 of 3,429 attempts

Season (minimum 150 attempts)

- 1.85 Damon Huard (1999), 4 of 216 attempts
- 2.00 Dan Marino (1993), 3 of 150 attempts
- 2.01 Dan Marino (1997), 11 of 548 attempts
- 2.03 Dan Marino (1983), 6 of 296 attempts
- 2.07 Dan Marino (1990), 11 of 531 attempts

HIGHEST COMPLETION PERCENTAGE

Career (minimum 150 completions)

- 59.4 Dan Marino (1983-99), 4,967 of 8,358 attempts
- 59.1 Jay Fiedler (2000-01), 477 of 807 attempts
- 59.0 Damon Huard (1997-00), 170 of 288 attempts
- 56.2 Bob Griese (1967-80), 1,926 of 3,429 attempts

Season (minimum 75 completions)

- 64.2 Dan Marino (1984), 362 of 564 attempts
- 64.1 Dan Marino (1995), 309 of 482 attempts
- 63.0 Bob Griese (1978), 148 of 235 attempts
- 62.6 Dan Marino (1994), 385 of 615 attempts
- 61.8 Bob Griese (1975), 118 of 191 attempts

Game (minimum 12 completions)

- 92.3 Bob Griese (12/18/78 vs. New England), 12 of 13 attempts
- *84.2 David Woodley (1/8/83 vs. New England), 16 of 19 attempts
- 82.4 Earl Morrall (12/1/75 vs. New England), 14 of 17 attempts
- 81.8 Don Strock (12/10/83 vs. Atlanta), 18 of 22 attempts
- 81.3 Dan Marino (12/4/88 vs. Indianapolis), 26 of 32 attempts
- 81.0 Bob Griese (10/22/67 vs. N.Y. Jets), 17 of 21 attempts

HIGHEST COMPLETION PERCENTAGE BY ROOKIE

Season (minimum 75 completions)

- 58.4 Dan Marino (1983), 173 of 296 attempts
- 53.8 David Woodley (1980), 176 of 327 attempts
- 50.2 Bob Griese (1967), 166 of 331 attempts

Game (minimum 12 completions)

- 81.0 Bob Griese (10/22/67 vs. N.Y. Jets), 17 of 21 attempts
- 72.0 David Woodley (11/16/80 vs. San Francisco), 18 of 25 attempts
- 68.8 David Woodley (11/2/80 at Oakland), 11 of 16 attempts
- 66.7 Dan Marino (11/20/83 vs. Baltimore), 14 of 21 attempts
- 65.8 Dan Marino (10/30/83 vs. L.A. Rams), 25 of 38 attempts

HIGHEST PASSER RATING

Career (minimum 250 attempts)

- 86.4 Dan Marino (1983-99)
- 77.7 Jay Fiedler (2000-01)
- 77.1 Bob Griese (1967-80)
- 76.2 Earl Morrall (1972-76)
- 74.6 Damon Huard (1997-00)

Season (minimum 150 attempts)

- 108.9 Dan Marino (1984)
- 96.0 Dan Marino (1983)
- 95.9 Dan Marino (1993)
- 92.5 Dan Marino (1986)
- 91.0 Earl Morrall (1972)

HIGHEST PASSER RATING BY ROOKIE

Season (minimum 150 attempts)

- 96.0 Dan Marino (1983)

- 63.1 David Woodley (1980)
61.6 Bob Griese (1967)

HIGHEST AVERAGE GAIN

Career (minimum 250 attempts)

- 8.22 Earl Morrall (1972-76), 284/2,335 yards
7.34 Dan Marino (1983-99), 8,358/61,361 yards
7.32 Bob Griese (1967-80), 3,429/25,092 yards
7.05 Jay Fiedler (2000-01), 807/5,692 yards
6.70 Don Strock (1974-87), 688/4,613 yards

Season (minimum 150 attempts)

- 9.07 Earl Morrall (1972), 150/1,360
9.01 Dan Marino (1984), 564/5,084
8.86 Bob Griese (1975), 191/1,693
8.24 Bob Griese (1970), 245/2,019
8.12 Dan Marino (1993), 150/1,218

Game (minimum 20 attempts)

- *13.16 Dan Marino (1/6/85 vs. Pittsburgh), 32/421
12.52 Earl Morrall (12/15/74 vs. New England), 23/288
11.92 Dan Marino (9/30/84 at St. Louis), 36/429
11.43 Dan Marino (11/20/83 vs. Baltimore), 21/240
11.26 Dan Marino (9/4/94 vs. New England), 42/473

MOST 300-YARD PASSING GAMES

Career

- 63 Dan Marino (1983-99)
3 Bob Griese (1967-80)
2 David Woodley (1980-83)
2 Steve DeBerg (1993)
1 John Stofa (1966-67, 1969-70)
1 Don Strock (1974-87)
1 Scott Mitchell (1990-93)
1 Bernie Kosar (1994-96)
1 Jay Fiedler (2000-01)

Season

- 9 Dan Marino (1984)
6 Dan Marino (1985)
6 Dan Marino (1986)
6 Dan Marino (1988)
5 Dan Marino (1989)
5 Dan Marino (1994)

MOST CONSECUTIVE 300-YARD PASSING GAMES

- 3 Dan Marino (14th through 16th in 1984)
3 Dan Marino (13th through 15th in 1988)
3 Dan Marino (11th through 13th in 1994)
3 Dan Marino (14th through 16th in 1998)

LONGEST PASS PLAYS

- 86t Bob Griese to Paul Warfield (11/14/71 vs. Pittsburgh)
85t Dan Marino to Mark Duper (11/20/83 vs. Baltimore)
85t Dan Marino to Mark Duper (11/2/86 vs. Houston)
80t George Wilson, Jr. to Bo Roberson (10/23/66 at Houston)
80t Dan Marino to Mark Duper (9/23/84 vs. Indianapolis)
80t Dan Marino to Ferrell Edmunds (11/27/88 at N.Y. Jets)

- 80t Dan Marino to Tony Martin (10/4/93 vs. Washington)
79t Bob Griese to Nat Moore (11/2/75 at Chicago)
78t Dan Marino to Mark Clayton (11/12/89 at N.Y. Jets)
77t Scott Mitchell to Mark Ingram (10/31/93 vs. Kansas City)
**76t David Woodley to Jimmy Cefalo (1/30/83 vs. Washington)
*75t Bob Griese to Paul Warfield (1/2/72 vs. Baltimore)

PASS RECEIVING

MOST RECEPTIONS

Career

- 550 Mark Clayton (1983-92)
511 Mark Duper (1982-92)
510 Nat Moore (1974-86)
415 O.J. McDuffie (1993-01)
383 Tony Nathan (1979-87)

Season

- 90 O.J. McDuffie (1998), 1,050 yards
86 Mark Clayton (1988), 1,129 yards
76 O.J. McDuffie (1997), 943 yards
75 Terry Kirby (1993), 874 yards
74 O.J. McDuffie (1996), 918 yards

Game

- 12 Jim Jensen (11/6/88 at New England), 110 yards
*11 O.J. McDuffie (12/30/95 at Buffalo), 154 yards
11 O.J. McDuffie (12/13/98 vs. N.Y. Jets), 105 yards
10 Duriel Harris (10/28/79 vs. Green Bay), 180 yards
10 Tony Nathan (9/29/85 at Denver), 120 yards
**10 Tony Nathan (1/20/85 vs. San Francisco), 83 yards
10 Tony Nathan (12/8/85 at Green Bay), 86 yards
*10 Tony Nathan (1/4/86 vs. Cleveland), 101 yards
10 Tony Nathan (9/28/86 vs. San Francisco), 101 yards
10 Ron Davenport (12/7/87 vs. N.Y. Jets), 72 yards
10 Mark Clayton (10/23/88 vs. N.Y. Jets), 153 yards
10 Keith Byars (9/25/94 at Minnesota), 79 yards
10 Tony Martin (10/10/99 at Indianapolis), 166 yards
10 Rob Konrad (1/2/00 at Washington), 68 yards

MOST RECEPTIONS BY ROOKIE

Season

- 75 Terry Kirby (1993), 874 yards
67 Jack Clancy (1967), 868 yards
48 Troy Stradford (1987), 457 yards
48 Chris Chambers (2001), 883 yards

Game

- 10 Rob Konrad (1/2/00 at Washington), 68 yards
- 9 Terry Kirby (12/19/93 vs. Buffalo), 148 yards
- 8 Jack Clancy (11/19/67 at Oakland), 114 yards
- 8 Jack Clancy (12/10/67 vs. San Diego), 96 yards
- 8 Troy Stradford (11/1/87 vs. Pittsburgh), 46 yards
- 8 Terry Kirby (12/5/93 vs. N. Y. Giants), 95 yards

MOST CONSECUTIVE GAMES WITH RECEPTION

- 92 Mark Clayton (6th in 1986 through 16th in 1992 - missed 13th in 1986, 1st in 1989, 1st in 1990, 10th through 14th in 1990 and 1st through 3rd in 1992)
- 74 O.J. McDuffie (3rd in 1995 through 15th in 1999, missed 11th through 13th and 16th in 1999)
- 43 Mark Duper (16th in 1989 through 10th in 1992)
- 43 Keith Byars (1st in 1993 through 2nd in 1996 - missed 10th through 16th in 1994)

MOST RECEIVING YARDS**Career**

- 8,869 Mark Duper (1982-92), 17.4 per catch
- 8,643 Mark Clayton (1983-92), 15.7 per catch
- 7,547 Nat Moore (1974-86), 14.8 per catch
- 5,074 O.J. McDuffie (1993-01), 12.2 per catch
- 4,534 Duriel Harris (1976-83, 1985), 16.9 per catch
- 3,592 Tony Nathan (1979-89), 9.4 per catch
- 3,355 Paul Warfield (1970-74), 21.5 per catch
- 3,190 Irving Fryar (1993-95), 16.0 per catch
- 3,152 Tony Martin (1989-93, 1999-00), 15.6 per catch
- 3,064 Howard Twilley (1966-76), 14.5 per catch

Season

- 1,389 Mark Clayton (1984), 73 receptions
- 1,313 Mark Duper (1986), 67 receptions
- 1,306 Mark Duper (1984), 71 receptions
- 1,270 Irving Fryar (1994), 73 receptions
- 1,150 Mark Clayton (1986), 60 receptions
- 1,129 Mark Clayton (1988), 86 receptions
- 1,085 Mark Duper (1991), 70 receptions
- 1,053 Mark Clayton (1991), 70 receptions
- 1,050 O.J. McDuffie (1998), 90 receptions
- 1,037 Tony Martin (1999), 67 receptions
- 1,011 Mark Clayton (1989), 64 receptions
- 1,010 Irving Fryar (1993), 64 receptions
- 1,003 Mark Duper (1983), 51 receptions

Game

- 217 Mark Duper (11/10/85 vs. N.Y. Jets), 8 receptions
- 211 Irving Fryar (9/4/94 vs. New England), 5 receptions
- 210 Nat Moore (10/4/81 vs. N.Y. Jets), 7 receptions
- 202 Mark Duper (10/9/83 vs. Buffalo), 7 receptions

- 180 Duriel Harris (10/28/79 vs. Green Bay), 10 receptions

MOST RECEIVING YARDS BY ROOKIE**Season**

- 883 Chris Chambers (2001), 48 receptions
- 874 Terry Kirby (1993), 75 receptions
- 868 Jack Clancy (1967), 67 receptions
- 605 Nat Moore (1974), 37 receptions
- 575 Ferrell Edmunds (1988), 33 receptions

Game

- 148 Terry Kirby (12/19/93 vs. Buffalo), 9 receptions
- 126 Jack Clancy (12/3/67 at Houston), 7 receptions
- 124 Chris Chambers (12/22/01 at New England), 7 receptions
- 121 Mel Baker (12/15/74 vs. New England), 4 receptions
- 117 Ferrell Edmunds (11/27/88 at N.Y. Jets), 2 receptions
- 116 Duriel Harris (11/22/76 vs. Baltimore), 5 receptions

MOST RECEIVING TOUCHDOWNS**Career**

- 81 Mark Clayton (1983-92), 550 receptions
- 74 Nat Moore (1974-86), 510 receptions
- 59 Mark Duper (1982-92), 511 receptions
- 33 Paul Warfield (1970-74), 156 receptions
- 29 O.J. McDuffie (1993-01), 415 receptions

Season

- 18 Mark Clayton (1984), 73 receptions
- 14 Mark Clayton (1988), 86 receptions
- 12 Nat Moore (1977), 52 receptions
- 12 Mark Clayton (1991), 70 receptions
- 11 Karl Noonan (1968), 58 receptions
- 11 Paul Warfield (1971), 43 receptions
- 11 Paul Warfield (1973), 29 receptions
- 11 Mark Duper (1986), 67 receptions

Game

- 4 Paul Warfield (12/15/73 vs. Detroit), 21,7,16,4
- 4 Mark Ingram (11/27/94 at N.Y. Jets), 10,17,28,8
- 3 Paul Warfield (11/14/71 vs. Pittsburgh), 12,86,60
- 3 Nat Moore (11/24/77 at St. Louis), 4,9,28
- 3 Mark Clayton (12/17/84 vs. Dallas), 41,39,63
- 3 Mark Duper (12/20/87 at L.A. Rams), 69,5,20
- 3 Mark Duper (12/20/87 vs. Washington), 26,59,6
- 3 Irving Fryar (9/4/94 vs. New England), 54,50,35
- 3 O.J. McDuffie (11/29/98 vs. New Orleans), 22,7,9
- 3 Lamar Thomas (12/21/98 vs. Denver), 9,56,17

MOST RECEIVING TOUCHDOWNS BY ROOKIE**Season**

- 7 Chris Chambers (2001), 48 receptions
- 5 Andre Brown (1989), 24 receptions

- 3 Jack Harper (1967), 11 receptions
- 3 Jimmy Cefalo (1978), 6 receptions
- 3 Ferrell Edmunds (1988), 33 receptions
- 3 Terry Kirby (1993), 75 receptions

MOST CONSECUTIVE GAMES WITH RECEIVING TOUCHDOWN

- 6 Paul Warfield (4th through 9th in 1971)
- 6 Mark Clayton (13th through 16th in 1988 and 2nd through 3rd in 1989)

HIGHEST RECEIVING AVERAGE

Career (minimum 100 receptions)

- 21.5 Paul Warfield (1970-74), 156 receptions
- 17.4 Mark Duper (1982-92), 511 receptions
- 16.9 Duriel Harris (1976-83, 1985), 269 receptions
- 16.0 Irving Fryar (1993-95), 199 receptions
- 15.6 Tony Martin (1990-93, 1999-00), 202 receptions

Season (minimum 24 receptions)

- 25.1 Paul Warfield (1970), 28/703 yards
- 23.2 Paul Warfield (1971), 43/996 yards
- 21.8 Jimmy Cefalo (1981), 29/631 yards
- 20.9 Paul Warfield (1972), 29/606 yards
- 20.0 Bo Roberson (1966), 26/519 yards

Game (minimum three receptions)

- 52.7 Paul Warfield (11/14/71 vs. Pittsburgh), 3/158
- 42.2 Irving Fryar (9/4/94 vs. New England), 5/211
- 41.3 Nat Moore (10/10/76 at Baltimore), 3/124
- 40.0 Paul Warfield (10/3/70 vs. Oakland), 3/120
- 38.0 Nat Moore (9/25/77 at San Francisco), 3/114

HIGHEST RECEIVING AVERAGE BY ROOKIE

Season (minimum 24 receptions)

- 18.4 Chris Chambers (2001), 48/883 yards
- 17.4 Ferrell Edmunds (1988), 33/575 yards
- 17.1 Andre Brown (1989), 24/410 yards

Game (minimum three receptions)

- 37.7 Chris Chambers (11/11/01 at Indianapolis), 3/113
- 30.3 Mel Baker (12/15/74 vs. New England), 4/121
- 25.3 Chris Chambers (10/28/01 at Seattle), 3/76

MOST 100-YARD RECEIVING GAMES

Career

- 28 Mark Duper (1982-92)
- 22 Mark Clayton (1983-92)
- 12 Nat Moore (1974-86)
- 10 Paul Warfield (1970-74)
- 10 Duriel Harris (1976-83, 1985)
- 10 Irving Fryar (1993-95)

Season

- 8 Mark Duper (1986)
- 6 Mark Clayton (1984)
- 6 Irving Fryar (1994)
- 5 Mark Clayton (1989)
- 5 Tony Martin (1999)
- 4 Paul Warfield (1971)

- 4 Duriel Harris (1979)
- 4 Mark Duper (1984)

MOST 100-YARD RECEIVING GAMES BY ROOKIE

Season

- 3 Jack Clancy (1967)
- 3 Chris Chambers (2001)
- 2 Terry Kirby (1993)
- 1 Mel Baker (1974)
- 1 Duriel Harris (1976)
- 1 Ferrell Edmunds (1988)
- 1 Andre Brown (1989)

MOST CONSECUTIVE 100-YARD RECEIVING GAMES

- 4 Irving Fryar (10th through 13th in 1994)
- 3 Mark Clayton (14th through 16th in 1984)
- 3 Mark Duper (3rd through 5th in 1986)

TOTAL YARDS FROM SCRIMMAGE

(rushing/receiving)

Career

- 8,859 Mark Duper (1982-92), -10/8,869
- 8,751 Mark Clayton (1983-92), 108/8,643
- 7,795 Nat Moore (1974-86), 248/7,547
- 7,425 Larry Csonka (1968-74, 1979), 6,737/688
- 7,135 Tony Nathan (1979-87), 3,543/3,592
- 5,854 Jim Kiick (1968-74), 3,644/2,210
- 5,123 O.J. McDuffie (1993-01), 49/5,074
- 4,567 Duriel Harris (1976-83, 1985), 33/4,534

Season

- 1,450 Delvin Williams (1978), 1,258/192
- 1,424 Mark Clayton (1984), 35/1,389
- 1,340 Lamar Smith (2000), 1,139/201
- 1,318 Tony Nathan (1985), 667/651
- 1,306 Mark Duper (1984), 0/1,306
- 1,303 Mark Duper (1986), -10/1,313
- 1,276 Lorenzo Hampton (1986), 830/446
- 1,270 Irving Fryar (1994), 0/1,270
- 1,264 Terry Kirby (1993), 390/874
- 1,255 Karim Abdul-Jabbar (1996), 1,116/139

Game

- 252 Troy Stradford (11/22/87 at Dallas), 169/83
- *227 Lamar Smith (12/30/00 vs. Indianapolis), 209/18
- 217 Mark Duper (11/10/85 vs. N.Y. Jets), 0/217

By Rookie, Season

- 1,264 Terry Kirby (1993), 390/874
- 1,255 Karim Abdul-Jabbar (1996), 1,116/139
- 1,076 Troy Stradford (1987), 619/457
- 1,043 Jim Kiick (1968), 621/422
- 872 Chris Chambers (2001), -11/883

COMBINED YARDAGE

(rushing/receiving/returns)

Career

- 9,276 Mark Clayton (1983-92), 108/8,643/525
- 8,950 Nat Moore (1974-86), 248/7,547/1,155
- 8,859 Mark Duper (1982-92), -10/8,869/0
- 8,752 Tony Nathan (1979-87), 3,543/3,592/1,617
- 8,353 O.J. McDuffie (1993-01), 49/5,074/3,230
- 7,486 Mercury Morris (1969-75), 3,877/491/3,118

Season

- 1,683 Chris Chambers (2001), -11/883/811
1,655 John Avery (1998), 503/67/1,085
1,603 Tony Nathan (1979), 68/213/1,322
1,552 O.J. McDuffie (1995), 6/819/727
1,524 Brock Marion (1999), 0/0/1,524

Game

- 302 Mercury Morris (11/1/70 at Baltimore)
8-89/3-68/6-145
*280 O.J. McDuffie (12/30/95 at Buffalo)
1-9/11-154/6-117
254 Freddie Solomon (10/9/77 at Baltimore)
0-0/4-51/7-203
252 Freddie Solomon (12/5/76 vs. Buffalo)
1-59/5-114/1-79t
252 Troy Stradford (11/22/87 at Dallas)
17-169/6-83/0-0

By Rookie, Season

- 1,683 Chris Chambers (2001), -11/883/811
1,655 John Avery (1998), 503/67/1,085
1,603 Tony Nathan (1979), 68/213/1,322

PUNTING

MOST PUNTS

Career

- 633 Larry Seiple (1967-77), 25,347 yards
555 Reggie Roby (1983-92), 24,035 yards
227 George Roberts (1978-80), 9,314 yards

Season

- 93 Klaus Wilmsmeyer (1998), 42.5 average
92 Matt Turk (2000), 42.1 average
83 Tom Orosz (1981), 40.8 average
81 George Roberts (1978), 40.3 average
81 Matt Turk (2001), 41.0 average

Game

- 10 George Wilson, Jr. (9/9/66 vs. N.Y.
Jets), 483 yards
10 George Roberts (10/12/80 at New
England), 445 yards
10 Klaus Wilmsmeyer (9/20/98 vs.
Pittsburgh), 458 yards
9 Larry Seiple (9/18/77 at Buffalo), 325
yards
9 Matt Turk (9/10/00 at Minnesota), 394
yards

HIGHEST PUNTING AVERAGE

Career (minimum 120 punts)

- 44.2 John Kidd (1994-97), 201 punts
43.3 Reggie Roby (1983-92), 555 punts
41.6 Matt Turk (2000-01), 173 punts

Season (minimum 40 punts)

- 46.3 John Kidd (1996), 78 punts
45.7 Reggie Roby (1991), 54 punts
44.7 Reggie Roby (1984), 51 punts
44.2 Reggie Roby (1986), 56 punts
43.7 Reggie Roby (1985), 59 punts

Game (minimum 4 punts)

- 58.5 Reggie Roby (9/28/86 vs. San Francisco),
4-234 yards
54.4 John Kidd (10/27/96 vs. Dallas), 5-272
yards
53.8 Reggie Roby (10/20/91 vs. Houston),
4-215 yards

- 52.7 Reggie Roby (9/22/91 vs. Green Bay),
7-369 yards

- 52.3 Reggie Roby (9/15/91 at Detroit), 4-
209 yards

LONGEST PUNTS

- 77 Reggie Roby (11/29/87 at Buffalo), net 77
77 Matt Turk (11/25/01 at Buffalo), touchback
73 Larry Seiple (11/14/71 vs. Pittsburgh),
touchback
73 Reggie Roby (9/28/86 vs. San Francisco),
touchback
73 Reggie Roby (10/5/86 at New England),
net 73
71 George Roberts (11/2/80 at Oakland),
net 62

PUNT RETURNS

MOST PUNT RETURNS

Career

- 127 Jake Scott (1970-75)
127 O.J. McDuffie (1993-01)
79 Tom Vigorito (1981-85)
75 Scott Schwedes (1987-90)
71 Freddie Solomon (1975-77)

Season

- 41 Mark Clayton (1983), 9.6 average
36 Tom Vigorito (1981), 10.5 average
33 Jake Scott (1971), 9.6 average

Game

- 7 Mercury Morris (10/19/69 at Kansas
City), 17.6 average
6 Jake Scott (11/10/74 at New Orleans),
16.5 average
6 Freddie Solomon (12/5/77 vs. Baltimore),
9.3 average
6 Tom Vigorito (11/30/81 vs. Philadelphia),
12.2 average
6 Mark Clayton (11/20/83 vs. Baltimore),
16.2 average
6 Vince Heflin (9/23/84 vs. Indianapolis),
12.7 average
*6 Nate Jacquet (1/9/00 at Seattle), 10.5
avg.

MOST PUNT RETURN YARDS

Career

- 1,330 Jake Scott (1970-75)
1,127 O.J. McDuffie (1993-01)
830 Tom Vigorito (1981-85)
810 Freddie Solomon (1975-77)

Season

- 392 Mark Clayton (1983), 9.6 average
379 Tom Vigorito (1981), 10.5 average
377 Jeff Ogden (2001), 11.8 average

Game

- 123 Mercury Morris (10/19/69 at Kansas
City), 7 returns
114 O.J. McDuffie (12/13/93 vs. Pittsburgh),
5 returns
106 James Pruitt (9/14/86 vs. Indianapolis),
2 returns
99 Jake Scott (11/10/74 at New Orleans),
6 returns

MOST PUNT RETURN TOUCHDOWNS

Career

- 2 Freddie Solomon (1975-77)
- 2 Tom Vigorito (1981-85)
- 2 O.J. McDuffie (1993-01)

Season

- 2 O.J. McDuffie (1993)

LONGEST PUNT RETURNS

- 87t Tom Vigorito (9/10/81 vs. Pittsburgh)
- 86t Tony Nathan (10/14/79 vs. Buffalo)
- 81t Jeff Ogden (10/29/00 vs. Green Bay)
- 79t Freddie Solomon (12/5/76 vs. Buffalo)
- 77t Jake Scott (11/22/70 vs. Baltimore)
- 72t O.J. McDuffie (12/13/93 vs. Pittsburgh)
- 71t James Pruitt (9/14/86 vs. Indianapolis)
- 71t O.J. McDuffie (10/24/93 vs. Indianapolis)

HIGHEST PUNT RETURN AVERAGE

Career (minimum 50 returns)

- 13.7 Jeff Ogden (2000-01), 51 returns
- 11.4 Freddie Solomon (1975-77), 71 returns
- 10.5 Jake Scott (1970-75), 127 returns
- 10.5 Tom Vigorito (1981-85), 79 returns

Season (minimum 15 returns)

- 17.0 Jeff Ogden (2000), 19 returns
- 12.5 Nate Jacquet (1999), 28 returns
- 12.3 Freddie Solomon (1975), 26 returns
- 12.2 Terrell Buckley (1998), 29 returns
- 12.1 Jake Scott (1973), 22 returns

Game (minimum 4 returns)

- 22.8 O.J. McDuffie (12/13/93 vs. Pittsburgh), 5-114 yards
- 21.5 O.J. McDuffie (10/24/93 vs. Indianapolis), 4-86 yards
- 21.5 Nate Jacquet (10/17/99 at New England), 4-86 yards
- 18.8 Charlie Babb (11/23/75 vs. Baltimore), 4-75 yards

MOST FAIR CATCHES

Career

- 91 O.J. McDuffie (1993-01) of 218 punts
- 55 Jake Scott (1970-75) of 182 punts
- 30 Scott Miller (1991-94) of 83 punts
- 29 Dick Anderson (1968-77) of 74 punts

Season

- 24 O.J. McDuffie (1996) of 46 punts
- 22 O.J. McDuffie (1993) of 36 punts
- 18 Jake Scott (1971) of 51 punts
- 16 Jake Scott (1973) of 38 punts

Game

- 6 Jake Scott (12/20/70 vs. Buffalo) of 8 punts

KICKOFF RETURNS

MOST KICKOFF RETURNS

Career

- 123 Fulton Walker (1981-85)
- 111 Mercury Morris (1969-75)
- 107 Brock Marion (1998-01)

Season

- 62 Brock Marion (1999), 24.6 average
- 45 Tony Nathan (1979), 22.6 average
- 45 Lorenzo Hampton (1985), 22.7 average

43 Mercury Morris (1969), 26.4 average

43 John Avery (1998), 25.2 average

Game

- 7 Don Bessillieu (10/12/80 at New England), 20.4 average
- 7 Fulton Walker (11/8/81 at New England), 23.7 average
- 7 Joe Cribbs (12/18/88 at Pittsburgh), 21.3 average
- 7 Brock Marion (12/12/99 at N.Y. Jets), 20.4 avg.
- 7 Brock Marion (10/23/00 at N.Y. Jets), 27.6 avg.

MOST KICKOFF RETURN YARDS

Career

- 2,947 Mercury Morris (1969-75)
- 2,944 Fulton Walker (1981-85)
- 2,517 Brock Marion (1998-01)
- 2,103 O.J. McDuffie (1993-01)
- 2,058 Irving Spikes (1994-97)

Season

- 1,524 Brock Marion (1999), 24.6 average
- 1,136 Mercury Morris (1969), 26.4 average
- 1,085 John Avery (1998), 25.2 average
- 1,020 Lorenzo Hampton (1985), 22.7 average

Game

- 204 Gene Milton (9/21/68 vs. Oakland), long 73
- 193 Brock Marion (10/23/00 at N.Y. Jets), long 47
- **190 Fulton Walker (1/30/83 vs. Washington), long 98t
- 185 Fulton Walker (10/12/81 at Buffalo), long 90t

MOST KICKOFF RETURN TOUCHDOWNS

Career

- 3 Mercury Morris (1969-75)
- 1 by three players (last – Marc Logan, 10/1/89 at Houston)

Season

- 1 Six times (last – Marc Logan, 10/1/89 at Houston)

LONGEST KICKOFF RETURNS

- 105t Mercury Morris (9/14/69 at Cincinnati)
- **98t Fulton Walker (1/30/83 vs. Washington)
- 97t Marc Logan (10/1/89 at Houston)
- 96t Mercury Morris (12/6/70 vs. Boston)
- 95t Joe Auer (9/2/66 vs. Oakland)
- 95 Bobby Neff (9/14/68 vs. Houston)

HIGHEST KICKOFF RETURN AVERAGE

Career (minimum 50 returns)

- 26.5 Mercury Morris (1969-75), 111 returns
- 25.3 Duruel Harris (1976-83, 1985), 56 returns
- 23.9 Fulton Walker (1981-85), 123 returns

Season (minimum 14 returns)

- 32.9 Duruel Harris (1976), 17 returns, 559 yards
- 29.6 Gary Davis (1977), 14 returns, 414 yards
- 29.0 Mercury Morris (1970), 28 returns, 812 yards

Game (minimum 4 returns)

- **47.5 Fulton Walker (1/30/83 vs. Washington), 4-190

42.8 Freddie Solomon (10/9/77 at Baltimore), 4-171

39.3 Brock Marion (10/4/99 vs. Buffalo), 4-157

INTERCEPTIONS

MOST INTERCEPTIONS

Career

- 35 Jake Scott (1970-75)
- 34 Dick Anderson (1968-77)
- 29 Glenn Blackwood (1979-87)
- 24 William Judson (1982-89)
- 24 Louis Oliver (1989-93, 1995-96)

Season

- 10 Dick Westmoreland (1967), 127 yards
- 8 Willie West (1966), 62 yards
- 8 Dick Anderson (1968), 230 yards
- 8 Dick Anderson (1970), 191 yards
- 8 Dick Anderson (1973), 163 yards
- 8 Jake Scott (1974), 75 yards
- 8 Terrell Buckley (1998), 157 yards
- 8 Sam Madison (1998), 114 yards

Game

- 4 Dick Anderson (12/3/73 vs. Pittsburgh), 121 yards
- 3 Willie West (10/23/66 at Houston), 49 yards
- 3 Dick Westmoreland (1/26/67 vs. Buffalo), 43 yards
- 3 Charlie Babb (9/22/75 vs. Oakland), 18 yards
- 3 Curtis Johnson (11/9/75 vs. N.Y. Jets), 25 yards
- 3 Larry Gordon (12/10/78 vs. Oakland), 35 yards
- *3 A.J. Duhe (1/23/83 vs. N.Y. Jets), 36 yards
- 3 William Judson (10/16/83 at N.Y. Jets), 23 yards
- 3 Louis Oliver (10/4/92 at Buffalo), 170 yards
- 3 Sam Madison (11/7/99 vs. Tennessee), 101 yards

MOST INTERCEPTIONS BY ROOKIE

Season

- 8 Dick Anderson (1968), 230 yards
- 5 Lloyd Mumphord (1969), 102 yards
- 5 Jake Scott (1970), 112 yards
- 5 Don McNeal (1980), 17 yards

Game

- 2 Dick Anderson (11/24/68 at Boston), 109 yards
- 2 Jake Scott (12/7/69 vs. Denver), 0 yards
- 2 Don McNeal (10/12/80 at New England), 2 yards
- 2 Jarvis Williams (10/9/88 at L.A. Raiders), 23 yards

MOST CONSECUTIVE GAMES WITH INTERCEPTION

- 5 Dick Westmoreland (9th through 13th in 1967)

MOST INTERCEPTION RETURN YARDS

Career

- 792 Dick Anderson (1968-77), 23.3 average
- 569 Louis Oliver (1989-93, 1995-96), 23.7 average
- 425 Jake Scott (1970-75), 12.1 average
- 398 Glenn Blackwood (1979-87), 13.7 average
- 379 Sam Madison (1997-01), 16.5 average

Season

- 230 Dick Anderson (1968), 8 for 28.8 average
- 227 Brock Marion (2001), 5 for 45.4 average
- 200 Louis Oliver (1992), 5 for 40.0 average
- 198 Jimmy Warren (1966), 5 for 39.6 average

Game

- 170 Louis Oliver (10/4/92 at Buffalo), 3 interceptions
- 121 Dick Anderson (12/3/73 vs. Pittsburgh), 4 interceptions
- 109 Dick Anderson (11/24/68 at Boston), 2 interceptions

LONGEST INTERCEPTION RETURNS

- 103t Louis Oliver (10/4/92 at Buffalo), Jim Kelly
- 100t Brock Marion (1/6/02 vs. Buffalo), Travis Brown
- 96t Dick Anderson (11/24/68 at Boston), Tom Sherman
- 91t Terrell Buckley (10/13/96 at Buffalo), Jim Kelly
- 86t Dick Anderson (12/20/70 vs. Buffalo), Dennis Shaw
- 86t William Judson (60t), Mike Kozlowski (26, lateral), (9/9/84 vs. New England), Steve Grogan
- 76t Troy Vincent (58t), Gene Atkins (18, lateral), (12/12/94 vs. Kansas City), Steve Bono
- 70t Jimmy Warren (11/13/66 at Kansas City), Len Dawson
- 67t Troy Vincent (9/3/95 vs. N.Y. Jets), Boomer Esiason
- *62t Dick Anderson (1/2/72 vs. Baltimore), John Unitas
- 61t William Judson (9/8/85 at Houston), Warren Moon
- 61t Calvin Jackson (11/25/96 vs. Pittsburgh), Mike Tomczak
- 61 Terrell Buckley (12/13/98 vs. N.Y. Jets), Vinny Testaverde

TOUCHDOWN INTERCEPTIONS

Career

- 4 Zach Thomas (1996-01)
- 3 Dick Anderson (1968-77)
- 2 Dick Westmoreland (1966-69)
- 2 Jimmy Warren (1966-67)
- 2 Bill Stanfill (1969-76)
- 2 Lloyd Mumphord (1969-74)
- 2 Mike Kozlowski (1979-86)
- 2 Don McNeal (1980-89)
- 2 William Judson (1982-89)
- 2 Louis Oliver (1989-93, 1995-96)
- 2 Troy Vincent (1992-95)

2 Terrell Buckley (1995-99)

2 Brock Marion (1998-01)

Season

- 2 Bill Stanfill (1969), 15,17 yards
- 2 Dick Anderson (1973), 27,38 yards
- 2 Mike Kozlowski (1983), 35,38 yards
- 2 Zach Thomas (1998), 17,1 yards
- 2 Brock Marion (2001), 26,100 yards

Game

- 2 Dick Anderson (12/3/73 vs. Pittsburgh)
- 2 Mike Kozlowski (12/16/83 vs. N.Y. Jets)

SACKS

MOST SACKS

Career

- 67½ Bill Stanfill (1969-76)
- 65½ Doug Betters (1978-87)
- 64 Vern Den Herder (1971-81)
- 59½ Jeff Cross (1988-95)
- 56½ Trace Armstrong (1995-00)

Season

- 18½ Bill Stanfill (1973)
- 16½ Trace Armstrong (2000)
- 16 Doug Betters (1983)
- 14½ Jason Taylor (2000)
- 14 Doug Betters (1984)
- 14 Bryan Cox (1992)

Game

- 5 Bill Stanfill (10/7/73 vs. N.Y. Jets)
- 5 Vern Den Herder (10/21/73 vs. Buffalo)
- 5 Bill Stanfill (11/17/74 vs. Buffalo)
- 4 Vern Den Herder (9/22/74 at Buffalo)
- 4 Vern Den Herder (11/11/79 vs. Baltimore)
- 4 Doug Betters (9/4/83 at Buffalo)
- 4 E.J. Junior (10/6/91 at New England)

MOST SACKS BY ROOKIE

Season

- 8 Bill Stanfill (1969)
- 8 Lorenzo Bromell (1998)
- 7 A.J. Duhe (1977)
- 6 Marco Coleman (1992)
- 5 Derrick Rodgers (1997)
- 5 Jason Taylor (1997)

Game

- 3 A.J. Duhe (11/6/77 at N.Y. Jets)
- 3 Marco Coleman (10/25/92 vs. Indianapolis)
- 2 Bill Stanfill (10/26/69 vs. Buffalo)
- 2 Bob Baumhower (11/20/77 at Cincinnati)
- 2 A.J. Duhe (12/11/77 at New England)
- 2 Doug Betters (10/29/78 vs. Baltimore)
- 2 Charles Bowser (1/2/83 at Baltimore)
- 2 John Bosa (12/17/87 vs. N.Y. Jets)
- 2 Marco Coleman (11/1/92 at N.Y. Jets)
- 2 Shane Burton (12/1/96 at Oakland)
- 2 Derrick Rodgers (10/12/97 at N.Y. Jets)
- 2 Lorenzo Bromell (9/13/98 vs. Buffalo)
- 2 Lorenzo Bromell (11/29/98 vs. New Orleans)

FUMBLES

MOST FUMBLES

Career

- 106 Dan Marino (1983-99)

52 Bob Griese (1967-80)

34 Tony Nathan (1979-87)

29 Mercury Morris (1969-75)

21 Larry Csonka (1968-74, 1979)

Season

- 9 Bob Griese (1971)
- 9 Tony Nathan (1980)
- 9 Dan Marino (1985)
- 9 Dan Marino (1986)
- 9 Dan Marino (1994)
- 9 Dan Marino (1998)
- 8 Five times (last – Dan Marino, 1997)

Game

- 4 Craig Erickson (10/6/96 vs. Seattle)
- 3 Rick Norton (9/9/66 vs. N.Y. Jets)
- 3 Rick Norton (11/9/69 at Boston)
- 3 Mercury Morris (11/15/70 vs. New Orleans)
- 3 Tony Nathan (11/30/80 vs. San Diego)
- 3 Scott Schwedes (12/13/87 at Philadelphia)
- 3 Dan Marino (10/27/97 vs. Chicago)

MOST FUMBLES BY ROOKIE

Season

- 8 Tony Nathan (1979)
- 7 Scott Schwedes (1987)
- 6 Bob Griese (1967)
- 6 Rick Norton (1966)
- 6 Troy Stradford (1987)

Game

- 3 Rick Norton (9/9/66 vs. N.Y. Jets)
- 3 Scott Schwedes (12/13/87 at Philadelphia)

MOST OWN FUMBLE RECOVERIES

Career

- 38 Dan Marino (1983-99)
- 23 Bob Griese (1967-80)

Season

- 7 Dan Marino (1988)
- 6 Bob Griese (1971)
- 4 Rick Norton (1969)
- 4 Dan Marino (1986)

Game

- 3 Rick Norton (11/9/69 at Boston)
- 3 Craig Erickson (10/6/96 vs. Seattle)

MOST OPPONENT FUMBLE RECOVERIES

Career

- 17 Dick Anderson (1968-77)
- 17 Bob Baumhower (1977-86)
- 14 Vern Den Herder (1971-81)
- 12 Larry Gordon (1976-82)
- 12 Jason Taylor (1997-01)

Season

- 6 Dick Anderson (1972)
- 5 Bud Brown (1985)
- 4 11 times (last – Jason Taylor, 2001)

Game

- 2 Tom Nomina (11/13/66 at Kansas City), 0 yards
- 2 Art Powell (10/18/70 at Buffalo), 0 yards
- 2 Jim Riley (11/7/76 vs. Buffalo), 0 yards
- 2 Jeris White (11/28/76 at Cleveland), 0 yards
- 2 Bob Baumhower (12/11/77 at New England), 0 yards

- 2 Tim Foley (11/29/79 vs. New England), 2 yards
- 2 Glenn Blackwood (10/19/80 vs. Buffalo), 0 yards
- 2 Doug Betters (11/6/83 at San Francisco), 0 yards
- 2 Bud Brown (9/8/85 vs Houston), 6 yards
- 2 Bryan Cox (10/31/93 vs. Kansas City), 1 yard
- 2 Jason Taylor (10/7/01 vs. New England), 1 yard, 1 TD

LONGEST FUMBLE RETURN

- 68 A.J. Duhe (10/15/78 at San Diego), Dan Fouts

FUMBLE RETURNS FOR TOUCHDOWNS

- 59t Trell Hooper (10/11/87 vs. Kansas City), Robert Parker
- 55t Liffort Hobley (10/11/87 vs. Kansas City), Chris Smith
- 44t Don Bessillieu (10/19/80 vs. Buffalo), Joe Cribbs
- 37t Pat Johnson (12/24/95 at St. Louis), Todd Kinchen
- 35t Dick Anderson (10/15/72 vs. San Diego), Mike Garrett
- 29t Jason Taylor (10/1/00 at Cincinnati), Akili Smith
- 25t Mike Kozlowski (12/6/81 vs. New England), Sam Cunningham
- 22t Terrell Buckley (10/27/97 vs. Chicago), Ricky Proehl
- 21t Bob Baumhower (10/7/84 at Pittsburgh), Mark Malone
- 20t Sam Madison (10/8/00 vs. Buffalo), Sammy Morris
- 19t Liffort Hobley (10/9/88 at L.A. Raiders), Vance Mueller
- 13t Nick Buoniconti (9/30/73 vs. New England), John Tarver
- 13t Bob Baumhower (10/9/78 vs. Cincinnati), Dave Turner
- 13t Brian Sochia (12/30/90 vs. Indianapolis), Jeff George
- 10t Willie West (10/6/68 at Houston), Bob Davis
- 10t Sean Hill (9/1/96 vs. New England), Louis Oliver
- 7t Bob Brudzinski (10/27/85 at Detroit), Eric Hipple
- 4t O.J. McDuffie (10/12/97 at N.Y. Jets), Charles Jordan
- 4t Jason Taylor (9/13/99 at Denver), Brian Griese
- 1t Cliff Odom (10/28/90 at Indianapolis), Jack Trudeau
- 1t Jason Taylor (10/7/01 vs. New England), Tom Brady
- 0t Chuck Klingbeil (9/22/91 vs. Green Bay), Don Majkowski
- 0t Scott Miller (9/1/96 vs. New England), Stanley Pritchett
- 0t Tim Bowens (11/30/97 at Oakland), Jeff George

- 0t Travis Minor (10/28/01 at Seattle), Jay Fiedler

TOUCHDOWN FUMBLE RETURNS

Career

- 3 Jason Taylor (1997-01)
- 2 Bob Baumhower (1977-86)
- 2 Liffort Hobley (1987-93)

TAKEAWAYS

(interceptions/fumble recoveries)

MOST TAKEAWAYS

Career

- 51 Dick Anderson (1968-77), 34 INTs, 17 FRs
- 42 Jake Scott (1970-75), 35 INTs, 7 FRs
- 41 Glenn Blackwood (1979-87), 29 INTs, 12 FRs
- 31 Louis Oliver (1989-93, 1995-96), 24 INTs, 7 FRs
- 30 Curtis Johnson (1970-78), 22 INTs, 8 FRs
- 30 Tim Foley (1970-80), 22 INTs, 8 FRs

Season

- 11 Dick Anderson (1970), 8 INTs, 3 FRs
- 11 Jake Scott (1974), 8 INTs, 3 FRs
- 10 Dick Westmoreland (1967), 10 INTs
- 9 Dick Anderson (1968), 8 INTs, 1 FR
- 9 Dick Anderson (1972), 3 INTs, 6 FRs
- 9 Terrell Buckley (1998), 8 INTs, 1 FR

Game

- 4 Dick Anderson (12/3/73 vs. Pittsburgh), 4 INTs
- 4 Jeris White (11/26/76 at Cleveland), 2 INTs, 2 FRs

MOST TAKEAWAYS BY ROOKIE

Season

- 9 Dick Anderson (1968), 8 INTs, 1 FR
- 7 Lloyd Mumphord (1969), 5 INTs, 2 FRs
- 7 Curtis Johnson (1970), 3 INTs, 4 FRs
- 7 Jarvis Williams (1988), 4 INTs, 3 FRs

Game

- 3 Lloyd Mumphord (12/7/69 vs. Denver), 2 INTs, 1 FR

BLOCKED KICKS

MOST BLOCKED KICKS

Career

- 9 Curtis Johnson (1970-78), 6 FGs, 2 Punts, 1 PAT
- 8 Lloyd Mumphord (1969-74), 7 FGs, 1 Punt
- 5 Vern Den Herder (1971-81), 4 FGs, 1 Punt
- 5 William Judson (1982-89), 3 FGs, 2 Punts
- 5 Jeff Cross (1988-95), 3 FGs, 1 Punt, 1 PAT

Season

- 4 Wahoo McDaniel (1966), 1 FG, 3 PATs
- 3 Frank Cornish (1970), 2 FGs, 1 PAT
- 3 Curtis Johnson (1972), 1 FG, 2 Punts
- 3 Shane Burton (1998), 3 FGs

MOST BLOCKED FIELD GOALS

Career

- 7 Lloyd Mumphord (1969-74)
- 6 Curtis Johnson (1970-78)
- 4 Vern Den Herder (1971-81)
- 4 Bob Baumhower (1977-86)

Season

- 3 Shane Burton (1998)
- 2 Ten times, last 1984

BLOCKED FIELD GOAL RETURNS

- 51t Lloyd Mumphord (12/6/70 vs. Boston), Gino Capelletti
- 47t Curtis Johnson (12/19/71 vs. Green Bay), Tim Webster

SHORT FIELD GOAL RETURNS

- 50 Jake Scott (12/6/70 vs. Boston), Gino Capelletti

MOST BLOCKED PUNTS

Career

- 3 Tim Foley (1970-80)

- 2 Curtis Johnson (1970-78)
- 2 William Judson (1982-89)
- 2 Marc Logan (1989-91)

Season

- 2 Curtis Johnson (1972)
- 2 Tim Foley (1973)
- 2 Marc Logan (1991)

BLOCKED PUNT RETURNS

- 19t Mark Higgs (10/18/90 vs. New England), Brian Hansen
- 8t Tim Foley (11/11/73 vs. Baltimore), David Lee
- *5t Charlie Babb (12/24/72 vs. Cleveland), Don Cockroft
- 5t Tim Foley (11/11/73 vs. Baltimore), David Lee

MOST BLOCKED POINTS AFTER TOUCHDOWNS

Career

- 3 Wahoo McDaniel (1966-68)
- 3 Doug Betters (1978-87)

TEAM RECORDS

CHAMPIONSHIPS

SUPER BOWL:

- 2 1972, 1973

AMERICAN FOOTBALL CONFERENCE:

- 5 1971, 1972, 1973, 1982, 1984

AFC EASTERN DIVISION:

- 16 1971, 1972, 1973, 1974, 1975, 1977, 1978, 1979, 1981, 1982, 1983, 1984, 1985, 1992, 1994, 2000

PLAYOFF BERTHS:

- 21 1970, 1971, 1972, 1973, 1974, 1978, 1979, 1981, 1982, 1983, 1984, 1985, 1990, 1992, 1994, 1995, 1997, 1998, 1999, 2000, 2001

GAMES

REGULAR-SEASON RECORD: 330-210-4 (.610)

PLAYOFF RECORD: 20-19 (.513)

OVERALL RECORD: 350-229-4 (.604)

HOME REGULAR-SEASON RECORD:

- 189-78-3 (.706)

PRO PLAYER STADIUM REGULAR-SEASON

RECORD: 79-40 (.664)

HOME PLAYOFF RECORD: 15-6 (.714)

PRO PLAYER STADIUM PLAYOFF RECORD:

- 5-2 (.714)

HOME OVERALL RECORD: 204-84-3 (.706)

PRO PLAYER STADIUM OVERALL RECORD:

- 84-42 (.667)

ROAD REGULAR-SEASON RECORD:

- 141-132-1 (.516)

ROAD PLAYOFF RECORD: 5-13 (.278)

ROAD OVERALL RECORD: 146-145-1 (.502)

MOST WINS IN A SEASON:

- 17 in 1972 (14 regular season, 3 playoffs)
- 16 in 1984 (14 regular season, 2 playoffs)

BEST SEASON WINNING PERCENTAGE:

- 1.000 in 1972 (14-0 regular season, 3-0 playoffs)

FEWEST WINS IN A SEASON: 3 in 1966 and 1969

LOWEST SEASON WINNING PERCENTAGE: .214 in 1966 (3-11)

CONSECUTIVES

MOST WINS:

- 18 1st in 1972 through 1st in 1973

MOST REGULAR-SEASON WINS:

- 16 14th in 1971 through 1st in 1973
- 16 12th in 1983 through 11th in 1984

MOST HOME WINS:

- 31 10/17/71 through 12/15/74

MOST REGULAR-SEASON HOME WINS:

- 27 10/17/71 through 12/15/74

MOST ROAD WINS:

- 9 9/17/72 through 1/14/73

MOST REGULAR-SEASON ROAD WINS:

- 7 9/17/72 through 12/10/72
- 7 12/4/83 through 11/4/84

MOST WINS IN A SERIES:

- 20 vs. Buffalo, 1970-79

MOST PRESEASON WINS:

- 11 5th in 1975 through 3rd in 1977

MOST LOSSES:

- 8 2nd through 9th in 1967

MOST REGULAR-SEASON LOSSES:

8 2nd through 9th in 1967

MOST HOME LOSSES:

4 12/23/67 through 9/28/68

4 10/23/88 through 12/4/88

MOST ROAD LOSSES:

10 11/13/66 through 12/3/67

MOST LOSSES IN A SERIES:

8 vs. N.Y. Jets, 1966-69

8 vs. N.Y. Jets, 1998-01, current

MOST PRESEASON LOSSES:

7 5th in 1988 through 2nd in 1990

5 1st through 5th in 1969

SCORING

MOST POINTS SCORED

Season 513 1984

Game 55 11/24/77 at St. Louis

FEWEST POINTS SCORED

Season 198 1982, 9 games

213 1966

Game 0 14 times, last 12/16/01 at
San Francisco**MOST POINTS ALLOWED**

Season 407 1967

Game *62 1/15/00 at Jacksonville

58 9/18/66 at Buffalo

51 9/21/86 at N.Y. Jets

50 9/7/86 at San Diego

FEWEST POINTS ALLOWED

Season 131 1982, 9 games

150 1973, 14 games

Game 0 24 times, last 9/3/00 vs.
Seattle**MOST POINTS, BOTH TEAMS**Game 96 at N.Y. Jets 51, Miami 45, ot
(9/21/86)81 Buffalo 47, at Miami 34
(12/19/93)*79 San Diego 41, at Miami 38, ot
(1/2/82)79 L.A. Raiders 45, at Miami 34
(12/2/84)79 at Miami 41, Tampa Bay 38
(10/20/85)78 at San Diego 50, Miami 28
(9/7/86)*78 at Buffalo 44, Miami 34
(1/12/91)**FEWEST POINTS, BOTH TEAMS**Game 3 at New England 3, Miami 0
(12/12/82)9 New England 6, at Miami 3
(11/20/88)12 at Miami 9, Kansas City 3
(10/20/74)

12 Miami 12, at Buffalo 0 (9/4/83)

MOST DECISIVE WINGame 52 52-0 vs. New England
(11/12/72)

44 44-0 vs. Baltimore (11/11/73)

43 43-0 at N.Y. Jets (10/19/75)

42 45-3 vs. N.Y. Jets (11/24/86)

42 42-0 vs. Kansas City (10/11/87)

MOST DECISIVE LOSS

Game *55 62-7 at Jacksonville (1/15/00)

45 48-3 vs. Kansas City (9/28/68)

41 41-0 at Kansas City (10/8/67)

41 41-0 at Indianapolis (12/14/97)

35 35-0 at Baltimore (11/1/70)

35 42-7 at Kansas City (10/13/91)

*35 38-3 at Denver (1/9/99)

MOST TOUCHDOWNS SCORED

Season 70 1984

Game 8 11/24/77 at St. Louis

FEWEST TOUCHDOWNS SCORED

Season 26 1966

MOST TOUCHDOWNS ALLOWED

Season 53 1967

Game 8 9/18/66 at Buffalo

*8 1/15/00 at Jacksonville

FEWEST TOUCHDOWNS ALLOWED

Season 15 1973

MOST TOUCHDOWNS SCORED BY**Rushing**

Season 26 1972, 1975

Game 4 Eight times, last 12/10/89 vs.
New England**Passing**

Season 49 1984

Game 6 11/24/77 at St. Louis

6 9/21/86 at N.Y. Jets

Interception

Season 5 2001

4 1966, 1998

Game 2 12/3/73 vs. Pittsburgh

2 9/12/82 at N.Y. Jets

2 12/16/83 vs. N.Y. Jets

2 12/6/98 at Oakland

Kickoff Return 1 Eight times, last 1989**Punt Return** 2 1993**Fumble Return**

Season 3 1997

2 1987, 1990, 1996, 2000, 2001

Game 2 10/11/87 vs. Kansas City

2 9/1/96 vs. New England

Blocked Punt Return

Season 2 1973

Game 2 11/11/73 vs. Baltimore

FEWEST TOUCHDOWNS SCORED BY**Rushing** 5 1966**Passing** 12 1969**MOST TOUCHDOWNS ALLOWED BY****Rushing**

Season 23 1986

Game 5 9/4/88 at Chicago

Passing

Season 31 1967

Game 5 Five times, last 10/23/00 at
N.Y. Jets**Interception**

Season 7 1999

Game	2	12/18/88 at Pittsburgh
	2	11/23/97 at New England
	2	10/17/99 at New England
	2	11/18/01 vs. N.Y. Jets
Kickoff Return	2	1994
Punt Return	1	Seven times, last 12/18/94 at Indianapolis
Fumble Return	2	1991, 1992, 1993, 1998, 1999
Blocked FG Return	1	1979, 1989
FEWEST TOUCHDOWNS ALLOWED BY		
Rushing	6	1998, 1999
Passing	5	1973

MOST POINTS AFTER TOUCHDOWN SCORED

Season	66	1984
Game	7	11/12/72 vs. New England
	7	11/24/77 at St. Louis
	7	9/3/95 vs. N.Y. Jets

MOST POINTS AFTER TOUCHDOWN SCORED, OPPONENT

Season	47	1967
Game	*8	1/15/00 at Jacksonville
	7	9/18/66 at Buffalo

MOST FIELD GOALS SCORED

Season	39	1999
Game	6	10/17/99 at New England

MOST FIELD GOALS SCORED, OPPONENT

Season	31	1999
Game	5	9/28/69 at Houston
	5	9/25/88 at Indianapolis
	*5	1/17/93 vs. Buffalo

MOST SAFETIES SCORED

Season	2	1978
Game	1	13 times, last 10/8/00 vs. Buffalo

MOST SAFETIES SCORED, OPPONENT

Season	2	Five times, last 1989
Game	1	19 times, last 10/27/97 vs. Chicago

SCORE BY QUARTERS, DOLPHINS

1st –	21	12/20/70 vs. Buffalo
	21	10/2/77 vs. Houston
2nd –	28	12/17/67 vs. Boston
	24	10/23/77 vs. Seattle
	24	10/29/78 vs. Baltimore
	24	11/20/83 vs. Baltimore
	24	10/9/88 at L.A. Raiders
	24	12/1/91 vs. Tampa Bay
3rd –	21	11/3/74 vs. Atlanta
	21	9/12/82 at N.Y. Jets
	21	9/2/84 at Washington
	21	10/11/87 vs. Kansas City
	21	11/12/89 at N.Y. Jets
	21	10/18/92 vs. New England
	21	12/12/94 vs. Kansas City
	21	9/3/95 vs. N.Y. Jets
	21	10/29/00 vs. Green Bay
4th –	25	10/10/99 at Indianapolis
	24	11/25/01 at Buffalo
	*22	12/30/95 at Buffalo
	21	9/30/73 vs. New England

	21	9/29/74 at San Diego
	21	12/2/01 vs. Denver
	21	12/10/01 vs. Indianapolis
	21	1/6/02 vs. Buffalo

SCORE BY QUARTERS, OPPONENT

1st –	24	9/28/68 vs. Kansas City
	*24	1/2/82 vs. San Diego
	*24	1/15/00 at Jacksonville
2nd –	31	12/14/97 at Indianapolis
	28	9/21/86 at N.Y. Jets
3rd –	21	12/19/93 vs. Buffalo
	21	12/4/94 vs. Buffalo
4th –	30	10/23/00 at N.Y. Jets
	28	10/2/66 at San Diego
	28	12/15/91 at San Diego

SCORE BY QUARTERS, BOTH TEAMS

1st –	27	9/28/68 vs. Kansas City
		Kansas City 24, Miami 3
2nd –	42	9/21/86 at N.Y. Jets
		N.Y. Jets 28, Miami 14
	35	9/3/95 vs. N.Y. Jets
		Miami 21, N.Y. Jets 14
3rd –	29	9/4/94 vs. New England
		Miami 15, New England 14
	28	12/10/67 vs. San Diego
		Miami 14, San Diego 14
	28	12/19/93 vs. Buffalo
		Buffalo 21, Miami 7
	28	11/27/94 at N.Y. Jets
		Miami 14, N.Y. Jets 14
4th –	39	10/10/99 at Indianapolis
		Miami 25, Indianapolis 14
	37	10/23/00 at N.Y. Jets
		N.Y. Jets 30, Miami 7

MOST CONSECUTIVE QUARTERS HELD SCORELESS, DOLPHINS

13 1973, 3rd Q in 8th through 3rd Q in 11th

MOST CONSECUTIVE QUARTERS HELD SCORELESS, OPPONENT

11 1970, 1st Q in 6th through 3rd Q in 8th

SCORE BY HALVES, DOLPHINS

1st –	35	12/17/67 vs. Boston
	31	12/20/70 vs. Buffalo
	31	12/2/85 vs. Chicago
	31	12/7/86 at New Orleans
2nd –	31	9/22/85 vs. Kansas City
	31	12/12/94 vs. Kansas City
	31	9/3/95 vs. N.Y. Jets
	29	9/4/94 vs. New England
	29	9/25/94 at Minnesota

SCORE BY HALVES, OPPONENT

1st –	48	9/18/66 at Buffalo
2nd –	38	10/2/66 at San Diego
	35	12/4/94 vs. Buffalo
	31	10/3/76 vs. Los Angeles

SCORE BY HALVES, BOTH TEAMS

1st –	58	9/18/66 at Buffalo
		Buffalo 48, Miami 10
	52	9/21/86 at N.Y. Jets
		N.Y. Jets 31, Miami 21
2nd –	52	10/9/83 vs. Buffalo
		Miami 28, Buffalo 24

TIME OF POSSESSION (SINCE 1977)

HIGHEST TIME OF POSSESSION

Season	32:38	1979
Game	43:39	12/7/87 vs. N.Y. Jets
	41:55	12/16/96 vs. Buffalo
	41:17	10/28/79 vs. Green Bay
	41:05	10/28/90 at Indianapolis
	40:56	10/9/83 vs. Buffalo (OT)

LOWEST TIME OF POSSESSION

Season	27:02	1988
Game	14:28	9/4/88 at Chicago
	16:32	10/1/89 at Houston
	18:02	10/27/96 vs. Dallas
	19:34	11/1/92 at N.Y. Jets
	19:42	9/23/90 at N.Y. Giants

HIGHEST TIME OF POSSESSION ALLOWED

Season	32:58	1988
Game	46:29	10/4/81 vs. N.Y. Jets (OT)
	45:32	9/4/88 at Chicago
	44:53	10/27/97 vs. Chicago (OT)
	43:28	10/1/89 at Houston
	42:28	12/9/90 vs. Philadelphia (OT)

LOWEST TIME OF POSSESSION ALLOWED

Season	27:22	1979
Game	16:21	12/7/87 vs. N.Y. Jets
	18:05	12/16/96 vs. Buffalo
	18:43	10/28/79 vs. Green Bay
	18:55	10/28/90 at Indianapolis
	*19:14	1/16/83 vs. San Diego

FIRST DOWNS

MOST FIRST DOWNS

Season	387	1984
Game	34	11/24/77 at St. Louis
	34	12/12/88 vs. Cleveland

FEWEST FIRST DOWNS

Season	200	1966
Game	6	11/14/99 at Buffalo
	7	10/3/70 vs. Oakland
	7	9/23/90 at N.Y. Giants
	8	9/24/67 vs. Kansas City
	8	10/12/80 at New England

MOST FIRST DOWNS ALLOWED

Season	359	1988
Game	39	11/27/88 at N.Y. Jets
	*34	1/2/82 vs. San Diego
	34	11/18/84 at San Diego

FEWEST FIRST DOWNS ALLOWED

Season	186	1972
Game	4	11/11/73 vs. Baltimore
	5	9/2/79 at Buffalo
	7	9/24/72 vs. Houston
	7	10/28/90 at Indianapolis

MOST FIRST DOWNS, BOTH TEAMS

Season	701	1984
Game	*59	1/2/82 vs. San Diego
	59	10/9/83 vs. Buffalo
	59	11/27/88 at N.Y. Jets

FEWEST FIRST DOWNS, BOTH TEAMS

Season	312	1982
Game	15	11/9/69 at Boston
	21	Three times, last 11/11/73 vs. Baltimore

MOST FIRST DOWNS BY

Rushing

Season	170	1972
Game	19	10/29/72 at Baltimore
	19	11/24/77 at St. Louis

Passing

Season	250	1986
Game	26	12/12/88 vs. Cleveland
	24	9/15/85 vs. Indianapolis
	24	9/21/86 at N.Y. Jets
	24	11/16/86 at Buffalo
	24	9/24/89 vs. N.Y. Jets

Penalty

Season	31	1979, 1983
Game	6	12/4/66 at Denver
	6	11/26/67 vs. Buffalo
	6	9/8/96 at Arizona

FEWEST FIRST DOWNS BY

Rushing

Season	65	1967
Game	0	10/15/67 at Boston
	*0	1/15/00 at Jacksonville
	*0	1/6/01 at Oakland

Passing

Season	91	1973
Game	1	9/4/83 at Buffalo

Penalty

Season	13	1973
--------	----	------

MOST FIRST DOWNS ALLOWED BY

Rushing

Season	155	1988
Game	**24	1/30/83 vs. Washington
	*18	12/30/95 at Buffalo
	17	Three times, last 1988

Passing

Season	205	1993
Game	23	11/27/88 at N.Y. Jets
	*21	1/2/82 vs. San Diego
	21	10/4/92 at Buffalo
	21	10/23/00 at N.Y. Jets (OT)

Penalty

Season	41	2000
Game	7	10/9/83 vs. Buffalo
	7	10/23/00 at N.Y. Jets (OT)

FEWEST FIRST DOWNS ALLOWED BY

Rushing

Season	66	1969
Game	0	12/20/70 vs. Buffalo
	0	10/13/74 at Washington
	*0	1/9/00 at Seattle

Passing

Season	78	1973
Game	0	12/8/68 vs. Boston
	1	11/5/79 vs. Houston
	1	12/12/82 at New England

Penalty

Season	8	1973, 1974
--------	---	------------

TOTAL NET YARDS

MOST NET YARDS GAINED

Season	6,936	1984
Game	584	10/23/88 vs. N.Y. Jets
	*569	1/6/85 vs. Pittsburgh
	552	9/30/84 at St. Louis
	552	10/21/84 at New England

FEWEST NET YARDS GAINED

Season	3,458	1966
Game	88	10/12/80 at New England
	101	11/14/99 at Buffalo
	111	9/9/66 vs. N.Y. Jets

MOST NET YARDS ALLOWED

Season	6,050	1986
Game	597	11/27/88 at N.Y. Jets
	593	10/3/76 vs. Los Angeles
	582	9/1/91 at Buffalo
	581	9/21/86 at N.Y. Jets
	*564	1/2/82 vs. San Diego

FEWEST NET YARDS ALLOWED

Season	3,281	1973
Game	76	10/21/73 vs. Buffalo
	118	10/16/66 vs. Denver
	121	9/2/79 at Buffalo
	132	11/11/73 vs. Baltimore
	132	10/11/87 vs. Kansas City
	132	10/28/90 at Indianapolis

MOST NET YARDS GAINED, BOTH TEAMS

Season	12,374	1986
Game	1,066	9/21/86 at N.Y. Jets
	*1,038	12/30/95 at Buffalo
	1,037	11/27/88 at N.Y. Jets
	*1,036	1/2/82 vs. San Diego

FEWEST NET YARDS GAINED, BOTH TEAMS

Season	4,970	1982
Game	335	10/16/66 vs. Denver

RUSHING

MOST RUSHING YARDS

Season	2,960	1972
Game	315	11/11/73 vs. Baltimore
	304	12/3/72 at New England
	302	11/7/71 vs. Buffalo
	301	9/30/73 vs. New England

FEWEST RUSHING YARDS

Season	1,205	1988
Game	14	11/19/90 vs. L.A. Raiders
	*14	1/9/99 at Denver
	*21	1/15/00 at Jacksonville
	23	9/24/67 vs. Kansas City
	23	11/29/87 at Buffalo
	23	12/19/93 vs. Buffalo

MOST RUSHING YARDS ALLOWED

Season	2,506	1988
Game	*341	12/30/95 at Buffalo
	305	12/18/88 at Pittsburgh
	280	10/29/89 at Buffalo
	279	12/3/67 at Houston

FEWEST RUSHING YARDS ALLOWED

Season	1,430	1994
--------	-------	------

Game	16	9/2/66 vs. Oakland
	18	10/18/92 vs. New England
	26	10/13/74 at Washington
	26	12/19/99 vs. San Diego
	28	9/8/96 at Arizona

MOST RUSHING YARDS, BOTH TEAMS

Season	4,627	1978
Game	487	12/5/76 vs. Buffalo
	444	9/30/73 vs. New England

FEWEST RUSHING YARDS, BOTH TEAMS

Season	2,629	1982
Game	74	11/23/98 at New England
	79	12/19/99 vs. San Diego
	81	9/22/91 vs. Green Bay
	84	12/24/00 at New England
	89	12/22/97 vs. New England

MOST RUSHING ATTEMPTS

Season	613	1972
Game	58	10/5/75 at Green Bay
	56	9/12/82 at N.Y. Jets
	55	11/24/77 at St. Louis

FEWEST RUSHING ATTEMPTS

Season	326	1967
Game	*8	1/8/95 at San Diego
	**9	1/20/85 vs. San Francisco
	9	9/7/86 at San Diego
	10	9/4/88 at Chicago
	10	12/2/90 at Washington

MOST RUSHING ATTEMPTS, OPPONENT

Season	557	1988
Game	*59	1/12/86 vs. New England
	54	9/4/88 at Chicago
	**52	1/30/83 vs. Washington
	*52	12/30/95 at Buffalo
	51	Five times, last 1989

FEWEST RUSHING ATTEMPTS, OPPONENT

Season	293	1982
Game	7	9/4/94 at Green Bay
	12	10/10/70 at N.Y. Jets
	12	12/7/87 vs. N.Y. Jets
	12	10/28/90 at Indianapolis

HIGHEST RUSHING AVERAGE

Season	5.00	1971
	4.97	1973

LOWEST RUSHING AVERAGE

Season	3.13	1997
	3.27	1999
	3.33	1989

HIGHEST RUSHING AVERAGE, OPPONENT

Season	4.88	1968
--------	------	------

LOWEST RUSHING AVERAGE, OPPONENT

Season	3.52	1979
	3.53	1969

PASSING

MOST NET YARDS PASSING

Season	5,018	1984
Game	521	10/23/88 vs. N.Y. Jets
	456	9/4/94 vs. New England

446	9/24/89 vs. N.Y. Jets
442	10/1/95 at Cincinnati
*435	1/6/85 vs. Pittsburgh
435	9/21/86 at N.Y. Jets

FEWEST NET YARDS PASSING

Season	1,582	1973
Game	22	11/23/69 vs. Houston
	*26	12/30/73 vs. Oakland
	26	9/4/83 at Buffalo

MOST NET YARDS PASSING ALLOWED

Season	3,655	1996
Game	449	9/21/86 at N.Y. Jets
	427	10/1/67 at N.Y. Jets
	426	10/3/76 vs. Los Angeles
	426	11/27/88 at N.Y. Jets
	418	9/4/94 vs. New England

FEWEST NET YARDS PASSING ALLOWED

Season	1,290	1973
Game	1	10/21/73 vs. Buffalo
	11	11/5/79 vs. Houston
	13	12/12/82 at New England
	20	11/11/73 vs. Baltimore
	24	10/22/72 vs. Buffalo

MOST NET YARDS PASSING, BOTH TEAMS

Season	8,336	1986
Game	884	9/21/86 at N.Y. Jets

FEWEST NET YARDS PASSING, BOTH TEAMS

Season	2,341	1982
	2,872	1973
Game	72	12/12/82 at New England

MOST GROSS YARDS PASSING

Season	5,146	1984
Game	521	10/23/88 vs. N.Y. Jets
	473	9/4/94 vs. New England
	470	12/2/84 vs. L.A. Raiders
	450	10/1/95 at Cincinnati
	448	9/21/86 at N.Y. Jets

FEWEST GROSS YARDS PASSING

Season	1,675	1973
Game	*34	12/30/73 vs. Oakland
	46	9/4/83 at Buffalo

MOST GROSS YARDS PASSING ALLOWED

Season	3,888	1996
Game	479	9/21/86 at N.Y. Jets
	440	10/1/67 at N.Y. Jets
	436	10/3/76 vs. Los Angeles
	*433	1/2/82 vs. San Diego
	433	11/27/88 at N.Y. Jets

FEWEST GROSS YARDS PASSING ALLOWED

Season	1,604	1973
Game	13	12/12/82 at New England
	25	11/5/79 vs. Houston
	35	12/9/73 at Baltimore
	45	10/22/72 vs. Buffalo

MOST PASS ATTEMPTS

Season	645	1986
Game	*66	12/30/95 at Buffalo
	60	10/23/88 vs. N.Y. Jets
	60	11/23/97 at New England
	59	12/29/93 vs. Buffalo
	58	9/28/86 vs. San Francisco

FEWEST PASS ATTEMPTS

Season	256	1973
Game	*6	12/30/73 vs. Oakland
	**7	1/13/74 vs. Minnesota
	10	11/9/69 at Boston
	10	11/22/73 at Dallas

MOST PASS ATTEMPTS, OPPONENT

Season	577	1994
Game	59	10/23/00 at N.Y. Jets (OT)
	58	10/4/92 at Buffalo
	56	11/18/84 at San Diego

FEWEST PASS ATTEMPTS, OPPONENT

Season	320	1973
Game	5	12/12/82 at New England

MOST PASS COMPLETIONS

Season	392	1986
Game	39	11/16/86 at Buffalo
	38	11/23/97 at New England
	35	12/2/84 vs. L.A. Raiders
	35	9/28/86 vs. San Francisco
	35	10/23/88 vs. N.Y. Jets
	35	12/3/95 vs. Atlanta

FEWEST PASS COMPLETIONS

Season	133	1973
Game	3	10/15/73 at Cleveland
	*3	12/30/73 vs. Oakland

MOST PASS COMPLETIONS, OPPONENT

Season	334	1994
Game	38	10/9/83 vs. Buffalo
	37	11/18/84 at San Diego

FEWEST PASS COMPLETIONS, OPPONENT

Season	151	1973
Game	2	11/9/69 at Boston
	2	12/12/82 at New England
	4	11/14/76 at Pittsburgh

INTERCEPTIONS

MOST INTERCEPTIONS

Season	32	1978, 458 yards
Game	6	12/3/73 vs. Pittsburgh
	6	10/19/75 at N.Y. Jets
	6	9/10/78 at Baltimore
	6	11/21/82 at Buffalo
	6	10/16/83 at N.Y. Jets
	6	12/6/98 at Oakland

FEWEST INTERCEPTIONS

Season	10	1997, 92 yards
	11	1976, 144 yards

MOST INTERCEPTIONS, OPPONENT

Season	32	1966, 370 yards
Game	6	11/13/66 at Kansas City

FEWEST INTERCEPTIONS, OPPONENT

Season	10	1971, 166 yards
--------	----	-----------------

MOST INTERCEPTION RETURN YARDS

Season	522	1966
Game	218	10/4/92 at Buffalo

FEWEST INTERCEPTION RETURN YARDS

Season	92	1997
	124	1977

**MOST INTERCEPTION RETURN YARDS,
OPPONENT**

Season	596	1969
Game	160	11/23/97 at New England
	151	12/2/84 vs. L.A. Raiders
	151	11/18/01 vs. N.Y. Jets

**FEWEST INTERCEPTION RETURN YARDS,
OPPONENT**

Season	96	1982
--------	----	------

PENALTIES

MOST PENALTIES

Season	115	2000, 920 yards
	111	1996, 852 yards
	111	1999, 936 yards
Game	14	10/1/95 at Cincinnati
	14	11/3/96 at New England
	13	11/26/95 at Indianapolis
	13	10/27/97 vs. Chicago (OT)
	13	10/17/99 at New England
	13	10/23/00 at N.Y. Jets (OT)

MOST YARDS PENALIZED

Season	936	1999, on 111
Game	143	10/1/95 at Cincinnati
	135	10/3/70 vs. Oakland
	132	10/23/88 vs. N.Y. Jets
	128	9/9/01 at Tennessee
	126	11/30/69 vs. Boston (at Tampa)

FEWEST PENALTIES

Season	48	1968, 485 yards
Game	0	12/23/67 vs. Houston
	0	12/8/68 vs. Boston
	0	9/29/91 at N.Y. Jets
	*0	1/10/93 vs. San Diego
	0	12/21/98 vs. Denver

FEWEST YARDS PENALIZED

Season	416	1973, on 52
Game	0	12/23/67 vs. Houston
	0	12/8/68 vs. Boston
	0	9/29/91 at N.Y. Jets
	*0	1/10/93 vs. San Diego
	0	12/21/98 vs. Denver

MOST PENALTIES, OPPONENT

Season	108	1980, 923 yards
Game	19	12/22/85 vs. Buffalo
	17	10/18/87 at N.Y. Jets
	15	10/11/69 vs. San Diego
	15	10/9/83 vs. Buffalo

MOST YARDS PENALIZED, OPPONENT

Season	923	1980, on 108
Game	156	9/20/69 at Oakland
	144	11/5/67 at Buffalo
	126	11/15/87 vs. Indianapolis

FEWEST PENALTIES, OPPONENT

Season	59	1967, 691 yards
Game	1	12 times, last 11/18/01 vs. N.Y. Jets

FEWEST YARDS PENALIZED, OPPONENT

Season	525	1974, on 67
--------	-----	-------------

Game	5	Five times, last 12/22/86 vs. New England
------	---	---

MOST PENALTIES, BOTH TEAMS

Season	209	1996, 1,638 yards
Game	26	12/22/85 vs. Buffalo
	23	11/10/85 vs. N.Y. Jets
	22	10/18/87 at N.Y. Jets
	22	12/1/96 at Oakland

MOST YARDS PENALIZED, BOTH TEAMS

Season	1,739	1998, on 203
	1,713	2000, on 201
Game	230	10/3/70 vs. Oakland
	227	11/30/69 vs. Boston (at Tampa)

FEWEST PENALTIES, BOTH TEAMS

Season	112	1967, 1,181 yards
Game	2	12/23/67 vs. Houston
	2	11/11/73 vs. Baltimore
	2	12/12/82 at New England

FEWEST YARDS PENALIZED, BOTH TEAMS

Season	1,032	1973, on 113
Game	10	11/11/73 vs. Baltimore
	10	12/12/82 at New England
	20	12/8/68 vs. Boston

PUNTING

MOST PUNTS

Season	97	1998
Game	10	9/9/66 vs. N.Y. Jets
	10	10/12/80 at New England
	*10	1/23/83 vs. N.Y. Jets
	10	9/20/98 vs. Pittsburgh

MOST PUNT YARDS

Season	4,064	1998, 41.9 average
Game	483	9/9/66 vs. N.Y. Jets

FEWEST PUNTS

Season	35	1982
Game	0	9/23/79 vs. Chicago
	0	10/12/86 vs. Buffalo
	0	12/12/88 vs. Cleveland

MOST PUNTS, OPPONENT

Season	90	1983
Game	11	11/11/73 vs. Baltimore

MOST PUNT YARDS OPPONENT

Season	3,986	1998, 45.3 average
Game	475	9/20/98 vs. Pittsburgh

FEWEST PUNTS, OPPONENT

Season	40	1982
Game	0	12/17/67 vs. Boston
	0	9/21/97 at Tampa Bay
	1	12 times, last 12/14/97 at Indianapolis

MOST PUNTS, BOTH TEAMS

Season	185	1998
Game	*20	1/23/83 vs. N.Y. Jets
	20	9/20/98 vs. Pittsburgh

FEWEST PUNTS, BOTH TEAMS

Season	75	1982
Game	1	10/12/86 vs. Buffalo
	2	9/23/79 vs. Chicago
	2	12/12/88 vs. Cleveland

HIGHEST PUNTING AVERAGE

Season	46.3	1996, 78 punts
x-Game	58.5	9/28/86 vs. San Francisco

HIGHEST PUNTING AVERAGE, OPPONENT

Season	45.3	1998, 88 punts
x-Game	55.5	9/28/68 vs. Kansas City

x-minimum 4 punts

PUNT RETURNS

MOST PUNT RETURNS

Season	55	1983, 581 yards
Game	7	10/19/69 at Kansas City

MOST PUNT RETURN YARDS

Season	581	1983, 55 returns
Game	123	10/19/69 at Kansas City
	123	12/13/93 vs. Pittsburgh

MOST PUNT RETURNS, OPPONENT

Season	45	1981, 286 yards
Game	8	9/9/66 vs. N.Y. Jets

MOST PUNT RETURN YARDS, OPPONENT

Season	424	1999, 42 returns
Game	115	10/12/80 at New England
	110	11/1/70 at Baltimore

KICKOFF RETURNS

MOST KICKOFF RETURNS

Season	72	1999, 1,713 yards
Game	9	9/18/66 at Buffalo
	9	9/7/86 at San Diego
	*9	1/15/00 at Jacksonville

MOST KICKOFF RETURN YARDS

Season	1,713	1999, 72 returns
Game	245	12/5/71 at New England
	229	11/13/66 at Kansas City

MOST KICKOFF RETURNS, OPPONENT

Season	70	1978, 1,459 yards
Game	9	11/24/77 at St. Louis

MOST KICKOFF RETURN YARDS, OPPONENT

Season	1,549	1975, 65 returns
	1,549	1994, 66 returns
Game	251	12/12/94 vs. Kansas City
	207	9/17/67 vs. Denver
	200	11/24/77 at St. Louis

SACKS

MOST SACKS

Season	49	1983, 363 yards
	48	2000, 270 yards
	45	1973, 314 yards
	45	1990, 348 yards
	45	1998, 270 yards
Game	9-59	10/21/73 vs. Buffalo
	8-61	9/20/81 at Houston
	8-57	9/13/98 vs. Buffalo
	8-47	12/6/98 at Oakland

FEWEST SACKS

Season	16	1966, 180 yards
--------	----	-----------------

MOST SACKS, OPPONENT

Season	53	1969, 481 yards
	52	1968, 441 yards
Game	9-53	10/17/99 at New England
	8-83	11/16/69 at Buffalo
	8-80	9/20/70 at Boston

FEWEST SACKS, OPPONENT

Season	7	1988, 41 yards
	10	1989, 86 yards
	11	1982, 87 yards
	13	1973, 93 yards
	13	1987, 101 yards

MOST CONSECUTIVE GAMES WITH NO SACKS ALLOWED

19	5th through 16th in 1988 and 1st through 7th in 1989
----	--

MOST SACKS, BOTH TEAMS

Season	78	1969, 689 yards
--------	----	-----------------

FEWEST SACKS, BOTH TEAMS

Season	31	1988, 208 yards
--------	----	-----------------

FUMBLES

MOST FUMBLES

Season	37	1986, 1987
Game	7	10/6/96 vs. Seattle
	6	11/26/89 vs. Pittsburgh
	*6	1/15/00 at Jacksonville

MOST FUMBLES LOST

Season	19	2001
Game	5-5	9/25/83 vs. Kansas City
	*6-5	1/15/00 at Jacksonville
	5-4	11/15/70 vs. New Orleans
	*5-4	1/12/86 vs. New England
	4-4	9/7/86 at San Diego
	5-4	10/18/90 vs. New England
	4-4	12/27/98 at Atlanta

FEWEST FUMBLES

Season	12	2000
--------	----	------

MOST FUMBLES, OPPONENT

Season	39	1983
Game	7	11/7/71 vs. Buffalo
	7	9/18/77 at Buffalo
	7	10/23/83 at Baltimore
	7	12/4/94 vs. Buffalo

MOST FUMBLES LOST, OPPONENT

Season	21	1971, 1978
--------	----	------------

TAKEAWAY/GIVEAWAY

BEST RATIO

Season	+23	1978, 53 TAs, 30 GAs
	+18	1972, 46 TAs, 28 GAs
	+17	1983, 44 TAs, 27 GAs
	+15	2000, 41 TAs, 26 GAs
	+12	1996, 36 TAs, 24 GAs

WORST RATIO

Season	-18	1989, 23 TAs, 41 GAs
	-11	1969, 31 TAs, 42 GAs
	-10	1986, 31 TAs, 42 GAs
	-10	2001, 28 TAs, 38 GAs
	-8	1967, 36 TAs, 44 GAs

MOST TAKEAWAYS

Season	53	1978, 21 FRs, 32 INTs
	46	1966, 15 FRs, 31 INTs
	46	1972, 20 FRs, 26 INTs
	45	1980, 17 FRs, 28 INTs
	44	1983, 18 FRs, 26 INTs

FEWEST TAKEAWAYS

Season	21	1991, 9 FRs, 12 INTs
	23	1989, 8 FRs, 15 INTs
	27	Five times, last 1997

MOST TAKEAWAYS, OPPONENT

Season	44	1967, 16 FRs, 28 INTs
--------	----	-----------------------

42	1966, 10 FRs, 32 INTs
42	1969, 13 FRs, 29 INTs
42	1980, 16 FRs, 26 INTs
41	Two times, last 1989

FEWEST TAKEAWAYS, OPPONENT

Season	20	1997, 8 FRs, 12 INTs
	23	1971, 13 FRs, 10 INTs
	23	1976, 8 FRs, 15 INTs
	23	1982, 10 FRs, 13 INTs
	24	1996, 13 FRs, 11 INTs

ALL-TIME LEADERS

(**Boldface** indicates active player)

RUSHING

	PLAYER	YEARS	NO.	YDS.	AVG.	LG	TD
1.	Larry Csonka	1968-74, 1979	1506	6737	4.5	54t	53
2.	Mercury Morris	1969-75	754	3877	5.1	70t	29
3.	Jim Kiick	1968-74	997	3644	3.7	56	28
4.	Tony Nathan	1979-87	732	3543	4.8	46	16
5.	Karim Abdul-Jabbar	1996-99	888	3063	3.4	45	33
6.	Mark Higgs	1990-94	702	2648	3.8	31	14
7.	Delvin Williams	1978-80	643	2632	4.1	65	13
8.	Andra Franklin	1981-84	622	2232	3.6	29	22
9.	Benny Malone	1974-78	503	2129	4.2	66t	16
10.	Lamar Smith	2000-01	622	2107	3.4	68t	20
11.	Bernie Parmalee	1992-98	513	1959	3.8	47t	15
12.	Lorenzo Hampton	1985-89	500	1949	3.9	54t	22
13.	Sammie Smith	1989-91	509	1787	3.5	33	15
14.	Woody Bennett	1980-88	424	1761	4.2	27	10
15.	Don Nottingham	1973-77	365	1524	4.2	56	25
16.	Norm Bulaich	1975-79	340	1498	4.4	63	17
17.	Gary Davis	1976-79	318	1389	4.4	65t	7
18.	Troy Stradford	1987-90	343	1332	3.9	51	10
19.	Ron Davenport	1985-89	274	1127	4.1	64	13
20.	Terry Kirby	1993-95	287	1037	3.6	38	9
21.	Bob Griese	1967-80	261	994	3.8	35	7
22.	Irving Spikes	1994-97	252	934	3.7	49	8
23.	Leroy Harris	1977-78	214	929	4.3	77t	6
24.	David Woodley	1980-83	173	771	4.5	29	9
25.	J.J. Johnson	1999-01	219	748	3.4	34	5
26.	Joe Carter	1984-86	118	589	5.0	35	1
27.	Jay Fiedler	2000-01	127	588	4.6	30	5
28.	Stan Mitchell	1966-70	173	548	3.1	30	4
29.	Joe Auer	1966-67	165	544	3.3	41	5
30.	Marc Logan	1989-91	140	523	3.7	17	2
31.	John Avery	1998-99	143	503	3.5	44	2
32.	Bobby Humphrey	1992	102	471	4.6	21	1
33.	Hubert Ginn	1970-75	101	415	4.1	46	3
34.	Cecil Collins	1999	131	414	3.2	25t	2
35.	David Overstreet	1983	85	392	4.6	44	1
36.	Keith Byars	1993-96	98	377	3.8	77t	6
37.	Sam Price	1966-68	82	313	3.8	38	1
38.	Travis Minor	2001	59	281	4.8	56t	2
39.	Abner Haynes	1967	56	274	4.9	65t	2
40.	Cookie Gilchrist	1966	72	262	3.6	22	0
41.	Terry Robiskie	1980-81	78	250	3.2	36	2
42.	Nat Moore	1974-86	40	248	6.2	36	1

	PLAYER	YEARS	NO.	YDS.	AVG.	LG	TD
43.	Steve Howell	1979-81	68	235	3.4	23	1
44.	Billy Joe	1966	71	232	3.3	14	0
45.	Charles Leigh	1971-73	48	228	4.8	34t	1
46.	Tom Vigorito	1981-85	54	215	4.0	30t	2
	Stan Winfrey	1975-77	55	215	3.9	13	1
48.	Stanley Pritchett	1996-99	63	211	3.3	25	2
49.	Eddie Hill	1981-84	52	209	4.0	24	1
50.	Autry Denson	1999-00	59	206	3.5	20	0
51.	Ronald Scott	1987	47	199	4.2	24	3
52.	Jack Harper	1967-68	41	197	4.8	37	1
53.	Freddie Solomon	1975-77	14	190	13.6	59t	1
54.	Jerris McPhail	1996-97	23	174	7.6	71t	1
55.	Paul Warfield	1970-74	16	166	10.4	39	0
56.	Larry Seiple	1967-77	16	159	9.9	34	0
	Pete Johnson	1984	68	159	2.3	9	9
58.	Jim Jensen	1981-92	26	142	5.5	23	0
59.	George Wilson	1966	27	137	5.1	37	0
60.	Thurman Thomas	2000	28	136	4.9	25	0
61.	Rick Casares	1966	43	135	3.1	10	0
62.	Tony Paige	1990-92	49	131	2.7	11	3
63.	Damon Huard	1997-00	28	124	4.4	25	0
64.	Earl Morrall	1972-76	23	120	5.2	31t	1
65.	Aaron Craver	1991-94	29	110	3.8	19	1
66.	Gene Milton	1968-69	9	108	12.0	34	0
	Mark Clayton	1983-92	14	108	7.7	30	0
68.	Scott Secules	1989-91	16	103	6.4	17	1
69.	Scott Mitchell	1990-93	29	99	3.4	32	0
70.	Kyle Mackey	1987	17	98	5.8	17	2
71.	Dan Marino	1983-99	301	87	0.3	15	9
72.	George Chesser	1966-67	18	77	4.3	19	0
	Rob Konrad	1999-01	29	77	2.7	18t	1
74.	Frank Jackson	1966-67	3	70	23.3	48	0
75.	Larry Izzo	1996-00	2	65	32.5	39	0
76.	Bob Torrey	1979	13	61	4.7	17	1
77.	Clarence Bailey	1987	10	55	5.5	13	0
78.	O.J. McDuffie	1993-01	15	49	3.3	12	0
79.	Jim Braxton	1978	20	48	2.4	15	2
80.	Nick Giaquinto	1980-81	8	47	5.9	20	0
81.	Mark Konecny	1987	6	46	7.7	19	0
82.	John Tagliaferri	1987	13	45	3.5	7	1
83.	Lawrence Phillips	1997	18	44	2.4	8	0
84.	Bernie Kosar	1994-96	9	42	4.7	17	1
85.	Rickey Isom	1987	9	41	4.6	8	1
	Rick Norton	1966-69	19	41	2.2	13	0
87.	James McKnight	2001	6	39	6.5	18	0
88.	James Saxon	1992-94	17	36	2.1	9	0
89.	Duriel Harris	1976-83, 1985	3	33	11.0	20	0
90.	Rich Diana	1982	8	31	3.9	7	0
91.	Tom Brown	1987-89	16	29	1.8	6	0
92.	John Stofa	1966-67, 1969-70	7	24	3.4	14	1
	Craig Erickson	1996-98	15	24	1.6	12	0
94.	Dedric Ward	2001	2	21	10.5	16	0
95.	Joe Cribbs	1988	5	21	4.2	11	0
96.	Don Strock	1974-87	51	20	0.4	18	2
97.	Garrett Limbrick	1990	5	14	2.8	05	0
98.	Tom Orosz	1981-82	1	13	13.0	13	0
	Gary Tucker	1968	4	13	3.3	7	0
100.	Marlin Briscoe	1972-74	3	12	4.0	17	0
	Charles Jordan	1996-98	3	12	4.0	16	0
	Ron Moore	1998	4	12	3.0	4	0
103.	Terry Anderson	1977-78	1	11	11.0	11	0
	Terry Cole	1971	3	11	3.7	4	0
	Cleveland Gary	1994	7	11	1.6	4	0
106.	Nuu Faaola	1989	2	10	5.0	5	0
	Pete Roth	1987	3	10	3.3	9	0

	PLAYER	YEARS	NO.	YDS.	AVG.	LG	TD
108.	Jimmy Hines	1969	1	7	7.0	7	0
	Hendrick Lusk	1998	1	7	7.0	7	0
	John Kidd	1994-97	2	7	3.5	4	0
111.	Todd Doxzon	1998	2	6	3.0	3	0
	Craig Ellis	1986	3	6	2.0	2	0
	Tony Martin	1989-93, 1999-00	4	6	1.5	8	0
	Dick Wood	1966	5	6	1.2	7	1
	Ray Lucas	2001	8	6	0.8	3	1
116.	Don Testerman	1980	1	5	5.0	5	0
	Robert Wilson	1994-96	2	5	2.5	5	0
118.	Nate Jacquet	1998-99	1	4	4.0	4	0
119.	Fred Banks	1987-93	1	3	3.0	3	0
	Roosevelt Potts	1997	1	3	3.0	3	0
	Leslie Shepherd	2000	4	3	0.8	14	0
122.	Bruce Hardy	1978-89	1	2	2.0	2	0
	Ray Nealy	1997	1	2	2.0	2	0
124.	Jim Del Gaizo	1972, 1975	1	0	0.0	0	0
	Kim Hammond	1968	1	0	0.0	0	0
	Clayton Heath	1976	1	0	0.0	0	0
	Barry Pryor	1969-70	2	0	0.0	0	0
128.	Doug Pederson	1993	2	-1	-0.5	0	0
129.	Bert Emanuel	2000	3	-2	-0.7	0	0
	Scott Zolak	1999	2	-2	-1.0	-1	0
	Guy Benjamin	1978-79	1	-2	-2.0	-2	0
	Mike Michel	1977	1	-2	-2.0	-2	0
	Doug Moreau	1966-69	1	-2	-2.0	-2	0
134.	Jack Clancy	1967-69	3	-4	-1.3	2	0
	Irving Fryar	1993-95	3	-4	-1.3	2	0
	Steve DeBerg	1993	4	-4	-1.0	-1	0
137.	Olindo Mare	1997-01	1	-5	-5.0	-5	0
138.	George Roberts	1978-80	1	-7	-7.0	-7	0
139.	Reggie Roby	1983-92	5	-8	-1.6	0	0
140.	George Mira	1971	6	-9	-1.5	0	0
141.	Mark Duper	1982-92	1	-10	-10.0	-10	0
142.	Ferrell Edmunds	1988-92	2	-11	-5.5	-4	0
	Chris Chambers	2001	1	-11	-11.0	-11	0
144.	Karl Noonan	1966-71	2	-20	-10.0	-9	0

PASSING

	PLAYER	YEARS	ATT.	COMP.	YDS.	PCT.	TD	INT	RATE
1.	Dan Marino	1983-99	8358	4967	61361	59.4	420	252	86.4
2.	Bob Griese	1967-80	3429	1926	25092	56.2	192	172	77.1
3.	David Woodley	1980-83	961	508	5928	52.9	34	42	65.4
4.	Jay Fiedler	2000-01	807	477	5692	59.1	34	33	77.7
5.	Don Strock	1974-87	688	388	4613	56.4	39	37	73.5
6.	Earl Morrall	1972-76	284	153	2335	53.9	17	17	76.2
7.	Scott Mitchell	1990-93	241	135	1805	56.0	12	9	81.0
8.	Rick Norton	1966-69	377	156	1751	41.4	6	30	28.1
9.	Damon Huard	1997-00	288	170	1691	59.0	9	8	74.6
10.	Steve DeBerg	1993	188	113	1521	60.1	6	7	81.0
11.	Dick Wood	1966	230	83	989	36.1	4	14	30.5
12.	Bernie Kosar	1994-96	152	105	987	69.1	5	6	74.7
13.	Craig Erickson	1996-98	127	68	945	53.5	4	3	78.4
14.	John Stofa	1966-67	135	61	862	45.2	7	6	65.1
		1969-70							
15.	George Wilson, Jr.	1966	112	46	764	41.1	5	10	42.4
16.	Kyle Mackey	1987	109	57	604	52.3	3	5	58.8
17.	Scott Secules	1989-92	70	33	393	47.1	2	5	68.3
18.	Jim Del Gaizo	1972, 1975	9	5	165	55.6	2	1	100.5
19.	George Mira	1971	30	11	159	36.7	1	1	51.9
20.	Ron Jaworski	1987-88	14	9	123	64.3	1	0	116.1
21.	Guy Benjamin	1978-79	12	9	119	75.0	1	1	99.0
22.	Kim Hammond	1968	26	13	116	50.0	0	2	30.3
23.	Jim Jensen	1981-92	7	4	102	57.1	2	0	141.4
24.	Marlin Briscoe	1972-74	3	3	72	1.000	0	0	118.8

	PLAYER	YEARS	ATT.	COMP.	YDS.	PCT.	TD	INT	RATE
25.	Larry Seiple	1967-77	3	3	69	1.000	0	0	118.8
26.	Tony Nathan	1979-87	8	4	61	50.0	1	0	115.1
27.	Mark Clayton	1983-92	2	1	48	50.0	1	0	135.4
28.	Ray Lucas	2001	3	2	45	66.7	0	0	109.7
29.	Doug Pederson	1993	8	4	41	50.0	0	0	65.1
30.	Terry Kirby	1993-95	1	1	31	100.0	1	0	158.3
31.	Jim Kiick	1968-74	2	1	25	50.0	0	0	95.8
32.	Jack Clancy	1967-69	1	1	17	1.000	0	0	118.8
33.	Eddie Hill	1981-84	1	1	14	1.000	0	0	118.8
34.	Keith Byars	1993-96	2	1	11	50.0	1	0	106.3
	Archie Roberts	1967	10	5	11	50.0	0	1	52.3
36.	Scott Stankavage	1987	7	4	8	57.1	0	1	22.6
37.	Troy Stradford	1987-90	2	1	6	50.0	0	0	56.3
38.	Bruce Hardy	1978-89	1	0	0	0.0	0	0	39.6
	Booth Lusteg	1967	1	0	0	0.0	0	0	39.6
	Tony Martin	1989-93, 1999-00	1	0	0	0.0	0	0	39.6
	Dan McGwire	1995	1	0	0	0.0	0	0	39.6
	Nat Moore	1978-89	1	0	0	0.0	0	0	39.6
	Lamar Smith	2000-01	1	0	0	0.0	0	0	39.6
	Freddie Solomon	1975-77	1	0	0	0.0	0	0	39.6
	Delvin Williams	1978-80	3	0	0	0.0	0	0	39.6
	Scott Zolak	1999	4	0	0	0.0	0	0	39.6

RECEIVING

	PLAYER	YEARS	NO.	YDS.	AVG.	LG	TD
1.	Mark Clayton	1983-92	550	8643	15.7	78t	81
2.	Mark Duper	1982-92	511	8869	17.4	85t	59
3.	Nat Moore	1974-86	510	7547	14.8	79t	74
4.	O.J. McDuffie	1993-01	415	5074	12.2	61t	29
5.	Tony Nathan	1979-87	383	3592	9.4	73	16
6.	Duriel Harris	1976-83, 1985	269	4534	16.9	64t	18
7.	Bruce Hardy	1978-89	256	2455	9.6	31	25
8.	Jim Jensen	1981-92	229	2171	9.5	31	19
9.	Jim Kiick	1968-74	221	2210	10.0	53t	3
10.	Howard Twilley	1966-76	212	3064	14.5	44	23
11.	Oronde Gadsden	1998-01	207	2976	14.4	62	22
12.	Tony Martin	1989-93, 1999-00	202	3152	15.6	80t	14
13.	Irving Fryar	1993-95	199	3190	16.0	67t	20
14.	Keith Byars	1993-96	166	1433	8.6	34	10
15.	Troy Stradford	1987-90	159	1373	8.6	36	2
16.	Paul Warfield	1970-74	156	3355	21.5	86t	33
17.	Terry Kirby	1993-95	155	1646	10.6	47	6
18.	Keith Jackson	1992-94	146	1880	12.9	57t	18
19.	Bernie Parmalee	1992-98	144	1306	9.1	35	3
20.	Tony Paige	1990-92	140	1115	8.0	30	6
21.	Karl Noonan	1966-71	136	1808	13.2	51t	17
22.	Troy Drayton	1996-99	127	1511	11.9	51	8
23.	Lorenzo Hampton	1985-89	123	954	7.8	39t	6
24.	Jim Mandich	1970-77	121	1406	11.6	44	23
25.	Ferrell Edmunds	1988-92	117	1612	13.8	80t	10
26.	Joe Rose	1980-85	112	1493	13.3	50	13
27.	Norm Bulaich	1975-79	109	751	6.9	59t	6
28.	Fred Banks	1987-93	99	1555	15.7	61	8
29.	Stanley Pritchett	1996-99	98	798	8.1	74t	6
30.	Dan Johnson	1983-87	94	1012	10.8	61t	16
31.	Jimmy Cefalo	1978-84	93	1739	18.7	69t	13
	Ron Davenport	1985-89	93	801	8.6	29	4
33.	Larry Csonka	1968-74, 1979	91	688	7.6	65	4
34.	Mark Ingram	1993-94	88	1213	13.8	77t	12
	Jack Clancy	1967-69	88	1157	13.1	50	3
36.	Lamar Thomas	1996-00	81	1171	14.5	56t	8
37.	Karim Abdul-Jabbar	1996-99	77	527	6.8	36t	1
38.	Gary Davis	1976-79	74	592	8.0	34	1
39.	Doug Moreau	1966-69	73	926	12.7	43	6

	PLAYER	YEARS	NO.	YDS.	AVG.	LG	TD
40.	Larry Seiple	1967-77	72	935	13.0	41t	7
41.	Delvin Williams	1978-80	70	574	8.2	42	1
42.	Andre Tillman	1975-78	66	757	11.5	37t	6
43.	Freddie Solomon	1975-77	61	973	16.0	58t	5
	Lamar Smith	2000-01	61	435	7.1	65t	4
45.	Tom Vigorito	1981-85	59	439	7.4	31t	2
46.	James Pruitt	1986-88, 1990-91	58	942	16.2	37	8
47.	Marlin Briscoe	1972-74	57	858	15.1	53	7
48.	James McKnight	2001	55	684	12.4	40	3
49.	Jerris McPhail	1996-97	54	544	10.1	52	1
	Bobby Humphrey	1992	54	507	9.4	26	1
51.	Fred Barnett	1996-97	53	728	13.7	66	4
	Rob Konrad	1999-01	53	386	7.3	25	2
53.	Chris Chambers	2001	48	883	18.4	74t	7
	Marv Fleming	1970-74	48	523	10.9	36	4
55.	Mercury Morris	1969-75	46	491	10.7	50	1
56.	Eric Green	1995	43	499	11.6	31t	3
57.	Stan Mitchell	1966-70	42	533	12.6	48	5
58.	Joe Auer	1966-67	40	481	12.0	68t	6
59.	Ed Perry	1997-01	39	308	7.9	46	2
	Woody Bennett	1980-89	39	295	7.6	27	3
61.	Gary Clark	1995	37	525	14.2	42t	2
	Mark Higgs	1990-94	37	294	7.9	21	0
63.	Charles Jordan	1996-98	36	640	17.8	44t	3
64.	Leslie Shepherd	2000	35	446	12.7	46t	4
65.	Randal Hill	1991, 1995-96	33	669	20.3	61	4
66.	Sammie Smith	1989-91	32	310	9.7	53t	1
	Aaron Craver	1991-94	32	304	9.5	28	0
	Leroy Harris	1977-78	32	240	7.5	57	0
	James Saxon	1992-94	32	192	6.0	25	0
70.	Nick Giaquinto	1980-81	31	230	7.4	25	2
71.	Greg Baty	1990-94	30	377	12.6	32	4
72.	Travis Minor	2001	29	263	9.1	29	1
	J.J. Johnson	1999-01	29	182	6.3	17	0
74.	Jed Weaver	2000-01	28	394	14.1	41	2
75.	Andre Brown	1989-90	27	459	17.0	48t	5
	Dave Kocourek	1966	27	320	11.9	43	2
77.	Bo Roberson	1966	26	519	20.0	80t	2
78.	Frank Jackson	1966-67	25	439	17.6	48	3
	Don Nottingham	1973-77	25	213	8.5	29	0
	Ronnie Lee	1979-82, 1984-89	25	167	6.7	41	3
81.	Irving Spikes	1994-97	24	185	7.7	24	2
82.	Gene Milton	1968-69	21	322	15.3	49	1
	Mike Williams	1992-95	21	292	13.9	29	0
	Scott Miller	1991-96	21	274	13.0	27	1
	Dedric Ward	2001	21	209	10.0	20	0
86.	Scott Schwedes	1987-90	19	370	19.5	65t	2
	Brett Perriman	1997	19	309	16.3	26	1
88.	Otto Stowe	1971-72	18	344	19.1	49	3
	Yatil Green	1997-99	18	234	13.0	27	0
	Autry Denson	1999-00	18	133	7.4	28	0
	Hunter Goodwin	1999-01	18	118	6.6	14	1
	Eddie Hill	1981-84	18	106	5.9	16	1
93.	Benny Malone	1974-78	17	234	13.8	43	0
94.	Billy Joe	1966	16	317	19.8	67	2
	Thurman Thomas	2000	16	117	7.3	15	1
	Abner Haynes	1967	16	100	6.3	22	0
97.	Tom Brown	1987-89	14	123	8.8	23	0
98.	Cookie Gilchrist	1966	13	116	8.9	22	1
	Terry Robiskie	1980-81	13	60	4.6	15	0
100.	John Tagliaferri	1987	12	117	9.8	27	0
	Marc Logan	1989-91	12	88	7.3	12	0
102.	Jack Harper	1967-68	11	212	19.3	40	3
	John Roderick	1966	11	156	14.2	64	1
	Jim Cox	1968	11	147	13.4	30	0

	PLAYER	YEARS	NO.	YDS.	AVG.	LG	TD
	Joe Carter	1984-86	11	66	6.0	15	0
106.	Preston Carpenter	1966	10	127	12.7	42	0
	Sam Price	1966-68	10	70	7.0	27	1
	John Avery	1998-99	10	67	6.7	19t	1
109.	Nate Jacquet	1998-99	9	140	15.6	29	0
	Leland Douglas	1987	9	92	10.2	17	1
	Hubert Ginn	1970-75	9	49	5.4	23	0
112.	Jeff Ogden	2000-01	8	97	12.1	18	1
	Lawrence Sampleton	1987	8	64	8.0	19	0
	Steve Howell	1979-81	8	61	7.6	13	0
	David Overstreet	1983	8	55	6.9	20	2
	Rick Casares	1966	8	45	5.6	20	1
117.	Bert Emanuel	2000	7	132	18.9	53t	1
	Eddie Chavis	1987	7	108	15.4	27	0
	Loaird McCreary	1976-78	7	88	12.6	30	3
	Brian Manning	1997	7	85	12.1	21	0
	Bill Cronin	1966	7	83	11.9	21	1
	Willie Richardson	1970	7	67	9.6	27	1
123.	Vince Heflin	1982-85	6	98	16.3	46t	1
	Stan Winfrey	1975-77	6	55	9.2	16	1
	David Lewis	1987	6	53	8.8	22	1
	Cecil Collins	1999	6	32	5.3	12	0
	Andra Franklin	1981-84	6	15	2.5	6	1
128.	Damon Reilly	1987	5	70	14.0	20	0
	Ronnie Williams	1993-95	5	54	10.8	17	0
130.	Mel Baker	1974	4	121	30.0	46t	2
	Elmer Bailey	1980-81	4	105	26.3	39	0
	Brett Carolan	1996	4	48	12.0	21	1
	Jim Braxton	1978	4	47	11.8	19	0
	Tom Boutwell	1969	4	29	7.3	12	0
	Garrett Limbrick	1990	4	23	5.8	9	0
	Charles Leigh	1971-73	4	9	2.3	7	0
137.	Robert Clark	1992	3	59	19.7	45	0
	Gene Mingo	1966-67	3	40	13.3	9	0
	Bill Darnall	1968-69	3	38	12.7	13	0
	Roosevelt Potts	1997	3	27	9.0	13	0
	Robert Wilson	1994-96	3	8	2.7	3t	1
142.	Ron Sellers	1973	2	54	27.0	42	0
	Mike Caterbone	1987	2	46	23.0	30	0
	Jim Mertens	1969	2	26	13.0	15	0
	Jimmy Hines	1969	2	23	11.5	22	0
	Rich Diana	1982	2	21	10.5	13	0
	David Woodley	1980-83	2	21	10.5	15t	1
	Cleveland Gary	1994	2	19	9.5	11	0
	Kevin McKenzie	1999	2	18	9.0	13	0
	Charles Henry	1991	2	17	8.5	9	0
	Brian Kinchen	1988-90	2	15	7.5	12	0
	Deon Dyer	2000-01	2	14	7.0	13	0
	Willie Smith	1987	2	13	6.5	8	1
	Ronald Scott	1987	2	7	3.5	5	0
	Bob Torrey	1979	2	3	1.5	8	0
	Barry Pryor	1969-70	2	-3	-1.5	0	0
157.	Bo Rather	1973, 1978	1	39	39.0	39	0
	Wes Matthews	1966	1	20	20.0	20	0
	Tom Beier	1967, 1969	1	19	19.0	19	0
	Mike Holmes	1976	1	11	11.0	11	0
	Ricky Isom	1987	1	11	11.0	11	0
	Keith Sims	1990-97	1	9	9.0	9	0
	Dick Anderson	1968-77	1	8	8.0	8	0
	Nuu Faaola	1989	1	8	8.0	8	0
	Vern Den Herder	1971-81	1	7	7.0	7t	1
	Lawrence Phillips	1997	1	6	6.0	6	0
	George Farmer	1987	1	5	5.0	5	0
	George Chesser	1966-67	1	4	4.0	4	0
	Dewayne Dotson	1994-95, 1997	1	4	4.0	4	0

PLAYER	YEARS	NO.	YDS.	AVG.	LG	TD
Frank Wainright	1995-98	1	2	2.0	2t	1
Ron Moore	1998	1	1	1.0	1	0
Damon Huard	1997-00	1	0	0.0	0	0
Dan Marino	1983-99	1	-6	-6.0	-6	0

SCORING

PLAYER	YEARS	TD	TDR	TDP	TDRT	FG	PAT	PTS.
1. Garo Yepremian	1970-78	0	0	0	0	165	335	830
2. Pete Stoyanovich	1989-95	0	0	0	0	176	246	774
3. Olindo Mare	1997-01	0	0	0	0	136	165	573
4. Uwe von Schamann	1979-84	0	0	0	0	101	237	540
5. Mark Clayton	1983-92	82	0	81	1	0	0	492
6. Nat Moore	1974-86	75	1	74	0	0	0	450
7. Mark Duper	1982-92	59	0	59	0	0	0	354
8. Larry Csonka	1968-74, 1979	57	53	4	0	0	0	342
9. Fuad Reveiz	1985-88	0	0	0	0	53	161	320
10. Karim Abdul-Jabbar	1996-99	34	33	1	0	0	0	204
Mercury Morris	1969-75	33	29	1	3	0	0	198
Tony Nathan	1979-87	33	16	16	1	0	0	198
Paul Warfield	1970-74	33	0	33	0	0	0	198
14. O.J. McDuffie	1993-01	32	0	29	3	0	0	194#
15. Jim Kiick	1968-74	31	28	3	0	0	0	186
16. Lorenzo Hampton	1985-89	28	22	6	0	0	0	168
17. Bruce Hardy	1978-89	25	0	25	0	0	0	150
Don Nottingham	1973-77	25	25	0	0	0	0	150
19. Lamar Smith	2000-01	24	20	4	0	0	0	144
20. Norm Bulaich	1975-79	23	17	6	0	0	0	138
Andra Franklin	1981-84	23	22	1	0	0	0	138
Jim Mandich	1970-77	23	0	23	0	0	0	138
Howard Twilley	1966-76	23	0	23	0	0	0	138
24. Oronde Gadsden	1998-01	22	0	22	0	0	0	132
25. Irving Fryar	1993-95	20	0	20	0	0	0	124##
Jim Jensen	1981-92	19	0	19	0	0	0	114
27. Keith Jackson	1992-94	18	0	18	0	0	0	110#
Bernie Parmalee	1992-98	18	15	3	0	0	0	110#
29. Duriel Harris	1976-83, 1985	18	0	18	0	0	0	108
30. Ron Davenport	1985-89	17	13	4	0	0	0	102
Karl Noonan	1966-71	17	0	17	0	0	0	102
32. Keith Byars	1993-96	16	6	10	0	0	0	96
Dan Johnson	1983-87	16	0	16	0	0	0	96
Benny Malone	1974-78	16	16	0	0	0	0	96
Sammie Smith	1989-91	16	15	1	0	0	0	96
36. Terry Kirby	1993-95	15	9	6	0	0	0	92#
37. Mark Higgs	1990-94	15	14	0	1	0	0	90
38. Joe Nedney	1996-97	0	0	0	0	18	35	89
39. Tony Martin	1989-93, 1999-00	14	0	14	0	0	0	84
Delvin Williams	1978-80	14	13	1	0	0	0	84
41. Woody Bennett	1980-88	13	10	3	0	0	0	78
Jimmy Cefalo	1978-84	13	0	13	0	0	0	78
Joe Rose	1980-85	13	0	13	0	0	0	78
44. Joe Auer	1966-67	12	5	6	1	0	0	72
Mark Ingram	1993-94	12	0	12	0	0	0	72
Troy Stradford	1987-90	12	10	2	0	0	0	72
47. Karl Kremser	1969-70	0	0	0	0	13	28	67
48. Gene Mingo	1966-67	0	0	0	0	11	32	65
49. Ferrell Edmunds	1988-92	10	0	10	0	0	0	60
Irving Spikes	1994-97	10	8	2	0	0	0	60
David Woodley	1980-83	10	9	1	0	0	0	60
52. Pete Johnson	1984	9	9	0	0	0	0	54
Dan Marino	1983-99	9	9	0	0	0	0	54
Stan Mitchell	1966-70	9	4	5	0	0	0	54
Tony Paige	1990-92	9	3	6	0	0	0	54

	PLAYER	YEARS	TD	TDR	TDP	TDRT	FG	PAT	PTS.
	James Pruitt	1986-88, 1990-91	9	0	8	1	0	0	54
	Freddie Solomon	1975-77	9	1	5	3	0	0	54
58.	Jimmy Keyes	1968-69	0	0	0	0	7	30	51
59.	Troy Drayton	1996-99	8	0	8	0	0	0	50#
60.	Fred Banks	1987-93	8	0	8	0	0	0	48
	Gary Davis	1976-79	8	7	1	0	0	0	48
	Stanley Pritchett	1996-99	8	2	6	0	0	0	48
	Lamar Thomas	1996-00	8	0	8	0	0	0	48
64.	Doug Moreau	1966-69	6	0	6	0	1	6	45
65.	Marlin Briscoe	1972-74	7	0	7	0	0	0	42
	Chris Chambers	2001	7	0	7	0	0	0	42
	Bob Griese	1967-80	7	7	0	0	0	0	42
	Larry Seiple	1966-67	7	0	7	0	0	0	42
69.	Booth Lusteg	1967	0	0	0	0	7	18	39
70.	Leroy Harris	1977-78	6	6	0	0	0	0	36
	Andre Tillman	1975-78	6	0	6	0	0	0	36
	Tommy Vigorito	1981-85	6	2	2	2	0	0	36
73.	Andre Brown	1989-90	5	0	5	0	0	0	30
	Jay Fiedler	2000-01	5	5	0	0	0	0	30
	J.J. Johnson	1999-01	5	5	0	0	0	0	30
76.	Dick Anderson	1968-77	4	0	0	4	0	0	24
	Fred Barnett	1996-97	4	0	4	0	0	0	24
	Greg Baty	1991-94	4	0	4	0	0	0	24
	Marv Fleming	1970-74	4	0	4	0	0	0	24
	Jack Harper	1967-68	4	1	3	0	0	0	24
	Randal Hill	1991, 1995-96	4	0	4	0	0	0	24
	Marc Logan	1989-91	4	2	0	2	0	0	24
	Travis Minor	2001	4	2	1	1	0	0	24
	Leslie Shepherd	2000	4	0	4	0	0	0	24
	Zach Thomas	1996-01	4	0	0	4	0	0	24
86.	Willie Beecher	1987	0	0	0	0	3	12	21
87.	Eric Green	1995	3	0	3	0	0	0	20#
	James McKnight	2001	3	0	3	0	0	0	20#
89.	John Avery	1998-99	3	2	1	0	0	0	18
	Terrell Buckley	1995-99	3	0	0	3	0	0	18
	Jack Clancy	1967-69	3	0	3	0	0	0	18
	Tony Franklin	1988	0	0	0	0	4	6	18
	Nick Giaquinto	1980-81	3	0	2	1	0	0	18
	Hubert Ginn	1970-75	3	3	0	0	0	0	18
	Frank Jackson	1966-67	3	0	3	0	0	0	18
	Charles Jordan	1996-98	3	0	3	0	0	0	18
	Rob Konrad	1999-01	3	1	2	0	0	0	18
	Mike Kozlowski	1979-86	3	0	0	3	0	0	18
	Ronnie Lee	1979-82, 1984-89	3	0	3	0	0	0	18
	Loaird McCreary	1976-78	3	0	3	0	0	0	18
	Lloyd Mumphord	1969-74	3	0	0	3	0	0	18
	David Overstreet	1983	3	1	2	0	0	0	18
	Scott Schwedes	1987-90	3	0	2	1	0	0	18
	Ronald Scott	1987	3	3	0	0	0	0	18
	Otto Stowe	1971-72	3	0	3	0	0	0	18
	Jason Taylor	1997-01	3	0	0	3	0	0	18
107.	Tim Foley	1970-80	2	0	0	2	0	0	14*
	Billy Joe	1966	2	0	2	0	0	0	14#
	Sam Madison	1997-01	2	0	0	2	0	0	14*
110.	Mel Baker	1974	2	0	2	0	0	0	12
	Charlie Baumann	1991	0	0	0	0	2	6	12
	Bob Baumhower	1977-86	2	0	0	2	0	0	12
	Jim Braxton	1978	2	2	0	0	0	0	12
	Gary Clark	1995	2	0	2	0	0	0	12
	Cecil Collins	1999	2	2	0	0	0	0	12
	Abner Haynes	1967	2	2	0	0	0	0	12
	Eddie Hill	1981-84	2	1	1	0	0	0	12

	PLAYER	YEARS	TD	TDR	TDP	TDRT	FG	PAT	PTS.
	Liffort Hobley	1987-93	2	0	0	2	0	0	12
	Bobby Humphrey	1992	2	1	1	0	0	0	12
	William Judson	1982-89	2	0	0	2	0	0	12
	Dave Kocourek	1966	2	0	2	0	0	0	12
	Kyle Mackey	1987	2	2	0	0	0	0	12
	Brock Marion	1998-01	2	0	0	2	0	0	12
	Don McNeal	1980-89	2	0	0	2	0	0	12
	Jerris McPhail	1996-97	2	1	1	0	0	0	12
	Scott Miller	1991-96	2	0	1	1	0	0	12
	Jeff Ogden	2000-01	2	0	1	1	0	0	12
	Louis Oliver	1989-93, 1995-96	2	0	0	2	0	0	12
	Ed Perry	1997-01	2	0	2	0	0	0	12
	Sam Price	1966-68	2	1	1	0	0	0	12
	Bo Roberson	1966	2	0	2	0	0	0	12
	Terry Robiskie	1980-81	2	2	0	0	0	0	12
	Bill Stanfill	1969-76	2	0	0	2	0	0	12
	Don Strock	1974-87	2	2	0	0	0	0	12
	Troy Vincent	1992-95	2	0	0	2	0	0	12
	Jimmy Warren	1966-67	2	0	0	2	0	0	12
	Jed Weaver	2000-01	2	0	2	0	0	0	12
	Dick Westmoreland	1966-69	2	0	0	2	0	0	12
	Stan Winfrey	1975-77	2	1	1	0	0	0	12
140.	Kim Bokamper	1977-85	1	0	0	1	0	0	8*
	Curtis Johnson	1970-78	1	0	0	1	0	0	8*
142.	Don Bessillieu	1979-81	1	0	0	1	0	0	6
	Glenn Blackwood	1979-87	1	0	0	1	0	0	6
	Tim Bowens	1994-01	1	0	0	1	0	0	6
	J.B. Brown	1989-96	1	0	0	1	0	0	6
	Bob Brudzinski	1981-89	1	0	0	1	0	0	6
	Nick Buoniconti	1969-76	1	0	0	1	0	0	6
	Brett Carolan	1996	1	0	1	0	0	0	6
	Joe Carter	1984-86	1	1	0	0	0	0	6
	Rick Casares	1966	1	0	1	0	0	0	6
	Aaron Craver	1991-94	1	1	0	0	0	0	6
	Bill Cronin	1966	1	0	1	0	0	0	6
	Vern Den Herder	1971-81	1	0	1	0	0	0	6
	Leland Douglas	1987	1	0	1	0	0	0	6
	Bert Emanuel	2000	1	0	1	0	0	0	6
	Frank Emanuel	1968-69	1	0	0	1	0	0	6
	Tom Erlandson	1966-67	1	0	0	1	0	0	6
	Cookie Gilchrist	1966	1	0	1	0	0	0	6
	Kerry Glenn	1990-92	1	0	0	1	0	0	6
	Hunter Goodwin	1999-01	1	0	1	0	0	0	6
	Vince Heflin	1982-85	1	0	1	0	0	0	6
	Sean Hill	1994-96	1	0	0	1	0	0	6
	Trell Hooper	1987	1	0	0	1	0	0	6
	Steve Howell	1979-81	1	1	0	0	0	0	6
	Ricky Isom	1987	1	1	0	0	0	0	6
	Calvin Jackson	1994-99	1	0	0	1	0	0	6
	Vestee Jackson	1991-93	1	0	0	1	0	0	6
	Pete Jaquess	1966-67	1	0	0	1	0	0	6
	Pat Johnson	1995	1	0	0	1	0	0	6
	Robert Jones	1998-00	1	0	0	1	0	0	6
	Chuck Klingbeil	1991-95	1	0	0	1	0	0	6
	Bernie Kosar	1994-96	1	1	0	0	0	0	6
	Charles Leigh	1971-73	1	1	0	0	0	0	6
	David Lewis	1987	1	0	1	0	0	0	6
	Ray Lucas	2001	1	1	0	0	0	0	6
	Gene Milton	1968-69	1	0	1	0	0	0	6
	Kenny Mixon	1998-01	1	0	0	1	0	0	6
	Earl Morrall	1972-76	1	1	0	0	0	0	6
	Cliff Odom	1990-93	1	0	0	1	0	0	6
	Brett Perriman	1997	1	0	1	0	0	0	6
	Willie Richardson	1970	1	0	1	0	0	0	6

	PLAYER	YEARS	TD	TDR	TDP	TDRT	FG	PAT	PTS.
	John Roderick	1966	1	0	1	0	0	0	6
	Jake Scott	1970-75	1	0	0	1	0	0	6
	Scott Secules	1989-92	1	1	0	0	0	0	6
	Gerald Small	1978-83	1	0	0	1	0	0	6
	Willie Smith	1987	1	0	1	0	0	0	6
	Brian Sochia	1986-91	1	0	0	1	0	0	6
	John Stofa	1966-67, 1969-70	1	1	0	0	0	0	6
	Patrick Surtain	1998-01	1	0	0	1	0	0	6
	John Tagliaferri	1987	1	1	0	0	0	0	6
	Norris Thomas	1977-79	1	0	0	1	0	0	6
	Thurman Thomas	2000	1	0	1	0	0	0	6
	Bob Torrey	1979	1	1	0	0	0	0	6
	Frank Wainright	1995-98	1	0	1	0	0	0	6
	Fulton Walker	1981-84	1	0	0	1	0	0	6
	Willie West	1966-68	1	0	0	1	0	0	6
	Jarvis Williams	1988-93	1	0	0	1	0	0	6
	Robert Wilson	1994-96	1	0	1	0	0	0	6
	Dick Wood	1966	1	1	0	0	0	0	6
200.	Van Tiffin	1987	0	0	0	0	0	4	4
201.	Mike Charles	1983-86	0	0	0	0	0	0	2*
	Aaron Craver	1991-94	0	0	0	0	0	0	2#
	A.J. Duhe	1977-84	0	0	0	0	0	0	2*
	Larry Gordon	1976-82	0	0	0	0	0	0	2*
	Jermaine Haley	2000-01	0	0	0	0	0	0	2*
	Don Reese	1974-76	0	0	0	0	0	0	2*
	George Wilson	1966	0	0	0	0	0	0	2#

* — safety

— two point conversion

INTERCEPTIONS

	PLAYER	YEARS	NO.	YDS.	AVG.	LG	TD
1.	Jake Scott	1970-75	35	425	12.1	47	0
2.	Dick Anderson	1968-77	34	792	23.3	96t	3
3.	Glenn Blackwood	1979-87	29	398	13.7	50	1
4.	Louis Oliver	1989-93, 1995-96	24	569	23.7	103t	2
	William Judson	1982-89	24	368	15.3	61t	2
6.	Sam Madison	1997-01	23	379	16.5	42	1
	Gerald Small	1978-83	23	378	16.4	46t	1
8.	Terrell Buckley	1995-99	22	350	15.9	91t	2
	Curtis Johnson	1970-78	22	150	6.8	34	0
	Tim Foley	1970-80	22	96	4.4	18	0
11.	Don McNeal	1980-89	18	163	9.1	30	2
	J.B. Brown	1989-96	16	293	18.3	48	1
13.	Dick Westmoreland	1966-69	15	236	15.7	42	1
14.	Troy Vincent	1992-95	14	284	20.3	69	2
	Jarvis Williams	1988-93	14	216	15.4	42	1
	Lloyd Mumphord	1969-74	14	187	13.4	51	2
	Lyle Blackwood	1981-86	14	175	12.5	45	0
	Earnie Rhone	1975-84	14	110	7.9	16	0
19.	Willie West	1966-68	13	180	13.8	32	0
	Paul Lankford	1982-91	13	89	6.7	44	0
21.	Brock Marion	1998-01	12	329	27.4	100t	2
	Patrick Surtain	1998-01	12	158	13.2	43	1
	Charlie Babb	1972-79	12	141	11.8	36	0
	Brian Walker	1997-98, 2000-01	12	92	7.7	31	0
25.	Jimmy Warren	1966-69	11	247	22.5	70t	2
	Zach Thomas	1996-01	11	146	13.3	34t	4
27.	Mike Kozlowski	1979-86	8	172	21.5	38t	2
	Larry Gordon	1976-82	8	121	15.1	36	0
	Bob Matheson	1971-79	8	111	13.9	34	0
	Nick Buoniconti	1969-76	8	89	11.1	24	0
31.	Norris Thomas	1977-79	7	115	16.4	53t	1
32.	Bud Brown	1984-88	6	96	16.0	53	0
	Kim Bokamper	1977-85	6	55	9.2	24t	1

	PLAYER	YEARS	NO.	YDS.	AVG.	LG	TD
	John Bramlett	1977-85	6	49	8.2	22	0
35.	Bob Petrella	1966-71	5	104	20.8	33	0
	Neal Colzie	1979	5	86	17.2	56	0
	Mike Kolen	1970-77	5	85	17.0	29	0
	Liffort Hobley	1987-93	5	61	12.2	22	0
	Fulton Walker	1981-84	5	61	12.2	30	0
	Bob Brudzinski	1981-89	5	46	9.2	19	0
	Rick Volk	1977-78	5	42	8.4	24	0
	Doug Swift	1970-75	5	17	3.4	12	0
	Don Bessillieu	1979-81	5	13	2.6	12	0
44.	Calvin Jackson	1994-99	4	105	26.3	61t	1
	Tom Erlandson	1966-67	4	68	17.0	37	1
	John Offerdahl	1986-93	4	44	11.0	28	0
	Tim McKyer	1990	4	40	10.0	21	0
	Shawn Wooden	1996-99, 2001	4	25	6.3	15	0
	Gene Atkins	1994-96	4	24	6.0	18	0
	Michael Stewart	1994-96	4	11	2.8	11	0
51.	Vestee Jackson	1991-93	3	63	21.0	30t	1
	Ed Taylor	1979-82	3	55	18.3	44	0
	Rodney Thomas	1988-90	3	52	17.3	48	0
	Frank Emanuel	1968-69	3	46	15.3	24	0
	Bryan Cox	1991-95	3	38	12.7	26	0
	Wahoo McDaniel	1966-68	3	35	11.7	20	0
	Jerry Wilson	1996-00	3	32	10.7	19	0
	Steve Towle	1975-80	3	30	10.0	16	0
	Pete Jaquess	1966-67	3	27	9.0	27	1
	Mark Brown	1983-88	3	18	6.0	13	0
	A.J. Duhe	1977-84	3	18	6.0	11	0
	Ed Weisacosky	1968-70	3	10	3.3	7	0
	Aubrey Beavers	1994-95	3	8	2.7	8	0
	Jason Taylor	1997-01	3	6	2.0	4	0
65.	Donovan Rose	1986-87	2	63	31.5	36	0
	Rusty Chambers	1976-80	2	53	26.5	49	0
	Dwight Hollier	1992-99	2	47	24.5	36	0
	Ken Ellis	1976	2	40	20.0	40	0
	Bobby Harden	1990-93	2	39	19.5	22	0
	Robert Sowell	1983-85, 1987	2	36	18.0	29	0
	Bill Stanfill	1969-76	2	32	16.0	17t	2
	Kerry Glenn	1990-92	2	31	15.5	31t	1
	Henry Stuckey	1972-74	2	25	12.5	21	0
	George Teague	1997	2	25	12.5	23	0
	Tate Randle	1987	2	16	8.0	11	0
	John McGeever	1966	2	15	7.5	15	0
	Tom Beier	1967, 1969	2	14	7.0	7	0
	Robert Jones	1998-00	2	14	7.0	14t	1
	Jeris White	1974-76	2	4	2.0	4	0
	Tyrone Braxton	1994	2	3	1.5	3	0
	Chris Green	1991-94	2	0	0.0	0	0
82.	Kenny Mixon	1998-01	1	56	56.0	56t	1
	Jay Brophy	1984-86	1	41	41.0	41	0
	Dean Brown	1970	1	32	32.0	32	0
	Bob Neff	1966-68	1	32	32.0	17	0
	Hugh Green	1985-91	1	28	28.0	28	0
	Earl Faison	1966	1	26	26.0	26	0
	Vern Den Herder	1971-81	1	24	24.0	24	0
	Charles Cornelius	1977-78	1	21	21.0	21	0
	Bob Bruggers	1966-68	1	20	20.0	20	0
	Ralph Ortega	1979-80	1	17	17.0	13	0
	Ted Davis	1970	1	15	15.0	15	0
	Rick Graf	1987-89	1	14	14.0	14	0
	Shawn Lee	1990-91	1	14	14.0	14	0
	Jackie Shipp	1984-88	1	7	7.0	7	0
	Craig Veasey	1993-94	1	7	7.0	7	0
	Eric Kumerow	1988-90	1	5	5.0	5	0
	Derrick Rodgers	1997-01	1	5	5.0	5	0

Alex Moyer	1985-86	1	4	4.0	4	0
Greg Jeffries	1999-00	1	3	3.0	3	0
Jack Rudolph	1966	1	3	3.0	3	0
Chris Singleton	1993-96	1	3	3.0	3	0
Mike Charles	1983-86	1	2	2.0	2	0
Mike Reichenbach	1990-91	1	2	2.0	2	0
Larry Ball	1972-74, 1977-78	1	2	2.0	2	0
Randall Edmunds	1968-69	1	1	1.0	1	0
Bruce Alexander	1992	1	0	0.0	0	0
Bob Baumhower	1977-86	1	0	0.0	0	0
Tim Bowens	1994-01	1	0	0.0	0	0
Jeff Cross	1989-95	1	0	0.0	0	0
Arturo Freeman	2000-01	1	0	0.0	0	0
Scott Galyon	2000-01	1	0	0.0	0	0
Sean Hill	1994-96	1	0	0.0	0	0
Mack Lamb	1967-68	1	0	0.0	0	0
Cliff Odom	1990-93	1	0	0.0	0	0
Muhammad Oliver	1994	1	0	0.0	0	0
Vern Roberson	1977	1	0	0.0	0	0
Bryant Salter	1976	1	0	0.0	0	0
Terrance Shaw	2000	1	0	0.0	0	0
Daryl Gardener	1996-01	1	-1	-1.0	-1	0

SACKS

PLAYER	YEARS	NO.	PLAYER	YEARS	NO.
1. Bill Stanfill	1969-76	67.5	6. Bob Baumhower	1977-86	39.5
2. Doug Betters	1978-87	65.5	Kim Bokamper	1977-85	39.5
3. Vern Den Herder	1971-81	64.0	Jason Taylor	1997-01	39.5
4. Jeff Cross	1988-95	59.5	9. A.J. Duhe	1977-84	38.5
5. Trace Armstrong	1995-00	56.5	10. Manny Fernandez	1968-75	35.0

KICKOFF RETURNS

PLAYER	YEARS	NO.	YDS.	AVG.	LG	TD
1. Mercury Morris	1969-75	111	2947	26.5	105t	3
2. Fulton Walker	1981-85	123	2944	23.9	90t	1
3. Brock Marion	1998-01	107	2517	23.5	93	0
4. O.J. McDuffie	1993-01	92	2103	22.9	48	0
5. Irving Spikes	1994-97	89	2058	23.1	55	0
6. Lorenzo Hampton	1985-89	96	2025	21.1	46	0
7. Duriel Harris	1976-83, 1985	56	1416	25.3	69	0
8. Gary Davis	1976-79	55	1309	23.8	73	0
9. Marc Logan	1989-91	56	1171	20.9	97t	1
10. John Avery	1998-99	45	1140	25.3	55	0

PUNT RETURNS

PLAYER	YEARS	NO.	FC	YDS.	AVG.	LG	TD
1. Jake Scott	1970-75	127	55	1330	10.5	77t	1
2. O.J. McDuffie	1993-01	127	91	1127	8.9	72t	2
3. Tom Vigorito	1981-85	79	21	830	10.5	87t	2
4. Freddie Solomon	1975-77	71	4	810	11.4	79t	2
5. Scott Schwedes	1987-90	75	18	732	9.8	70t	1
6. Jeff Ogden	2000-01	51	22	700	13.7	81t	1
7. Mark Clayton	1983-92	52	13	485	9.3	60t	1
8. Tony Nathan	1979-87	51	26	484	9.5	86t	1
9. Scott Miller	1991-96	54	30	451	8.4	32	0
10. Terrell Buckley	1995-99	44	9	449	10.2	35	0

TOP TWENTY SEASON LEADERS

RUSHING YARDS

	NAME	YEAR	YARDS
1.	Delvin Williams	1978	1258
2.	Lamar Smith	2000	1139
3.	Larry Csonka	1972	1117
4.	Karim Abdul-Jabbar	1996	1116
5.	Larry Csonka	1971	1051
6.	Larry Csonka	1973	1003
7.	Mercury Morris	1972	1000
8.	Lamar Smith	2001	968
9.	Karim Abdul-Jabbar	1998	960
10.	Mercury Morris	1973	954
11.	Mark Higgs	1992	915
12.	Mark Higgs	1991	905
13.	Karim Abdul-Jabbar	1997	892
14.	Bernie Parmalee	1995	878
15.	Mercury Morris	1975	875
16.	Larry Csonka	1970	874
17.	Bernie Parmalee	1994	868
18.	Larry Csonka	1979	837
19.	Sammie Smith	1990	831
20.	Lorenzo Hampton	1986	830

PASSING YARDS

	NAME	YEAR	YARDS
1.	Dan Marino	1984	5084
2.	Dan Marino	1986	4746
3.	Dan Marino	1994	4453
4.	Dan Marino	1988	4434
5.	Dan Marino	1985	4137
6.	Dan Marino	1992	4116
7.	Dan Marino	1989	3997
8.	Dan Marino	1991	3970
9.	Dan Marino	1997	3780
10.	Dan Marino	1995	3668
11.	Dan Marino	1990	3563
12.	Dan Marino	1998	3497
13.	Jay Fiedler	2001	3290
14.	Dan Marino	1987	3245
15.	Dan Marino	1996	2795
16.	Bob Griese	1968	2473
17.	David Woodley	1981	2470
18.	Dan Marino	1999	2448
19.	Jay Fiedler	2000	2402
20.	Bob Griese	1977	2252

PASSING TOUCHDOWNS

	NAME	YEAR	TOUCHDOWNS
1.	Dan Marino	1984	48
2.	Dan Marino	1986	44
3.	Dan Marino	1985	30
	Dan Marino	1994	30
5.	Dan Marino	1988	28
6.	Dan Marino	1987	26
7.	Dan Marino	1991	25
8.	Dan Marino	1989	24
	Dan Marino	1992	24
	Dan Marino	1995	24
11.	Dan Marino	1998	23
12.	Bob Griese	1977	22
13.	Bob Griese	1968	21

	NAME	YEAR	TOUCHDOWNS
	Dan Marino	1990	21
15.	Dan Marino	1983	20
	Jay Fiedler	2001	20
17.	Bob Griese	1971	19
18.	Bob Griese	1973	17
	Dan Marino	1996	17
20.	Bob Griese	1974	16
	Dan Marino	1997	16

RECEPTIONS

	NAME	YEAR	RECEPTIONS
1.	O.J. McDuffie	1998	90
2.	Mark Clayton	1988	86
3.	O.J. McDuffie	1997	76
4.	Terry Kirby	1993	75
5.	O.J. McDuffie	1996	74
6.	Mark Clayton	1984	73
	Irving Fryar	1994	73
8.	Tony Nathan	1985	72
9.	Mark Duper	1984	71
10.	Mark Clayton	1985	70
	Mark Clayton	1991	70
	Mark Duper	1991	70
13.	Jack Clancy	1967	67
	Mark Duper	1986	67
	Tony Martin	1999	67
16.	Terry Kirby	1995	66
17.	Mark Clayton	1989	64
	Irving Fryar	1993	64
19.	Irving Fryar	1995	62
	O.J. McDuffie	1995	62

RECEIVING YARDS

	NAME	YEAR	YARDS
1.	Mark Clayton	1984	1389
2.	Mark Duper	1986	1313
3.	Mark Duper	1984	1306
4.	Irving Fryar	1994	1270
5.	Mark Clayton	1986	1150
6.	Mark Clayton	1988	1129
7.	Mark Duper	1991	1085
8.	Mark Clayton	1991	1053
9.	O.J. McDuffie	1998	1050
10.	Tony Martin	1999	1037
11.	Mark Clayton	1989	1011
12.	Irving Fryar	1993	1010
13.	Mark Duper	1983	1003
14.	Mark Clayton	1985	996
	Paul Warfield	1971	996
16.	O.J. McDuffie	1997	943
17.	O.J. McDuffie	1996	918
18.	Duriel Harris	1981	911
19.	Irving Fryar	1995	910
20.	Chris Chambers	2001	883

POINTS

	NAME	YEAR	POINTS
1.	Olindo Mare	1999	144
2.	Pete Stoyanovich	1992	124
3.	Pete Stoyanovich	1991	121
4.	Pete Stoyanovich	1995	118
5.	Garo Yepremian	1971	117
	Olindo Mare	1997	117
	Olindo Mare	2000	117
8.	Fuad Reveiz	1985	116

	NAME	YEAR	POINTS
9.	Garó Yepremian	1972	115
10.	Garó Yepremian	1973	113
11.	Uwe von Schamann	1981	109
	Pete Stoyanovich	1993	109
13.	Mark Clayton	1984	108
14.	Pete Stoyanovich	1994	107
15.	Pete Stoyanovich	1990	100
16.	Uwe von Schamann	1979	99
	Uwe von Schamann	1983	99
	Olindo Mare	1998	99
19.	Garó Yepremian	1978	98
20.	Garó Yepremian	1970	97

SACKS

	NAME	YEAR	SACKS
1.	Bill Stanfill	1973	18.5
2.	Trace Armstrong	2000	16.5
3.	Doug Betters	1983	16.0
4.	Jason Taylor	2000	14.5
5.	Doug Betters	1984	14.0
6.	Bryan Cox	1992	14.0
7.	Trace Armstrong	1996	12.0
8.	Jeff Cross	1990	11.5
9.	Mel Branch	1968	11.0
	Vern Den Herder	1975	11.0
11.	Vern Den Herder	1972	10.5
	Jeff Cross	1993	10.5
	Trace Armstrong	1998	10.5
14.	Bill Stanfill	1972	10.0
	Vern Den Herder	1973	10.0
	Bill Stanfill	1974	10.0
	Jeff Cross	1989	10.0
18.	Jeff Cross	1994	9.5
19.	Vern Den Herder	1978	9.0
	Vern Den Herder	1979	9.0
	Bob Baumhower	1981	9.0
	Charles Bowser	1984	9.0
	Daniel Stubbs	1996	9.0
	Jason Taylor	1998	9.0

TACKLES

	NAME	YEAR	TACKLES
1.	Steve Towle	1976	217
2.	Zach Thomas	1996	180
	Zach Thomas	2001	180
4.	Rusty Chambers	1979	178
5.	Earnie Rhone	1981	171
6.	Zach Thomas	1999	167
7.	Steve Towle	1975	164
8.	Nick Buoniconti	1973	162
9.	Zach Thomas	1998	160
10.	Rusty Chambers	1978	151
11.	Zach Thomas	1997	149
12.	Bryan Cox	1994	147
13.	Nick Buoniconti	1972	146
14.	Bob Baumhower	1979	146
15.	Nick Buoniconti	1970	145
16.	Bob Baumhower	1978	144
17.	Bryan Cox	1995	142
18.	Steve Towle	1977	138
19.	Steve Towle	1979	137
20.	Bob Baumhower	1980	135
	John Offerdahl	1986	135

DOLPHINS OUTSTANDING PERFORMANCES

300-PLUS PASSING YARDS

PLAYER	DATE	OPPONENT	ATT.	COMP.	YDS.	TD	INT.	LG
Dan Marino	10/23/88	N.Y. JETS	60	35	521	3	5	56
Dan Marino	9/4/94	NEW ENGLAND	42	23	473	5	1	64t
Dan Marino	12/2/84	L.A. RAIDERS	57	35	470	4	2	64
Dan Marino	10/1/95	at Cincinnati	48	33	450	2	1	58
Dan Marino	9/21/86	at N.Y. Jets	50	30	448	6	2	46t
Dan Marino	9/25/94	at Minnesota	54	29	431	3	3	43
Dan Marino	9/30/84	at St. Louis	36	24	429	3	0	51
Dan Marino	9/24/89	N.Y. JETS	55	33	427	3	2	43t
Dan Marino	11/4/84	at N.Y. Jets	42	23	422	2	2	54
* Dan Marino	12/30/95	at Buffalo	64	33	422	2	3	45t
* Dan Marino	1/6/85	PITTSBURGH	32	21	421	4	1	41
David Woodley	10/25/81	at Dallas	37	21	408	3	5	69t
Dan Marino	12/9/84	at Indianapolis	41	29	404	4	1	42
Dan Marino	11/16/86	at Buffalo	54	39	404	4	0	39
Dan Marino	12/12/88	CLEVELAND	50	30	404	4	3	46
* Don Strock	1/2/82	SAN DIEGO	43	29	403	4	1	50t
Dan Marino	12/14/86	at L.A. Rams	46	29	403	5	1	69t
Dan Marino	12/20/87	WASHINGTON	50	22	393	3	1	59t
Dan Marino	10/10/99	at Indianapolis	38	25	393	2	0	62
Dan Marino	9/29/85	at Denver	43	25	390	3	0	73
Dan Marino	11/23/97	at New England	60	38	389	0	3	27
Dan Marino	12/13/87	at Philadelphia	39	25	376	3	1	54
Dan Marino	10/12/97	at N.Y. Jets	38	27	372	2	0	36t
Bernie Kosar	10/15/95	at New Orleans	42	29	368	3	2	31t
Dan Marino	12/9/90	PHILADELPHIA	54	27	365	2	0	37
Steve DeBerg	12/5/93	N.Y. GIANTS	41	26	365	1	2	44
Dan Marino	11/10/85	N.Y. JETS	37	21	362	3	3	60
Dan Marino	11/6/88	at New England	51	29	359	1	2	32
Dan Marino	11/12/89	at N.Y. Jets	34	18	359	3	2	78t
Dan Marino	11/27/94	at N.Y. Jets	44	31	359	4	2	28t
Dan Marino	10/25/92	INDIANAPOLIS	45	25	355	2	3	48t
Dan Marino	12/21/98	DENVER	38	23	355	4	1	56t
Dan Marino	11/27/88	at N.Y. Jets	35	17	353	5	0	80t
Bob Griese	11/20/78	at Houston	33	23	349	2	1	47
Dan Marino	12/8/85	at Green Bay	44	30	345	5	1	61
Scott Mitchell	10/31/93	KANSAS CITY	44	23	344	3	0	77t
Steve DeBerg	12/13/93	PITTSBURGH	44	27	344	1	2	47
Dan Marino	12/3/95	ATLANTA	50	35	343	2	2	32
Dan Marino	12/17/84	DALLAS	40	23	340	4	2	63
Dan Marino	12/24/89	KANSAS CITY	47	28	339	3	1	35
Dan Marino	11/18/84	at San Diego	41	28	338	2	2	32
Dan Marino	10/12/86	BUFFALO	41	24	337	1	1	39
Dan Marino	10/22/89	GREEN BAY	37	24	333	2	2	61
Dan Marino	11/12/95	NEW ENGLAND	37	27	333	2	2	31t
Dan Marino	11/1/87	PITTSBURGH	31	25	332	4	2	50t
Dan Marino	11/17/85	at Indianapolis	37	22	330	1	0	42
Dan Marino	9/15/85	INDIANAPOLIS	48	29	329	2	0	26
Dan Marino	10/16/88	SAN DIEGO	45	26	329	1	0	51
Bob Griese	9/14/69	at Cincinnati	39	19	327	1	2	50
Dan Marino	11/18/91	BUFFALO	42	23	326	2	2	41
Dan Marino	9/7/97	TENNESSEE	43	24	324	0	0	50
* Dan Marino	1/12/91	at Buffalo	49	23	323	3	2	64t
Dan Marino	10/12/98	at Jacksonville	49	30	323	2	1	28
Don Strock	12/15/79	N.Y. JETS	41	26	322	1	2	38
Dan Marino	10/9/83	BUFFALO	29	19	322	3	2	63

PLAYER	DATE	OPPONENT	ATT.	COMP.	YDS.	TD	INT.	LG
Dan Marino	9/14/92	at Cleveland	35	25	322	1	0	47
Dan Marino	12/27/99	N.Y. JETS	52	29	322	3	3	32t
Dan Marino	10/14/84	HOUSTON	32	25	321	3	0	32
Dan Marino	10/6/91	at New England	38	25	321	2	0	34
Dan Marino	11/16/92	BUFFALO	33	22	321	2	1	55
Dan Marino	12/13/98	N.Y. JETS	57	30	321	1	1	31
Dan Marino	12/27/98	at Atlanta	36	21	320	1	2	50
Jay Fiedler	12/22/01	at New England	37	21	320	1	0	44
** Dan Marino	1/20/85	vs. San Francisco	50	29	318	1	2	30
Dan Marino	10/21/84	at New England	39	24	316	4	1	28
Dan Marino	12/5/99	INDIANAPOLIS	38	24	313	3	1	33t
Dan Marino	11/20/94	at Pittsburgh	45	31	312	1	1	45
Dan Marino	9/2/84	at Washington	28	21	311	5	0	74
Dan Marino	12/4/94	BUFFALO	42	25	311	3	3	45t
Dan Marino	12/7/97	DETROIT	39	24	310	2	1	27t
David Woodley	9/27/81	at Baltimore	30	19	309	2	0	48
John Stofa	12/18/66	HOUSTON	38	22	307	4	2	48t
Dan Marino	12/1/91	TAMPA BAY	32	20	307	2	0	51
Bob Griese	10/17/76	KANSAS CITY	35	25	306	1	2	39
Dan Marino	12/4/88	INDIANAPOLIS	32	26	304	3	1	55
Dan Marino	11/30/86	ATLANTA	40	20	303	2	4	54t
Dan Marino	10/25/87	BUFFALO	36	24	303	4	0	25t
Dan Marino	10/20/85	TAMPA BAY	39	27	302	3	1	42
Dan Marino	9/28/86	SAN FRANCISCO	46	27	301	1	4	24
Dan Marino	12/10/89	NEW ENGLAND	32	21	300	0	1	36

100-PLUS RECEIVING YARDS

PLAYER	DATE	OPPONENT	NO.	YDS.	TD	LG
Mark Duper	11/10/85	N.Y. JETS	8	217	2	60t
Irving Fryar	9/4/94	NEW ENGLAND	5	211	3	54t
Nat Moore	10/4/81	N.Y. JETS	7	210	2	52
Mark Duper	10/9/83	BUFFALO	7	202	2	63
Duriel Harris	10/28/79	GREEN BAY	10	180	1	37t
Mark Duper	9/2/84	at Washington	6	178	2	74t
Mark Clayton	12/2/84	L.A. RAIDERS	9	177	2	64t
Mark Clayton	9/21/86	at N.Y. Jets	8	174	1	42
Mark Duper	9/23/84	INDIANAPOLIS	7	173	2	80t
Mark Duper	12/20/87	WASHINGTON	6	170	3	59t
Tony Martin	10/10/99	at Indianapolis	10	166	1	40
Duriel Harris	10/25/81	at Dallas	6	165	0	45
Jimmy Cefalo	10/25/81	at Dallas	5	164	1	69t
Mark Duper	9/30/84	at St. Louis	8	164	0	51
Bo Roberson	12/4/66	at Denver	6	161	0	71
Irving Fryar	9/25/94	at Minnesota	6	160	0	43
Paul Warfield	11/14/71	PITTSBURGH	3	158	3	86t
Mark Duper	11/4/84	at N.Y. Jets	7	155	0	54
Mark Duper	9/21/86	at N.Y. Jets	7	154	2	46t
* O.J. McDuffie	12/30/95	at Buffalo	11	154	1	31
Mark Clayton	10/23/88	N.Y. JETS	10	153	2	45t
Oronde Gadsden	12/27/98	at Atlanta	9	153	0	50
Mark Clayton	12/17/84	DALLAS	4	150	3	63t
* Mark Duper	1/6/85	PITTSBURGH	5	148	2	41t
Terry Kirby	12/19/93	BUFFALO	9	148	1	30t
Paul Warfield	9/19/71	at Denver	6	146	1	36
Duriel Harris	11/8/81	at New England	8	145	0	55
Mark Duper	12/14/86	at L.A. Rams	5	145	3	69t
Nat Moore	12/17/77	BUFFALO	5	144	1	67
Mark Clayton	9/30/84	at St. Louis	5	143	1	42
Mark Clayton	9/7/86	at San Diego	5	143	2	49t
Otto Stowe	11/27/72	ST. LOUIS	6	140	2	37t
* Paul Warfield	12/25/71	at Kansas City	7	140	0	42
Paul Warfield	11/17/74	BUFFALO	4	139	1	54
Fred Barnett	12/8/96	N.Y. GIANTS	4	139	0	66
Mark Clayton	9/1/91	at Buffalo	6	138	2	43t
O.J. McDuffie	10/27/97	CHICAGO	7	137	0	55

PLAYER	DATE	OPPONENT	NO.	YDS.	TD	LG
Lamar Thomas	12/21/98	DENVER	6	136	3	56t
O.J. McDuffie	9/7/97	TENNESSEE	8	135	0	50
Mark Duper	10/30/83	L.A. RAMS	7	134	1	46t
Mark Duper	12/9/91	CINCINNATI	7	134	1	43t
Paul Warfield	12/10/72	at N.Y. Giants	4	132	1	44
Mark Duper	10/23/88	N.Y. JETS	6	132	0	56
O.J. McDuffie	11/8/98	INDIANAPOLIS	9	132	2	61t
Mark Duper	10/15/89	at Cincinnati	5	129	0	41
Bo Roberson	9/18/66	at Buffalo	5	128	1	54t
Marlin Briscoe	11/12/72	NEW ENGLAND	4	128	2	51t
Mark Clayton	12/3/89	at Kansas City	9	128	1	47
Duriel Harris	10/9/77	at Baltimore	4	127	0	47
Nat Moore	9/30/79	at N.Y. Jets	8	127	1	36
Mark Clayton	12/9/84	at Indianapolis	9	127	1	32
Jack Clancy	12/3/67	at Houston	7	126	1	44t
* Paul Warfield	1/2/72	BALTIMORE	2	125	1	75t
Mark Clayton	11/5/89	INDIANAPOLIS	4	125	1	78t
Mark Duper	10/7/90	N.Y. JETS	5	125	2	69t
Howard Twilley	11/3/68	at San Diego	7	124	1	38
Nat Moore	10/10/76	at Baltimore	3	124	1	67t
Chris Chambers	12/22/01	at New England	7	124	0	44
Mark Duper	9/23/87	at New England	9	123	2	26
Oronde Gadsden	10/10/99	at Indianapolis	4	123	1	62
Paul Warfield	10/10/70	at N.Y. Jets	5	122	1	40
Mark Clayton	11/3/85	at New England	7	122	0	39
Mark Clayton	10/29/89	at Buffalo	7	122	1	44t
Mel Baker	12/15/74	NEW ENGLAND	4	121	2	46t
Nat Moore	9/23/79	CHICAGO	5	121	1	36
Mark Duper	11/20/83	BALTIMORE	5	121	1	85t
O.J. McDuffie	10/20/96	at Philadelphia	7	121	2	36
Paul Warfield	10/3/70	OAKLAND	3	120	2	54t
Tony Nathan	9/29/85	at Denver	10	120	0	73
Tony Martin	9/10/00	at Minnesota	6	120	0	44
Duriel Harris	11/18/79	at Cleveland	4	119	0	51
Fred Banks	12/10/89	NEW ENGLAND	6	119	0	36
Oronde Gadsden	10/23/00	at N.Y. Jets	7	119	0	29
Tony Nathan	9/28/80	NEW ORLEANS	7	118	0	22
Mark Duper	10/16/88	SAN DIEGO	7	118	1	51
Fred Banks	12/12/88	CLEVELAND	6	118	0	46
* O.J. McDuffie	1/9/99	at Denver	9	118	0	23
Tony Martin	10/17/99	at New England	7	118	1	69t
Paul Warfield	10/3/71	N.Y. JETS	5	117	0	32
Duriel Harris	9/9/79	SEATTLE	5	117	0	51
* Mark Duper	12/31/83	SEATTLE	9	117	1	32t
Ferrell Edmunds	11/27/88	at N.Y. Jets	2	117	1	80t
Mark Ingram	11/27/94	at N.Y. Jets	9	117	4	28t
Duriel Harris	11/12/76	BALTIMORE	5	116	0	44
Duriel Harris	11/25/79	at Baltimore	7	116	2	31t
Mark Clayton	11/27/88	at N.Y. Jets	7	116	2	31t
Oronde Gadsden	11/25/01	at Buffalo	8	116	0	42
Mark Duper	11/30/86	ATLANTA	4	115	1	54t
Jack Clancy	11/19/67	at Oakland	8	114	0	39
Nat Moore	9/25/77	at San Francisco	3	114	1	73t
Duriel Harris	11/30/81	PHILADELPHIA	9	114	1	39
* Tony Nathan	1/2/82	SAN DIEGO	9	114	1	32
Freddie Solomon	12/5/76	BUFFALO	5	114	1	53t
* Tony Nathan	1/6/85	PITTSBURGH	8	114	0	30
Oronde Gadsden	1/2/00	at Washington	9	114	1	26
Joe Auer	9/17/67	DENVER	2	113	1	68t
Marlin Briscoe	9/15/74	at New England	9	113	1	20
Nat Moore	11/2/75	at Chicago	4	113	1	79t
Mark Duper	9/24/89	N.Y. JETS	6	113	0	26
* Mark Duper	1/12/91	at Buffalo	3	113	1	64t
Irving Fryar	11/20/94	at Pittsburgh	6	113	0	45
Irving Fryar	9/10/95	at New England	3	113	2	67t
Chris Chambers	11/11/01	at Indianapolis	3	113	2	74t

PLAYER	DATE	OPPONENT	NO.	YDS.	TD	LG
Irving Fryar	11/13/94	CHICAGO	9	112	0	21
Frank Jackson	12/18/66	HOUSTON	4	110	1	48t
Mark Clayton	10/7/84	at Pittsburgh	5	110	0	33
Mark Duper	11/2/86	HOUSTON	2	110	1	85t
Jim Jensen	11/6/88	at New England	12	110	0	17
Scott Schwedes	12/18/88	at Pittsburgh	4	110	0	42
Tony Martin	10/4/93	WASHINGTON	4	110	1	80t
Irving Fryar	12/4/94	BUFFALO	5	110	2	45t
Irving Fryar	9/3/95	N.Y. JETS	5	110	2	50t
O.J. McDuffie	11/23/97	at New England	9	110	0	27
Duriel Harris	9/11/83	NEW ENGLAND	4	109	1	64t
Nat Moore	9/29/85	at Denver	5	109	1	69t
Mark Clayton	10/19/86	L.A. RAIDERS	4	109	1	68t
Mark Duper	11/16/86	at Buffalo	7	109	1	27t
* Keith Jackson	1/8/95	at San Diego	8	109	2	31
Tony Martin	12/5/99	INDIANAPOLIS	6	109	1	33t
Paul Warfield	10/31/71	at L.A. Rams	3	108	1	74t
Mark Clayton	12/12/88	CLEVELAND	8	108	2	21
O.J. McDuffie	11/6/94	INDIANAPOLIS	7	108	1	28t
Mark Duper	12/2/85	CHICAGO	5	107	0	52
Scott Schwedes	11/12/89	at N.Y. Jets	3	107	1	65t
Terry Kirby	12/13/93	PITTSBURGH	7	107	0	47
Larry Seiple	11/16/69	at Buffalo	8	106	0	25
Nat Moore	10/17/76	KANSAS CITY	5	106	0	39
* Duriel Harris	1/2/82	SAN DIEGO	6	106	0	34
Mark Clayton	10/28/84	BUFFALO	3	106	2	65t
Mark Clayton	9/15/85	INDIANAPOLIS	8	106	1	26
Tony Martin	12/1/91	TAMPA BAY	5	106	1	51
Mark Duper	12/15/91	at San Diego	8	106	0	39
O.J. McDuffie	11/10/96	INDIANAPOLIS	6	106	1	36
Charles Jordan	12/30/97	at Oakland	5	106	2	44t
Nat Moore	11/4/84	at N.Y. Jets	5	105	1	37t
Andre Brown	10/29/89	at Buffalo	5	105	1	44t
O.J. McDuffie	12/13/98	N.Y. JETS	11	105	1	20
Joe Auer	11/27/66	NEW ENGLAND	5	104	1	22
Karl Noonan	9/14/68	HOUSTON	7	104	1	44
Paul Warfield	9/15/74	at New England	5	104	0	39
Howard Twilley	10/17/76	KANSAS CITY	8	104	0	20
Mark Clayton	12/13/87	at Philadelphia	7	104	2	21
Tony Martin	10/13/91	at Kansas City	4	104	0	54
Paul Warfield	12/15/73	DETROIT	6	103	4	29
Irving Fryar	9/26/93	at Buffalo	7	103	1	36t
Mark Ingram	10/31/93	KANSAS CITY	4	103	1	77t
Irving Fryar	11/7/93	at N. Y. Jets	6	103	1	65t
Irving Fryar	11/27/94	at N.Y. Jets	5	103	0	25
Oronde Gadsden	12/5/99	INDIANAPOLIS	6	103	1	24t
Jack Clancy	10/8/67	KANSAS CITY	6	102	0	28
Larry Seiple	11/2/69	at N.Y. Jets	7	102	2	29t
Nat Moore	11/9/75	N.Y. JETS	4	102	0	63
Nat Moore	12/15/79	N.Y. JETS	5	102	0	34
Tony Nathan	11/20/80	SAN DIEGO	7	102	1	20
Mark Duper	9/28/86	SAN FRANCISCO	7	102	0	24
Mark Duper	10/5/86	at New England	4	102	0	45
Mark Clayton	12/10/89	NEW ENGLAND	6	102	0	34
Mark Clayton	12/24/89	KANSAS CITY	6	102	1	35
O.J. McDuffie	11/29/98	NEW ORLEANS	9	102	3	22t
Tony Martin	12/27/99	N.Y. JETS	6	102	1	32t
Oronde Gadsden	11/4/01	CAROLINA	5	102	0	61
Jim Mandich	9/29/74	at San Diego	4	101	0	44
* Tony Nathan	1/4/86	CLEVELAND	10	101	0	39
Tony Nathan	9/28/86	SAN FRANCISCO	10	101	0	18
Mark Duper	10/19/86	L.A. RAIDERS	4	101	0	44
Tony Martin	9/13/99	at Denver	4	101	0	40
Chris Chambers	11/25/01	at Buffalo	5	101	2	32t
Mark Duper	11/1/87	PITTSBURGH	5	100	1	50t
Mark Clayton	9/29/91	at N.Y. Jets	7	100	1	25

PLAYER	DATE	OPPONENT	NO.	YDS.	TD	LG
Mark Duper	11/16/92	BUFFALO	5	100	0	55
Keith Jackson	9/18/94	N.Y. JETS	6	100	0	35
Charles Jordan	9/14/97	at Green Bay	4	100	1	44

100-PLUS RUSHING YARDS

PLAYER	DATE	OPPONENT	NO.	YDS.	TD	LG
* Lamar Smith	12/30/00	INDIANAPOLIS	40	209	2	24
+ Mercury Morris	9/30/73	NEW ENGLAND	15	197	3	70t
Gary Davis	12/17/77	BUFFALO	26	172	1	60t
Troy Stradford	11/22/87	at Dallas	17	169	1	51
Sammie Smith	9/9/90	at New England	23	159	1	27
Lamar Smith	1/6/02	BUFFALO	30	158	1	25
Lamar Smith	10/23/00	at N.Y. Jets	23	155	2	68t
Karim Abdul-Jabbar	12/22/96	at N.Y. Jets	30	152	1	17t
Abner Haynes	9/17/67	DENVER	12	151	2	65t
Delvin Williams	11/9/80	at Los Angeles	12	151	0	65
Bernie Parmalee	10/16/94	L.A. RAIDERS	30	150	0	26
Lorenzo Hampton	11/24/86	N.Y. JETS	19	148	2	54t
Mark Higgs	9/1/91	at Buffalo	30	146	1	20
** Larry Csonka	1/13/74	vs. Minnesota	33	145	2	14t
Lamar Smith	9/3/00	SEATTLE	27	145	1	36
Mercury Morris	11/11/73	BALTIMORE	12	144	2	53t
Delvin Williams	11/12/78	at Buffalo	26	144	2	26t
Lamar Smith	10/7/01	NEW ENGLAND	29	144	1	17
Leroy Harris	12/5/77	BALTIMORE	17	140	1	77t
Benny Malone	10/9/77	at Baltimore	12	139	2	62t
Larry Csonka	10/24/71	at N.Y. Jets	20	137	2	21t
Delvin Williams	9/17/78	BUFFALO	24	135	1	18t
Mark Higgs	12/1/91	TAMPA BAY	25	131	1	19t
Andra Franklin	12/5/82	MINNESOTA	28	129	1	12t
Bernie Parmalee	12/12/94	KANSAS CITY	19	127	1	47t
Karim Abdul-Jabbar	11/15/98	at Carolina	25	127	1	30
Mercury Morris	10/5/75	at Green Bay	31	125	0	11
Lamar Smith	11/5/00	at Detroit	24	125	2	46t
Mercury Morris	10/26/75	at Buffalo	20	124	0	35
Karim Abdul-Jabbar	9/15/96	N.Y. JETS	23	124	2	29
Larry Csonka	12/2/74	CINCINNATI	24	123	0	24
Sammie Smith	11/5/89	INDIANAPOLIS	25	123	0	25
Bernie Parmalee	10/30/94	at New England	25	123	0	17
Larry Csonka	11/9/69	at Boston	16	121	1	54t
Jim Kiick	10/24/71	at N.Y. Jets	17	121	0	24
Don Nottingham	9/28/75	at New England	16	120	1	40t
Troy Stradford	12/7/87	N.Y. JETS	30	120	3	21
Bernie Parmalee	10/22/95	at N.Y. Jets	24	120	0	25
Benny Malone	10/31/76	NEW ENGLAND	21	119	0	17
Delvin Williams	9/3/78	at N.Y. Jets	11	119	1	58t
Tony Nathan	12/6/81	NEW ENGLAND	17	119	0	24
Larry Csonka	9/17/72	at Kansas City	21	118	1	17t
Benny Malone	10/24/76	at Tampa Bay	22	118	1	28
* Larry Csonka	12/30/73	OAKLAND	29	117	3	15
Mercury Morris	11/7/71	BUFFALO	13	116	1	45
Delvin Williams	10/22/78	at New England	19	116	1	24
Larry Csonka	12/6/70	NEW ENGLAND	21	115	1	30
Karim Abdul-Jabbar	9/1/96	NEW ENGLAND	26	115	1	14
Larry Csonka	11/27/72	ST. LOUIS	16	114	0	20
Larry Csonka	10/15/73	at Cleveland	21	114	2	13
* Larry Csonka	12/21/74	at Oakland	24	114	0	26
Mercury Morris	10/18/75	at N.Y. Jets	16	114	1	49
Mark Higgs	10/24/93	INDIANAPOLIS	17	114	0	31
Mercury Morris	12/3/72	at New England	15	113	0	20
** Larry Csonka	1/14/73	vs. Washington	15	112	0	22
* Andra Franklin	1/8/83	NEW ENGLAND	26	112	1	13
Jim Kiick	11/10/68	at Buffalo	23	111	1	25t
Benny Malone	10/3/76	L.A. RAMS	19	111	1	20
Mark Higgs	9/8/91	INDIANAPOLIS	27	111	0	24

PLAYER	DATE	OPPONENT	NO.	YDS.	TD	LG
Mark Higgs	9/20/92	L.A. RAMS	23	111	0	12
Troy Stradford	11/1/87	PITTSBURGH	19	110	1	13
Lorenzo Hampton	12/22/86	NEW ENGLAND	13	109	0	20
Larry Csonka	11/30/70	at Atlanta	19	108	1	18
Jim Kiick	9/26/71	at Buffalo	20	108	0	16
Benny Malone	11/3/74	ATLANTA	24	108	1	13
Leroy Harris	11/20/77	at Cincinnati	20	108	0	16
Sammie Smith	12/30/90	INDIANAPOLIS	29	108	1	13
Mark Higgs	11/21/93	NEW ENGLAND	19	108	0	29
Karim Abdul-Jabbar	10/19/97	at Baltimore	22	108	3	15
Karim Abdul-Jabbar	9/6/98	at Indianapolis	23	108	1	16
Karim Abdul-Jabbar	9/20/98	PITTSBURGH	33	108	1	18
Larry Csonka	10/22/72	BUFFALO	18	107	1	21
Mercury Morris	11/19/72	N.Y. JETS	23	107	2	20t
Larry Csonka	11/4/73	at N.Y. Jets	19	107	0	16
Norm Bulaich	9/13/76	at Buffalo	19	107	0	26
Delvin Williams	10/9/78	CINCINNATI	24	107	0	19
Andra Franklin	12/12/82	at New England	23	107	0	15
Mark Higgs	11/8/92	at Indianapolis	20	107	1	22
Lamar Smith	12/10/01	INDIANAPOLIS	28	107	0	17
Jim Kiick	11/2/69	at N.Y. Jets	15	106	0	27
Mercury Morris	11/5/72	at Buffalo	11	106	2	33
* Mercury Morris	12/23/73	CINCINNATI	20	106	1	25
Larry Csonka	9/29/74	at San Diego	21	106	2	14
J.J. Johnson	11/21/99	NEW ENGLAND	31	106	1	14
Benny Malone	10/16/77	N.Y. JETS	22	105	1	15t
Joe Carter	10/14/84	HOUSTON	13	105	1	25
Jim Kiick	10/6/68	at Houston	26	104	0	12
Larry Csonka	11/29/71	CHICAGO	16	104	1	19
Larry Csonka	9/16/73	SAN FRANCISCO	22	104	0	25
Benny Malone	10/27/74	BALTIMORE	19	104	1	23t
Benny Malone	12/8/74	at Baltimore	17	104	0	17
Gary Davis	11/24/77	at St. Louis	20	104	0	16
Karim Abdul-Jabbar	11/3/96	at New England	29	104	2	15
Larry Csonka	9/26/71	at Buffalo	20	103	1	17
Andra Franklin	9/12/82	at N.Y. Jets	28	103	2	18
Bernie Parmalee	11/5/95	at San Diego	19	103	0	40
Karim Abdul-Jabbar	11/9/97	N.Y. JETS	25	103	2	13
Larry Csonka	10/8/72	at N.Y. Jets	18	102	0	15
Don Nottingham	10/27/74	BALTIMORE	19	102	1	24
Don Nottingham	10/5/75	at Green Bay	21	102	3	14
Bernie Parmalee	11/26/95	at Indianapolis	20	102	0	15
Andra Franklin	11/1/81	BALTIMORE	23	101	0	15
Mercury Morris	10/28/73	at New England	14	100	1	11
Terry Kirby	9/8/94	N.Y. JETS	15	100	1	30
Lamar Smith	12/3/00	at Buffalo	28	100	0	22

* Playoff game

** Super Bowl

+ Single-game record by two rushers, 277 yards; includes Larry Csonka 18 for 80.

DOLPHINS

DUAL 100-YARD RECEIVING GAMES

In the 36-year history of the franchise, the Dolphins have had 18 dual 100-yard receiving games, 20 including playoffs. The most frequent duo has been Mark Clayton and Mark Duper, who combined for four dual 100-yard receiving games. Overall, Clayton was part of eight such games while Duper was in seven. The most recent game in which the Dolphins had two receivers surpass the 100-yard mark occurred on November 25 of last year when Oronde Gadsden accumulated 118 yards on eight receptions and Chris Chambers totaled 101 yards and two scores on five catches against the Bills at Ralph Wilson Stadium. It marked the third time in Gadsden's four-year career that he has been a part of a dual 100-yard receiving game, with the first two occasions coming in 1999.

FACT

OPPONENTS INDIVIDUAL RECORDS

The following individual records relate solely to service against the Miami Dolphins. They include National Football League regular-season statistics only – with the exception of those single-game records marked by * or **.

* Playoff game

** Super Bowl

RUSHING

MOST RUSHING YARDS

Career

- 1,620 Thurman Thomas, Buffalo (20 games), 364 attempts
- 1,507 Freeman McNeil, N.Y. Jets (21 games), 281 attempts
- 1,177 O.J. Simpson, Buffalo (17 games), 240 attempts
- 1,065 Eric Dickerson, L.A. Rams, Ind., L.A. Raiders (11 games), 231 attempts
- 966 Curtis Martin, N.E., N.Y. Jets (13 games), 266 attempts

Game

- 203 O.J. Simpson, Buffalo (12/5/76 at Miami), 24 attempts
- 203 Rueben Mayes, New Orleans (12/7/86 at New Orleans), 28 attempts
- 199 Earl Campbell, Houston (11/20/78 at Houston), 28 attempts
- *199 Terrell Davis, Denver (1/9/99 at Denver), 21 attempts
- 173 Freeman McNeil, N.Y. Jets (11/14/85 at New York), 28 attempts
- 173 Ricky Watters, Philadelphia (10/20/96 at Philadelphia), 25 attempts

MOST RUSHING ATTEMPTS

Career

- 364 Thurman Thomas, Buffalo (20 games)
- 281 Freeman McNeil, N.Y. Jets (21 games)
- 266 Curtis Martin, N.E., N.Y. Jets (13 games)
- 240 O.J. Simpson, Buffalo (17 games)
- 235 Lydell Mitchell, S.D., Balt. (eight games)

Game

- **38 John Riggins, Washington (1/30/83 at Pasadena), 166 yards
- 36 James Jones, Detroit (10/27/85 at Detroit), 114 yards
- 36 Curtis Martin, N.Y. Jets (10/4/98 at New York), 108 yards
- 35 Lydell Mitchell, Baltimore (12/9/73 at Baltimore), 104 yards
- 35 Thurman Thomas, Buffalo (12/17/95 at Buffalo), 148 yards

MOST RUSHING TOUCHDOWNS

Career

- 9 Curtis Martin, N.E., N.Y. Jets (13 games)
- 8 Jim Nance, Boston, N.Y. Jets (10 games)
- 8 Thurman Thomas, Buffalo (20 games)

- 7 Marcus Allen, Oak./L.A. Raiders, K.C. (eight games)
- 6 Eric Dickerson, L.A. Rams, Ind., L.A. Raiders (11 games)
- 6 Lydell Mitchell, S.D., Balt. (12 games)
- 6 Kenneth Davis, G.B., Buff. (13 games)

Game

- 4 Earl Campbell, Houston (11/20/78 at Houston)
- 3 Paul Robinson, Cincinnati (11/17/68 at Cincinnati)
- 3 Don McCauley, Baltimore (11/23/75 at Miami)
- 3 Marcus Allen, L.A. Raiders (12/2/84 at Miami)
- 3 Merrill Hoge, Pittsburgh (11/26/89 at Miami)
- 3 Earnest Byner, Washington (12/2/90 at Washington)
- 3 Rod Bernstine, San Diego (12/15/91 at San Diego)
- 3 Kenneth Davis, Buffalo (12/19/93 at Miami)
- 3 Natrone Means, San Diego (12/27/93 at San Diego)
- 3 Curtis Martin, New England (11/3/96 at New England)

HIGHEST RUSHING AVERAGE

Career (minimum 125 attempts)

- 5.4 Freeman McNeil, N.Y. Jets (21 games), 281/1,507 yards
- 5.2 Jim Nance, Bost., N.Y. Jets (10 games), 167/867 yards
- 5.0 O.J. Simpson, Buffalo (17 games), 240/1,177 yards

Game (minimum 10 attempts)

- 10.4 Curtis Brown, Buffalo (11/12/78 at Buffalo), 11/114 yards
- 10.2 Johnny Hector, N.Y. Jets (12/22/91 at Miami), 13/132 yards
- *10.1 Earnest Byner, Cleveland (1/4/86 at Miami), 16/161 yards
- 9.8 Robert Holmes, Kansas City (9/28/68 at Miami), 13/128 yards

MOST 100-YARD RUSHING GAMES

- 7 Eric Dickerson, L.A. Rams, Ind., L.A. Raiders (11 games)
- 6 Thurman Thomas, Buffalo (20 games)
- 5 Freeman McNeil, N.Y. Jets (21 games)
- 5 Jim Nance, Bost., N.Y. Jets (10 games)

LONGEST RUNS FROM SCRIMMAGE

- *90t Fred Taylor, Jacksonville (1/15/00 at Jacksonville)
- 81t Earl Campbell, Houston (11/20/78 at Houston)
- 80t Carl Garrett, Boston (11/9/69 at Boston)

- 77t Fred Taylor, Jacksonville (10/12/98 at Jacksonville)
 76t Robert Holmes, Kansas City (9/28/68 at Miami)
 75t O.J. Simpson, Buffalo (12/5/76 at Miami)
 *66t Earnest Byner, Cleveland (1/4/86 at Miami)
 65t Natrone Means, San Diego (12/27/93 at San Diego)
 64t Hoyle Granger, Houston (12/23/67 at Miami)
 64t Lydell Mitchell, Baltimore (10/9/77 at Baltimore)
 63t Rod Bernstine, San Diego (12/15/91 at San Diego)
 *62 Terrell Davis, Denver (1/9/99 at Denver)
 59t Henry Marshall, Kansas City (10/17/76 at Miami)
 58 Freeman McNeil, N.Y. Jets (9/29/91 at New York)
 56t Don Woods, San Diego (9/29/74 at San Diego)
 55t Mosi Tatupu, New England (11/13/83 at New England)

PASSING

MOST YARDS PASSING

Career

- 4,902 Joe Ferguson, Buff., T.B., Ind. (25 games)
 4,560 Jim Kelly, Buffalo (20 games)
 4,209 Drew Bledsoe, New England (16 games)
 3,837 Ken O'Brien, N.Y. Jets, Phil. (16 games)
 3,709 Steve Grogan, New England (22 games)

Game

- 479 Ken O'Brien, N.Y. Jets (9/21/86 at New York), 29 of 43
 436 James Harris, L.A. Rams (10/3/76 at Miami), 17 of 29
 *433 Dan Fouts, San Diego (1/2/82 at Miami), 33 of 53
 423 Drew Bledsoe, New England (11/23/98 at New England), 28 of 54
 421 Drew Bledsoe, New England (9/4/94 at Miami), 32 of 51

MOST PASS ATTEMPTS

Career

- 723 Joe Ferguson, Buff., T.B., Ind. (25 games)
 621 Jim Kelly, Buffalo (20 games)
 600 Drew Bledsoe, New England (16 games)
 535 Steve Grogan, New England (22 games)
 489 Ken O'Brien, N.Y. Jets, Phil. (16 games)

Game

- 59 Vinny Testaverde, N.Y. Jets (10/23/00 at New York), 36 completions
 56 Dan Fouts, San Diego (11/18/84 at San Diego), 37 completions
 55 Joe Ferguson, Buffalo (10/9/83 at Miami), 38 completions
 55 Steve Bono, Kansas City (12/12/94 at Miami), 33 completions
 54 Drew Bledsoe, New England (11/23/98 at New England), 28 completions

MOST PASS COMPLETIONS

Career

- 418 Joe Ferguson, Buff., T.B., Ind. (25 games)
 388 Jim Kelly, Buffalo (20 games)
 326 Drew Bledsoe, New England (16 games)
 303 Ken O'Brien, N.Y. Jets, Phil. (16 games)
 280 Steve Grogan, New England (22 games)

Game

- 38 Joe Ferguson, Buffalo (10/9/83 at Miami), 55 attempts
 37 Dan Fouts, San Diego (11/18/84 at San Diego), 56 attempts
 36 Vinny Testaverde, N.Y. Jets (10/23/00 at New York), 59 attempts
 *33 Dan Fouts, San Diego (1/2/82 at Miami), 53 attempts
 33 Steve Bono, Kansas City (12/12/94 at Miami), 55 attempts
 33 Troy Aikman, Dallas (10/27/96 at Miami), 41 attempts

MOST CONSECUTIVE PASS COMPLETIONS

- 15 Steve DeBerg, San Francisco (11/16/80 at Miami)

MOST TOUCHDOWN PASSES

Career

- 26 Joe Ferguson, Buff., T.B., Ind. (25 games)
 25 Ken O'Brien, N.Y. Jets, Phil. (16 games)
 24 Jim Kelly, Buffalo (20 games)
 21 Steve Grogan, New England (22 games)
 21 Drew Bledsoe, New England (16 games)

Game

- 5 Len Dawson, Kansas City (10/8/67 at Kansas City)
 5 Babe Parilli, Boston (10/15/67 at Boston)
 5 Joe Ferguson, Buffalo (10/9/83 at Miami)
 5 Vinny Testaverde, N.Y. Jets (10/23/00 at New York)
 4 18 times (last – Kurt Warner at St. Louis, 9/30/01)

MOST PASSES HAD INTERCEPTED

Career

- 33 Joe Ferguson, Buff., T.B., Ind. (25 games)
 25 Richard Todd, N.Y. Jets (14 games)
 25 Joe Namath, N.Y. Jets (16 games)
 25 Steve Grogan, New England (22 games)
 25 Drew Bledsoe, New England (16 games)

Game

- 6 Joe Namath, N.Y. Jets (10/19/75 at New York), 24 attempts
 6 Donald Hollas, Oakland (12/6/98 at Oakland), 31 attempts
 *5 Mike Phipps, Cleveland (12/24/72 at Miami), 23 attempts
 5 Bill Troup, Baltimore (9/10/78 at Baltimore), 33 attempts
 5 Ken Stabler, Oakland (12/10/78 at Miami), 36 attempts
 *5 Dan Fouts, San Diego (1/6/83 at Miami), 34 attempts
 *5 Richard Todd, N.Y. Jets (1/23/83 at Miami), 37 attempts
 5 Richard Todd, N.Y. Jets (10/16/83 at New York), 26 attempts

- 5 Drew Bledsoe, New England (11/21/99 at Miami), 34 attempts

HIGHEST COMPLETION PERCENTAGE

Career (minimum 100 completions)

- 69.9 Troy Aikman, Dallas (four games), 102 of 146 attempts
 68.9 Warren Moon, Hou., Minn. (six games), 102 of 148 attempts
 65.3 Bernie Kosar, Cleveland (seven games), 130 of 199 attempts
 62.4 Jim Kelly, Buffalo (20 games), 388 of 621 attempts
 62.4 Dan Fouts, San Diego (six games), 136 of 218 attempts

Game (minimum 12 completions)

- 86.7 Joe Namath, N.Y. Jets (10/22/67 at Miami), 13 of 15
 82.6 Warren Moon, Houston (10/1/89 at Houston), 19 of 23
 80.5 Troy Aikman, Dallas (10/27/96 at Miami), 33 of 41
 80.0 Babe Parilli, Boston (10/15/67 at Boston), 16 of 20
 80.0 Chris Chandler, Indianapolis (12/4/88 at Miami), 12 of 15

MOST 300-YARD PASSING GAMES

Career

- 5 Drew Bledsoe, New England (16 games)
 3 Ken O'Brien, N.Y. Jets, Phil. (16 games)
 3 Joe Ferguson, Buff., T.B., Ind. (25 games)
 3 Jim Kelly, Buffalo (20 games)

LONGEST PASS PLAYS

- 93t Mike Livingston to Otis Taylor, 79 yards; lateral to Robert Holmes, 14 yards (10/19/69 at Kansas City)
 92t Joe Ferguson to Frank Lewis (9/17/78 vs. Buffalo)
 89t Len Dawson to Otis Taylor (11/13/66 at Kansas City)
 89t Joe Namath to Richard Caster (10/7/74 at N.Y. Jets)
 84t Drew Bledsoe to Ben Coates (11/3/96 at New England)
 83t Jim Kelly to Andre Reed (12/4/94 vs. Buffalo)
 *82t Daryle Lamonia to Rod Sherman (12/27/70 at Oakland)
 82t Dan Pastorini to Charlie Joiner (9/24/72 vs. Houston)
 80t Sam Wyche to Bob Trumpy (11/17/68 vs. Cincinnati)
 80t Ken Anderson to Isaac Curtis (11/28/83 vs. Cincinnati)
 80t Warren Moon to Butch Woolfolk (9/8/85 at Houston)
 80t Mike Pagel to Wayne Capers (11/17/85 at Indianapolis)
 80t John Friesz to Brian Blades (10/6/96 vs. Seattle)
 80t Alex Van Pelt to Eric Moulds (11/25/01 at Buffalo)

RECEIVING

MOST RECEPTIONS

Career

- 122 Andre Reed, Buffalo (28 games)
 78 Al Toon, N.Y. Jets (14 games)
 71 Stanley Morgan, N.E., Ind. (23 games)
 70 Wesley Walker, N.Y. Jets (18 games)
 67 Thurman Thomas, Buffalo (20 games)

Game

- 15 Isaac Bruce, St. Louis (12/24/95 at St. Louis), 210 yards
 14 Al Toon, N.Y. Jets (11/27/88 at New York), 181 yards
 *13 Kellen Winslow, San Diego (1/2/82 at Miami), 166 yards
 12 Eric Sievers, San Diego (11/18/84 at Miami), 119 yards
 12 Michael Irvin, Dallas (10/27/96 at Miami), 186 yards
 12 Richie Anderson, N.Y. Jets (10/23/00 at New York), 109 yards

MOST RECEIVING YARDS

Career

- 1,731 Andre Reed, Buffalo (28 games), 122 receptions
 1,423 Stanley Morgan, N.E., Ind. (23 games), 71 receptions
 1,342 Wesley Walker, N.Y. Jets (18 games), 70 receptions
 1,094 Al Toon, N.Y. Jets (14 games), 78 receptions
 978 Irving Fryar, N.E., Phil., Wash. (20 games), 61 receptions

Game

- *240 Eric Moulds, Buffalo (1/2/99 at Miami), 9 receptions
 220 Ron Jessie, Los Angeles (10/3/76 at Miami), 7 receptions
 210 Isaac Bruce, St. Louis (12/24/95 at St. Louis), 15 receptions
 196 Eric Moulds, Buffalo (11/25/01 at Buffalo), 6 receptions
 194 Wesley Walker, N.Y. Jets (9/21/86 at New York), 6 receptions

MOST RECEIVING TOUCHDOWNS

Career

- 17 Wesley Walker, N.Y. Jets (18 games), 70 receptions
 13 Irving Fryar, N.E., Phil., Wash. (20 games), 61 receptions
 10 Andre Reed, Buffalo (28 games), 122 receptions
 9 Ben Coates, N.E., Balt (15 games), 61 receptions
 7 Wayne Chrebet, N.Y. Jets (14 games), 50 receptions
 7 Marvin Harrison, Indianapolis (12 games), 62 receptions
 7 Eric Moulds, Buffalo (12 games), 39 receptions

Game

- 4 Jimmie Giles, Tampa Bay (10/20/85 at Miami)

- 4 Wesley Walker, N.Y. Jets (9/21/86 at New York)
- 4 Irving Fryar, Philadelphia (10/20/96 at Philadelphia)
- 3 Jim Whalen, Boston (10/15/67 at Boston)
- 3 Billy Cannon, Oakland (11/19/67 at Oakland)
- 3 Don Maynard, N.Y. Jets (12/1/68 at New York)
- 3 Morris Owens, Tampa Bay (10/24/76 at Tampa)
- 3 Sammy White, Minnesota (12/11/76 at Miami)
- 3 Cris Carter, Minnesota (9/25/94 at Minnesota)
- 3 Carl Pickens, Cincinnati (10/1/95 at Cincinnati)
- 3 Ken Dilger, Indianapolis (12/14/97 at Indianapolis)
- 3 Ed McCaffrey, Denver (9/13/99 at Denver)
- 3 Marvin Harrison, Indianapolis (11/11/01 at Indianapolis)

HIGHEST RECEIVING AVERAGE

Career (minimum 40 receptions)

- 20.0 Stanley Morgan, N.E., Ind. (23 games), 71/1,423 yards
- 19.2 Wesley Walker, N.Y. Jets (18 games), 70/1,342 yards
- 17.3 Shawn Jefferson, S.D., N.E. (12 games), 42/727 yards
- 16.6 Rob Moore, N.Y. Jets, Ariz. (12 games), 48/799
- 16.0 Irving Fryar, N.E., Phil., Wash. (20 games), 61/978 yards

Game (minimum three receptions)

- 43.3 Theo Bell, Pittsburgh (11/30/80 at Pittsburgh), 4/173 yards
- 40.0 Butch Woolfolk, Houston (9/8/85 at Houston), 3/120 yards
- 39.0 Richard Caster, N.Y. Jets (10/7/74 at Miami), 3/117 yards
- 38.0 Stanley Morgan, New England (10/21/84 at New England), 3/114 yards

MOST 100-YARD RECEIVING GAMES

- 5 Al Toon, N.Y. Jets (14 games)
- 5 Andre Reed, Buffalo (28 games)
- 5 Stanley Morgan, N.E., Ind. (23 games)
- 4 Wesley Walker, N.Y. Jets (18 games)
- 3 Otis Taylor, Kansas City (six games)
- 3 Tim Brown, Oakland (nine games)
- 3 Wayne Chrebet, N.Y. Jets (14 games)
- 3 Marvin Harrison, Indianapolis (12 games)

FIELD GOALS

MOST FIELD GOALS

Game

- 5 Roy Gerela, Houston (9/28/69 at Houston), 5 attempts
- 5 Dean Biasucci, Indianapolis (9/25/88 at Indianapolis), 6 attempts
- *5 Steve Christie, Buffalo (1/17/93 at Miami), 6 attempts

- 4 George Blanda, Oakland (9/23/73 at Oakland), 4 attempts
- 4 Rick Danmeier, Minnesota (9/16/79 at Minnesota), 4 attempts
- 4 Matt Bahr, Cleveland (11/10/86 at Cleveland), 5 attempts
- 4 Dean Biasucci, Indianapolis (11/15/87 at Miami), 4 attempts
- 4 Gary Anderson, Pittsburgh (12/18/88 at Pittsburgh), 4 attempts
- 4 Steve Christie, Buffalo (11/16/92 at Miami), 5 attempts
- 4 Jeff Jaeger, Chicago (10/27/97 at Miami), 4 attempts (OT)
- 4 Adam Vinatieri, New England (11/23/98 at New England), 4 attempts

LONGEST FIELD GOALS

- 59 Steve Christie, Buffalo (9/26/93 at Buffalo)
- 55 Dean Biasucci, Indianapolis (12/30/90 at Miami)
- 55 Matt Bahr, New England (11/12/95 at Miami)
- 54 Steve Christie, Buffalo (11/16/92 at Miami)
- 53 Roger Ruzek, Philadelphia (12/9/90 at Miami)
- 53 David Akers, Philadelphia (10/24/99 at Miami)
- 53 Mike Vanderjagt, Indianapolis (12/5/99 at Miami)
- 52 Jan Stenerud, Kansas City (9/28/68 at Miami)
- 52 Raul Allegre, Indianapolis (12/9/84 at Indianapolis)
- 52 Norm Johnson, Atlanta (10/11/92 at Miami)
- 52 Jason Elam, Denver (12/21/98 at Miami)
- 52 Steve Christie, Buffalo (10/4/99 at Miami)
- 51 Charlie Gogolak, New England (10/17/71 at Miami)
- 51 Bruce Alford, Buffalo (10/12/68 at Miami)
- 51 Dean Biasucci, Indianapolis (9/25/88 at Indianapolis)
- 51 Mike Vanderjagt, Indianapolis (9/6/98 at Indianapolis)
- 51 Ryan Longwell, Green Bay (10/29/00 at Miami)
- 51 Joe Nedney, Tennessee (9/9/01 at Tennessee)
- 50 John Leyboldt, Buffalo (10/21/73 at Miami)
- 50 Eddie Murray, Detroit (10/27/85 at Detroit)
- 50 Dean Biasucci, Indianapolis (9/20/87 at Indianapolis)
- 50 Dean Biasucci, Indianapolis (9/25/88 at Indianapolis)
- 50 Matt Bahr, Cleveland (10/18/89 at Miami)
- 50 Jim Breech, Cincinnati (12/9/91 at Miami)
- 50 Cary Blanchard, Indianapolis (12/14/97 at Indianapolis)
- *50 Todd Peterson, Seattle (1/9/00 at Seattle)
- *50 Mike Vanderjagt, Indianapolis (12/30/00 at Miami)

INTERCEPTIONS

MOST INTERCEPTIONS

Career

- 7 Johnny Robinson, Kansas City (six games)
- 6 Raymond Clayborn, N.E., Clev. (16 games)
- 6 Willie Brown, Oakland (10 games)
- 6 Ronnie Lippett, New England (16 games)
- 6 Mike Prior, Ind., G.B. (12 games)
- 6 Victor Green, N.Y. Jets (17 games)

Game

- 3 Clarence Duren, San Diego (10/30/77 at Miami), 45 yards
- 3 Jeff Nixon, Buffalo (9/7/80 at Buffalo), 51 yards
- 3 Erik McMillan, N.Y. Jets (10/23/88 at Miami), 57 yards
- 3 Marcus Coleman, N.Y. Jets (10/23/00 at N.Y. Jets), 7 yards

MOST INTERCEPTION RETURN YARDS

Game

- 151 Mike Haynes, L.A. Raiders (12/2/84 at Miami), 2 interceptions

LONGEST INTERCEPTION RETURNS

- 102t Eddie Anderson, L.A. Raiders (12/14/92 at Miami), Dan Marino
- 100t Aaron Glenn, N.Y. Jets (9/15/96 at Miami), Dan Marino
- 100t Jimmy Hitchcock, New England (11/23/97 at New England), Dan Marino
- 98t Marcus Coleman, N.Y. Jets (12/27/99 at Miami), Dan Marino
- 97t Mike Haynes, L.A. Raiders (12/2/84 at Miami), Dan Marino
- 97t Najee Mustafa, Cleveland (10/10/93 at Cleveland), Scott Mitchell
- 90t Steve Emtman, Indianapolis (10/25/92 at Miami), Dan Marino
- *90t Tory James, Oakland (1/6/01 at Oakland), Jay Fiedler
- 87 Victor Green, N.Y. Jets (12/13/98 at Miami), Dan Marino
- 83t Erik McMillan, N.Y. Jets (9/29/91 at New York), Dan Marino
- 79t Rob Kelly, New Orleans (11/29/98 at Miami), Dan Marino
- 78t Dwayne Woodruff, Pittsburgh (12/18/88 at Pittsburgh), Dan Marino
- 76t Dave Grayson, Oakland (9/20/69 at Oakland), Bob Griese
- 73 Ronnie Lippett, New England (9/9/90 at New England), Dan Marino
- 71t Darrol Ray, N.Y. Jets (12/20/80 at Miami), David Woodley
- 70t Ronnie Lott, four yards; lateral to Tom Holmoe, 66 yards, San Francisco (9/20/86 at Miami), Dan Marino
- 68 Freddie Robinson, Indianapolis (11/15/87 at Miami), Don Strock
- 67t Brian Dawkins, Philadelphia (10/24/99 at Miami), Damon Huard

- 67t Omar Stoutmire, N.Y. Jets (12/12/99 at N.Y. Jets), Dan Marino
- 66t Ken Houston, Houston (9/14/68 at Miami), Bob Griese
- 65t Kenny Graham, San Diego (10/11/69 at Miami), Bob Griese
- 64t Bryant Westbrook, Detroit (12/7/97 at Miami), Dan Marino
- 63t Victor Green, N.Y. Jets (11/18/01 at Miami), Jay Fiedler
- 60t Butch Byrd, Buffalo (9/18/66 at Buffalo), Rick Norton
- 60t Larry Whigham, New England (11/23/97 at New England), Dan Marino
- 60t Aaron Glenn, N.Y. Jets (11/18/01 at Miami), Jay Fiedler

LONGEST PLAYS

PUNTS

- 89 Luke Prestridge, New England (10/21/84 at New England)
- 80 Chris Mohr, Buffalo (10/13/96 at Buffalo)
- 73 Rich Camarillo, New England (9/13/87 at New England)
- 73 Josh Miller, Pittsburgh (9/20/98 at Miami)
- 73 Todd Sauerbrun, Carolina (11/4/01 at Miami)
- 72 Rohn Stark, Indianapolis (9/23/84 at Miami)

PUNT RETURNS

- 84t Clarence Verdin, Indianapolis (10/25/92 at Miami)
- 83t Billy Johnson, Houston (11/16/75 at Houston)
- 80t Ron Gardin, Baltimore (11/1/70 at Baltimore)
- 75t Dewell Brewer, Indianapolis (12/18/94 at Indianapolis)
- 72t Butch Byrd, Buffalo (9/18/66 at Buffalo)
- 70t Robbie Martin, Indianapolis (11/17/85 at Indianapolis)
- 64t Kevin Williams, Dallas (11/25/93 at Dallas)
- *56t Wes Chandler, San Diego (1/2/82 at Miami)

KICKOFF RETURNS

- 102t Harold Hart, Oakland (9/22/75 at Oakland)
- 99t Jim Duncan, Baltimore (11/1/70 at Baltimore)
- 97t Terrence Wilkins, Indianapolis (10/10/99 at Indianapolis)
- 96t Emerson Boozer, N.Y. Jets (11/20/66 at New York)

FUMBLE RETURNS

- 100t Chris Martin, Kansas City (10/13/91 at Kansas City), Sammie Smith
- *79t Neil Smith, Denver (1/9/99 at Denver), Oronde Gadsden
- 66t Greg Townsend, L.A. Raiders (9/19/83 at L.A. Raiders), David Woodley
- 62t Hugh Douglas, N.Y. Jets (12/22/96 at N.Y. Jets), Stanley Pritchett

59t Gabe Northern, Buffalo (10/4/99 at Miami), Dan Marino
 58t Rick Redman, San Diego (10/2/66 at San Diego), Dick Wood
 58 Randy McClanahan, Buffalo (11/12/78 at Buffalo), Bob Griese
 56t Rodney Culver, Indianapolis (9/5/93 at Indianapolis), O.J. McDuffie
 54t Chris Goode, Indianapolis (10/28/90 at Indianapolis), Tony Paige

50 Gary Hogeboom, Indianapolis (9/14/86 at Miami), his own
 **49t Mike Bass, Washington (1/14/73 at Los Angeles), Garo Yepremian

BLOCKED FIELD GOALS

78t George Radachowsky, N.Y. Jets (9/24/89 at Miami), Pete Stoyanovich
 76t Charles Romes, Buffalo (9/2/79 at Buffalo), Uwe von Schamann

OPPONENTS TOP TENS

RUSHING

PLAYER	TEAMS	GAMES	NO.	YDS.	AVG.	LG	TD
1. Thurman Thomas	Buffalo	20	364	1620	4.5	30t	8
2. Freeman McNeil	N.Y. Jets	21	281	1507	5.4	58	2
3. O.J. Simpson	Buffalo	17	240	1177	4.9	75t	4
4. Eric Dickerson	L.A. Rams, Indianapolis, L.A. Raiders	11	231	1065	4.6	40	6
5. Curtis Martin	New England, N.Y. Jets	13	266	966	3.6	37	9
6. Lydell Mitchell	San Diego Baltimore	12	235	912	3.9	64t	6
7. Jim Nance	N.Y. Jets, Boston	10	167	867	5.2	30t	8
8. Marshall Faulk	Indianapolis, St. Louis	9	181	676	3.7	40	4
9. Antowain Smith	Buffalo, New England	9	160	620	3.9	44	3
10. Sam Cunningham	New England	12	167	610	3.7	19	5

PASSING

PLAYER	TEAMS	GAMES	ATT.	COMP.	YDS.	PCT.	TD	INT.
1. Joe Ferguson	Buffalo, Tampa Bay, Indianapolis	25	723	418	4902	57.8	26	33
2. Jim Kelly	Buffalo	20	621	388	4560	62.5	24	19
3. Drew Bledsoe	New England	16	600	326	4209	54.3	21	25
4. Ken O'Brien	N.Y. Jets, Philadelphia	16	489	303	3837	62.0	25	13
5. Steve Grogan	New England	22	535	280	3709	52.3	21	25
6. Joe Namath	N.Y. Jets	16	388	201	2952	51.8	19	25
7. Richard Todd	N.Y. Jets	14	354	203	2718	57.3	18	25
8. Bert Jones	Baltimore, L.A. Rams	13	326	188	2388	57.7	15	6
9. Boomer Esiason	Cincinnati, N.Y. Jets, Arizona	9	282	167	2101	59.2	12	12
10. Jim Plunkett	New England, Oakland	11	274	142	1771	51.8	10	12

RECEIVING

PLAYER	TEAMS	GAMES	NO.	YDS.	AVG.	LG	TD
1. Andre Reed	Buffalo	28	122	1731	14.2	83t	10
2. Al Toon	N.Y. Jets	14	78	1094	14.0	44t	3
3. Stanley Morgan	New England, Indianapolis	23	71	1423	20.0	76t	6
4. Wesley Walker	N.Y. Jets	18	70	1342	19.2	71t	17
5. Thurman Thomas	Buffalo	20	67	745	11.1	50t	3
6. Bill Brooks	Indianapolis, Buffalo	20	63	658	10.4	47	3
8. Marvin Harrison	Indianapolis	12	62	855	13.8	45	7
8. Irving Fryar	N.E., Phil., Wash.	20	61	978	16.0	54t	13
9. Ben Coates	New England, Baltimore	15	61	790	13.0	84t	9
10. Lydell Mitchell	San Diego, Baltimore	12	53	430	8.1	18	1

OPPONENTS OUTSTANDING PERFORMANCES

300-PLUS PASSING YARDS

PLAYER	TEAM	DATE	ATT.	COMP.	YDS.	TD	INT.	LG
Ken O'Brien	N.Y. Jets	9/21/86	43	29	479	4	1	65t
James Harris	L.A. Rams	10/3/76	29	17	436	2	1	58
* Dan Fouts	San Diego	1/2/82	55	33	433	4	1	43
Drew Bledsoe	New England	11/23/98	54	28	423	2	2	49
Drew Bledsoe	New England	9/4/94	51	32	421	4	2	62t
Joe Ferguson	Buffalo	10/9/83	55	38	419	5	1	35
Drew Bledsoe	New England	11/3/96	41	30	419	3	2	84t
Joe Namath	N.Y. Jets	10/1/67	39	23	415	3	1	62
Bernie Kosar	Cleveland	11/10/86	50	32	401	0	0	44
Ken O'Brien	N.Y. Jets	11/10/85	43	26	393	2	0	44
Boomer Esiason	N.Y. Jets	11/27/94	41	26	382	2	2	69
Elvis Grbac	San Francisco	11/20/95	41	31	382	4	0	47t
Jim Kelly	Buffalo	9/1/91	39	29	381	2	1	54t
Dan Fouts	San Diego	11/18/84	56	37	380	4	1	44
Vinny Testaverde	N.Y. Jets	10/23/00	59	36	378	5	3	30t
Steve DeBerg	Tampa Bay	10/20/85	32	19	365	4	1	57
Troy Aikman	Dallas	10/27/96	41	33	363	3	0	61
Brett Favre	Green Bay	9/11/94	51	31	362	2	1	35
* Doug Flutie	Buffalo	1/2/99	36	21	360	1	1	65
Jim Kelly	Buffalo	10/25/87	39	29	359	2	0	34
Dennis Shaw	Buffalo	10/18/70	32	24	358	2	2	48
Brian Sipe	Cleveland	11/18/79	42	23	358	3	0	54
Bert Jones	Baltimore	9/27/81	27	20	357	3	1	67t
Steve Grogan	New England	11/8/81	40	23	355	1	4	76t
Daunte Culpepper	Minnesota	9/10/00	37	23	355	1	3	42
Danny White	Dallas	10/25/81	32	22	354	3	1	38
Steve Grogan	New England	11/29/79	39	21	350	3	2	38
Daryle Lamonic	Oakland	9/21/68	24	15	344	4	0	73t
Mike Tomczak	Pittsburgh	11/20/94	42	26	343	0	0	40
Erik Kramer	Chicago	10/27/97	50	32	343	2	0	54
Ken Anderson	Cincinnati	11/28/83	36	23	342	1	2	80t
Pat Ryan	N.Y. Jets	11/27/88	43	27	341	2	1	35
Tony Eason	New England	9/17/89	49	25	341	1	1	45
* Jim Kelly	Buffalo	1/12/91	29	19	339	3	1	44
Joe Ferguson	Buffalo	10/12/81	29	20	338	3	0	65t
Steve Bartkowski	Atlanta	9/21/80	36	18	332	2	0	53
Joe Ferguson	Buffalo	12/7/77	40	25	331	3	1	27
** Joe Montana	San Francisco	1/20/85	35	24	331	3	0	34
Vinny Testaverde	Baltimore	10/19/97	47	32	331	1	0	34t
Ken O'Brien	N.Y. Jets	9/24/89	37	27	329	3	1	37t
Drew Bledsoe	New England	1/2/94	43	27	329	4	1	42
Kurt Warner	St. Louis	9/30/01	31	24	328	4	0	45t
Bruce Matheson	Seattle	10/4/87	42	20	326	2	3	30
Warren Moon	Minnesota	9/25/94	37	26	326	3	0	44
Neil O'Donnell	N.Y. Jets	9/15/96	44	25	325	3	3	78t
Boomer Esiason	N.Y. Jets	9/12/93	33	22	323	2	1	51
Glenn Foley	N.Y. Jets	11/9/97	48	25	322	1	1	33
Mark Rypien	St. Louis	12/24/95	42	27	320	2	1	31
Jim Harbaugh	Indianapolis	10/8/95	33	25	319	3	0	47t
Neil O'Donnell	N.Y. Jets	10/12/97	37	24	319	2	0	70
Steve Bono	Kansas City	12/12/94	55	33	314	2	3	22t
* Joe Montana	Kansas City	12/31/94	37	26	314	2	1	57t
Dan Fouts	San Diego	10/15/78	30	22	313	1	2	46
Tony Eason	New England	10/21/84	29	19	313	3	0	76t
* Mark Malone	Pittsburgh	1/6/85	36	20	312	3	3	29t
Drew Bledsoe	New England	12/24/00	34	18	312	2	2	59
Richard Todd	N.Y. Jets	10/4/81	39	28	310	4	1	46

PLAYER	TEAM	DATE	ATT.	COMP.	YDS.	TD	INT.	LG
Alex Van Pelt	Buffalo	11/25/01	34	21	309	3	1	80t
Mike Livingston	Kansas City	10/19/69	34	17	308	1	1	93t
Neil Lomax	St. Louis	9/30/84	37	22	308	1	0	29
* Dan Pastorini	Houston	12/24/78	29	20	306	1	0	34
Jim Kelly	Buffalo	10/4/92	48	25	306	1	4	28
Greg Landry	Baltimore	11/25/79	42	25	304	3	2	31t
Sonny Jurgensen	Washington	10/13/74	39	26	303	2	3	37
Peyton Manning	Indianapolis	9/6/98	37	21	302	1	3	42
Pat Ryan	N.Y. Jets	10/4/87	49	30	301	4	2	35t

100-PLUS RECEIVING YARDS

PLAYER	TEAM	DATE	NO.	YDS.	TD	LG
* Eric Moulds	Buffalo	1/2/99	9	240	1	65
Ron Jessie	L.A. Rams	10/3/76	7	220	2	58t
Isaac Bruce	St. Louis	12/24/95	15	210	1	31
Eric Moulds	Buffalo	11/25/01	6	196	2	80t
Wesley Walker	N.Y. Jets	9/21/86	6	194	4	65t
Michael Irvin	Dallas	10/27/96	12	186	1	61
Stanley Morgan	New England	11/8/81	5	182	1	76t
Al Toon	N.Y. Jets	11/27/88	14	181	0	29
Reggie Rucker	Cleveland	11/18/79	9	177	1	54
Marvin Harrison	Indianapolis	11/11/01	9	174	3	45
Theo Bell	Pittsburgh	11/30/80	4	173	0	45
Johnnie Morton	Detroit	12/7/97	9	171	1	41
Cris Carter	Minnesota	9/10/00	9	168	0	42
* Kellen Winslow	San Diego	1/2/82	13	166	1	31
Tommy Kane	Seattle	12/16/90	10	162	0	25
Ben Coates	New England	9/4/94	8	161	2	62t
Don Maynard	N.Y. Jets	12/1/68	7	160	3	54t
Al Toon	N.Y. Jets	9/24/89	10	159	1	37t
Bake Turner	N.Y. Jets	9/3/78	7	157	0	71
Al Toon	N.Y. Jets	11/10/85	10	156	0	44
Andre Reed	Buffalo	9/1/91	11	154	1	54t
Frank Lewis	Buffalo	9/17/78	5	153	1	92t
* James Lofton	Buffalo	1/12/91	7	149	1	44
Jerry Rice	San Francisco	11/20/95	8	149	2	47t
Stanley Morgan	New England	12/22/86	8	148	2	30t
Marlin Briscoe	Buffalo	10/18/70	7	145	2	46t
Raymond Butler	Baltimore	9/27/81	4	145	2	67t
Keyshawn Johnson	N.Y. Jets	12/12/99	11	144	2	27
Mark Carrier	Tampa Bay	10/30/88	9	142	0	47
* Stephone Paige	Kansas City	1/5/91	8	142	1	33
Jimmy Teal	Seattle	10/4/87	9	137	0	32
Joey Galloway	Seattle	10/6/96	5	137	2	65t
Alfred Jenkins	Atlanta	9/21/80	4	136	0	33
Jeff Graham	N.Y. Jets	9/15/96	5	136	1	78t
* Jimmy Smith	Jacksonville	1/15/00	5	136	2	70t
Ben Coates	New England	11/3/96	5	135	2	84t
Andre Reed	Buffalo	10/13/96	10	134	0	49
Stephone Paige	Kansas City	12/3/89	7	133	1	38t
Fred Biletnikoff	Oakland	9/20/69	9	132	1	13t
Otis Taylor	Kansas City	10/19/69	4	131	0	79
J.J. Birden	Kansas City	12/2/94	10	131	1	22t
Shawn Jefferson	New England	11/23/98	6	131	1	38
Chris Burkett	Buffalo	10/25/87	9	130	1	34
Randy Vataha	New England	12/5/71	7	129	2	51t
* Steve Largent	Seattle	12/29/84	6	128	1	56t
Cris Collinsworth	Cincinnati	11/28/83	8	127	0	48
Jake Reed	Minnesota	9/25/94	9	127	0	21
Andre Reed	Buffalo	12/16/96	6	127	1	67t
Charlie Mitchell	Denver	12/4/66	4	126	1	79t
Wesley Walker	N.Y. Jets	11/26/78	6	126	1	42
Lance Alworth	San Diego	11/12/67	4	125	1	54t
Stanley Morgan	New England	10/5/86	6	125	1	27t
Tim Brown	Oakland	11/30/97	8	125	1	36
Raghib Ismail	Dallas	11/25/99	5	125	1	65t

PLAYER	TEAM	DATE	NO.	YDS.	TD	LG
Marvin Harrison	Indianapolis	12/5/99	8	125	0	36
Stanley Morgan	New England	11/29/79	5	124	1	38t
Rob Moore	N.Y. Jets	9/12/93	6	124	0	51
Rob Moore	N.Y. Jets	11/27/94	7	124	0	35
Jim Whalen	Boston	12/17/67	4	122	0	33
* Fred Biletnikoff	Oakland	12/21/74	8	122	1	20
Dokie Williams	L.A. Raiders	12/2/84	2	122	1	75t
Leonard Thompson	Detroit	10/27/85	7	122	1	38t
Andre Reed	Buffalo	9/11/88	8	122	0	21
* Andre Reed	Buffalo	1/12/91	4	122	2	43
Don Maynard	N.Y. Jets	11/2/69	4	121	2	42t
Wayne Patrick	Buffalo	10/18/70	6	121	0	48
Joe Washington	Baltimore	11/11/79	10	121	0	23
Henry Ellard	L.A. Rams	12/14/86	8	121	1	22
Tony Martin	San Diego	11/5/95	7	121	1	50t
Darrell Jackson	Seattle	10/28/01	5	121	1	64
Sammy White	Minnesota	12/11/76	9	120	3	36t
Butch Woolfolk	Houston	9/8/85	3	120	1	80t
Eric Sievers	San Diego	11/18/84	12	119	2	24
Fred Biletnikoff	Oakland	10/4/69	9	119	1	23
Mike Jones	New Orleans	12/7/86	6	119	0	34
Vincent Brisby	New England	11/12/95	6	118	1	47t
Richard Caster	N.Y. Jets	10/7/74	3	117	1	89t
O.J. Simpson	Buffalo	12/7/75	8	117	1	62t
Eric Sievers	New England	12/10/89	6	117	0	41
Carl Pickens	Cincinnati	10/1/95	9	117	3	44t
Paul Coffman	Green Bay	10/28/79	5	116	1	78t
Jimmie Giles	Tampa Bay	10/20/85	7	116	4	39t
Irving Fryar	Philadelphia	10/20/96	8	116	4	38t
Shawn Jefferson	New England	10/25/98	4	116	0	54
Tony Hill	Dallas	12/17/84	6	115	1	66t
Isaac Curtis	Cincinnati	11/28/83	4	114	1	80t
Stanley Morgan	New England	10/21/84	3	114	1	76t
Otis Taylor	Kansas City	11/13/66	4	113	1	89t
Otis Taylor	Kansas City	9/28/68	3	113	1	44
Eric Crabtree	Cincinnati	9/14/69	3	113	2	69t
James Lofton	L.A. Raiders	10/9/88	5	113	0	32
Tim Brown	Oakland	10/31/99	7	113	0	32
Jim Colclough	Boston	12/17/67	3	112	0	52
Mike Barber	Houston	12/24/78	4	112	0	55
Wesley Walker	N.Y. Jets	10/4/81	8	112	2	46
Will Moore	New England	9/10/95	8	112	0	33
Terry Glenn	New England	11/3/96	10	112	0	20
Roy Jefferson	Washington	10/13/74	7	111	1	37t
John Holland	Buffalo	9/13/76	2	111	2	58t
* John Stallworth	Pittsburgh	1/6/85	4	111	2	65t
Al Toon	N.Y. Jets	9/21/86	7	111	0	31
Torry Holt	St. Louis	9/30/01	4	111	1	45t
* Ed Podolak	Kansas City	12/25/71	8	110	1	29
Anthony Miller	San Diego	12/27/93	7	110	2	41t
Richie Anderson	N.Y. Jets	10/23/00	12	109	0	19
Wesley Walker	N.Y. Jets	9/3/78	4	108	2	47t
* Charlie Joiner	San Diego	1/2/82	7	108	0	39
Art Monk	N.Y. Jets	11/27/94	5	108	0	69
* Steve Tasker	Buffalo	12/30/95	5	108	1	37t
Dedric Ward	N.Y. Jets	11/9/97	6	108	0	33
Jack Snow	L.A. Rams	10/31/71	5	107	1	51t
Warren Wells	Oakland	9/21/68	3	106	1	73t
Raymond Chester	Baltimore	12/1/76	5	106	0	48
Frank Lewis	Buffalo	10/12/81	5	106	0	30
Tony Hill	Dallas	10/25/81	5	106	0	38
* Wes Chandler	San Diego	1/2/82	6	106	0	47
Andre Reed	Buffalo	12/4/94	3	106	2	83t
Warrick Dunn	Tampa Bay	9/21/97	6	106	1	58t
Bake Turner	N.Y. Jets	12/14/69	4	105	2	34t
Harold Jackson	New England	11/29/79	5	105	1	33

PLAYER	TEAM	DATE	NO.	YDS.	TD	LG
Eddie Brown	Cincinnati	11/8/87	8	105	0	32
Jermaine Lewis	Baltimore	10/19/97	6	105	0	28
Wayne Chrebet	N.Y. Jets	12/13/98	5	105	1	52
Tony Martin	Atlanta	12/27/98	3	105	1	53
Ed McCaffrey	Denver	9/13/99	6	105	3	61t
Art Powell	Oakland	9/2/66	8	104	1	17t
* Elmo Wright	Kansas City	12/25/71	3	104	0	63
Derrick Gaffney	N.Y. Jets	9/30/79	4	104	0	43
Wayne Chrebet	N.Y. Jets	10/12/97	5	104	1	70
Tim Brown	Oakland	12/6/98	9	104	2	27
Wayne Chrebet	N.Y. Jets	10/23/00	6	104	2	28
Gary Garrison	San Diego	10/11/69	4	103	2	40t
* Ken Burrough	Houston	12/24/78	6	103	0	53
Thurman Thomas	Buffalo	9/1/91	8	103	1	50t
* Kimble Anders	Kansas City	12/31/94	6	103	1	57t
Marvin Harrison	Indianapolis	9/6/98	5	102	1	42
Troy Brown	New England	12/24/00	8	102	0	22
Andre Rison	Atlanta	10/11/92	7	101	1	22t
Richard Caster	N.Y. Jets	11/24/74	6	100	2	45t
Al Toon	N.Y. Jets	12/7/87	5	100	1	44t
Lawrence Dawsey	Tampa Bay	12/1/91	8	100	1	17t
Curtis Conway	Chicago	10/27/97	6	100	0	54
Ken Dilger	Indianapolis	12/14/97	5	100	3	43

100-PLUS RUSHING YARDS

PLAYER	TEAM	DATE	NO.	YDS.	TD	LG
O.J. Simpson	Buffalo	12/5/76	24	203	1	75t
Rueben Mayes	New Orleans	12/7/86	28	203	2	34t
Earl Campbell	Houston	11/20/78	28	199	4	81t
* Terrell Davis	Denver	1/9/99	21	199	2	62
Freeman McNeil	N.Y. Jets	10/14/85	28	173	0	20
Ricky Watters	Philadelphia	10/20/96	25	173	1	49t
Gerald Riggs	Atlanta	11/30/86	33	172	1	31
Eric Dickerson	Indianapolis	12/4/88	31	169	1	19
** John Riggins	Washington	1/30/83	38	166	1	43t
Thurman Thomas	Buffalo	9/1/91	25	165	1	20
Jim Nance	Boston	12/17/67	24	164	2	29
William Andrews	Atlanta	12/10/83	21	161	1	24t
* Earnest Byner	Cleveland	1/4/86	16	161	2	66t
Hoyle Granger	Houston	12/23/67	21	160	1	23
Wayne Wilson	New Orleans	10/2/83	34	160	0	12
* Thurman Thomas	Buffalo	12/30/95	25	158	1	32
Don Woods	San Diego	9/29/74	18	157	2	56t
Earnest Byner	Washington	12/2/90	32	157	3	21
Antowain Smith	New England	12/22/01	26	156	1	44
Marcus Allen	L.A. Raiders	12/2/84	20	155	3	52t
Eric Dickerson	Indianapolis	11/15/87	30	154	1	13
Thurman Thomas	Buffalo	12/23/90	30	154	1	13t
Christian Okoye	Kansas City	10/13/91	23	153	1	38t
Dick Post	San Diego	11/3/68	21	151	0	24
Thurman Thomas	Buffalo	12/3/89	27	148	1	30t
Christian Okoye	Kansas City	12/24/89	32	148	1	13
Thurman Thomas	Buffalo	12/17/95	35	148	1	15
Barry Sanders	Detroit	9/15/91	32	143	0	14
Lydell Mitchell	Baltimore	10/9/77	17	142	1	64t
Curtis Martin	New England	11/12/95	30	142	2	23
* Natrone Means	San Diego	1/8/95	24	139	1	24t
Earl Campbell	Houston	12/4/83	28	138	1	35t
Barry Sanders	Detroit	12/7/97	30	137	1	19
Thurman Thomas	Buffalo	11/18/91	23	135	1	30
* Fred Taylor	Jacksonville	1/15/00	18	135	1	90t
Paul Robinson	Cincinnati	11/17/68	22	134	3	54t
Jim Nance	Boston	11/27/66	23	133	1	27t
Freeman McNeil	N.Y. Jets	11/4/84	20	132	1	52
Johnny Hector	N.Y. Jets	12/22/91	13	132	0	47
Edgerrin James	Indianapolis	12/5/99	23	130	2	41t

PLAYER	TEAM	DATE	NO.	YDS.	TD	LG
Robert Holmes	Kansas City	9/28/68	13	128	1	76t
Joe Washington	Baltimore	10/29/78	20	126	0	29
Floyd Little	Denver	10/27/68	25	126	1	19
Antowain Smith	Buffalo	11/14/99	29	126	0	24
Eric Dickerson	Indianapolis	9/25/88	30	125	0	9
Thurman Thomas	Buffalo	10/9/94	31	125	2	26t
Earnest Jackson	San Diego	11/18/84	28	124	0	16
Eric Dickerson	L.A. Rams	12/14/86	28	124	1	25
Neal Anderson	Chicago	9/4/88	24	123	2	15
Scott Lockwood	New England	12/27/92	30	123	0	23
Tony Dorsett	Dallas	10/25/81	24	122	0	18
Walter Payton	Chicago	12/2/85	23	121	0	15
Larry Kinnebrew	Buffalo	10/29/89	21	121	1	25
Dorsey Levens	Green Bay	9/14/97	21	121	0	23
O.J. Simpson	Buffalo	11/18/73	20	120	0	28
Earl Campbell	Houston	11/5/79	32	120	0	11
* Chuck Muncie	San Diego	1/2/82	24	120	1	19
Curtis Martin	N.Y. Jets	10/14/01	22	120	1	27t
Jim Braxton	Buffalo	11/18/73	17	119	0	36
Craig James	New England	11/3/85	23	119	0	14
Ronnie Harmon	Buffalo	11/29/87	23	119	0	19
Jerome Bettis	Pittsburgh	11/25/96	27	119	0	14
Natrone Means	San Diego	12/27/93	18	118	3	65t
Edgerrin James	Indianapolis	11/26/00	26	118	0	13
Warren Williams	Pittsburgh	12/18/88	16	117	0	33
* Thurman Thomas	Buffalo	1/12/91	32	117	2	14
Franco Harris	Pittsburgh	11/30/80	28	116	1	9t
Freeman McNeil	N.Y. Jets	9/19/82	13	116	0	48
Freeman McNeil	N.Y. Jets	11/26/84	24	116	0	39
Emerson Boozer	N.Y. Jets	12/13/70	18	114	0	21
Curtis Brown	Buffalo	11/12/78	11	114	1	58t
James Jones	Detroit	10/27/85	36	114	1	8
Jim Nance	Boston	10/15/67	20	113	0	19
Mel Owens	Detroit	12/15/73	27	113	1	10
Horace Ivory	New England	10/22/78	15	113	2	28
* Curt Warner	Seattle	12/31/83	29	113	2	18
Terry Allen	Minnesota	9/25/94	15	113	1	45
Edgerrin James	Indianapolis	12/17/00	32	112	0	15
Jim Nance	Boston	12/8/68	19	111	1	30t
Wilbert Montgomery	Philadelphia	9/24/78	25	111	0	12
Franco Harris	Pittsburgh	11/14/76	22	110	1	26
Rocky Bleier	Pittsburgh	11/14/76	20	110	0	13
Eric Dickerson	Indianapolis	12/30/90	20	110	0	16
Corey Dillon	Cincinnati	10/1/00	22	110	0	19
Jim Nance	Boston	11/30/69	17	109	0	23
Stump Mitchell	St. Louis	9/30/84	20	109	2	19
* Terry Allen	Baltimore	1/13/02	25	109	1	13
Joe Cribbs	Buffalo	12/27/82	19	108	1	62t
Curtis Martin	N.Y. Jets	10/4/98	36	108	1	15
Freeman McNeil	N.Y. Jets	11/10/85	26	107	0	13
Eric Dickerson	Indianapolis	12/17/89	21	107	2	17
* Edgerrin James	Indianapolis	12/30/00	21	107	0	34
Lydell Mitchell	Baltimore	11/23/75	26	106	1	32t
Sam Cunningham	New England	9/19/76	21	106	0	15
Eddie George	Tennessee	9/7/97	23	106	1	13t
Raymont Harris	Chicago	10/27/97	25	106	1	9
Franco Harris	Pittsburgh	12/3/73	15	105	1	21t
Marcus Allen	L.A. Raiders	9/19/83	22	105	0	15
* Craig James	New England	1/12/86	22	105	0	21
Lydell Mitchell	Baltimore	12/9/73	35	104	0	9
John Stephens	New England	11/6/88	25	104	1	13t
Rod Bernstine	San Diego	12/15/91	13	104	3	63t
Sammy Winder	Denver	9/29/85	20	103	2	19
Brad Baxter	N.Y. Jets	11/1/92	20	103	0	28
Jamal Anderson	Atlanta	12/27/98	18	103	1	36t
Emmitt Smith	Dallas	11/25/99	31	103	0	28
Garrison Hearst	San Francisco	12/16/01	26	103	0	23

PLAYER	TEAM	DATE	NO.	YDS.	TD	LG
Eric Dickerson	L.A. Rams	10/30/83	14	101	1	40
* Wendell Hayes	Kansas City	12/25/71	22	100	0	22
Mark van Eeghen	New England	12/12/82	22	100	0	11

* Playoff game

** Super Bowl

THE LAST TIME . . .

(regular season)

KICKOFF RETURNED FOR A TOUCHDOWN

By Dolphins – Marc Logan at Houston (97 yards), 10/1/89

By Opponents – Terrence Wilkins at Indianapolis (97 yards), 10/10/99

PUNT RETURNED FOR A TOUCHDOWN

By Dolphins – Jeff Ogden vs. Green Bay (81 yards), 10/29/00

By Opponents – Dewell Brewer at Indianapolis (75 yards), 12/18/94

INTERCEPTED PASS RETURNED FOR A TOUCHDOWN

By Dolphins – Brock Marion vs. Buffalo (100 yards), 1/6/02

By Opponents – Victor Green of New York Jets (63 yards), 11/18/01

FUMBLE RETURNED FOR A TOUCHDOWN

By Dolphins – Travis Minor at Seattle (0 yards), 10/28/01

By Opponents – Bobby Myers at Tennessee (14 yards), 9/9/01

OPPONENTS FUMBLE RETURNED FOR A TOUCHDOWN

By Dolphins – Jason Taylor vs. New England (1 yard), 10/7/01

By Opponents – Bobby Myers at Tennessee (14 yards), 9/9/01

BLOCKED FIELD GOAL RETURNED FOR A TOUCHDOWN

By Dolphins – Curtis Johnson vs. Green Bay (47 yards), 12/19/71

By Opponents – George Radachowsky of N.Y. Jets (78 yards), 9/24/89

BLOCKED PUNT RETURNED FOR A TOUCHDOWN

By Dolphins – Mark Higgs vs. New England (19 yards), 10/18/90

By Opponents – Chris Burkett at N.Y. Jets (11 yards), 9/29/91

SAFETY SCORED

By Dolphins – Jermaine Haley vs. Buffalo (tackles Jonathan Linton in end zone), 10/8/00

By Opponents – John Thierry of Chicago (sacks Dan Marino in end zone), 10/27/97

SHUTOUT

By Dolphins – at Miami 23, Seattle 0, 9/3/00

By Opponents – at San Francisco 21, Miami 0, 12/16/01

200 YARDS RUSHING

By Dolphins – None

By Opponents – Rueben Mayes at New Orleans (203 yards), 12/7/86

100 YARDS RUSHING

By Dolphins – Lamar Smith vs. Buffalo (158 yards), 1/6/02

By Opponents – Antowain Smith at New England (156 yards), 12/22/01

100 YARDS RUSHING IN A HALF

By Dolphins – Lamar Smith at N.Y. Jets (109 yards in first half), 10/23/00

By Opponents – Antowain Smith at New England (118 yards in first half), 12/22/01

TWO 100-YARD RUSHERS

By Dolphins – Mercury Morris (125 yards) and Don Nottingham (102 yards) at Green Bay, 10/5/75

By Opponents – Thurman Thomas (148 yards) and Larry Kinnebrew (121 yards) at Buffalo, 10/29/89

100 YARDS RUSHING AND RECEIVING

By Dolphins – None

By Opponents – Thurman Thomas at Buffalo (165 rushing yards and 103 receiving yards), 9/1/91

400 YARDS PASSING

By Dolphins – Dan Marino at Cincinnati (450 yards), 10/1/95

By Opponents – Drew Bledsoe at New England (423 yards), 11/23/98

300 YARDS PASSING

By Dolphins – Jay Fiedler at New England (320 yards), 12/22/01

By Opponents – Alex Van Pelt at Buffalo (309 yards), 11/25/01

200 YARDS RECEIVING

By Dolphins – Irving Fryar vs. New England (211 yards), 9/4/94

By Opponents – Isaac Bruce at St. Louis (210 yards), 12/24/95

100 YARDS RECEIVING

By Dolphins – Chris Chambers at New England (124 yards), 12/22/01

By Opponents – Eric Moulds at Buffalo (196 yards), 11/25/01

100 YARDS RECEIVING IN A HALF

By Dolphins – Chris Chambers at New England (108 yards in second half), 12/22/01

By Opponents – Eric Moulds at Buffalo (112 yards in first half), 11/25/01

TWO 100-YARD RECEIVERS

By Dolphins – Oronde Gadsden (116 yards) and Chris Chambers (101 yards) at Buffalo, 11/25/01

By Opponents – Richie Anderson (109 yards) and Wayne Chrebet (104 yards) at N.Y. Jets, 10/23/00, OT

FIVE TOUCHDOWN PASSES

By Dolphins – Dan Marino vs. New England, 9/4/94

By Opponents – Vinny Testaverde at N.Y. Jets, 10/23/00

FOUR TOUCHDOWN PASSES

By Dolphins – Dan Marino vs. Denver, 12/21/98

By Opponents – Kurt Warner at St. Louis, 9/30/01

THREE TOUCHDOWN PASSES

By Dolphins – Jay Fiedler vs. Indianapolis, 12/10/01

By Opponents – Alex Van Pelt at Buffalo, 11/25/01

FOUR TOUCHDOWN RECEPTIONS

By Dolphins – Mark Ingram at N.Y. Jets, 11/27/94

By Opponents – Irving Fryar at Philadelphia, 10/20/96

THREE TOUCHDOWN RECEPTIONS

By Dolphins – Lamar Thomas vs. Denver, 12/21/98

By Opponents – Marvin Harrison at Indianapolis, 11/11/01

TWO TOUCHDOWN RECEPTIONS

By Dolphins – Chris Chambers vs. Indianapolis, 12/10/01

By Opponents – Eric Moulds at Buffalo, 11/25/01

FOUR TOUCHDOWNS RUSHING

By Dolphins – None

By Opponents – Earl Campbell at Houston, 11/20/78

THREE TOUCHDOWNS RUSHING

By Dolphins – Karim Abdul-Jabbar at New England, 11/23/97

By Opponents – Curtis Martin at New England, 11/3/96

TWO TOUCHDOWNS RUSHING

By Dolphins – Jay Fiedler vs. Oakland, 9/23/01

By Opponents – Kevan Barlow at San Francisco, 12/16/01

FOUR FIELD GOALS

By Dolphins – Olindo Mare at Buffalo, 12/3/00

By Opponents – Adam Vinatieri at New England, 11/23/98

THREE FIELD GOALS

By Dolphins – Olindo Mare vs. Carolina, 11/4/01

By Opponents – Sebastian Janikowski of Oakland, 9/23/01

THREE INTERCEPTIONS

By Dolphins – Sam Madison vs. Tennessee, 11/7/99

By Opponents – Marcus Coleman at N.Y. Jets, 10/23/00, OT

TWO INTERCEPTIONS

By Dolphins – Patrick Surtain vs. Atlanta, 12/30/01

By Opponents – Zack Bronson at San Francisco, 12/16/01

THREE SACKS

By Dolphins – Jason Taylor at Buffalo, 12/3/00

By Opponents – Darrell Russell at Oakland, 10/31/99

TWO SACKS

By Dolphins – Lorenzo Bromell at Buffalo, 11/25/01

By Opponents – Chiike Okeafor at San Francisco, 12/16/01

BLOCKED FIELD GOAL

By Dolphins – Kenny Mixon vs. Atlanta (Jay Feely, 44 yards), 12/30/01

By Opponents – Flozell Adams at Dallas (Olindo Mare, 47 yards), 11/25/99

BLOCKED PUNT

By Dolphins – Kirby Dar Dar at Houston (Reggie Roby), 11/17/96

By Opponents – Terry Wooden at Oakland (Klaus Wilmsmeyer), 12/6/98

MISSUED POINT AFTER TOUCHDOWN ATTEMPT**By Dolphins** – Olindo Mare vs. Indianapolis, 12/10/01**By Opponents** – Jake Ariens at Buffalo, 11/25/01**TWO POINT CONVERSION****By Dolphins** – James McKnight run vs. Oakland, 9/23/01**By Opponents** – Johnnie Morton pass from Stoney Case at Detroit, 11/5/00

YEAR-BY-YEAR LEADERS

RUSHING

YEAR	PLAYER	G	NO.	YDS.	AVG.	LG	TD
1966	Joe Auer	14	121	416	3.4	41	4
1967	Abner Haynes	10	56	274	4.9	65t	2
1968	+ Jim Kiick	14	165	621	3.8	25	4
1969	Jim Kiick	14	180	575	3.2	27	9
1970	Larry Csonka	14	193	874	4.5	53	6
1971	Larry Csonka	14	195	1051	5.4	28	7
1972	Larry Csonka	14	213	1117	5.2	45	6
1973	Larry Csonka	14	219	1003	4.6	25	5
1974	Larry Csonka	12	197	749	3.8	24	9
1975	Mercury Morris	14	219	875	4.0	49	4
1976	Benny Malone	14	186	797	4.3	31	4
1977	Benny Malone	14	129	615	4.8	66t	5
1978	Delvin Williams	16	272	1258	4.6	58t	8
1979	Larry Csonka	16	220	837	3.8	22	12
1980	Delvin Williams	15	187	671	3.6	65	2
1981	Tony Nathan	13	147	782	5.3	46	5
1982	Andra Franklin	9	177	701	4.0	25t	7
1983	Andra Franklin	15	224	746	3.3	18	8
1984	Woody Bennett	16	144	606	4.2	23	7
1985	Tony Nathan	16	143	667	4.7	22	5
1986	Lorenzo Hampton	16	189	830	4.5	54t	9
1987	+ Troy Stradford	12	145	619	4.3	51	6
1988	Lorenzo Hampton	16	117	414	3.5	33	9
1989	+ Sammie Smith	13	200	659	3.3	25	6
1990	Sammie Smith	16	226	831	3.7	33	8
1991	Mark Higgs	14	231	905	3.9	24	4
1992	Mark Higgs	16	256	915	3.6	23	7
1993	Mark Higgs	16	186	693	3.7	31	3
1994	Bernie Parmalee	15	216	868	4.0	47t	6
1995	Bernie Parmalee	16	236	878	3.7	40	9
1996	+ Karim Abdul-Jabbar	16	307	1116	3.6	29	11
1997	Karim Abdul-Jabbar	16	283	892	3.2	22	15
1998	Karim Abdul-Jabbar	15	270	960	3.6	45	6
1999	+ J.J. Johnson	13	164	558	3.4	34	4
2000	Lamar Smith	15	309	1139	3.7	68t	14
2001	Lamar Smith	16	313	968	3.1	25	6

RECEIVING

YEAR	PLAYER	G	NO.	YDS.	AVG.	LG	TD
1966	Dave Kocourek	14	27	320	11.9	43	2
1967	+ Jack Clancy	14	67	868	13.0	44	2
1968	Karl Noonan	14	58	760	13.1	50	11
1969	Larry Seiple	13	41	577	14.1	41t	5
1970	Jim Kiick (RB)	14	42	497	11.8	47	0
1971	Paul Warfield	14	43	996	23.2	86t	11
1972	Paul Warfield	12	29	606	20.9	47	3
1973	Marlin Briscoe	14	30	447	14.9	53	2
1974	Nat Moore	13	37	605	16.4	48	2
1975	Nat Moore	14	40	705	17.6	79t	4
1976	Nat Moore	9	33	625	18.9	67t	4
1977	Nat Moore	14	52	765	14.7	73t	12

YEAR	PLAYER	G	NO.	YDS.	AVG.	LG	TD
1978	Nat Moore	16	48	645	13.5	47	10
1979	Nat Moore	16	48	840	17.5	53	6
1980	Tony Nathan (RB)	16	57	588	10.3	61	5
1981	Duriel Harris	15	53	911	17.2	55	2
1982	Tom Vigorito (RB)	9	24	186	7.8	26	0
1983	Tony Nathan (RB)	16	52	461	8.9	25	1
1984	Mark Clayton	15	73	1389	19.0	65t	18
1985	Tony Nathan (RB)	16	72	651	9.0	73	1
1986	Mark Duper	16	67	1313	19.6	85t	11
1987	+ Troy Stradford (RB)	12	48	457	9.5	34	1
1988	Mark Clayton	16	86	1129	13.1	45t	14
1989	Mark Clayton	15	64	1011	15.8	78t	9
1990	Mark Duper	16	52	810	15.6	69t	5
1991	Mark Duper	16	70	1085	15.5	43t	5
	Mark Clayton	16	70	1053	15.0	43t	12
1992	Bobby Humphrey (RB)	16	54	507	9.4	26	1
1993	+Terry Kirby (RB)	16	75	874	11.7	47	3
1994	Irving Fryar	16	73	1270	17.4	54t	7
1995	Terry Kirby (RB)	16	66	618	9.4	46	3
1996	O.J. McDuffie	16	74	918	12.4	36	8
1997	O.J. McDuffie	16	76	943	12.4	55	1
1998	O.J. McDuffie	16	90	1050	11.7	61t	7
1999	Tony Martin	16	67	1037	15.5	69t	5
2000	Oronde Gadsden	16	56	786	14.0	61	6
2001	James McKnight	16	55	684	12.4	40	3
	Oronde Gadsden	14	55	674	12.3	61	3

PASSING (minimum 150 attempts)

YEAR	PLAYER	G	ATT.	CMP.	YDS.	PCT.	TD	INT.	RATE
1976	Bob Griese	13	272	162	2097	59.6	11	12	78.9
1966	Dick Wood	10	230	83	993	36.1	4	14	30.6
1967	+ Bob Griese	12	331	166	2005	50.2	15	18	61.6
1968	Bob Griese	13	355	186	2473	52.4	21	16	75.7
1969	Bob Griese	9	252	121	1695	48.0	10	16	56.9
1970	Bob Griese	14	245	142	2019	58.0	12	17	72.1
1971	Bob Griese	14	263	145	2089	55.1	19	9	90.9
1972	Earl Morrall	14	150	83	1360	55.3	11	7	91.0
1973	Bob Griese	13	218	116	1422	53.2	17	8	84.3
1974	Bob Griese	13	253	152	1968	60.1	16	15	80.9
1975	Bob Griese	10	191	118	1693	61.8	14	13	86.6
1976	Bob Griese	13	272	162	2097	59.6	11	12	78.9
1977	Bob Griese	14	307	180	2252	58.6	22	13	87.7
1978	Bob Griese	11	235	148	1791	63.0	11	11	82.4
1979	Bob Griese	14	310	176	2160	56.8	14	16	72.0
1980	+ David Woodley	13	327	176	1850	53.8	14	17	63.1
1981	David Woodley	15	366	191	2470	52.2	12	13	69.8
1982	David Woodley	9	179	98	1080	54.7	5	8	63.5
1983	+ Dan Marino	11	296	173	2210	58.4	20	6	96.0
1984	Dan Marino	16	564	362	5084	64.2	48	17	108.9
1985	Dan Marino	16	567	336	4137	59.3	30	21	84.1
1986	Dan Marino	16	623	378	4746	60.7	44	23	92.5
1987	Dan Marino	12	444	263	3245	59.2	26	13	89.2
1988	Dan Marino	16	606	354	4434	58.4	28	23	80.8
1989	Dan Marino	16	550	308	3997	56.0	24	22	76.9
1990	Dan Marino	16	531	306	3563	57.6	21	11	82.6
1991	Dan Marino	16	549	318	3970	57.9	25	13	85.8
1992	Dan Marino	16	554	330	4116	59.6	24	16	85.1
1993	Scott Mitchell	13	233	133	1773	57.1	12	8	84.2
1994	Dan Marino	16	615	385	4453	62.6	30	17	89.2
1995	Dan Marino	14	482	309	3668	64.1	24	15	90.8
1996	Dan Marino	13	373	221	2795	59.2	17	9	87.8
1997	Dan Marino	16	548	319	3780	58.2	16	11	80.7
1998	Dan Marino	16	537	310	3497	57.7	23	15	80.0
1999	Dan Marino	11	369	204	2448	55.3	12	17	67.4
2000	Jay Fiedler	15	357	204	2402	57.1	14	14	74.5
2001	Jay Fiedler	16	450	273	3290	60.7	20	19	80.3

PUNT RETURNS

YEAR	PLAYER	NO.	YDS.	AVG.	LG	TD
1966	Joe Auer	5	99	19.8	56	0
1967	Abner Haynes	6	37	6.2	20	0
1968	Bob Neff	8	71	8.9	20	0
1969	+ Mercury Morris	25	172	6.9	38	0
1970	+ Jake Scott	27	290	10.7	77t	1
1971	Jake Scott	33	318	9.6	31	0
1972	Charlie Leigh	22	210	9.5	27	0
1973	Jake Scott	22	266	12.1	33	0
1974	Jake Scott	31	346	11.2	30	0
1975	+ Freddie Solomon	26	320	12.3	50t	1
1976	Freddie Solomon	13	205	15.8	79t	1
1977	Freddie Solomon	32	285	8.9	39	0
1978	+ Jimmy Cefalo	28	232	8.3	26	0
1979	+ Tony Nathan	28	306	10.9	86t	1
1980	Tony Nathan	23	178	7.7	30	0
1981	Tom Vigorito	36	379	10.5	87t	1
1982	Tom Vigorito	20	192	9.6	59t	1
1983	+ Mark Clayton	41	392	9.6	60t	1
1984	Fulton Walker	21	169	8.0	33	0
1985	Tom Vigorito	22	197	9.0	21	0
1986	Craig Ellis	24	149	6.2	17	0
1987	+ Scott Schwedes	24	203	8.5	31	0
1988	Scott Schwedes	24	230	9.6	36	0
1989	Scott Schwedes	18	210	11.7	70t	1
1990	Tony Martin	26	140	5.4	35	0
1991	+ Scott Miller	28	248	8.9	32	0
1992	Scott Miller	24	175	7.3	19	0
1993	+ O.J. McDuffie	28	317	11.3	72t	2
1994	O.J. McDuffie	32	228	7.1	26	0
1995	O.J. McDuffie	24	163	6.8	24	0
1996	O.J. McDuffie	22	212	9.6	19	0
1997	Charles Jordan	26	273	10.5	38	0
1998	Terrell Buckley	29	354	12.2	35	0
1999	Nate Jacquet	28	351	12.5	45	0
2000	Jeff Ogden	19	323	17.0	81t	1
2001	Jeff Ogden	32	377	11.8	48	0

KICKOFF RETURNS

YEAR	PLAYER	NO.	YDS.	AVG.	LG	TD
1966	Joe Auer	28	698	24.9	95t	1
1967	Bob Neff	15	351	23.4	69	0
1968	Gene Milton	18	408	22.7	74	0
1969	+ Mercury Morris	43	1136	26.4	105t	1
1970	Mercury Morris	28	812	29.0	96t	1
1971	Mercury Morris	15	423	28.2	94t	1
1972	Mercury Morris	14	334	23.9	33	0
1973	Charlie Leigh	9	251	27.9	51	0
1974	+ Nat Moore	22	587	26.7	40	0
1975	+ Freddie Solomon	17	348	20.5	31	0
1976	+ Duriel Harris	17	559	32.9	69	0
1977	Gary Davis	14	414	29.6	73	0
1978	Duriel Harris	29	657	22.7	53	0
1979	+ Tony Nathan	45	1016	22.6	43	0
1980	Don Bessillieu	40	890	22.3	87	0
1981	+ Fulton Walker	38	932	24.5	90t	1
1982	Fulton Walker	20	433	21.7	32	0
1983	Fulton Walker	36	962	26.7	78	0
1984	Fulton Walker	29	617	21.3	41	0
1985	+ Lorenzo Hampton	45	1020	22.7	46	0
1986	Craig Ellis	25	541	21.6	41	0
1987	Lorenzo Hampton	16	304	19.0	32	0
1988	Joe Cribbs	41	863	21.0	44	0
1989	Marc Logan	24	613	25.5	97t	1
1990	Marc Logan	20	367	18.4	35	0
1991	+ Aaron Craver	32	615	19.2	49	0

YEAR	PLAYER	NO.	YDS.	AVG.	LG	TD
1992	Mike Williams	19	328	17.3	28	0
1993	+ O.J. McDuffie	32	755	23.6	48	0
1994	O.J. McDuffie	36	767	21.3	46	0
1995	O.J. McDuffie	23	564	24.5	47	0
1996	Irving Spikes	28	681	24.3	59	0
1997	Irving Spikes	24	565	23.5	48	0
1998	+ John Avery	43	1085	25.2	55	0
1999	Brock Marion	62	1524	24.6	93	0
2000	Autry Denson	20	495	24.8	56	0
2001	+ Chris Chambers	36	811	22.5	47	0

INTERCEPTIONS

YEAR	PLAYER	NO.	YDS.	AVG.	LONG	TD
1966	Willie West	8	62	7.8	27	0
1967	Dick Westmoreland	10	127	12.7	29	1
1968	+ Dick Anderson	8	230	28.8	96t	1
1969	+ Lloyd Mumphord	5	102	20.4	51	0
1970	Dick Anderson	8	191	23.9	86	0
1971	Jake Scott	7	34	4.9	21	0
1972	Jake Scott	5	73	14.6	31	0
1973	Dick Anderson	8	163	20.4	38t	2
1974	Jake Scott	8	75	9.4	30	0
1975	Jake Scott	6	60	10.0	38	0
1976	(four players)	(two interceptions)				
1977	Curtis Johnson	4	35	8.8	19	0
1978	Tim Foley	6	12	2.0	8	0
1979	Neal Colzie	5	86	17.2	56	0
	Gerald Small	5	74	14.8	40	0
1980	Gerald Small	7	46	6.6	22	0
1981	Glenn Blackwood	4	124	31.0	39	0
1982	Don McNeal	4	42	10.5	23	1
1983	William Judson	6	60	10.0	29	0
1984	Glenn Blackwood	6	169	28.2	50	0
1985	Glenn Blackwood	6	36	6.0	17	0
1986	(four players)	(two interceptions)				
1987	Paul Lankford	3	44	14.7	44	0
	Glenn Blackwood	3	17	5.7	17	0
1988	+ Jarvis Williams	4	62	15.5	23	0
	William Judson	4	57	14.3	52	0
1989	+ Louis Oliver	4	32	8.0	23	0
1990	Louis Oliver	5	87	17.4	35	0
	Jarvis Williams	5	82	16.4	42t	1
1991	Louis Oliver	5	80	16.0	37	0
1992	Louis Oliver	5	200	40.0	103t	1
1993	J.B. Brown	5	43	8.6	29	0
1994	Troy Vincent	5	113	22.6	58t	1
1995	Troy Vincent	5	95	19.0	69t	1
1996	Terrell Buckley	6	164	27.3	91t	1
1997	Terrell Buckley	4	26	6.5	12	0
1998	Terrell Buckley	8	157	19.6	61	1
	Sam Madison	8	114	14.3	35	0
1999	Sam Madison	7	164	23.4	42	1
2000	Brian Walker	7	80	11.4	31	0
2001	Brock Marion	5	227	45.4	100t	2

SCORING*

YEAR	PLAYER	TDs	RUN	REC.	PATs	FGs	PTS.
1966	Joe Auer	9	5	4	0-0	0-0	54
	Gene Mingo	0	0	0	23-23	10-22	53
1967	Booth Lusteg	0	0	0	18-18	7-12	39
	Jack Harper	4	1	3	0-0	0-0	24
1968	Karl Noonan	11	0	11	0-0	0-0	66
	+ Jim Keyes	0	0	0	30-30	7-16	51
1969	Karl Kremser	0	0	0	26-27	13-22	65
	Jim Kiick	10	9	1	0-0	0-0	60

YEAR	PLAYER	TDs	RUN	REC.	PATs	FGs	PTS.
1970	Garó Yepremian	0	0	0	31-31	22-29	97
1971	Garó Yepremian	0	0	0	33-33	28-40	117
	Paul Warfield	11	0	11	0-0	0-0	66
1972	Garó Yepremian	0	0	0	43-45	24-37	115
	Mercury Morris	12	12	0	0-0	0-0	72
1973	Garó Yepremian	0	0	0	38-38	25-37	113
	Paul Warfield	11	0	11	0-0	0-0	66
1974	Garó Yepremian	0	0	0	43-43	8-15	67
	Larry Csonka	9	9	0	0-0	0-0	54
1975	Garó Yepremian	0	0	0	40-46	13-16	79
	Don Nottingham	12	12	0	0-0	0-0	72
1976	Garó Yepremian	0	0	0	29-31	16-23	77
1977	Nat Moore	13	1	12	0-0	0-0	78
	Garó Yepremian	0	0	0	37-41	10-22	67
1978	Garó Yepremian	0	0	0	41-45	19-23	98
	Nat Moore	10	0	10	0-0	0-0	60
1979	+ Uwe von Schamann	0	0	0	36-40	21-29	99
	Larry Csonka	13	12	1	0-0	0-0	78
1980	Uwe von Schamann	0	0	0	32-32	14-23	74
	Nat Moore	7	0	7	0-0	0-0	42
1981	Uwe von Schamann	0	0	0	37-38	24-31	109
1982	Uwe von Schamann	0	0	0	21-22	15-20	66
	Andra Franklin	7	7	0	0-0	0-0	42
1983	Uwe von Schamann	0	0	0	45-48	18-27	99
	Mark Duper	10	0	10	0-0	0-0	60
1984	Mark Clayton	18	0	18	0-0	0-0	108
	Uwe von Schamann	0	0	0	66-70	9-19	93
1985	+ Fuad Reveiz	0	0	0	50-52	22-27	116
	+ Ron Davenport	13	11	2	0-0	0-0	78
1986	Fuad Reveiz	0	0	0	52-55	14-22	94
	Lorenzo Hampton	12	9	3	0-0	0-0	72
1987	Fuad Reveiz	0	0	0	28-30	9-11	55
	Mark Duper	8	0	8	0-0	0-0	48
1988	Mark Clayton	14	0	14	0-0	0-0	84
	Fuad Reveiz	0	0	0	31-32	8-12	55
1989	+ Pete Stoyanovich	0	0	0	38-39	19-26	95
	Mark Clayton	9	0	9	0-0	0-0	54
1990	Pete Stoyanovich	0	0	0	37-37	21-25	100
	Sammie Smith	9	8	1	0-0	0-0	54
1991	Pete Stoyanovich	0	0	0	28-29	31-37	121
	Mark Clayton	12	0	12	0-0	0-0	72
1992	Pete Stoyanovich	0	0	0	34-36	30-37	124
1993	Pete Stoyanovich	0	0	0	37-37	24-32	109
1994	Pete Stoyanovich	0	0	0	35-35	24-31	107
	Irving Fryar	7	0	7	0-0	0-0	46
1995	Pete Stoyanovich	0	0	0	37-37	27-34	118
	Bernie Parmalee	10	9	1	0-0	0-0	80
1996	Joe Nedney	0	0	0	35-36	18-29	89
	+ Karim Abdul-Jabbar	11	11	0	0-0	0-0	66
1997	Olindo Mare	0	0	0	33-33	28-36	117
	Karim Abdul-Jabbar	16	15	1	0-0	0-0	96
1998	Olindo Mare	0	0	0	33-34	22-27	99
	Oronde Gadsden	7	0	7	0-0	0-0	42
	O.J. McDuffie	7	0	7	0-0	0-0	42
1999	Olindo Mare	0	0	0	27-27	39-46	144
	Oronde Gadsden	6	0	6	0-0	0-0	36
2000	Olindo Mare	0	0	0	33-34	28-31	117
	Lamar Smith	16	14	2	0-0	0-0	96
2001	Olindo Mare	0	0	0	39-40	19-21	96
	Lamar Smith	8	6	2	0-0	0-0	48

* In years where only one player is listed, several players were tied for second with same point total

TACKLES

YEAR	PLAYER	G	SOLO	ASST.	TOTAL
1966	Willie West	14	95	23	118
1967	Wahoo McDaniel	14	69	49	118

YEAR	PLAYER	G	SOLO	ASST.	TOTAL
1968	Frank Emanuel	14	82	37	119
1969	Nick Buoniconti	13	79	35	114
1970	Nick Buoniconti	14	96	49	145
1971	Nick Buoniconti	14	86	40	126
1972	Nick Buoniconti	14	72	74	146
1973	Nick Buoniconti	13	91	71	162
1974	Bob Matheson	14	71	32	103
1975	+ Steve Towle	12	90	74	164
1976	Steve Towle	13	131	86	217
1977	Steve Towle	16	75	63	138
1978	Rusty Chambers	16	85	66	151
1979	Rusty Chambers	16	80	98	178
1980	Bob Baumhower	16	88	47	135
1981	Earnie Rhone	16	120	51	171
1982	Earnie Rhone	9	62	20	82
1983	Bob Brudzinski	16	73	31	104
1984	Mark Brown	16	59	18	77
1985	Mark Brown	15	78	18	96
1986	+ John Offerdahl	15	109	26	135
1987	Jackie Shipp	12	63	16	79
1988	John Offerdahl	16	99	18	117
1989	Barry Krauss	16	100	19	119
1990	John Offerdahl	16	98	18	116
1991	Louis Oliver	16	73	15	88
1992	Bryan Cox	16	84	43	127
1993	Bryan Cox	16	87	35	122
1994	Bryan Cox	16	106	41	147
1995	Bryan Cox	16	104	38	142
1996	+ Zach Thomas	16	131	49	180
1997	Zach Thomas	15	107	42	149
1998	Zach Thomas	16	124	36	160
1999	Zach Thomas	16	117	50	167
2000	Brock Marion	16	85	24	109
2001	Zach Thomas	15	112	68	180

SACKS

1968: Mel Branch, 11.0; **1969:** Bill Stanfill, 8.0; **1970:** Bill Stanfill, 6.0; **1971:** Manny Fernandez, 8.0; **1972:** Vern Den Herder, 10.5; **1973:** Bill Stanfill, 18.5; **1974:** Bill Stanfill, 10.0; **1975:** Vern Den Herder, 11.0; **1976:** Don Reese and Bill Stanfill, 4.0; **1977:** +A.J. Duhe, 7.0; **1978:** Vern Den Herder, 11.0; **1979:** Vern Den Herder, 9.0; **1980:** Kim Bokamper and A.J. Duhe, 5.5; **1981:** Bob Baumhower, 9.0; **1982:** Bob Brudzinski, 4.5; **1983:** Doug Betters, 16.0; **1984:** Doug Betters, 14.0; **1985:** Mike Charles, 7.0; **1986:** Mark Brown, 5.0 (47 yards); **1987:** T.J. Turner, 4.0 (34 yards); **1988:** T.J. Turner, 5.0 (22 yards); **1989:** Jeff Cross, 10.0 (94 yards); **1990:** Jeff Cross, 11.5 (95.5 yards); **1991:** Jeff Cross 7.0 (60 yards); **1992:** Bryan Cox 14.0 (115 yards); **1993:** Jeff Cross 10.5 (62 yards); **1994:** Jeff Cross 9.5 (58.5 yards); **1995:** Bryan Cox 7.5 (46 yards); **1996:** Trace Armstrong 12.0 (81.5 yards); **1997:** Trace Armstrong 5.5 (45 yards); **1998:** Trace Armstrong 10.5 (63 yards); **1999:** Rich Owens 8.5 (61 yards); **2000:** Trace Armstrong 16.5 (96.5 yards); **2001:** Jason Taylor 8.5 (44.5 yards).

+ Rookie

DOLPHINS OFFENSE YEAR BY YEAR

YEAR	PLAYS	FIRST DOWNS	RUSH YARDS	PASS YARDS	TOTAL YARDS	NFL RANK* T-R-P	TOTAL POINTS
1966	884	200	1410	2048	3458	22-21-19	213
1967	847	212	1323	2336	3659	17-18-17	219
1968	892	247	1704	2402	4106	12-15-11	276
1969	878	224	1513	2077	3590	23-23-21	233
1970	827	228	2082	1957	4039	11- 3-20	297
1971	804	232	2429	1983	4412	5- 1-19	315
1972	893	291	2960	2076	5036	1- 1-16	385
1973	776	215	2521	1582	4103	9- 3- 1	343

YEAR	PLAYS	FIRST DOWNS	RUSH YARDS	PASS YARDS	TOTAL YARDS	NFL RANK* T-R-P	TOTAL POINTS
1974	884	272	2191	2084	4275	11- 4-16	327
1975	896	266	2500	2009	4509	11- 4-20	357
1976	874	267	2118	2268	4386	13-13-10	263
1977	866	267	2366	1961	4327	10- 5-16	313
1978	954	270	2366	2469	4835	13-11-15	372
1979	1006	297	2187	2763	4950	16-17-14	341
1980	1015	284	1876	2688	4564	26-17-24	266
1981	1063	306	2173	3149	5322	16-10-16	345
1982	582	165	1344	1314	2658	19- 3-27	198
1983	1033	314	2150	3045	5195	16-13-19	389
1984	1070	387	1918	5018	6936	1-16- 1	513
1985	1039	361	1729	4114	5843	6-18- 2	428
1986	1011	351	1545	4779	6324	2-25- 1	430
1987	1005	331	1662	3876	5538	4-23- 1	362
1988	963	321	1205	4516	5721	5-28- 1	319
1989	1011	311	1330	4216	5546	7-27- 3	331
1990	975	303	1535	3512	5047	14-22- 5	336
1991	970	312	1352	3889	5241	7-25- 3	343
1992	998	316	1525	3975	5500	5-24- 2	340
1993	1030	309	1459	4353	5812	2-25- 1	349
1994	1078	344	1658	4420	6078	1-13- 2	389
1995	1034	345	1506	4210	5716	8-21- 4	398
1996	1000	293	1622	3543	5165	14-19-11	339
1997	1028	311	1343	3792	5135	11-29- 2	339
1998	1028	269	1535	3395	4930	16-24-10	321
1999	1071	287	1453	3485	4938	20-22-13t	326
2000	945	251	1894	2567	4461	26-14-27	323
2001	953	263	1664	3157	4821	21-23-19	344

*1966-69 are AFL-NFL combined rankings

DOLPHINS DEFENSE YEAR BY YEAR

YEAR	PLAYS	FIRST DOWNS	RUSH YARDS	PASS YARDS	TOTAL YARDS	NFL RANK* T-R-P	TOTAL POINTS
1966	857	237	1510	3101	4611	19- 7-22	362
1967	843	269	2145	2835	4980	22-25-17	407
1968	808	240	2172	2712	4884	23-22-20	355
1969	851	206	1489	2637	4126	10- 9-16	332
1970	808	226	1453	2551	4004	14- 7-22	228
1971	800	214	1661	2000	3661	5- 8- 6	174
1972	770	186	1548	1749	3297	1- 3- 5	171
1973	878	195	1991	1290	3281	3-12- 1	150
1974	807	208	1624	2182	3806	8- 7-16	216
1975	858	224	1768	2021	3789	6- 5- 6	222
1976	892	268	2411	2670	5081	26-22-28	264
1977	901	227	1749	2233	3982	16- 6-24	197
1978	1021	298	2261	2908	5169	23-16-26	254
1979	938	238	1702	2737	4439	4- 2-12	257
1980	1062	309	2018	3206	5224	14-15-15	305
1981	1039	296	2032	3331	5363	15-14-19	275
1982	548	147	1285	1027	2312	1-24- 1	131
1983	992	288	2037	3002	5139	7-13- 8	250
1966	857	237	1510	3101	4611	19- 7-22	362
1984	1051	314	2155	3265	5420	19-22-14	298
1985	1033	314	2256	3511	5767	23-23-22	320
1986	1058	337	2493	3557	6050	26t-27-22	405
1987	1013	314	2198	3247	5445	26-25-21	335
1988	1072	359	2506	3275	5781	26-26-14	380
1989	1045	337	2153	3543	5696	24-25-18	379
1990	968	268	1831	2716	4547	7-16- 3	242

YEAR	PLAYS	FIRST DOWNS	RUSH YARDS	PASS YARDS	TOTAL YARDS	NFL RANK* T-R-P	TOTAL POINTS
1991	1019	327	2301	3105	5406	25-27-12	349
1992	976	273	1600	2983	4583	10t- 6-14	281
1993	1061	332	1665	3485	5150	20-14-21	351
1994	1000	305	1430	3794	5224	19- 6-25	327
1995	1000	309	1675	3569	5244	16-12-19	332
1996	987	306	1536	3655	5191	18-13-22	325
1997	1004	299	1813	3551	5364	26-17-25	327
1998	944	257	1511	2924	4435	3- 6- 6	265
1999	936	252	1476	2928	4404	5- 8- 5	336
2000	995	289	1736	2900	4636	6-14- 5	226
2001	957	283	1779	2829	4608	5-17- 1	290

*1966-69 are AFL-NFL combined rankings

DOLPHINS IN OVERTIME

LOCATION	W	L	T	WON TOSS	LOST TOSS
HOME*	7	8	1	8	8
ROAD*	5	8	0	6	7
TOTALS	12	16	1	14	15

* Home record includes 1-1 mark in playoffs; Road record includes 1-0 mark in playoffs

When they have won the toss, the Dolphins are 8-6 (5-3 home, 3-3 road).

When they have lost the toss, the Dolphins are 4-10-1 (2-5-1 home, 2-5 road).

***Dec. 25, 1971 – Miami 27, at Kansas City 24 (2 OT):** Chiefs win toss. Jan Stenerud has 42-yard FG attempt blocked by Nick Buoniconti of Dolphins. Teams trade punts. Garo Yepremian misses FG try from 52 yards. K.C. QB Len Dawson is intercepted by Jake Scott and teams trade punts. Yepremian kicks a 37-yard FG at 7:40 of the second overtime.

Dec. 14, 1975 – at Baltimore 10, Miami 7: Dolphins win toss. Miami is forced to punt. Colts drive from their own 4 to the Miami 14. Toni Linhart kicks 31-yard FG at 12:44.

Oct. 17, 1976 – Kansas City 20, at Miami 17: Chiefs win toss. Kansas City punts and Miami drives to 20-yard line of Chiefs. Norm Bulaich fumbles into end zone and K.C. recovers for touchback. Chiefs drive to Miami 17 and Jan Stenerud kicks 34-yard FG at 14:48.

Nov. 18, 1979 – at Cleveland 30, Miami 24: Browns win toss. Brian Sipe throws 39-yard TD pass to Reggie Rucker at 1:59.

Nov. 20, 1980 – San Diego 27, at Miami 24: Chargers win toss. San Diego is forced to punt, but Woodrow Lowe intercepts David Woodley at the Miami 40 and returns it to the 12 of the Dolphins. Rolf Benirschke kicks 28-yard FG for Chargers at 7:14.

Dec. 8, 1980 – at Miami 16, New England 13: Dolphins win toss. Miami drives from its own 13 to the 5 of New England with the big play being a 54-yard pass to Duriel Harris from David Woodley. Uwe von Schamann kicks 23-yard FG at 3:20.

Oct. 4, 1981 – at Miami 28, N.Y. Jets 28 (tie): Jets win toss. Teams trade punts twice. Pat Leahy of Jets misses 48-yard FG attempt near end of OT period.

Nov. 8, 1981 – Miami 30, at New England 27: Dolphins win toss. Miami punts, but Bob Brudzinski intercepts Steve Grogan at New England 45 and returns it to 26 of the Pats. Thirteen yards is tacked on for unnecessary roughness on tackle of Brudzinski, before Uwe von Schamann kicks 30-yard FG at 7:09.

***Jan. 2, 1981 – San Diego 41, at Miami 38:** Chargers win toss. Rolf Benirschke misses 27-yard FG for San Diego and Uwe von Schamann of Miami has 34-yard FG blocked by Leroy Jones of Chargers. Benirschke kicks 29-yard FG at 13:52.

Oct. 9, 1983 – Buffalo 38, at Miami 35: Dolphins win toss. Uwe von Schamann misses FGs of 52 and 43 yards for Miami. Joe Danelo kicks 36-yard FG at 13:58.

Nov. 18, 1984 – at San Diego 34, Miami 28: Chargers win toss. Buford McGee runs for 25-yard TD at 3:17.

Sept. 21, 1986 – at N.Y. Jets 51, Miami 45: Jets win toss. Ken O'Brien throws a 43-yard TD pass to Wesley Walker at 2:35.

Dec. 14, 1986 – Miami 37, at L.A. Rams 31: Dolphins win toss. Dan Marino throws a 20-yard TD pass to Mark Duper at 3:04.

Oct. 18, 1987 – at N.Y. Jets 37, Miami 31: Jets win toss. Both teams exchange punts, then interceptions before Jets take over on another Dolphin interception. Pat Ryan passes eight yards to Eddie Hunter with :34 left in OT (at 14:26).

Oct. 25, 1987 – Buffalo 34, at Miami 31: Bills win toss. Scott Norwood kicks 27-yard FG at 4:12.

Oct. 8, 1989 – at Miami 13, Cleveland 10: Browns win toss. Cleveland drives to Miami 26-yard line, but Matt Bahr misses 44-yard FG. Miami drives 55 yards and Pete Stoyanovich kicks 35-yard FG at 6:28.

Dec. 9, 1990 – at Miami 23, Philadelphia 20: Eagles win toss. Both teams exchange punts, then Eagles' Jeff Feagles boots 23-yard punt. Miami drives 35 yards and Pete Stoyanovich kicks 39-yard FG at 12:32.

Nov. 24, 1991 – Miami 16, at Chicago 13: Dolphins win toss. Pete Stoyanovich kicks 27-yard FG at 4:11.

Dec. 22, 1991 – N.Y. Jets 23, at Miami 20: Dolphins win toss. Miami is forced to punt. Raul Allegre kicks 30-yard FG at 6:15.

Dec. 27, 1992 – Miami 16, at New England 13: Patriots win toss. New England is forced to punt. Pete Stoyanovich kicks 35-yard FG at 6:43.

Jan. 2, 1994 – at New England 33, Miami 27: Dolphins win toss. Miami is forced to punt. Dolphins intercept pass but are forced to punt. Drew Bledsoe passes 36 yards to Michael Timpson for touchdown at 10:14.

Oct. 16, 1994 – at Miami 20, L.A. Raiders 17: Dolphins win toss. Pete Stoyanovich kicks 29-yard FG at 5:46.

Nov. 20, 1994 – at Pittsburgh 16, Miami 13: Steelers win toss. Pittsburgh stopped on fourth down. Dolphins forced to punt. Gary Anderson kicks 39-yard FG at 10:19.

Oct. 8, 1995 – Indianapolis 27, at Miami 24: Colts win toss. Cary Blanchard kicks 27-yard FG at 4:58.

Sept. 7, 1997 – at Miami 16, Tennessee 13: Dolphins win toss. Olindo Mare kicks 29-yard FG at 12:45.

Oct. 27, 1997 – Chicago 36, at Miami 33: Dolphins win toss. Both teams exchange punts, then Dan Marino is sacked and fumbles on Dolphins 17-yard line. Jeff Jaeger kicks 35-yard FG at 5:35.

Oct. 25, 1998 – at Miami 12, New England 9: Dolphins win toss. Olindo Mare kicks 43-yard FG at 10:24.

Oct. 23, 2000 – at N.Y. Jets 40, Miami 37: Dolphins win toss. Marcus Coleman intercepts Jay Fiedler pass then fumbles and Oronde Gadsden recovers. Coleman intercepts Fiedler again. John Hall kicks 40-yard field goal at 8:13.

***Dec. 30, 2000 – at Miami 23, Indianapolis 17:** Dolphins win toss. Miami forced to punt. Mike Vanderjagt misses 49-yard field goal wide right. Lamar Smith scores on 17-yard touchdown run at 3:34.

***Playoff Game**

LARGEST COMEBACKS

DOLPHINS

MARGIN	SCORE/ QUARTER	FINAL SCORE	DATE	OPPONENT
1. 24 points	0-24 (3rd)	34-27	12/15/74	NEW ENGLAND
2. 18 points	3-21 (2nd)	24-21	1/4/86	CLEVELAND*
3. 18 points	3-21 (2nd)	24-21	11/14/71	PITTSBURGH
4. 17 points	0-17 (3rd)	21-17	11/10/68	at Buffalo
17 points	3-20 (2nd)	31-23	11/12/89	at N.Y. Jets
17 points	7-24 (3rd)	28-24	11/27/94	at N.Y. Jets
17 points	0-17 (2nd)	28-20	10/29/00	GREEN BAY

NOTE: Miami's largest fourth-quarter comeback was from a 16-point deficit (0-16 to 21-16) against New Orleans on September 28, 1980.

OPPONENTS

MARGIN	SCORE/ QUARTER	FINAL SCORE	DATE	OPPONENT
1. 23 points	7-30 (4th)	40-37 (OT)	10/23/00	at N.Y. Jets
2. 21 points	0-21 (2nd)	34-31 (OT)	10/25/87	BUFFALO
3. 21 points	3-24 (3rd)	27-24 (OT)	10/8/95	INDIANAPOLIS
4. 18 points	10-28 (2nd)	45-28	10/9/77	at Baltimore
5. 17 points	0-17 (3rd)	21-17	10/14/01	at N.Y. Jets
6. 15 points	6-21 (3rd)	22-21	1/9/95	at San Diego*
15 points	18-33 (4th)	36-33 (OT)	10/27/97	CHICAGO

	MARGIN	SCORE/ QUARTER	FINAL SCORE	DATE	OPPONENT
8.	14 points	0-14 (3rd)	21-24	10/27/68	at Denver
	14 points	0-14 (3rd)	31-28	10/3/76	L.A. RAMS
	14 points	14-28 (4th)	34-28 (OT)	11/18/84	at San Diego
	14 points	7-21 (2nd)	28-21	9/13/87	NEW ENGLAND
	14 points	0-14 (1st)	40-21	11/15/87	at Indianapolis
	14 points	0-14 (2nd)	34-14	11/26/89	PITTSBURGH
	14 points	0-14 (1st)	35-31	9/1/91	at Buffalo

* Playoff Game

DOLPHINS' 10 LARGEST MARGINS

... OF VICTORY

	MARGIN	SCORE	DATE	OPPONENT
1.	52 points	52-0	11/12/72	NEW ENGLAND
2.	44 points	44-0	11/11/73	BALTIMORE
3.	43 points	43-0	10/19/75	at N.Y. Jets
4.	42 points	42-0	9/10/78	at Baltimore
	42 points	45-3	11/24/86	N.Y. JETS
	42 points	42-0	10/11/87	KANSAS CITY
7.	41 points	55-14	11/24/77	at St. Louis
8.	38 points	45-7	12/20/70	BUFFALO
	38 points	41-3	10/17/71	NEW ENGLAND
	38 points	52-14	9/3/95	N.Y. JETS

... OF DEFEAT

	MARGIN	SCORE	DATE	OPPONENT
1.	55 points	62-7	1/15/00	at Jacksonville*
2.	45 points	48-3	9/28/68	KANSAS CITY
3.	41 points	41-0	10/8/67	at Kansas City
	41 points	41-0	12/14/97	at Indianapolis
5.	35 points	35-0	11/1/70	at Baltimore
	35 points	42-7	10/13/91	at Kansas City
	35 points	38-3	1/9/99	at Denver*
8.	34 points	58-24	9/18/66	at Buffalo
	34 points	44-10	10/2/66	at San Diego
	34 points	34-0	10/12/80	at New England

* Playoff Game

DOLPHINS HOME & AWAY

YEAR	HOME	PCT.	ROAD	PCT.	OVERALL	PCT.
1966	2-5	.286	1-6	.143	3-11	.214
1967	4-3	.571	0-7	.000	4-10	.286
1968	1-5-1	.214	4-3	.571	5-8-1	.393
1969	2-3-1	.417	1-7*	.125	3-10-1	.250
1970	6-1	.857	4-3	.571	10-4	.714
1971	6-1	.857	4-2-1	.643	10-3-1	.750
1972	7-0	1.000	7-0	1.000	14-0	1.000
1973	7-0	1.000	5-2	.714	12-2	.857
1974	7-0	1.000	4-3	.571	11-3	.786
1975	5-2	.714	5-2	.714	10-4	.714
1976	3-4	.429	3-4	.429	6-8	.429
1977	6-1	.857	4-3	.571	10-4	.714

YEAR	HOME	PCT.	ROAD	PCT.	OVERALL	PCT.
1978	7-1	.875	4-4	.500	11-5	.688
1979	6-2	.750	4-4	.500	10-6	.625
1980	5-3	.625	3-5	.375	8-8	.500
1981	6-1-1	.813	5-3	.625	11-4-1	.719
1982	4-0	1.000	3-2	.600	7-2	.778
1983	7-1	.875	5-3	.625	12-4	.750
1984	7-1	.875	7-1	.875	14-2	.875
1985	8-0	1.000	4-4	.500	12-4	.750
1986	4-4	.500	4-4	.500	8-8	.500
1987	4-3	.571	4-4	.500	8-7	.533
1988	4-4	.500	2-6	.250	6-10	.375
1989	4-4	.500	4-4	.500	8-8	.500
1990	7-1	.875	5-3	.625	12-4	.750
1991	5-3	.625	3-5	.375	8-8	.500
1992	6-2	.750	5-3	.625	11-5	.688
1993	4-4	.500	5-3	.625	9-7	.563
1994	6-2	.750	4-4	.500	10-6	.625
1995	5-3	.625	4-4	.500	9-7	.563
1996	4-4	.500	4-4	.500	8-8	.500
1997	6-2	.750	3-5	.375	9-7	.563
1998	7-1	.875	3-5	.375	10-6	.625
1999	5-3	.625	4-4	.500	9-7	.563
2000	5-3	.625	6-2	.750	11-5	.688
2001	7-1	.875	4-4	.500	11-5	.688
TOTALS	189-78-3	.706	141-132-1	.516	330-210-4	.610

*Includes 38-23 loss to Boston at Tampa

DOLPHINS MONTH-BY-MONTH

(Regular Season)

YEAR	SEPTEMBER	OCTOBER	NOVEMBER	DECEMBER	RECORD
1966	0-3	2-2	0-4	1-2	3-11
1967	1-1	0-4	1-3	2-2	4-10
1968	0-3	2-1-1	2-2	1-2	5-8-1
1969	0-3	1-2-1	1-4	1-1	3-10-1
1970	1-1	3-1	3-2	3-0	10-4
1971	1-0-1	4-1	4-0	1-2	10-3-1
1972	2-0	5-0	4-0	3-0	14-0
1973	2-1	4-0	4-0	2-1	12-2
1974	2-1	3-1	3-1	3-0	11-3
1975	1-1	4-0	2-2	3-1	10-4
1976	2-1	2-3	1-3	1-1	6-8
1977	2-0	3-2	3-1	2-1	10-4
1978	2-2	4-1	2-2	3-0	11-5
1979	4-1	2-2	3-2	1-1	10-6
1980	3-1	1-3	2-3	2-1	8-8
1981	4-0	1-2-1	2-2	4-0	11-4-1
1982	2-0	0-0	1-1	4-1*	7-2
1983	3-1	3-2	3-1	3-0	12-4
1984	5-0	4-0	3-1	2-1	14-2
1985	3-1	2-2	3-1	4-0	12-4
1986	1-3	2-2	3-2	2-1	8-8
1987	1-1	1-3	3-2	3-1	8-7
1988	1-3	4-1	0-4	1-2	6-10
1989	1-2	3-2	3-1	1-3	8-8
1990	3-1	3-0	3-1	3-2	12-4
1991	2-3	1-2	3-1	2-2	8-8
1992	3-0	3-1	2-3	3-1	11-5
1993	2-1	4-0	3-1	0-5+	9-7
1994	3-1	3-1	2-2	2-2	10-6
1995	3-0	2-3	1-3	3-1	9-7
1996	3-1	1-3	2-2	2-2	8-8

YEAR	SEPTEMBER	OCTOBER	NOVEMBER	DECEMBER	RECORD
1997	2-2@	3-1	3-2	1-2	9-7
1998	3-0	2-2	3-2	2-2	10-6
1999	2-0	4-1	2-2	1-4^	9-7
2000	3-1	3-1	3-1	2-2	11-5
2001	2-1	2-1	3-1	4-2\$	11-5
TOTALS	75-41-1	91-53-3	86-65	78-51	330-210-4

* Includes January 2, 1983, 34-7 win at Baltimore; + Includes January 2, 1994, 33-27 loss at New England; @ Includes August 31, 1997, 16-10 win over Indianapolis; ^ includes January 2, 2000, 21-10 loss at Washington; \$ includes January 6, 2002, 34-7 win over Buffalo.

PRIME TIME DOLPHINS

YEAR	DATE	OPPONENT	SCORE		NETWORK	ATTENDANCE
1970	Mon., Nov. 30	at Atlanta	20-7	W	ABC	53,303
1971	Mon., Nov. 29	CHICAGO	34-3	W	ABC	73,071
1972	Mon., Nov. 27	ST. LOUIS	31-10	W	ABC	78,190
1973	Mon., Oct. 15	at Cleveland	17-9	W	ABC	72,070
1973	Mon., Dec. 3	PITTSBURGH	30-26	W	ABC	68,901
1974	Mon., Oct. 7	N.Y. JETS	21-17	W	ABC	61,527
1974	Mon., Dec. 2	CINCINNATI	24-3	W	ABC	71,962
1975	Mon., Sept. 22	OAKLAND	21-31	L	ABC	78,744
1975	Mon., Dec. 1	NEW ENGLAND	20-7	W	ABC	61,963
1976	Mon., Sept. 13	at Buffalo	30-21	W	ABC	77,683
1976	Mon., Nov. 22	BALTIMORE	16-17	L	ABC	62,104
1977	Mon., Dec. 5	BALTIMORE	17-6	W	ABC	68,977
1978	Mon., Oct. 9	CINCINNATI	21-0	W	ABC	54,729
1978	Mon., Nov. 20	at Houston	30-35	L	ABC	50,290
1978	Mon., Dec. 18	NEW ENGLAND	23-3	W	ABC	72,071
1979	Mon., Oct. 8	at Oakland	3-13	L	ABC	52,419
1979	Mon., Nov. 5	HOUSTON	6-9	L	ABC	70,273
1979	Thur., Nov. 29	NEW ENGLAND	39-24	W	ABC	69,174
1980	Mon., Oct. 27	at N.Y. Jets	14-17	L	ABC	53,046
1980	Thur., Nov. 20	SAN DIEGO	24-27	L (OT)	ABC	63,013
1980	Mon., Dec. 8	NEW ENGLAND	16-13	W (OT)	ABC	63,292
1981	Thur., Sept. 10	PITTSBURGH	30-10	W	ABC	74,190
1981	Mon., Oct. 12	at Buffalo	21-31	L	ABC	78,576
1981	Mon., Nov. 30	PHILADELPHIA	13-10	W	ABC	67,797
1982	Mon., Nov. 29	at Tampa Bay	17-23	L	ABC	54,854
1982	Mon., Dec. 27	BUFFALO	27-10	W	ABC	73,924
1983	Mon., Sept. 19	at L.A. Raiders	14-27	L	ABC	57,796
1983	Mon., Nov. 28	CINCINNATI	38-14	W	ABC	74,506
1983	Fri., Dec. 16	N.Y. JETS	34-14	W	ABC	59,975
1984	Mon., Sept. 17	at Buffalo	21-17	W	ABC	65,455
1984	Mon., Nov. 26	N.Y. JETS	28-17	W	ABC	74,884
1984	Mon., Dec. 17	DALLAS	28-21	W	ABC	74,139
1985	Mon., Oct. 14	at N.Y. Jets	7-23	L	ABC	73,807
1985	Mon., Dec. 2	CHICAGO	38-24	W	ABC	75,594
1985	Mon., Dec. 16	NEW ENGLAND	30-27	W	ABC	69,489
1986	Mon., Nov. 10	at Cleveland	16-26	L	ABC	77,949
1986	Mon., Nov. 24	N.Y. JETS	45-3	W	ABC	70,206
1986	Mon., Dec. 22	NEW ENGLAND	27-34	L	ABC	74,516
1987	Sun., Nov. 22	at Dallas	20-14	W	ESPN	56,519
1987	Mon., Dec. 7	N.Y. JETS	37-28	W	ABC	62,592
1987	Sun., Dec. 20	WASHINGTON	23-21	W	ESPN	65,715
1987	Mon., Dec. 28	NEW ENGLAND	10-24	L	ABC	61,192
1988	Mon., Nov. 14	BUFFALO	6-31	L	ABC	67,091
1988	Sun., Nov. 20	NEW ENGLAND	3-6	L	ESPN	53,526
1988	Mon., Dec. 12	CLEVELAND	38-31	W	ABC	61,884
1989	Sun., Dec. 10	NEW ENGLAND	31-10	W	ESPN	55,918
1990	Thur., Oct. 18	NEW ENGLAND	17-10	W	TNT	62,630
1990	Mon., Nov. 19	L.A. RAIDERS	10-13	L	ABC	70,553
1990	Sun., Dec. 9	PHILADELPHIA	23-20	W (OT)	ESPN	67,034
1991	Sun., Nov. 10	NEW ENGLAND	30-20	W	ESPN	56,065

YEAR	DATE	OPPONENT	SCORE		NETWORK	ATTENDANCE
1991	Mon., Nov. 18	BUFFALO	27-41	L	ABC	71,062
1991	Mon., Dec. 9	CINCINNATI	37-13	W	ABC	60,616
1992	Mon., Sept 14	at Cleveland	27-23	W	ABC	74,765
1992	Mon., Nov. 16	BUFFALO	20-26	L	ABC	70,629
1992	Mon., Dec. 14	L.A. RAIDERS	20-7	W	ABC	67,098
1992	Sun., Dec. 20	N.Y. JETS	19-17	W	ESPN	68,275
1993	Mon., Oct. 4	WASHINGTON	17-10	W	ABC	68,568
1993	Sun., Oct. 24	INDIANAPOLIS	41-27	W	TNT	57,301
1993	Mon., Dec 13	PITTSBURGH	20-21	L	ABC	70,232
1993	Mon., Dec. 27	at San Diego	20-45	L	ABC	60,311
1994	Sun., Oct. 2	at Cincinnati	23-7	W	TNT	55,056
1994	Sun., Dec. 4	BUFFALO	31-42	L	ESPN	69,358
1994	Mon., Dec. 12	KANSAS CITY	45-28	W	ABC	71,578
1994	Sun., Dec. 25	DETROIT	27-20	W	ESPN	70,980
1995	Mon., Sept. 18	PITTSBURGH	23-10	W	ABC	72,874
1995	Sun., Nov. 5	at San Diego	24-14	W	ESPN	61,996
1995	Mon., Nov. 20	SAN FRANCISCO	20-44	L	ABC	73,080
1995	Mon., Dec. 11	KANSAS CITY	13-6	W	ABC	70,321
1996	Sun., Sept. 8	at Arizona	38-10	W	TNT	55,444
1996	Mon., Sept. 23	at Indianapolis	6-10	L	ABC	60,891
1996	Mon., Nov. 25	PITTSBURGH	17-24	L	ABC	73,489
1996	Mon., Dec. 16	BUFFALO	16-14	W	ABC	67,016
1997	Sun., Sept. 21	at Tampa Bay	21-31	L	TNT	73,314
1997	*Mon., Oct. 27	CHICAGO	33-36	L (OT)	ABC	73,156
1997	Mon., Nov. 17	BUFFALO	30-13	W	ABC	74,155
1997	Sun., Dec. 7	DETROIT	33-30	W	ESPN	72,266
1997	Mon., Dec. 22	NEW ENGLAND	12-14	L	ABC	74,379
1998	Mon., Oct. 12	at Jacksonville	21-28	L	ABC	74,051
1998	Mon., Nov. 23	at New England	23-26	L	ABC	58,729
1998	Sun., Dec. 13	N.Y. JETS	16-21	L	ESPN	74,369
1998	Mon., Dec. 21	DENVER	31-21	W	ABC	74,363
1999	Mon., Sept. 13	at Denver	38-21	W	ABC	75,623
1999	Mon., Oct. 4	BUFFALO	18-23	L	ABC	74,073
1999	Sun., Nov. 7	TENNESSEE	17-0	W	ESPN	74,109
1999	Mon., Dec. 27	N.Y. JETS	31-38	L	ABC	74,230
2000	Sun., Sept. 17	BALTIMORE	19-6	W	ESPN	73,464
2000	Mon., Oct. 23	at N.Y. Jets	37-40	L (OT)	ABC	78,389
2001	Sun., Sept. 9	at Tennessee	31-23	W	ESPN	68,798
2001	Mon., Dec. 10	INDIANAPOLIS	41-6	W	ABC	73,858

TOTALS: 36-29 Monday Night (30-16 home, 6-13 road); 19-5 Other (14-4 home, 5-1 road)

* Game originally scheduled for Sun., Oct. 26 postponed to Mon., Oct. 27 due to Game 7 of World Series

DOLPHINS' 10 LARGEST CROWDS

1966-96 = actual attendance

1997-01 = paid attendance

HOME (Pro Player Stadium, 1987-01)

ATTENDANCE	DATE	OPPONENT	RESULT
1. 75,283	10/27/96	Dallas	10-29 L
2. 74,379	12/22/97	New England	12-14 L
3. 74,369	12/13/98	N.Y. Jets	16-21 L
4. 74,363	12/21/98	Denver	31-21 W
5. 74,320	11/19/00	N.Y. Jets	3-20 L
6. 74,307	12/10/00	Tampa Bay	13-16 L
7. 74,295	11/21/99	New England	27-17 W
8. 74,259	11/18/01	N.Y. Jets	0-24 L
9. 74,230	12/27/99	N.Y. Jets	31-38 L
10. 74,155	11/17/97	Buffalo	30-13 W

HOME (Orange Bowl, 1966-86)

	ATTENDANCE	DATE	OPPONENT		RESULT
1.	78,939	1/2/72	Baltimore	21-0	W
2.	78,914	11/19/72	N.Y. Jets	28-24	W
3.	78,744	9/22/75	Oakland	21-31	L
4.	78,196	12/24/72	Cleveland	20-14	W
5.	77,596	10/15/72	San Diego	24-10	W
6.	76,801	11/27/72	St. Louis	31-10	W
7.	76,696	12/16/72	Baltimore	16-0	W
8.	76,029	1/6/85	Pittsburgh	45-28	W
9.	75,770	12/23/73	Cincinnati	34-16	W
10.	75,594	12/2/85	Chicago	38-24	W

ROAD

	ATTENDANCE	DATE	OPPONENT		RESULT
1.	103,667	1/30/83	*Washington (at Pasadena)	17-27	L
2.	85,462	1/14/73	*Washington (at L.A.)	14-7	W
3.	84,059	1/20/85	*San Francisco (at Stanford)	16-38	L
4.	80,591	1/16/72	*Dallas (at New Orleans)	3-24	L
5.	80,374	11/18/79	Cleveland	24-30	L
6.	80,368	10/4/92	Buffalo	37-10	W
7.	80,252	9/1/91	Buffalo	31-35	L
8.	80,235	12/23/90	Buffalo	14-24	L
9.	80,208	10/29/89	Buffalo	17-31	L
10.	79,829	9/17/72	Kansas City	20-10	W

*Super Bowl

ATTENDANCE

7 home, 7 away from 1966-1977; 8 home, 8 away from 1979-1981, 1983-86, 1988-01; 4 home, 5 away in 1982; 7 home, 8 away in 1987

TICKETS DISTRIBUTED, REGULAR SEASON

YEAR	HOME TOTAL	HOME AVERAGE	ROAD TOTAL	ROAD AVERAGE	TICKETS DIST.
1966	183,934	26,276	243,276	34,754	427,210
1967	202,874	28,982	256,029	36,576	458,903
1968	216,734	30,962	252,271	36,039	469,005
1969	242,815	34,687	280,957	40,137	523,772
1970	440,141	62,877	348,918	49,845	789,059
1971	482,879	68,982	413,194	59,028	896,073
1972	557,881	79,697	421,503	60,215	979,384
1973	551,270	78,753	474,477	67,782	1,025,747
1974	537,418	76,774	409,643	58,520	947,061
1975	487,758	69,680	424,325	60,618	912,083
1976	400,109	57,158	431,595	61,656	831,704
1977	370,282	52,898	405,979	57,997	776,261
1978	488,068	61,009	434,188	54,274	922,256
1979	498,080	62,260	498,262	62,283	996,342
1980	423,500	52,938	463,890	57,986	887,390
1981	515,103	64,388	468,204	58,526	983,307
1982	247,173	61,975	235,044	47,008	482,217
1983	527,358	65,920	490,497	61,312	1,017,855
1984	542,722	67,840	488,166	61,021	1,030,888
1985	560,447	70,055	514,831	64,354	1,075,278
1986	538,683	67,335	556,232	69,529	1,094,915
1987	476,610	68,087	451,943	56,493	928,553
1988	535,851	66,981	533,744	66,178	1,069,595
1989	492,455	61,557	504,448	63,056	996,903
1990	532,931	66,616	528,665	66,083	1,057,287
1991	507,935	63,492	527,132	65,892	1,035,067
1992	543,995	67,999	539,319	67,415	1,083,314

YEAR	HOME TOTAL	HOME AVERAGE	ROAD TOTAL	ROAD AVERAGE	TICKETS DIST.
1993	570,676	71,335	540,515	67,564	1,111,191
1994	593,480	74,185	517,482	64,685	1,110,962
1995	601,954	75,244	528,517	65,940	1,130,471
1996	600,849	75,106	514,408	64,301	1,115,257

ACTUAL, REGULAR SEASON

YEAR	HOME TOTAL	HOME AVERAGE	ROAD TOTAL	ROAD AVERAGE	ALL ACTUAL
1966	177,349	25,336	237,423	33,918	414,772
1967	189,815	27,116	238,289	34,041	428,104
1968	208,987	29,856	237,849	33,978	446,836
1969	226,348	32,335	264,191	37,742	490,539
1970	413,422	59,060	334,422	47,774	747,844
1971	464,658	66,380	403,174	57,596	867,832
1972	544,162	77,737	414,056	59,151	880,058
1973	442,482	63,212	437,554	62,508	880,036
1974	457,768	65,395	397,324	56,761	855,092
1975	453,353	64,765	401,731	57,390	855,084
1976	358,817	51,260	418,727	59,818	777,544
1977	339,698	48,528	383,253	54,750	722,951
1978	465,251	58,156	421,856	52,732	887,107
1979	455,137	56,892	475,116	59,390	930,253
1980	384,829	48,104	439,024	54,878	823,853
1981	489,292	61,161	459,962	57,495	949,254
1982	239,346	59,837	205,948	43,390	445,294
1983	487,939	60,992	451,995	56,499	939,934
1984	524,874	65,609	471,050	58,883	995,924
1985	542,228	67,812	491,990	61,499	1,034,218
1986	467,288	58,411	529,603	66,200	996,891
1987	394,672	56,382	392,118	49,015	786,790
1988	469,276	58,660	470,243	58,780	939,519
1989	447,663	55,958	481,003	60,125	928,666
1990	510,359	63,794	508,113	63,514	1,018,472
1991	476,858	59,607	496,006	62,001	972,864
1992	512,576	64,072	505,503	63,188	1,018,079
1993	537,920	67,240	519,542	64,943	1,057,462
1994	558,057	69,757	506,381	63,298	1,064,438
1995	560,917	70,115	501,583	62,698	1,062,500
1996	545,918	68,240	476,379	59,547	1,022,297

PAID, REGULAR SEASON

YEAR	HOME TOTAL	HOME AVERAGE	ROAD TOTAL	ROAD AVERAGE	PAID TOTAL
1997	574,811	71,851	522,208	65,276	1,097,019
1998	581,784	72,723	546,530	68,316	1,128,314
1999	592,161	74,020	547,485	68,436	1,139,646
2000	589,909	73,738	528,974	66,121	1,118,883
2001	588,127	73,515	531,480	66,435	1,119,607

SEASON TICKETS, PRESEASON

YEAR	SEASON TICKETS	PRESEASON HOME	PRESEASON ROAD	PRESEASON TOTAL
1966	12,503	1- 36,366	3- 55,154	4- 91,520
1967	13,050	2- 86,693	3- 39,414	5-126,107
1968	14,924	3-145,257	2- 27,003	5-172,260
1969	17,478	3-140,514	3- 67,759	6-208,273
1970	26,161	4-246,176	2- 46,008	6-292,184
1971	44,834	4-237,753	2- 92,344	6-330,097
1972	69,303	3-222,821	3-161,100	6-383,921
1973	74,961	4-313,411	2-104,550	6-417,961
1974	67,322	3-193,442	3-157,681	6-351,123
1975	49,026	4-213,186	2-107,190	6-320,376
1976	44,494	2-102,338	4-227,598	6-329,936
1977	34,838	2- 81,517	4-218,777	6-300,294
1978	41,456	2- 97,461	*3-142,278	5-239,739
1979	41,140	2- 94,095	2-118,327	4-212,422

YEAR	SEASON TICKETS	PRESEASON HOME	PRESEASON ROAD	PRESEASON TOTAL
1980	38,385	2- 83,331	2-115,230	4-198,561
1981	37,574	2- 82,792	2-102,272	4-185,064
1982	39,208	2- 91,938	2-115,581	4-207,519
1983	42,039	1- 38,735	3-160,308	4-199,043
1984	43,187	1- 46,705	3-147,125	4-193,830
1985	46,435	2- 78,686	2- 78,501	4-157,187
1986	50,729	2- 96,581	2-104,500	4-201,081
1987	63,096	2-129,687	2-113,016	4-242,703
1988	53,839	2-101,065	≠3-152,384	5-253,449
1989	44,869	2- 92,833	2-108,150	4-200,983
1990	45,570	2- 89,586	2-108,853	4-198,439
1991	47,148	2- 94,038	#3-175,064	5-269,102
1992	43,846	2- 92,939	‡3-183,934	5-276,873
1993	47,996	2- 93,129	2-111,181	4-204,310
1994	48,809	2- 98,466	3-161,412	5-259,878
1995	53,606	2-100,301	2-101,174	4-201,475
1996	60,808	2-106,739	2- 90,898	4-197,637
1997	55,373	2-115,182	@3-198,742	5-313,924
1998	56,002	2-121,099	2-117,457	4-238,556
1999	60,042	2-121,038	2-124,347	4-245,385
2000	58,113	2-118,990	2- 92,826	4-211,816
2001	57,803	2-118,990	\$3-147,591	5-266,581

* includes 18,355 in Hall of Fame game at Canton, Ohio.

≠ includes 70,535 in American Bowl game in London, England

includes 51,122 in American Bowl game in Tokyo, Japan

‡ includes 60,813 in American Bowl game in Berlin, Germany

@ includes 104,629 in American Bowl game in Mexico City, Mexico

\$ includes 22,736 in Hall of Fame Game at Canton, Ohio

HISTORICAL HIGHLIGHTS

1965

- March 3 – Minneapolis lawyer Joseph Robbie meets AFL Commissioner Joe Foss in Washington, and Foss advises Robbie to apply for an expansion franchise in Miami.
- May 6 – Joseph Robbie meets Miami Mayor Robert King High to ascertain the availability of the Orange Bowl stadium, and the mayor agrees to invite the AFL to Miami.
- June 7 – AFL Executive Committee votes to expand in 1966 at a meeting in Monmouth Park, N.J.
- Aug. 16 – AFL awards its first expansion franchise to Joseph Robbie and television star Danny Thomas for \$7.5 million.
- Nov. 27 – Miami picks Kentucky QB Rick Norton and Illinois RB Jim Grabowski in first round of AFL's college draft. Tulsa WR Howard Twilley is selected in 12th round.
- Dec. 16 – Miami Dolphins, Ltd. organizes as a Florida limited partnership. Joseph Robbie becomes Managing General Partner and Danny Thomas Sports, Inc., becomes the other general partner.

1966

- Jan. 15 – Miami picks 31 players from eight teams in AFL expansion draft. One of the draftees, T Norm Evans of Houston, would play 10 seasons at right tackle.
- Jan. 29 – George Wilson becomes first head coach after eight years coaching the Detroit Lions (57-46-6 and NFL champions in 1957) and one year as a Washington assistant.
- June 8 – AFL merges into NFL with Pete Rozelle as commissioner. An AFL-NFL championship game is scheduled for the next January followed by a common draft.
- July 5 – Dolphins open first training camp at St. Petersburg Beach as 83 players report.
- Aug. 7 – Training camp moves to St. Andrews School in Boca Raton, Fla.
- Sept. 2 – Joe Auer returns opening kickoff 95 yards for Dolphin TD in first regular-season game, but Oakland wins, 23-14, at Orange Bowl before 26,776 spectators.

- Oct. 16 – Dolphins end string of nine losses (four in pre-season) by defeating Denver, 24-7, with a George Wilson, Jr. screen pass to Billy Joe turning into a 67-yard TD. Only 23,393 spectators were at Orange Bowl.
- Dec. 18 – QB John Stofa passes for four TDs, capped by 14-yard strike to Joe Auer with 38 seconds remaining, for 29-28 victory over Houston at Orange Bowl before 20,045 spectators.

1967

- March 14 – Miami picks Purdue QB Bob Griese in first round of common draft. Griese is the fourth player selected.
- June 1 – Joseph Robbie and W. H. Keland purchase the interest of Danny Thomas and agree to equalize present holdings in Miami Dolphins, Ltd., whenever either acquires outside holdings.
- Aug. 19 – Record crowd of 50,822 sees first interleague game, which Atlanta wins, 27-17.
- Sept. 17 – QB John Stofa breaks his right ankle shortly after scoring a TD, and rookie Bob Griese directs 35-21 victory over Denver at Orange Bowl. RB Abner Haynes gains 151 yards in season opener. Griese throws 68-yard TD pass to Joe Auer.
- Nov. 26 – Dolphins end eight-game losing streak by defeating Buffalo, 17-14, on a fourth-down, 31-yard TD pass from Bob Griese to Howard Twilley with 1:01 remaining.
- Dec. 27 – Miami trades QB John Stofa to expansion club Cincinnati for 1968 draft picks in first and second rounds

1968

- Jan. 30 – Miami picks Syracuse FB Larry Csonka in first round of draft. Csonka is the eighth player selected.
- Aug. 17 – Dolphins gain first interleague victory, 23-7 over Philadelphia at Orange Bowl.
- Aug. 31 – AFL-record crowd of 68,125 at Orange Bowl sees Coach Don Shula's Baltimore Colts win interleague game, 22-13. WR Jack Clancy (67 catches as rookie) injures left knee, putting him out for season.
- Nov. 24 – Rookie strong safety Dick Anderson returns interception 96 yards for TD in 34-10 victory over Boston at Fenway Park.
- Dec. 8 – QB Bob Griese sets then-club records with 2,473 yards, 186 completions and 21 TDs for season after directing 38-7 victory over Boston at Orange Bowl. Griese misses final game due to bruised knee.

1969

- Jan. 28 – Miami picks Georgia DE Bill Stanfill in first round of draft. Stanfill is the 11th player selected.
- March 24 – Miami obtains all-time AFL middle linebacker Nick Buoniconti from Boston in trade for QB Kim Hammond and LB John Bramlett.
- May 10 – Pro football realignment for 1970 places Dolphins in AFC East with Boston, Buffalo, New York Jets and NFL's Baltimore.
- May 16 – Joseph Robbie becomes majority owner of Dolphins when he is joined by five Miami businessmen in purchasing the interest of W. H. Keland.
- July 2 – Miami obtains G Larry Little, a native of Miami, from San Diego in trade for CB Mack Lamb.
- Sept. 14 – QB Bob Griese passes for a then-record 327 yards and rookie Mercury Morris returns kickoff 105 yards for TD, but Dolphins lose season opener, 27-21 at Cincinnati.
- Oct. 26 – Dolphins notch first victory after 0-4-1 start as LB Nick Buoniconti helps restrict rookie O.J. Simpson to 12 yards on 10 carries. Miami wins 24-6 over Buffalo at Orange Bowl.
- Nov. 9 – Only 8,374 spectators brave a downpour at Boston College and FB Larry Csonka splashes 54 yards for TD in 17-16 victory over Patriots. QB Bob Griese injures right knee, putting him out for final five games.

1970

- Jan. 27 – Miami obtains WR Paul Warfield from Cleveland in trade for 1970 first-round draft pick.
- Feb. 18 – Don Shula, 40, becomes head coach and vice president after seven years coaching the Baltimore Colts (71-23-4). He succeeds George Wilson, who coached the Dolphins for four years (15-39-2).

- April 11 – Dolphins join scouting combine BLESTO-V.
- April 13 – NFL Commissioner Pete Rozelle gives the Dolphins' 1971 first- round draft pick to Baltimore as compensation for loss of Don Shula.
- April 20 – Don Shula completes coaching staff with Mike Scarry (defensive line), Monte Clark (offensive line), Bill Arnsparger (defensive coordinator), Howard Schnellenberger (offensive coordinator), Carl Taseff (offensive backs) and holdover Tom Keane (defensive backs).
- April 25 – Don Shula meets 47 players for indoctrination camp at University of Miami.
- July 12 – Rookies report to new training headquarters at Biscayne College in North Miami.
- Aug. 29 – Record crowd of 76,712 sees fourth consecutive pre-season victory, 20-13 over Baltimore.
- Oct. 3 – Dolphins post first-ever victory over Oakland, 20-13, as WR Paul Warfield catches two TD passes.
- Oct. 10 – Dolphins post first-ever victory over New York Jets, 20-6, and QB Joe Namath (93-161 for 1,506 yards and 12 TDs in eight previous meetings), 20-6.
- Nov. 22 – Dolphins reverse a 35-0 loss by defeating Baltimore, 34-17 at Orange Bowl, as free safety Jake Scott returns punt 77 yards for TD.
- Dec. 20 – Dolphins extend winning streak to six games and clinch playoff berth with 45-7 victory over Buffalo at Orange Bowl.

1971

- Sept. 1 – Miami obtains LB Bob Matheson from Cleveland in trade for 1972 second-round pick and Matheson later becomes key to the 53 Defense.
- Oct. 17 – QB Bob Griese sets NFL record with three consecutive passes for TDs in first quarter of 41-3 victory over New England at Orange Bowl.
- Nov. 7 – Dolphins post first-ever shutout, 34-0 over Buffalo at Orange Bowl, although Bills gained 364 yards.
- Nov. 14 – QB Bob Griese, despite illness, rallies Dolphins from 21-3 deficit to a 24-21 victory over Pittsburgh at Orange Bowl with record 86-yard TD pass to Paul Warfield.
- Dec. 19 – Record regular-season crowd of 74,215 paid sees Dolphins win AFC East title by defeating Green Bay, 27-6. FB Larry Csonka becomes club's first 1,000-yard rusher with 1,051 yards, and placekicker Garo Yepremian leads NFL with 117 points.
- Dec. 25 – Dolphins win longest game (82 minutes, 40 seconds) in pro football history, 27-24 at Kansas City, as Garo Yepremian kicks 37-yard field goal in second overtime of AFC semifinal playoff.

1972

- Jan. 2 – Dolphins stymie Baltimore, 21-0, for first AFC Championship before 78,629 spectators at Orange Bowl. Colts are scoreless for first time in 97 games and strong safety Dick Anderson returns interception 62 yards for clinching TD.
- Jan. 16 – Dallas rushes for 252 yards in defeating Dolphins 24-3 in Super Bowl VI before 81,035 spectators at Tulane Stadium in New Orleans.
- April 25 – Dolphins claim 16-year pro QB Earl Morrall, age 38, on waivers from Baltimore.
- Oct. 1 – Dolphins end season ticket sale at record 69,303.
- Oct. 15 – QB Earl Morrall replaces injured Bob Griese (broken right leg, dislocated ankle) at Orange Bowl and finishes 24-10 victory over San Diego for 5-0 record.
- Nov 12 – Don Shula becomes first NFL coach to win 100 regular-season games in 10 seasons as Dolphins smother New England, 52-0, with 501 total yards at Orange Bowl.
- Dec. 16 – Dolphins achieve NFL's first 14-0 regular-season record and break NFL rushing record with 2,960 yards by defeating Baltimore 16-0 at Orange Bowl.
- Dec. 31 – QB Bob Griese comes off bench in 7-7 battle in third quarter after 10-game absence and rallies Dolphins to 21-17 victory at Pittsburgh to repeat as AFC Champions.

1973

- Jan. 14 – Dolphins cap a perfect season in Super Bowl VII at Los Angeles by defeating Washington 14-7 for NFL's first unbeaten, untied record. A 28-yard TD pass from Bob Griese to Howard Twilley and interceptions by LB Nick Buoniconti and safety Jake Scott are key plays.

- April 18 – Dolphins surpass NFL record with 74,961 season ticket sales. Kansas City held old record of 72,855 in 1972.
- Sept. 30 – RB Mercury Morris sets single-game rushing record of 197 yards on 15 carries with three TDs (24, 70, 35) in 44-23 win over New England at Orange Bowl.
- Nov. 11 – Dolphins shut out Baltimore for fourth consecutive time, 44-0, as CB Tim Foley returns two blocked punts for TDs at Orange Bowl.
- Dec. 15 – WR Paul Warfield catches four TD passes (21, 7, 16, 4) from Bob Griese in first half of 34-7 victory over Detroit at Orange Bowl. Dolphins compile best two-year record (26-2) in NFL history.
- Dec. 30 – Dolphins rush for 266 yards in defeating Oakland 27-10 for unprecedented third straight AFC Championship at Orange Bowl.

1974

- Jan. 13 – Dolphins overpower Minnesota 24-7 in Super Bowl VIII at Rice Stadium in Houston for second consecutive NFL Championship. FB Larry Csonka gains 145 yards on 33 carries as Dolphins outscore three playoff foes, 85-33.
- Jan. 20 – Garo Yepremian kicks five field goals for AFC, including 42- yarder with 21 seconds remaining, for 15-13 victory in Pro Bowl at Kansas City.
- March 31 – FB Larry Csonka, WR Paul Warfield and RB Jim Kiick sign \$3.3 million package deal in Toronto to play for John Bassett in World Football League.
- July 1 – NFL Players Association declares strike, and Dolphin Managing General Partner Joseph Robbie charges NFLPA with search and destroy mission.
- July 10 – Chicago Tribune Charities cancels July 26 College All-Star Game with Dolphins due to strike.
- July 17 – Seven veterans cross picket line: C Jim Langer, S Jake Scott, TE Jim Mandich, LB Bob Matheson, QB Earl Morrall and RBs Don Nottingham and Mercury Morris.
- Aug. 14 – Strike ends after seven weeks.
- Nov. 17 – Dolphins outlast Buffalo 35-28 at Orange Bowl on 23-yard TD by Don Nottingham with 19 seconds remaining; third time in season that Dolphins score winning points with less than 20 seconds to play.
- Dec. 2 – FB Larry Csonka gains 100 yards for 19th time with 123 yards in 24-3 victory over Cincinnati at Orange Bowl; is Miami's seventh consecutive win on Monday night TV.
- Dec. 15 – Dolphins rally from 24-point deficit to defeat New England 34-27 for 31st consecutive victory (excluding pre-season) at Orange Bowl. QB Earl Morrall passes for 288 yards as Miami closes with 11-3 record.
- Dec. 21 – Raiders spoil Dolphins' bid for third consecutive NFL Championship, 28-26, in AFC semifinal at Oakland on 8-yard TD pass from Ken Stabler to Clarence Davis with 26 seconds remaining.

1975

- Sept. 22 – Winning streak at Orange Bowl stops at 31 games after 31-21 loss to Oakland.
- Oct. 19 – Dolphins intercept Jets QB Joe Namath six times in 43-0 victory at New York.
- Oct. 22 – World Football League folds after losing \$30 million, but three ex-Dolphins remain under contract to John Bassett.
- Nov. 23 – QB Bob Griese suffers torn tendons in right foot during third quarter of 33-17 loss to Baltimore at Orange Bowl.
- Dec. 7 – Third-string QB Don Strock directs 31-21 victory over Buffalo at Orange Bowl for 12th consecutive win over Bills.
- Dec. 14 – Dolphins suffer 10-7 loss in overtime at Baltimore on 31-yard FG by Toni Linhart and miss qualifying for playoffs for first time in six years under Don Shula.

1976

- Jan. 22 – Prescription Athletic Turf (grass) approved for Orange Bowl stadium at a cost of \$244,500.
- March 30 – Seattle selects Dolphin original T Norm Evans in expansion draft; Tampa Bay selects LBs Bruce Elia and Doug Swift, who retires to enter medical school.
- Sept. 26 – Dolphins face QB Joe Namath of New York Jets for last time and post 16-0 shutout at Orange Bowl.
- Oct. 17 – WR Howard Twilley, last of Dolphin originals, surpasses 3,000 career yards with eight catches for 104 yards in 20-17 overtime loss to Kansas City at Orange Bowl.

- Dec. 5 – WR Freddie Solomon gains 252 yards in three-TD spectacular that includes 79-yard punt return, 53-yard pass play and 59-yard flanker reverse in 45-27 victory over Buffalo Bills at Orange Bowl.

1977

- March 14 – Dolphins agree to 10-year lease for use of Orange Bowl with three-year cancellation notice. New lease doubles rent to \$45,000 per game, but is less than City of Miami's proposed 10 percent of gross ticket sales.
- May 2 – QB Earl Morrall, age 43, who spent five seasons with the Dolphins, retires after a 21-year career. Morrall passed for 20,809 career yards and guided the Dolphins through most of undefeated 1972 season.
- Sept. 11 – QB Bob Griese, forced to wear eyeglasses because of problems with contact lenses, passes for two TDs in 27-21 pre-season victory at New York Giants.
- Nov. 24 – QB Bob Griese becomes first NFL quarterback since 1972 to throw six TD passes in a game, and Dolphins set records of 55 points and 503 yards in 55-14 rout on Thanksgiving Day at St. Louis.
- Dec. 5 – Rookie RB Leroy Harris gallops 77 yards for longest TD run in Dolphin history, capping a 17-6 victory over Baltimore at Orange Bowl.
- Dec. 15 – Maxwell Club of Philadelphia names QB Bob Griese as its Pro Player of Year.

1978

- Feb. 17 – Chuck Connor, 40, becomes Director of Player Personnel after three years of scouting for BLESTO. He succeeds Bobby Beathard, who resigned Feb. 7 to become general manager of the Washington Redskins.
- April 17 – Dolphins acquire RB Delvin Williams from San Francisco 49ers in exchange for WR Freddie Solomon, S Vern Roberson and picks in the first and fifth rounds of 1978 draft.
- Aug. 25 – QB Bob Griese suffers torn ligaments in left knee during 24-20 pre-season victory at Tampa Bay, and backup Don Strock guides Dolphins to 5-2 record before Griese returns as starter Oct. 22.
- Nov. 5 – A 17-point blitz in first quarter and five quarterback sacks enable Dolphins to upset defending Super Bowl champion Dallas Cowboys, 23-16 at Orange Bowl.
- Nov. 12 – Delvin Williams becomes first 1,000-yard rusher of 1978 with 144 yards and two TDs in 25-24 triumph at Buffalo, marking 18th straight win over Bills. Williams sets Dolphin record of 1,258 yards rushing in season.
- Dec. 10 – LB Larry Gordon intercepts three passes in 23-6 rout of Oakland Raiders at Orange Bowl to clinch wild-card berth in playoffs.
- Dec. 18 – Garo Yepremian ties NFL record with 16th consecutive field goal, capping 23-3 victory over New England and boosting Dolphins to 11-5 record.

1979

- Jan. 8 – Howard Schnellenberger, receivers and passing game coach, is named head coach at the University of Miami.
- Feb. 22 – FB Larry Csonka, 32, re-signs with Dolphins as a free agent after four-year absence in World Football League (1975) and with NFL's New York Giants (1976-78).
- Oct. 14 – Tony Nathan escapes on record 86-yard punt return for TD as Dolphins defeat Buffalo, 17-7, for 20th consecutive win in series.
- Nov. 29 – QB Bob Griese, benched in favor of Don Strock for second straight game, rallies Dolphins to 26 points in second half for 39-24 victory over New England as FB Larry Csonka scores three TDs.
- Dec. 9 – QB Bob Griese completes 17 of 22 passes for 229 yards in 28-10 win at Detroit which clinches AFC East title.
- Dec. 30 – Pittsburgh overpowers Dolphins with 20-point first quarter in 34-14 playoff victory at Pittsburgh, and Steelers eventually win Super Bowl XIV.

1980

- Sept. 5 – Don Shula signs four-year contract through 1983 season, canceling old pact which had one year remaining.
- Sept. 21 – QB Bob Griese wins his 100th game, coming off bench and passing for two TDs in fourth quarter for 20-17 victory at Atlanta.

- Nov. 9 – Rookie QB David Woodley passes for three TDs and runs for another two TDs in stunning 35-14 upset of defending National Conference champion Los Angeles Rams at Anaheim.

1981

- Feb. 5 – Six-time All-Pro guard Larry Little, 35, retires following a 14-year career which included 12 years with the Dolphins. He ended with 152 career starts.
- June 25 – QB Bob Griese, the 14th passer in football history to eclipse 25,000 yards, retires following a 14-year career with the Dolphins. He had presided over 101 of the 135 victories in the club's history (101-62-3) and was consensus All-Pro in 1971 and 1977. The six-time Pro Bowl quarterback held records of 1,926 completions in 3,429 attempts, 25,092 yards and 56.2 percent passing accuracy. He guided Miami to Super Bowl triumphs in 1972 and 1973.
- July 1 – Dolphin linebacker Rusty Chambers is killed in an automobile accident in Hammond, La.
- Sept. 10 – Rookie Tom Vigorito rambles 87 yards for record punt-return TD as Dolphins crush Pittsburgh 30-10 before 74,190 fans, the largest Orange Bowl crowd since 1975.
- Sept. 27 – Coach and son clash as Shula Bowl I has Don Shula opposed by Baltimore rookie punt returner David Shula. Dolphins outlast Colts 31-28 for fourth straight win in Baltimore.
- Oct. 4 – Wide receiver Nat Moore sets Dolphin record (since broken) with 210 receiving yards (on seven catches) as Miami and New York Jets play to 28-28 tie.
- Nov. 1 – Shula Bowl II, as the Dolphins defeat the Colts and David Shula 27-0 in Miami.
- Nov. 8 – Don Shula captures 200th NFL coaching victory when linebacker Bob Brudzinski intercepts pass in overtime to set up Uwe von Schamann for 30-yard field goal in 30-27 triumph at New England.

1982

- Jan. 2 – Dolphins overcome 24-0 deficit but succumb in overtime, 41-38, to San Diego in highest-scoring playoff game in history. Rolf Benirschke ends four-hour struggle with 29-yard field goal. It is the first game in NFL history where two quarterbacks, Miami reliever Don Strock and San Diego star Dan Fouts, both passed for more than 400 yards. Orange Bowl crowd of 73,735 comprised fourth sell-out of season.
- Sept. 21 – NFLPA calls players strike with games not resuming until November 21.
- Dec. 12 – In one of the most bizarre incidents in Miami Dolphin history, a work release parolee (Mark Henderson) cleared a space on the snow-frozen turf at New England's Sullivan Stadium that enabled the Patriots to kick a late fourth-quarter field goal and win the game 3-0 before 25,716 fans.
- Dec. 27 – The incredible record of not having won in 16 years in the Orange Bowl continued as the Dolphins scored 20 unanswered points in the second half to defeat the Buffalo Bills 27-10.

1983

- Jan. 8 – For the first time in nine years, the Dolphins win a playoff game, defeating the New England Patriots 28-13 before 68,842 fans.
- Jan. 16 – The Dolphins choke off the San Diego Chargers famed offense and defeat them 34-13 before 71,383 fans. The Chargers were held to only 247 yards in total offense, 203 yards below their league-leading average.
- Jan. 23 – A.J. Duhe sets an AFC playoff record with three interceptions, including one for a 35-yard touchdown romp, as the Dolphins defeat the New York Jets for the third time in one season to win the AFC crown, 14-0.
- Jan. 30 – In Pasadena, California, the Dolphins appear in their fourth Super Bowl, and in spite of leading with only 10 minutes to play, they lose 27-17 to Washington before a sell out crowd of 103,667 and a TV audience estimated at 115 million. Fulton Walker sets a Super Bowl record with a 98-yard kickoff return for a touchdown as he returns four kickoffs for a total of 190 yards.
- April 26 – The Dolphins select quarterback Dan Marino in the first-round of the 1983 draft (27th player overall).
- June 25 – Starting linebacker Larry Gordon dies of a rare heart disease while jogging in Arizona at the age of 28. Gordon had been the Dolphins' first-round draft choice in 1976 out of Arizona State.

- Oct. 9 – Quarterback Dan Marino and wide receiver Mark Duper make their first-ever starts for the Miami Dolphins, with Marino passing for 322 yards and Duper netting seven catches for 202 yards. The offensive explosion produces 971 total yards between the Dolphins and Bills, with Buffalo winning the Orange Bowl encounter, 38-35 in overtime.
- Nov. 28 – Dolphin Owner Joseph Robbie announces the signing of Head Coach Don Shula to a multi-year contract.
- Dec. 2 – Bill Arnsparger, the Dolphins' Assistant Head Coach and mastermind of the team's defense, resigns to become the head coach at Louisiana State University. His resignation is effective at the end of the season.
- Dec. 16 – With starting QB Dan Marino sidelined for the second consecutive game, relief pitcher Don Strock again steps in to help lead Miami to a 34-14 Orange Bowl win over the Jets. Safety Mike Kozlowski breaks open a close game when he returns two interceptions for touchdowns in a 61-second span in the fourth quarter. WR Mark Duper catches four passes for 71 yards to become the first Dolphin receiver to go over the 1,000-yard mark in a single season.
- Dec. 27 – The Dolphins name 54-year-old Chuck Studley as their Defense Coach to replace Bill Arnsparger. Studley had spent the 1983 season as defensive coordinator and then interim head coach of the Houston Oilers.

1984

- March 5 – Miami Dolphin Owner Joseph Robbie announces plans to build a new multi-purpose stadium in north Dade County. Mr. Robbie also announces acquisition of the land and discusses possible stadium funding.
- June 24 – Running back David Overstreet is killed in an automobile accident in Winona, Texas.
- Oct. 7 – The Dolphins beat Pittsburgh 31-7 to move Head Coach Don Shula into third place on the NFL's list for all-time winningest coaches.
- Oct. 21 – Wide receiver Nat Moore catches a 19-yard TD pass from QB Dan Marino for the 58th touchdown of his Dolphin career. That surpasses Larry Csonka's all-time club record of 57.
- Nov. 11 – The Dolphins remain the NFL's only unbeaten team as they improve their record to 11-0 (16 straight regular-season wins) with a 24-23 victory over Philadelphia. DE Doug Betters' block of an Eagle PAT with 1:52 remaining in the game seals the win.
- Dec. 2 – The Dolphins lose a 45-34 decision to the Raiders, but QB Dan Marino breaks the all-time NFL record for TD passes in a season with his 37th. He also shatters Dolphin single-game records for most yards passing (470), most completions (35) and most attempts (57).
- Dec. 17 – Miami ends the regular season with the best record in the AFC (14-2) following a 28-21 victory over Dallas. WR Mark Clayton catches three touchdown passes to give him 18 for the season as he eclipses the all-time NFL mark in that category. Dan Marino becomes the first-ever NFL quarterback to pass for over 5,000 yards in a season as he ends up with 5,084. Both Clayton (73-1,389) and WR Mark Duper (71-1,306) surpass prior Dolphin records for receptions and reception yardage in one season.
- Dec. 20 – QB Dan Marino is named as the NFL's Most Valuable Player by the Associated Press.

1985

- Jan. 6 – The Dolphins defeat the Steelers 45-28 in the AFC Championship game in Miami to earn a berth in Super Bowl XIX.
- Jan. 8 – Joseph Robbie gives the go-ahead to prepare final plans and specifications to construct the new 75,000-seat Dolphin Stadium.
- Jan. 20 – The Dolphins drop a 38-16 decision to the San Francisco 49ers in Super Bowl XIX before 84,059 fans at Stanford Stadium in Palo Alto, California.
- Feb. 15 – Miami names 42-year-old Mel Phillips as its new defensive backfield coach. Phillips comes to the Dolphins after five seasons in the same capacity for the Detroit Lions.
- March 14 – Following a presentation led by Joseph Robbie to NFL owners at the league meetings in Phoenix, Miami is selected as the site for Super Bowl XXIII (1989).
- Sept. 29 – In a game billed nationally as "Marino-Elway I," Miami's Dan Marino wins this one over Denver, 30-26, completing 25 of 43 passes for three TDs and a season-best 390 yards. Veteran WR Nat Moore also produces his top performance of 1985 with the 12th 100-plus yard game of his career. WR Vince Heflin's first-ever NFL TD, a 46-yard catch, proves to be the game-winner.
- Oct. 9 – The Dolphins acquire All-Pro linebacker Hugh Green from Tampa Bay in exchange for a first- and second-round draft pick in 1986.

- Nov. 10 – Wide receiver Mark Duper, in his first game back after being sidelined for seven weeks with a broken leg, establishes a Dolphin record with 217 reception yards. In addition, his 50-yard scoring catch from Dan Marino with less than a minute remaining gives the Dolphins a 21-17 win over the Jets and the start of an eight-game winning streak.
- Dec. 1 – Owner Joseph Robbie officially breaks ground on the new 75,000-seat Dolphin Stadium.
- Dec. 2 – Led by a swarming defense that produces six sacks and three interceptions, the Dolphins administer the only defeat to be suffered by the eventual Super Bowl champion Chicago Bears, 38-24. A season-high Orange Bowl crowd of 75,594 witness the Monday night affair.
- Dec. 31 – Owner Joseph Robbie obtains the construction loan and is granted permanent financing for the new Dolphin Stadium.

1986

- Jan. 4 – The Dolphins rally from a 21-3 deficit to defeat the Cleveland Browns 24-21 in an AFC divisional playoff game. Miami is led offensively by Tony Nathan's 10 receptions for 101 yards and rookie Ron Davenport's two touchdowns.
- Jan. 12 – Despite 20 tackles by LB Bob Brudzinski, the Dolphins commit six turnovers and lose 31-14 to the New England Patriots in the AFC Championship game before 74,978 fans in the Orange Bowl. It marks Miami's first loss in an AFC title game in six tries.
- Jan. 21 – Dolphin C Dwight Stephenson is named the recipient of the NFL's Man of the Year award at a press conference in New Orleans. The award is in recognition of Stephenson's outstanding performance on the playing field and in the community.
- Jan. 22 – The Dolphins announce the retirement of Defensive Line Coach Mike Scarry, a member of Don Shula's staff since 1970. Dan Sekanovich, formerly of the Jets and Falcons, is named to replace him.
- Feb. 19 – Miami appoints Receivers and Quarterbacks Coach David Shula to the position of Assistant Head Coach. In addition, the club names Mike Westhoff as the Special Teams/Tight Ends Coach.
- June 3 – Owner Joseph Robbie plants a ceremonial 30-foot Royal Palm tree to begin a million dollar beautification project near Dolphin Stadium.
- Sept. 6 – Dan Marino signs a multi-year contract to remain as QB of the Dolphins. Two days before, Marino's wife, Claire, had given birth to the couple's first child – Daniel Charles.
- Sept. 21 – Miami suffers a heart-breaking 51-45 overtime loss to the N.Y. Jets in the Meadowlands as Dan Marino reaches 1,500 career attempts to qualify as the NFL's top-ranked passer of all-time. Marino finishes the afternoon 30 of 50 for 448 yards and six TDs. The six TDs are a personal high for Marino and tie the team record held by Bob Griese. Mark Duper (154) and Mark Clayton (174) each have over 100 yards receiving in the game. Standout LB Hugh Green suffers a knee injury which sidelines him for the season.
- Oct. 12 – In what was billed as "Marino-Kelly I," the Dolphins and Dan Marino (24 of 41 for 337 yards) defeat the Buffalo Bills and Jim Kelly (20 of 28 for 218 yards, two INTs) 27-14 at the Orange Bowl.
- Nov. 24 – The N.Y. Jets enter the Orange Bowl with a nine-game winning streak and the league's best record at 10-1. They leave with a 45-3 loss as Lorenzo Hampton rushes for 148 yards and two TDs on 19 carries (7.8 average) including a 54-yard TD run. Hampton's 100 yards snap a streak of 36 regular-season games (41 overall) for Miami without a 100-yard rusher. Marino completes a personal-high 80.6 percent of his passes (29 of 36) for 288 yards and four TDs.
- Nov. 25 – Less than 24 hours after the memorable 45-3 win over the Jets, General Manager Mike Robbie announces at a press conference that Don Shula has signed a multi-year contract to remain as head coach.
- Dec. 14 – Dan Marino sets an NFL career record with the seventh 400-yard game of his career as he passes for 403 yards in a thrilling 37-31 overtime win in Anaheim, Calif., over the playoff-bound L.A. Rams. Marino completes 29 of 46 with five TDs, including a 20-yarder to Mark Duper in OT to win the game. Marino is named AFC Offensive Player of the Week for his efforts.
- Dec. 22 – The Dolphins play their final game in the Orange Bowl – a 34-27 loss to the New England Patriots. New England captures the AFC East title with the win. The Dolphins finish 21 years in the Orange Bowl with an impressive 110-38-3 (.738) regular-season record. Marino sets NFL single-season records for completions (378) and attempts (623).

1987

- Jan. 8 – Four former Dolphins – Bob Griese, Larry Csonka, Jim Langer and Larry Little – are

among a group of 14 finalists under consideration for the 1987 class of enshrinees for the Pro Football Hall of Fame, it is announced by the Hall of Fame in Canton, Ohio.

- Jan. 10 – John Offerdahl is named Old Spice NFL Rookie of the Year
- Jan. 20 – Tom Olivadotti, an assistant for the Cleveland Browns, is named Defensive Coach for Miami. He is put in charge of the overall defense with the prime responsibility of pass defense. Chuck Studley is re-assigned as Linebacker Coach, with prime responsibility of run defense. Linebacker Coach Bob Matheson resigns.
- Jan. 27 – Former Dolphin greets Larry Csonka and Jim Langer are among a group of seven named to the Pro Football Hall of Fame. They join Paul Warfield as the only members of the franchise to earn the honor, with induction scheduled for August 8.
- Aug. 16 – The Dolphins play host to the Chicago Bears in the first game ever played in Joe Robbie Stadium. The date marks the 22nd anniversary of the Dolphin franchise. The Bears put a damper on the festive evening with a 10-3 preseason victory before 63,451. QB Dan Marino (dislocated ring finger on right hand) and LB John Offerdahl (torn right bicep) suffer injuries. Marino is out for three weeks; Offerdahl will miss the first six regular-season games.
- Sept. 22 – NFL Players Association goes on strike; the Dolphins' home contest with New York Giants (first regular-season game in Joe Robbie Stadium) on September 27 is cancelled because of strike.
- Oct. 4 – The Dolphins' "replacement" team takes the field for the first time, traveling to Seattle to meet the Seahawks. The Dolphins lose, 24-20.
- Oct. 11 – Miami's replacement team records a 42-0 shutout victory over the Kansas City Chiefs in the first regular-season game played in Joe Robbie Stadium. Safety Liffort Hobley (two interceptions, 55-yard fumble recovery for a TD, four tackles, two passes defended) is named AFC defensive player of the week for his efforts. Don Shula and Joe Robbie are given game balls by the replacement team following the contest in honor of Miami's first win in the new stadium. The next week (October 18), the replacement team loses its last game, 37-31 in overtime, to the N.Y. Jets at the Meadowlands.
- Oct. 25 – After four missed weeks of action (one game cancellation, three replacement games), the regular Dolphin players return to action. Miami loses 34-31 in overtime at home to the Buffalo Bills. The 21-point comeback by Buffalo is the best ever by an opponent against a Dolphins team.
- Nov. 1 – Don Shula wins his 250th regular-season game as the Dolphins defeat Pittsburgh 35-24 at Joe Robbie Stadium.
- Nov. 29 – The Dolphins suffer their first shutout loss (27-0 at Buffalo) since December 12, 1982 – the famous snowplow game at New England (3-0). The game also sees the end of Dan Marino's streak of 30 straight games with at least one touchdown pass. His string is second all-time to Johnny Unitas' 47.
- Dec. 20 – Miami picks up its final win of 1987 with a 23-21 victory over Washington at Joe Robbie Stadium. The Dolphins lose the following week (December 28) in the '87 finale to New England, 24-10, at home. The Redskins, meanwhile, go on to win Super Bowl XXII, 42-10 over Denver.
- Dec. 30 – RB Troy Stradford is named NFL Offensive Rookie of the Year by the Associated Press.

1988

- Jan. 14 – It is announced that former Dolphins QB Bob Griese is among a group of 15 finalists under consideration for the 1988 class of enshrinees in the Pro Football Hall of Fame in Canton, Ohio.
- Feb. 29 – Former Dolphin Larry Seiple is named receivers coach. Seiple, who had been out of pro coaching for a year, had been receivers coach at Detroit (1980-84) and Tampa Bay (1985-86).
- July 11 – Training camp opens for the Dolphins at St. Thomas University as Head Coach Don Shula welcomes 109 players – the largest group of players in Shula's tenure as Dolphin head coach.
- July 31 – The Dolphins make their first ever trip abroad and take on the San Francisco 49ers at Wembley Stadium in London for the third-annual American Bowl. Miami comes from behind to defeat the 49ers, 27-21, before 70,535 British fans to open the pre-season.
- Sept. 18 – Miami registers its first win of the season in a 24-17 triumph over the Green Bay Packers. It marks Miami's 18th win in 23 home openers, including 13 straight years, and a 17-2 record under Don Shula. Dan Marino goes over the 20,000-yard mark in career passing yardage and becomes only the 45th quarterback in NFL history to do so.
- Oct. 9 – The Dolphins reverse history by defeating the Raiders, 24-17, at the Los Angeles Memorial Coliseum. It marks Miami's first win ever against the Raiders in their home stadium and the Dolphins' first victory over the Raiders in 10 years. The game is

- played in 96 degree heat - the warmest game in Dolphins' history.
- Oct. 16 – Miami wins its third consecutive game of the season as the Dolphins defeat the San Diego Chargers, 31-28. Quarterback Dan Marino throws for 329 yards and moves into sole possession of second-place on the NFL's career 300-yard passing games list with his 27th such game (behind only Dan Fouts with 51).
 - Oct. 23 – Dan Marino records the second-best single-game passing yardage total in NFL history – 521 yards (Norm Van Brocklin holds the single-game record of 554 yards) and completes 35 of a team record 60 attempts, all to no avail as the N.Y. Jets defeat the Dolphins, 44-30, at Joe Robbie Stadium.
 - Oct. 30 – Shula Bowl III – Head Coach Don Shula and his assistant head coach and son, David Shula, are on the opposite side of the field of Mike Shula, a coaches' assistant for Tampa Bay, as the Dolphins defeat the Bucs, 17-14, in Tampa Stadium.
 - Dec. 12 – Dan Marino becomes the first quarterback in NFL history to pass for over 4,000 yards four times in a career in the Dolphins' 37-31 win over Cleveland. He also throws for his 193rd career touchdown, setting a new Dolphin record and surpassing the total of former quarterback Bob Griese, who had previously held the mark. Marino tops the record that took Griese 14 seasons to accomplish in only six-plus seasons. Also, receiver Mark Clayton surpasses Nat Moore in the record books as he catches a pass in his 37th consecutive game.

1989

- Jan. 22 – Joe Robbie Stadium hosts Super Bowl XXIII only two-and-a-half years after its initial opening. San Francisco comes back in the final minutes of the game to defeat the Cincinnati Bengals, 20-16. The game marks the first time since Super Bowl XIII (January 21, 1979) that the NFL's championship game is played in Miami.
- Jan. 23 – Dolphin Linebackers Coach Chuck Studley resigns after five seasons with Miami.
- Jan. 25 – Former Miami Hurricanes defensive coordinator Dave Wannstedt joins the Dolphins coaching staff as linebackers coach.
- Feb. 27 – David Shula, the Dolphins' assistant head coach and passing game coordinator, and Dave Wannstedt, the team's linebackers coach, resign their position to accept new posts with the Dallas Cowboys.
- March 1 – George Hill is named the new linebackers coach for the Dolphins, while John Sandusky, the Dolphins' offensive line coach, is promoted to assistant head coach.
- March 6 – Gary Stevens, formerly of the University of Miami, is named quarterbacks/pass offense coach for the Dolphins.
- May 15 – Chuck Connor, the Dolphins director of player personnel for 11 seasons, announces his resignation to join the Atlanta Falcons as director of pro scouting.
- June 12 – Tom Heckert, formerly a college scout with the Tampa Bay Buccaneers and Cleveland Browns, is named Miami's Director of College Scouting.
- Sept. 10 – Jim Kelly scores on a two-yard run on the game's last play to give the Buffalo Bills a 27-24 win over the Dolphins. The loss dropped Miami's record in season openers to 10-13-1 and in home openers to 18-5-1 and it also snapped a 13-game winning streak in home openers, which had been the NFL's longest active home opener winning streak.
- Sept. 17 – In Miami's 24-10 win at New England, Dan Marino throws his 200th career touchdown pass, becoming the 13th player in NFL history to throw for 200 TDs. It was just his 89th career game, and he reaches the 200 touchdown pass mark faster than any quarterback in NFL history.
- Oct. 8 – In Miami's 13-10 overtime win vs. Cleveland, Dan Marino goes over 25,000 yards passing in his career, becoming the 25th player in NFL history to reach the 25,000 yards passing milestone. Marino also breaks Bob Griese's Dolphin team record of 25,092 career passing yards.
- Nov. 5 – Sammie Smith rushes for 123 yards in Miami's 19-13 win over the Indianapolis Colts, the third best single game rushing total ever by a Dolphin rookie. It also breaks a 27-game streak in which the Dolphins did not have a running back gain 100 or more yards.
- Nov. 12 – Pete Stoyanovich kicks a team-record 59-yard field goal in a 31-23 victory over the New York Jets, a kick that also tied the third longest field goal in NFL history.
- Nov. 19 – Miami defeats Dallas 17-14 in Shula Bowl IV, as Don Shula extends his record to 4-0 in Shula vs. Shula contests. This time Shula was opposed by son Dave, the Assistant Head Coach of the Cowboys. The win also was the Dolphins' sixth win in their last seven games and moved them into a first-place tie with the Buffalo Bills atop the AFC East.
- Dec. 3 – Dan Marino goes over 3,000 yards passing for the year in Miami's 26-21 loss at Kansas City. It was his sixth season passing for 3,000 yards and he ties Dan Fouts' NFL record of six 3,000 yard seasons.

- Dec. 24 – The Dolphins are eliminated from playoff contention with a 27-24 loss to the Kansas City Chiefs in the season finale at Joe Robbie Stadium. The game is played in 40-degree weather, the coldest home game in the history of the Dolphins.

1990

- Jan. 7 – Joseph Robbie, founder and owner of the Dolphins and the driving force behind the construction of Joe Robbie Stadium, dies of respiratory failure at age 73.
- Jan. 12 – The Miami Dolphins and Robbie Stadium Corporation undergo an organization realignment to ensure continued administration of both entities by the Robbie family. Tim Robbie becomes President of the Dolphins, Dan and Janet Robbie are named Executive Vice Presidents of the team, while Eddie Jones is named Executive Vice President and General Manager of the club. In addition, J. Michael Robbie is named Executive Vice President of Robbie Stadium Corporation.
- Jan. 19 – Dolphin President Tim Robbie announces that the Dolphins have signed Don Shula to a three-year contract to remain as head coach.
- Jan. 27 – Former Dolphin great Bob Griese is among a group of seven named to the Pro Football Hall of Fame. The Dolphin quarterback becomes the fourth player in Miami history to earn the honor with induction scheduled for August 4.
- Feb. 7 – Monte Clark, former San Francisco and Detroit Head Coach and Dolphin Assistant Coach, is named Miami's Director of Pro Personnel, while Charley Winner is given expanded duties and is named the club's Director of Player Personnel.
- March 7 – H. Wayne Huizenga, Chairman of the Board and Chief Executive Officer of Blockbuster Video, purchases fifty percent of the Robbie Stadium Corporation (the parent company of Joe Robbie Stadium) as well as a fifteen percent limited partnership in the Miami Dolphins.
- Sept. 9 – Sammie Smith rushes for an opening-day record 159 yards and a touchdown as the Dolphins break a five-year losing streak in season openers with a 27-24 win at the New England Patriots.
- Sept. 16 – Team founder Joe Robbie is the first enshrinee on the "Dolphin Honor Roll" at Joe Robbie Stadium. In addition, the Dolphins end a six-game losing streak to the Buffalo Bills and move into undisputed first place in the AFC East for the first time since Week 15 of the 1985 season with a 30-7 triumph. It is also Don Shula's 200th career regular season win as head coach of the Dolphins.
- Oct. 18 – In Miami's 17-10 win over the New England Patriots, Don Shula coaches in his 400th career regular season game as a head coach in the NFL.
- Nov. 19 – During halftime of Miami's 13-10 loss to the Los Angeles Raiders, the team's four Hall of Fame enshrinees, Larry Csonka, Bob Griese, Jim Langer and Paul Warfield, are inducted into the "Dolphin Honor Roll."
- Nov. 25 – Miami improves its record to 9-2 and clinches the team's first winning season since 1987 with a 30-13 win over the Cleveland Browns. Also, Dan Marino goes over 30,000 yards passing in his career, becoming the 11th player in NFL history to reach the 30,000-yard mark. It is just his 114th career game, and he reaches the 30,000-yard plateau faster than any quarterback in NFL history.
- Dec. 9 – The Dolphins earn a 23-20 overtime win over the Philadelphia Eagles and clinch the team's first playoff berth since 1985.
- Dec. 16 – In Miami's 24-17 win over the Seattle Seahawks, Dan Marino goes over 3,000 yards passing for the year. It is his seventh season passing for 3,000 yards and he ties Joe Montana's NFL record of seven 3,000-yard seasons.
- Dec. 19 – Richmond Webb becomes the first rookie offensive tackle – and second rookie offensive lineman overall – to be selected to the NFL's annual Pro Bowl contest.
- Dec. 23 – Dan Marino throws his 20th touchdown pass of the season in Miami's 24-14 loss at the Buffalo Bills. It is his eighth season with 20 or more touchdown passes and he ties Johnny Unitas' NFL record of eight 20-plus touchdown seasons.

1991

- Jan. 5 – The Dolphins return to the playoffs after a four-year absence with a 17-16 win over the Kansas City Chiefs in Joe Robbie Stadium. In the contest, Pete Stoyanovich sets an NFL playoff record with a 58-yard field goal.
- Jan. 12 – Miami drops a 44-34 playoff decision at the Buffalo Bills. The teams combine for 78 points – the highest scoring non-overtime playoff game in history. The only higher scoring playoff was Miami's 41-38 overtime loss to the San Diego Chargers on Jan. 2, 1982.
- Jan. 24 – Monte Clark, the Dolphins director of pro personnel, announces his resignation.
- Jan. 27 – Larry Csonka is named to the NFL's all-time Super Bowl Silver Anniversary team.

- Feb. 2 – Richmond Webb is named NFL Rookie of the Year by The Sporting News.
- March 8 – Mike Shula joins Dolphins as a Coaches' Assistant.
- March 26 – The Robbie Family and Wayne Huizenga purchase 107 acres of land adjacent to Joe Robbie Stadium for additional parking and future development.
- May 23 – At the NFL owners meetings in Minneapolis, Joe Robbie Stadium is selected as the site for Super Bowl XXIX (1995).
- Aug. 3 – The Dolphins make the longest road trip in team history as they travel 14,912 round-trip miles to Tokyo to battle the Los Angeles Raiders at the Tokyo Dome in American Bowl '91. Miami comes from behind to defeat the Raiders, 19-17, before 51,122 Japanese fans.
- Aug. 20 – Dan Marino signs a five-year contract extension to remain as quarterback of the Miami Dolphins.
- Sept. 22 – Don Shula captures the 300th win of his coaching career with Miami's 16-13 win over the Green Bay Packers. With career coaching win number 300, Shula joins the immortal George Halas (324 wins) as the only NFL coaches to win 300 or more games.
- Nov. 10 – In Miami's 30-20 win over New England, both Mark Duper and Mark Clayton surpass Nat Moore's team record of 7,547 career receiving yards. Duper is the first to move past Moore with a 17-yard reception in the first quarter, while Clayton passes Moore with a 32-yard touchdown catch in the fourth quarter.
- Nov. 18 – During halftime of Miami's 41-27 loss to the Buffalo Bills, former Dolphin great middle linebacker Nick Buoniconti is inducted into the Dolphin Honor Roll.
- Nov. 24 – The Dolphins record a 16-13 overtime win at Chicago in 27-degree snowy weather, only the second win ever for the Dolphins in their nine games in which the temperature has been 27 degrees or colder.
- Dec. 1 – Dan Marino sets an NFL record as he goes over 3,000 yards passing in a season for the eighth time in his career in Miami's 33-14 win over Tampa Bay. Marino entered the 1991 campaign with seven such seasons and was tied with Joe Montana for the record.
- Dec. 9 – Miami defeats Cincinnati 37-13 in Shula Bowl V as Don Shula extends his record to 5-0 in Shula vs. Shula contests. This time, Shula teamed with son Mike, a Dolphins coaches assistant, and was opposed by son David, the receivers coach for the Bengals. In the contest, Dan Marino set an NFL record by throwing his 20th touchdown pass of the season. It is his ninth season with 20 or more touchdown passes. He entered 1991 with eight such seasons and was tied with Johnny Unitas for the record. Also, Mark Clayton breaks Nat Moore's team record for career TDs (75) and career receiving scores (74) with a 16-yard TD reception in the fourth quarter to give Clayton his 76th career score (75 catch, one punt return) and 75th receiving TD.
- Dec. 15 – Pete Stoyanovich breaks Garo Yepremian's single-season team record of 28 field goals in Miami's 38-30 loss to the San Diego Chargers. Stoyanovich boots his 29th of the year with a 24-yarder in the first quarter. He would go on to hit on 31 field goals during the 1991 season which tied for the league high with Washington's Chip Lohmiller.
- Dec. 22 – The Dolphins drop a 23-20 overtime decision to the New York Jets in a winner-take-all battle for the AFC's final wild card spot. Miami takes a 20-17 lead with just 44 seconds left in regulation on a one-yard scoring toss from Dan Marino to Ferrell Edmunds. However, the Jets move the ball and tie the game at 20-20 on a 44-yard field goal by Raul Allegre with no time left on the clock. New York wins the game in overtime on a 30-yard field goal by Allegre.

1992

- Feb. 1 – Former Dolphin All-Pro center Dwight Stephenson rejoins Miami as assistant offensive line coach.
- Feb. 3 – Hall of Fame defensive tackle Joe Greene is named as the Dolphins' defensive line coach. Greene replaced Dan Sekanovich, who announced his resignation.
- May 20 – Dolphins sign a long-term agreement to build a new training facility at Nova University in Davie, to be ready by the start of the 1993 training camp.
- June 1 – Charley Winner announces his retirement as Miami's Director of Player Personnel. Winner, who had served 37 years in the NFL as a coach and administrator, originally joined the Dolphins in 1981.
- June 4 – Tom Heckert is named as the Dolphins' Director of Player Personnel. Heckert had worked the previous three years as Miami's Director of College Scouting.
- June 12 – Tom Braatz, a 27-year NFL executive with the Atlanta Falcons and Green Bay Packers, is named as Miami's Director of College Scouting.
- July 17 – Don Shula signs a two-year contract extension to continue as the Dolphins' Head Coach through the 1994 season. The extension takes effect at the conclusion of Shula's current contract which expires following the 1992 season.

- Aug. 16 – The Dolphins travel 9,908 round-trip miles and earn a 31-27 preseason win over the Denver Broncos before a crowd of 60,813 fans at Berlin's Olympic Stadium. The game marks the third time overall and second consecutive season that the Dolphins have travelled abroad to play a preseason contest and the win improves Miami's record to 3-0 in games played on foreign soil. The Dolphins join the L.A. Rams as only teams which have recorded wins in contests played in each of the three American Bowl sites (London, Tokyo and Berlin).
- Aug. 31 – Miami's season opening contest, scheduled for September 6 at Joe Robbie Stadium against the New England Patriots, is rescheduled for October 18, the National Football League announces. The date change is made in the aftermath of Hurricane Andrew, which struck the South Florida area on August 25. Both teams originally were off that weekend, based on the NFL's 16-games-over-17-weeks schedule which allows each team one bye during the season. The Patriots and Dolphins will have their Open Week on September 6, which marks the beginning of the 1992 regular season.
- Sept. 29 – The Dolphins dip into the free agent market and sign perennial all-pro tight end Keith Jackson.
- Oct. 4 – The Dolphins improve to 4-0 and take over sole possession of first place in the AFC East for the first time in 34 weeks with a 37-10 win over the Buffalo Bills at Rich Stadium. The win snaps Miami's six-game losing streak to the Bills at Rich Stadium. The Dolphins' last triumph in Buffalo was a 34-24 win on November 16, 1986. With the win, Miami moves ahead of the second-place Bills (4-1) in the AFC East for the first time since the second week of the 1990 season. Individually, safety Louis Oliver records three interceptions and returns one of his INTs for a 103-yard touchdown. Oliver's return ties for the NFL's all-time longest interception return with a 103-yard return by San Diego's Vencie Glenn against Denver on November 29, 1987.
- Oct. 18 – Dan Marino throws four touchdown passes as Miami earns a 38-17 win over the Patriots at Joe Robbie Stadium in a game that is rescheduled from September 6 due to the effects of Hurricane Andrew. Marino throws four-or-more touchdowns in a game for the 17th time in his career and ties the all-time NFL record for most career games with four or more touchdown passes with Johnny Unitas.
- Nov. 8 – The Dolphins record a 28-0 win at the Indianapolis Colts. Miami's shutout is the first by the team since October 11, 1987, when the Dolphins posted a 42-0 win over the Kansas City Chiefs in a replacement contest at Joe Robbie Stadium. In addition, it is the first Dolphin shutout in a non-replacement game since December 22, 1985, in a 28-0 win over the Buffalo Bills in the Orange Bowl and the first road shutout since September 4, 1983, in a 12-0 win at the Buffalo Bills in Rich Stadium.
- Nov. 16 – During halftime ceremonies of Miami's 26-20 loss to the Buffalo Bills, the 1972 Miami Dolphins team, holders of the only perfect season in NFL history and winners of Super Bowl VII, are honored and inducted into the Dolphin Honor Roll.
- Dec. 14 – Miami reverses history by earning a 20-7 win over the Los Angeles Raiders on Monday Night Football at Joe Robbie Stadium. The contest marks the Dolphins' first win over the Raiders in a game played in Miami since a 23-6 triumph on December 10, 1978, in the Orange Bowl.
- Dec. 20 – The Dolphins clinch the team's second trip to the playoffs in the last three seasons with a 19-17 come-from-behind win over the New York Jets at Joe Robbie Stadium. In the contest, Dolphins quarterback Dan Marino throws the 290th touchdown pass of his NFL career and ties Johnny Unitas for second place on the NFL's all-time touchdown pass list.
- Dec. 23 – Dan Marino is named to his team-record seventh Pro Bowl team. He breaks the former team record of six Pro Bowl appearances which he shared with Bob Griese, Bob Kuechenberg and Jim Langer. In addition, Marino is named as a starter in the NFL's annual all-star game for the fifth time in his career and he ties the team record held by Jim Langer.
- Dec. 27 – The Dolphins clinch the AFC East title with a 16-13 overtime win over the New England Patriots at Foxboro Stadium. Miami closes the regular season with an 11-5 record and coupled with Buffalo's 27-3 loss at Houston later in the day, the Dolphins win the team's first division championship since 1985. In addition, the win marks the 300th regular season victory of Dolphins' Head Coach Don Shula's coaching career.

1993

- Jan. 10 – The Dolphins earn a 31-0 win over the San Diego Chargers in the AFC Divisional Playoffs before a crowd of 71,224 at Joe Robbie Stadium. Miami's 31-point margin of victory is the largest by the team in a playoff game. The previous largest margin of victory in the post-season by the Dolphins was three 21-point wins as Miami had a 21-0 win over the Baltimore Colts on Jan. 2, 1972; a 34-13 win over the San Diego Chargers on Jan. 16, 1983; and a 31-10 win over the Seattle Seahawks on Dec. 29, 1984.

- Jan. 17 – The 1992 season comes to a close. Miami suffers five turnovers (two interceptions and three fumbles) as the team drops a 29-10 decision to the Buffalo Bills in the AFC Championship contest before a crowd of 72,703 at Joe Robbie Stadium. The attendance of 72,703 marks the largest crowd to witness a Dolphin game at JRS. The previous high was 71,224 which was set the previous week on January 10 to witness the Dolphins' 31-0 win over San Diego in an AFC Divisional Playoff game.
- Jan. 26 – Kim Helton is named the team's offensive line coach. John Sandusky, who served as assistant head coach/offensive line, remains with the team as assistant head coach and assumes the responsibility of coaching the tight ends. In addition, assistant offensive line coach Dwight Stephenson resigns to pursue his interests in the construction and real estate business.
- Jan. 30 – Former Dolphins great Larry Little is among a group of five named to the Pro Football Hall of Fame. The former Dolphin guard becomes the fifth player in Miami history to earn the honor, joining RB Larry Csonka, QB Bob Griese, C Jim Langer and WR Paul Warfield.
- Feb. 7 – The Dolphin coaching staff leads the AFC to a 23-20 overtime win over the NFC in the Pro Bowl contest played in Honolulu, Hawaii.
- Feb. 11 – Mike Shula resigns as a coaches assistant and is named as tight end coach of the Chicago Bears.
- Feb. 22 – Tony Nathan, who spent the past five years as a coaches' assistant on the Miami Dolphins coaching staff, is promoted to offensive backs coach. In addition, Carl Taseff, who served as the team's offensive backs coach since joining the Dolphins in 1970, will become more active in other areas of the football operation, including personnel scouting and evaluation, and will maintain a continued involvement in various coaching responsibilities.
- May 21 – Kim Helton resigns as offensive line coach to become head coach at the University of Houston. John Sandusky, who served as offensive line coach from 1976-92, resumes his offensive line coaching responsibilities.
- June 1 – Rich McGeorge is named as assistant offensive line/tight ends coach of the Dolphins.
- June 4 – Dolphins hold last practice session at St. Thomas University, which had served as host to team's training facility since July 12, 1970.
- July 11 – Ribbon cutting ceremonies officially open the Dolphins' new training facility on campus of Nova University in Davie, Fla.
- Sept. 12 – Dan Marino surpasses the 40,000-yard passing mark during Miami's 24-14 loss to the N.Y. Jets. He joins Fran Tarkenton (47,003), Dan Fouts (43,040) and Johnny Unitas (40,239) as the only quarterbacks to gain 40,000 passing yards. Marino attains the 40,000-yard mark in only 153 regular-season games and accomplishes the feat faster than any QB in league history. The previous record for fastest ascent to 40,000 yards was 168 games by Dan Fouts.
- Oct. 10 – Scott Mitchell comes off the bench and replaces an injured Dan Marino (torn Achilles in right foot) and throws a pair of touchdown passes to lead the Dolphins to a 24-14 win at the Cleveland Browns. Mitchell enters the game just before halftime and completes 10 of 16 passes for 118 yards with two touchdowns and an interception. Mitchell is named as AFC Offensive Player of the Week for his performance against the Browns. Marino is placed on Injured Reserve on October 13 and misses the remainder of the season.
- Oct. 24 – Dan Marino misses his first starting assignment in 145 consecutive non-replacement regular season games as Miami earns a 41-27 win over Indianapolis. The game marks the first career NFL start at quarterback for Scott Mitchell as he hits on 12 of 19 passes for 190 yards with a touchdown. Mitchell becomes the eighth player to start at quarterback for the Dolphins since Don Shula was named head coach in 1970.
- Oct. 31 – Don Shula wins the 324th game of his coaching career and ties George Halas for the all-time record for most wins by an NFL head coach as Miami earns a 30-10 win over the Kansas City Chiefs. Shula achieves the coaching milestone in his 31st year (482nd game) of his NFL coaching career as compared to 40 seasons (506 games) for Halas to accomplish the feat. On the field, Scott Mitchell throws for 344 yards and three touchdowns and becomes the first Dolphin quarterback other than Dan Marino to pass for over 300 yards and throw three or more touchdown passes since David Woodley gained 408 yards and threw three scores on October 25, 1981, at the Dallas Cowboys.
- Nov. 14 – The Dolphins endure another quarterback injury as Scott Mitchell suffers a separated shoulder during Miami's 19-14 win at Philadelphia. The win enables Don Shula to record the 325th triumph of his coaching career as he becomes the winningest coach in NFL history surpassing George Halas. In the contest, Doug Pederson replaces Mitchell and enters the game in the third quarter with Miami trailing 14-13. He guides the Dolphins to a pair of field goals and the defense holds the Eagles scoreless in the second half to garner the victory.

- Nov. 21 – Steve DeBerg becomes the third player to start at quarterback for the Dolphins in 1993 as he throws for 252 yards and a pair of touchdowns to lead Miami to a 17-13 win over New England. DeBerg, the NFL's oldest player, had joined the team just 11 days prior to the Pats game and was forced into his first start in place of the injured Scott Mitchell.
- Nov. 25 – The Dolphins post a come-from-behind 16-14 win over the defending and eventual Super Bowl champion Dallas Cowboys on Thanksgiving Day on a sleet covered field at Texas Stadium. Miami improves 3-0 on Thanksgiving as the team had posted victories at St. Louis (55-14 on November 24, 1977) and at Dallas (14-7 on November 22, 1973). In the contest, Miami trails 14-13 with just 15 seconds left in regulation and Pete Stoyanovich's 41-yard field goal attempt for the win is blocked by the Cowboys' Jimmie Jones. However, Dallas' Leon Lett attempts to pick up the loose ball and fumbles and Miami's Jeff Dellenbach recovers the ball on the one-yard line with three seconds remaining. Stoyanovich converts on his second chance and boots a 19-yard field goal on the game's final play to win the contest. The win improves Miami's record to an NFL best 9-2, but the team will fail to win another game during the remainder of the season.
- Dec. 5 – Miami drops a 19-14 decision to the New York Giants at Joe Robbie Stadium. The Dolphins fall to 12-1 at home against teams in the NFC East since the NFL merger in 1970 and 11-1 at home against opponents from the NFC since the team moved to Joe Robbie Stadium in 1987. The last team to defeat the Dolphins in an inter-conference game played in Miami was the Atlanta Falcons who earned a 20-14 win on November 30, 1986, in the Orange Bowl.
- Dec. 13 – During halftime ceremonies of Miami's 21-20 loss to Pittsburgh, former Dolphin great and Hall of Famer Larry Little is honored and inducted into the Dolphin Honor Roll.
- Dec. 14 – Don Shula is named Sports Illustrated Sportsman of the Year. He is the first professional coach to receive the honor.

1994

- Jan. 2 – The Dolphins lose by a 33-27 count in overtime at New England. It is the fifth consecutive loss for the Dolphins and the team is eliminated from the playoffs later in the day as the Raiders rally from a 17-point deficit to win over Denver and qualify for the playoffs.
- Jan. 24 – The trustees of the Miami Dolphins sign a definitive agreement with H. Wayne Huizenga to purchase the Robbie family's interests in the Dolphin franchise. The agreement also includes an option for Huizenga to purchase the Robbies' interest in Joe Robbie Stadium.
- Feb. 8 – Joel Collier joins the Dolphins as a staff assistant, replacing Carl Taseff.
- March 16 – John Gamble is named as the Dolphins' strength coach.
- March 23 – The National Football League clubs approve transfer of the majority interests in the Miami Dolphins from the Robbie family to H. Wayne Huizenga at the annual league meetings in Orlando, Fla.
- June 28 – H. Wayne Huizenga's purchase of the Robbie Family's remaining 85% of the Miami Dolphins as well as their 50% share of the Joe Robbie Stadium is finalized. The closing leaves Huizenga with 100% ownership of both the Dolphins and Stadium.
- July 8 – The Dolphins and WIOD Radio (610 AM) announce the hiring of Bill Zimpfer as the team's play-by-play announcer and "Voice of the Dolphins." Zimpfer replaces Rick Weaver, who had served as play-by-play announcer for the Dolphins since 1970 and announced his retirement at the club's annual awards dinner on May 6, 1993. Zimpfer joins former Dolphin tight end and color analyst Jim Mandich in the broadcast booth.
- July 21 – H. Wayne Huizenga announces that he has entered into a new agreement with Head Coach Don Shula that extends through the 1996 season. Under the new contract extension, Shula assumes the position of Vice President/Head Coach, and also adds an ownership interest in the team.
- Sept. 4 – Dan Marino throws for 473 yards and five touchdowns to lead the Dolphins to a 39-35 win over the New England Patriots at Joe Robbie Stadium. Marino sets an NFL record by throwing for four or more touchdown passes in a game for the 18th time in his career, breaking his tie with Johnny Unitas, and also throws the 300th touchdown pass of his career to join Fran Tarkenton (343 touchdowns) as the only quarterbacks in NFL history with 300-plus career touchdowns.
- Oct. 2 – Shula Bowl VI makes sports history as it marks the first time in the history of the four major American professional sports (football, baseball, hockey and basketball) that a father and son battle as head coaches with Don Shula and the Dolphins taking on his son, Head Coach David Shula, and the Cincinnati Bengals. The elder Shula improves

to 6-0 when coaching against teams which feature one of his sons as a coach with a 23-7 win over the Bengals.

- Oct. 16 – Bernie Parmalee receives two game balls – one for offense and one for special teams – for his performance in Miami's 20-17 overtime win against the Los Angeles Raiders. Parmalee rushes for 150 yards on 30 carries and adds a pair of tackles and a fumble recovery on special teams. In addition, the Dolphins reverse history in the all-time series against the Raiders as Miami records wins in consecutive games against the Raiders for the first time in the history of the series. Miami earned a 20-7 win over the Raiders on December 14, 1992, in the last meeting between the two teams.
- Oct. 30 – The Dolphins earn a 23-3 win at the New England Patriots to sweep the season series over the Patriots for the fifth time in the last six years and win for the 11th time in the last 12 games played between the two teams. The win improves Miami to 6-0 in games following a bye weekend. In addition, Bernie Parmalee gains 123 rushing yards and ties the all-time team record for consecutive 100-yard performances. His 273 rushing yards in consecutive games surpasses the previous best of 258 yards rushing by Mercury Morris who accomplished the feat with 197 yards against New England on September 30, 1973, and 61 yards at the New York Jets on October 7, 1973.
- Nov. 13 – Chicago's Kevin Butler boots a 40-yard field goal with 54 seconds left in regulation and James Williams deflects a Dolphins field goal attempt with just seven seconds remaining in the game to give the Bears a 17-14 win over the Dolphins in Shula Bowl VII. Miami Head Coach Don Shula battles his son and Bears tight ends coach Mike Shula in the contest and it marks the first time that the elder Shula lost a game in which one of his sons, David or Mike, were either players or assistant coaches on the opposing NFL team.
- Nov. 27 – Mark Ingram catches four touchdown passes, including the game winner with just 22 seconds left in regulation, to lead the Dolphins to a come-from-behind 28-24 win over the New York Jets at Giants Stadium. The Dolphins trail by an 18-point margin midway through the third period (24-6) before rebounding to outscore the Jets by a 22-0 edge to win the game. Ingram's four touchdowns and 24 points in the game tie the team's single-game records with Paul Warfield's four touchdowns (all receiving) and 24 points against Detroit on December 15, 1973.
- Dec. 7 – Don Shula suffers a torn Achilles' tendon in his right leg and undergoes surgery on the injury on December 9 by Dr. Peter Indelicato and Dr. Dan Kanell. He misses a regular season practice for the first time in his 25 seasons with the team. Shula returns to practice on December 10 and coaches for the remainder of the season on a golf cart.
- Dec. 12 – Bernie Parmalee rushes for 127 yards and scores a pair of touchdowns (one rushing and one receiving) as the Dolphins clinch a playoff spot with a 45-28 win over the Kansas City Chiefs at Joe Robbie Stadium. In the contest, Dolphins Head Coach Don Shula wins his 318th career regular season game and ties George Halas (318 regular season coaching wins) for the all-time record for most career regular season wins by an NFL coach. Center Dwight Stephenson is inducted into the Dolphin Honor Roll during halftime ceremonies.
- Dec. 25 – The Dolphins earn a 27-20 win over the Detroit Lions and clinch the AFC East title. Miami and the New England Patriots both finish with 10-6 records, however the Dolphins win the division title by virtue of a two-game head-to-head sweep over New England during the 1994 season. Dolphins Head Coach Don Shula wins the 319th regular season game of his coaching career and surpasses George Halas (318 regular season coaching wins) for the all-time record for most career regular season wins by an NFL coach. Miami plays on Christmas Day for the second time in team history with the only other Christmas game for the Dolphins being the longest game in NFL history as Miami earned a 27-24 playoff win in double overtime at Kansas City on December 25, 1971.
- Dec. 27 – Defensive tackle Tim Bowens is named NFL Defensive Rookie of the Year by the Associated Press. He becomes the first Dolphins player to win A.P.'s defensive rookie award since A.J. Duhe in 1977.
- Dec. 31 – Dan Marino throws a pair of touchdown passes to lead the Dolphins to a 27-17 win in a First-Round playoff contest against the Kansas City Chiefs at Joe Robbie Stadium. The game is billed as Marino-Montana III and the duel between the two future Hall of Famers lives up to its pregame hype. Marino completes 22 of 29 passes for 257 yards with two touchdowns and no interceptions and Montana counters by hitting on 26 of 37 passes for 314 yards with two scores and an interception. Marino sets an NFL playoff record as he throws for a touchdown pass in his 11th consecutive post-season game and moves past a tie with Montana (San Francisco/Kansas City) and Ken Stabler (Oakland) for the longest all-time streak in NFL post-season history.

1995

- Jan. 9 – Natrone Means rushes for 139 yards and a touchdown to lead the San Diego Chargers to a 22-21 win over the Miami Dolphins in an AFC Divisional Playoff contest at Jack Murphy Stadium. San Diego took a 22-21 lead with just 35 seconds left in regulation as Stan Humphries threw an eight-yard touchdown pass to wide receiver Mark Seay. The Dolphins had one final chance to win the game as Dan Marino drove the team to the Chargers' 30-yard line but Pete Stoyanovich's 48-yard field goal attempt with eight seconds left was wide right.
- Jan. 18 – Assistant head coach/offensive line John Sandusky announces his retirement. A veteran of over three decades of NFL coaching (he concluded his 36th season in 1994), Sandusky was one of only two coaches to serve as offensive line coach on a Don Shula coached team. Sandusky was offensive line coach with the Colts (1963-69) and Dolphins (1976-94) under Shula, while Monte Clark coached the offensive line with the Dolphins under Shula from 1970-75.
- Feb. 6 – Monte Clark is named as the team's offensive line coach. Clark enters his third tour of duty with the Dolphins, re-joining the team after having served as head offensive line coach at Stanford University during 1993-94.
- Feb. 9 – Dolphins Executive Vice President and General Manager Eddie Jones signs a two-year contract to remain in that capacity through the 1996 season.
- May 19 – The Miami Dolphins sign a two-year agreement with WCMQ radio (1210 AM) to be the Spanish radio outlet for Dolphins games. WCMQ replaces WQBA radio, which had been the team's Spanish station for the previous 13 seasons.
- Sept. 3 – The Dolphins open the season with an explosive offensive display in a 52-15 win over the N.Y. Jets at Joe Robbie Stadium. The 52 points are the second-highest single-game total in team history (behind 55 points at St. Louis on November 24, 1977). In addition, the game is played in 94-degree weather, making it the warmest home game in team history.
- Oct. 1 – The Shula coaching family again makes sports history as father and son battle as head coaches with Don Shula and the Dolphins taking on his son, Head Coach David Shula, and the Cincinnati Bengals. The elder Shula improves to 7-1 when coaching against teams which feature one of his sons as a coach with a 26-23 win at the Bengals.
- Oct. 8 – Dan Marino passes Fran Tarkenton (3,686 completions) to become the NFL's all-time leader in career pass completions with a six-yard toss to fullback Keith Byars during the Dolphins' 27-24 overtime loss at Joe Robbie Stadium. In the contest, Marino suffers knee and hip injuries which force him to miss the next two games (at New Orleans and at the N.Y. Jets).
- Oct. 30 – The Dolphins earn their first home win over the Buffalo Bills since the 1990 season with a 23-6 triumph at Joe Robbie Stadium. Miami's last home win against Buffalo was a 30-7 victory on September 10, 1990. The game marks the first time that the Dolphins have held the Bills without a touchdown since Miami dropped a 9-6 decision at Rich Stadium on September 11, 1988.
- Nov. 12 – Dan Marino becomes the NFL's all-time career passing yardage leader as he jumps past Fran Tarkenton (47,003 career yards) with a nine-yard pass to Irving Fryar in the first quarter of the Dolphins' 34-17 loss to the New England Patriots at Joe Robbie Stadium.
- Nov. 26 – Dan Marino tosses a six-yard touchdown pass to fullback Keith Byars with 1:03 remaining in the first half for his 343rd career scoring pass and becomes the NFL's all-time touchdown pass leader (surpassing Fran Tarkenton's 342 TDs) during Miami's 36-28 loss at Indianapolis.
- Dec. 11 – Guard/Tackle Bob Kuechenberg is inducted into the Dolphin Honor Roll during half-time ceremonies of Miami's 13-6 win over Kansas City at Joe Robbie Stadium. In the contest, Dan Marino breaks the last of Fran Tarkenton's major passing records (6,467 career attempts) with an incomplete pass attempt to wide receiver Randal Hill in the fourth quarter. In addition, the game is a sellout and marks the second consecutive season and fourth time overall (also 1972-73) that every home game has been sold out and it is just the second time in team history (also 1973) that every game has been sold out before the television blackout deadline.
- Dec. 24 – The Dolphins post a 41-22 win at St. Louis to finish the regular season with a 9-7 record and clinch a playoff berth for the second consecutive season later in the day as the Denver Broncos come from behind late in the contest to win at Oakland and eliminate the Raiders from playoff consideration.
- Dec. 30 – Miami's season ends following a 37-22 loss in an AFC First-Round Playoff Contest in Buffalo. The game is an offensive shootout as the teams combine for an NFL post-

season record of 1,038 yards. Dan Marino leads the Dolphins by completing 33 of a career-high 64 pass attempts for 422 yards and a pair of scores, while WR O.J. McDuffie sets team playoff records with 11 catches for 154 yards.

1996

- Jan. 5 – Don Shula, the winningest coach in the history of the NFL, moves from his role as head coach of the team as he assumes another role within the Dolphins organization. He continues to serve as a partner to owner H. Wayne Huizenga and becomes Vice Chairman of the Board of Directors in addition to his status as a part-owner of the team. Shula leaves the sidelines with an overall record 347-173-6 in his 33 years as a head coach, including the last 26 years with the Dolphins (1970-95). He won Super Bowl titles with Miami in 1972 and 1973, posting a combined 32-2 record in those two seasons, and his 1972 team went 17-0, the only undefeated season in NFL annals.
- Jan. 11 – Jimmy Johnson signs a four-year contract to become head coach of the Dolphins, becoming the third head coach in club history, joining George Wilson (1966-69) and Don Shula (1970-95). Johnson joins the team with one of the most successful coaching records in football on both the professional and collegiate levels before spending the previous two years as an NFL analyst for FOX Sports. He is the first head coach in football history to win both a Super Bowl title (Dallas, 1992 and 1993) and a national collegiate championship (Univ. of Miami, 1987).
- Jan. 16 – Dolphins owner H. Wayne Huizenga announces that Eddie Jones has been named President and Chief Operating Officer of the team, and Jimmy Johnson has been named as the club's General Manager/Head Coach. Jones had spent the last six seasons with the team as the club's Executive Vice President and General Manager.
- Jan. 17 – The Dolphins name Cary Godette (defensive line), Pat Jones (tight ends) and Bill Lewis (defense nickel package) to the coaching staff. Prior to joining the Dolphins, Godette, who replaces Joe Greene, had served as defensive line coach for the Carolina Panthers in 1995, Jones was head coach at Oklahoma State University from 1984-94, and Lewis was head coach at Georgia Tech University from 1992-94.
- Jan. 19 – Kippy Brown joins the Dolphins coaching staff as running backs coach, replacing Tony Nathan. Brown had served as running backs coach with the Tampa Bay Buccaneers (1995) and N.Y. Jets (1990-92).
- Jan. 24 – Bob Ackles is named as the Dolphins Director of Football Operations. Ackles joins the team after serving as Director of Football Administration for the Philadelphia Eagles in 1995 and working three years with the Arizona Cardinals as Director of College Scouting (1992-93) and Assistant General Manager (1994).
- Feb. 16 – The Dolphins name Larry Beightol as assistant head coach/offensive line, replacing Monte Clark. In addition to his coaching the offensive line, Beightol also assumes additional administrative responsibilities involving the entire football staff. Beightol joins the Dolphins after having served as offensive line coach with the Houston Oilers (1995), N.Y. Jets (1990-94), San Diego Chargers (1989), Tampa Bay Buccaneers (1987-88) and Atlanta Falcons (1985-86).
- March 1 – The Dolphins name Kevin O'Neill as head athletic trainer and Brad Roll as assistant strength and conditioning coach.
- April 23 – Dan Marino, who broke every significant passing record in NFL history during the 1995 season, signs a three-year contract through the 1998 season to remain as quarterback of the Miami Dolphins.
- April 26 – The Jimmy Johnson era officially begins as the Dolphins take the field for the first time in mini-camp under the new Dolphins head coach.
- Aug. 26 – Pro Player, a sports apparel company, enters into a ten-year agreement with Joe Robbie Stadium, home of the Dolphins since 1987, to re-name the stadium Pro Player Park. The deal is worth \$2 million annually over the term of the contract.
- Sept. 1 – The Dolphins defeat the New England Patriots, 24-10 at Pro Player Park, in Jimmy Johnson's debut as head coach. Of the three head coaches in team history, Johnson is the only one to record a victory in his initial game. Also, rookie running back Karim Abdul-Jabbar rushes for 115 yards and a TD on 26 carries in Miami's victory over the Patriots, the first Dolphin rookie since Sammie Smith on November 5, 1989, against Indianapolis to rush for 100 yards. He also becomes the first player in Dolphins history to rush for 100 yards in his NFL debut.
- Sept. 10 – Pro Player Park is re-named Pro Player Stadium.
- Sept. 15 – On his 35th birthday, quarterback Dan Marino throws for 257 yards and three touchdowns as the Dolphins defeat the New York Jets, 36-27, at Pro Player Stadium. One of the scoring passes is a 74-yard strike to rookie fullback Stanley Pritchett, the

longest completion to a Dolphins running back in team history. The win marks the third straight year and fourth time in the last five campaigns that Miami has opened the regular season with three consecutive victories.

- Oct. 27 – Quarterback Dan Marino plays in his 191st regular season game, against Dallas at Pro Player Stadium. In the process, he breaks Bob Kuechenberg's club career record for regular season games played of 190. The game is witnessed by 75,651 fans, the highest attendance figure in Pro Player Stadium history. The previous high was 75,129 for Super Bowl XXIII between San Francisco and Cincinnati on January 22, 1989. The former record for a Dolphins game was 73,080 for a November 20, 1995 contest against San Francisco.
- Oct. 29 – WQAM Radio (560 AM) signs a five-year contract for broadcast rights to the Dolphins, Florida Marlins and Florida Panthers. Dolphins football will be aired on WQAM through the year 2001. The Dolphins' flagship station had been WIOD Radio since the team's inception in 1966.
- Oct. 31 – At the NFL fall meetings in New Orleans, the league awards the 1999 Super Bowl to the city of Miami. The game will be played at Pro Player Stadium.
- Nov. 10 – A 36-yard completion to O.J. McDuffie in the second quarter puts quarterback Dan Marino over the 50,000-yard mark for his career, the first quarterback in NFL history to reach that plateau. His eight-yard completion to Fred Barnett in the second quarter is the 4,000th completion of Marino's career, also making him the first quarterback in league history to achieve that feat. These accomplishments occur in a 37-13 victory over Indianapolis at Pro Player Stadium.
- Nov. 17 – The Dolphins defeat the Houston Oilers, 23-20 at the Astrodome, the 50th career regular season victory for head coach Jimmy Johnson.
- Nov. 25 – At halftime of a 24-17 loss to the Pittsburgh Steelers on Monday Night Football at Pro Player Stadium, former Head Coach Don Shula is inducted into the Dolphin Honor Roll. In that game, running back Karim Abdul-Jabbar rushes for 57 yards on 16 attempts, breaking the club's rookie rushing record of 711 formerly held by Andra Franklin (1981).
- Dec. 16 – On Monday Night Football, the Dolphins record a 16-14 victory over Buffalo at Pro Player Stadium, marking the first time since 1986 that Miami has swept the season series from the Bills. It's also the first time since December 22, 1985, that the Dolphins have defeated Buffalo in the month of December or January, snapping a seven-game losing streak against Buffalo in such games.
- Dec. 22 – In a season-ending 31-28 win at the New York Jets, running back Karim Abdul-Jabbar rushes for 152 yards and a TD on 30 carries. His performance is the fifth-highest single-game total in franchise history, and the second-most by a rookie. It is his fourth 100-yard rushing game of the year, establishing a new club rookie standard, also tying for the second-best mark in team annals. In the process, he also surpasses the 1,000-yard rushing plateau for the season, the sixth Dolphins player to achieve that feat and the first since Delvin Williams in 1978. Abdul-Jabbar's 1,116 rushing yards is the third-best single-season total in team history. He scores on a 17-yard run in the third quarter, his 11th rushing touchdown of the year, tying Ron Davenport's club rookie record, first achieved in 1985.

1997

- Jan. 14 – Miami Dolphins unveil a modified team logo and new uniforms for the 1997 season. The basic logo and team colors remain the same. The sunburst on the logo is more prominently displayed with the elimination of the hashmarks around the sun's perimeters, while the dolphin's features are accentuated by navy highlights. The home and road jerseys added a script "Dolphins" below the collar, and several subtle accents were added to the uniform to highlight and strengthen the team's traditional colors.
- Jan. 25 – Former head coach Don Shula (1970-95), the NFL's all-time winningest coach with 347 victories, is selected for induction into the Pro Football Hall of Fame in Canton, Ohio.
- March 11 – At the NFL spring meetings in Palm Desert, Calif., the NFL Owners approve limited cross ownership, finalizing H. Wayne Huizenga's ownership of the Dolphins.
- March 21 – Eddie Jones signs a two-year contract extension, which runs through 1998, to remain as the team's president and chief operating officer.
- April 17 – Les Koenning, wide receivers coach at Texas A&M the previous three seasons, is named as an offensive assistant.
- April 18 – The Dolphins unveil the first "official" mascot in team history during a press conference at the team's training facility. He makes his public debut on April 19 at the team's Draft Day party at Pro Player Stadium.

- June 3 – Doug Blevins is named as the team's kicking coach.
- June 4 – "T.D." is picked as the name of the Dolphins official team mascot, it is announced at the team's annual Awards Banquet. Sarah Fernandez and her two sons, Nelson and Vincent, win the "Name the Mascot" contest, and receive two tickets to Super Bowl XXXII in San Diego.
- June 13 – Dan Marino signs a one-year contract extension through the 1999 season.
- July 26 – Don Shula becomes the sixth former Dolphin to be enshrined into the Pro Football Hall of Fame in Canton, Ohio. He is inducted along with Mike Haynes, Wellington Mara and Mike Webster.
- Aug. 4 – The Dolphins travel to Mexico City and earn a 38-19 preseason win over the Denver Broncos before a crowd of 104,629 fans at Estadio Guillermo Canedo. The attendance is the most to ever witness a Dolphins game, surpassing the previous high of 103,667 that saw Miami's 27-17 loss to the Washington Redskins in Super Bowl XVII on January 30, 1983, in the Rose Bowl. The game marks the fourth time overall that the Dolphins have travelled abroad to play a preseason contest and the win improves Miami's record to 4-0 in games played on foreign soil. Miami's previous American Bowl games had been in London (1988), Tokyo (1991) and Berlin (1992). The Dolphins became the first NFL team to win four American Bowl contests, and they also became the first team to win an American Bowl matchup in each of the three continents in which the games have been played.
- Aug. 31 – The Dolphins defeat the Indianapolis Colts, 16-10, at Pro Player Stadium in their 1997 season-opener. It's the Dolphins' first-ever regular season game in month of August. It also marks their sixth consecutive opening-day victory.
- Oct. 5 – The Dolphins defeat the Kansas City Chiefs, 17-14, at Pro Player Stadium, marking the 300th victory in franchise history, including playoffs. The Dolphins become the second team from the old AFL to reach the 300-win plateau. The Oakland Raiders were the first.
- Oct. 27 – After the Dolphins built a 33-18 fourth-quarter lead, the Chicago Bears stormed back for 18 unanswered points, including a Jeff Jaeger 35-yard field goal with 5:35 remaining in overtime, to come away with a 36-33 victory on a Monday night at Pro Player Stadium. It equaled the fourth-largest comeback win ever against Miami. The game originally was scheduled to be played on Sunday, October 26, but was pushed back due to Game 7 of the Marlins-Indians World Series.
- Nov. 17 – At halftime of a 30-13 win over the the Buffalo Bills on Monday Night Football at Pro Player Stadium, the Dolphins honor the 25th anniversary of the 1972 Dolphins team, holders of the only perfect season in NFL history and winners of Super Bowl VII.
- Nov. 23 – RB Karim Abdul-Jabbar scores three rushing touchdowns in a 27-24 loss to the Patriots in Foxboro. His third touchdown of the game came on a one-yard run in the fourth quarter. It was his 13th rushing TD of the year, a new Dolphins record. His 12 rushing scores had been tied with Mercury Morris, Don Nottingham and Larry Csonka.
- Nov. 30 – The Dolphins record a 33-15 victory over the Raiders at the Oakland-Alameda County Coliseum. It's the first-ever win by Miami against the Raiders in Oakland after Miami had dropped each of their previous eight meetings there.
- Dec. 14 – The Dolphins are shut out, 41-0, by the Indianapolis Colts in the RCA Dome. The shutout snaps a streak of 162 consecutive games - the second longest active streak in the NFL at the time - in which the Dolphins had scored. The last time Miami had been held scoreless was on November 29, 1987, in a 27-0 loss at the Buffalo Bills.
- Dec. 22 – In the season finale against New England at Pro Player Stadium, left tackle Richmond Webb starts his 110th consecutive regular season game, a new Dolphins record. His 109 straight starts were tied with Jim Langer.
- Dec. 28 – The Dolphins drop a 17-3 decision to the New England Patriots in Foxboro in an AFC First-Round Playoff game, Miami's first postseason appearance under Head Coach Jimmy Johnson.

1998

- Jan. 24 – Former Dolphins center Dwight Stephenson (1980-87) is among a group of five who are elected into the Pro Football Hall of Fame.
- Feb. 11 – Dolphins Head Coach Jimmy Johnson announces the following changes to the team's coaching staff: Kippy Brown, the Dolphins' running backs coach for the last two years, is named as offensive coordinator, replacing Gary Stevens; Larry Seiple, formerly the club's wide receiver coach, handles the quarterbacks; Joel Collier, a defensive assistant since 1994, coaches the running backs; Robert Ford, tight ends coach with the Dallas Cowboys since 1991, takes over as Miami's wide receivers

coach; and Randy Shannon, an assistant at the University of Miami (Fla.), serves as a defensive assistant on the staff.

- March 23 – Jimmy Johnson signs a one-year contract extension to remain the Dolphins General Manager and Head Coach through the year 2000. Johnson originally signed a four-year contract with the club on January 21, 1996.
- Aug. 1 – Center Dwight Stephenson becomes the seventh former Dolphin to be enshrined into the Pro Football Hall of Fame in Canton, Ohio. He is inducted along with Anthony Munoz, Mike Singletary, Tommy McDonald and Paul Krause.
- Sept. 6 – The Dolphins defeat the Indianapolis Colts, 24-15, at the RCA Dome, marking Miami's seventh straight opening day victory.
- Sept. 20 – The Dolphins shut out the Pittsburgh Steelers, 21-0, at Pro Player Stadium. It marks Miami's first shutout under Head Coach Jimmy Johnson and their first since November 8, 1992, when they defeated the Colts, 28-0, at the RCA Dome.
- Nov. 29 – In a 30-10 victory over the New Orleans Saints at Pro Player Stadium, quarterback Dan Marino throws three touchdown passes, all to O.J. McDuffie. The second one, a seven-yard strike in the fourth quarter, was the 400th TD pass of Marino's career, the first quarterback in NFL history ever to reach that plateau.
- Dec. 21 – The Dolphins record a 31-21 victory over the Denver Broncos at Pro Player Stadium in front of an ABC Monday Night Football audience. The win is Miami's 34th on Monday night, as they surpassed Oakland as the winningest team in MNF history.
- Dec. 27 – In a season-ending 38-16 loss to the Falcons in Atlanta, wide receiver O.J. McDuffie catches five passes for 82 yards. His second reception of the afternoon, a 28-yard catch in the second quarter, is his 87th of the season, surpassing Mark Clayton (86 in 1988) as the Dolphins' single-season reception leader. McDuffie finishes the year with an NFL-high 90 receptions, the first Dolphin ever to lead the league in this category.

1999

- Jan. 2 – The Dolphins defeat the Buffalo Bills, 24-17, in an AFC First-Round Playoff game at Pro Player Stadium. It represents Miami's first-ever playoff win under Head Coach Jimmy Johnson, and their first since December 31, 1994, when they posted a 27-17 victory over the Kansas City Chiefs in a First-Round contest at Pro Player Stadium.
- Jan. 14 – Dave Wannstedt, head coach with the Chicago Bears from 1993-98, is named the Dolphins' assistant head coach.
- Jan. 21 – Paul Boudreau is named offensive line coach, replacing Larry Beightol.
- Mar. 2 – Eddie Jones signs a three-contract to remain as the team's President and Chief Operating Officer.
- June 15 – Dan Marino signs a two-year contract extension through 2001.
- Sept. 13 – The Dolphins defeat the two-time defending Super Bowl champion Denver Broncos, 38-21, in a season-opening Monday night game at Mile High Stadium. The win was the 300th during the regular season in Dolphins history.
- Oct. 17 – Dan Marino completes an eight-yard pass to Tony Martin in the first quarter against the New England Patriots at Foxboro Stadium. The completion, the first and only one of the game for Marino, puts him over the 60,000-yard passing plateau for his career, the only quarterback in NFL history to attain that mark. Marino leaves the game following the next series with a shoulder injury.
- Oct. 24 – Against Philadelphia on October 24 at Pro Player Stadium, Dan Marino sits out the first of five straight games with a shoulder injury. The Eagles games snaps a string of 46 straight games in which Marino had started, the third-longest current streak among NFL signal callers at the time. Prior to this game, the last time Marino missed a game was on October 20, 1996, also against the Eagles, at Veterans Stadium.
- Dec. 5 – Former wide receiver Nat Moore becomes the 12th member of the Dolphin Honor Roll during halftime ceremonies against the Indianapolis Colts at Pro Player Stadium.
- Dec. 12 – Kicker Olindo Mare accounts for two field goals against the Jets at Giants Stadium. His first field goal of the game, a 24-yarder, was his 32nd of the season, breaking Pete Stoyanovich's club single-season records of 31, which Stoyanovich had set in 1991.
- Dec. 21 – Cornerback Sam Madison, kicker Olindo Mare and linebacker Zach Thomas are named to the AFC Pro Bowl squad, the first selection for all three. Madison becomes the first cornerback in team history to be voted to the Pro Bowl squad.
- Dec. 27 – Kicker Olindo Mare boots a 37-yard field goal against the Jets in a Monday night game at Pro Player Stadium. The field goal was his 38th of the season, as he became the NFL's single-season field goal leader, surpassing John Kasay, who had amassed 37 field goals with Carolina in 1996.

2000

- Jan. 9 – The Dolphins defeat the Seattle Seahawks, 20-17, in an AFC First-Round Playoff game at the Kingdome, the final football game at the stadium. The win was Miami's first road playoff victory since they defeated the Pittsburgh Steelers in the 1972 AFC Championship Game at Three Rivers Stadium. Quarterback Dan Marino completes 17 of 30 passes for 196 yards with one touchdown and no interceptions in the victory, in which he guided a late drive that led to the game-winning touchdown with 4:48 remaining.
- Jan. 15 – The Dolphins drop a 62-7 decision to the Jacksonville Jaguars in an AFC Divisional Playoff game at ALLTEL Stadium. The contest would be the final one in the career of quarterback Dan Marino.
- Jan. 16 – Jimmy Johnson, the Dolphins' General Manager/Head Coach since 1996, retires. Dave Wannstedt, the team's Assistant Head Coach in 1999, is named Head Coach.
- Jan. 24 – Jim Bates is named defensive coordinator, replacing George Hill. Clarence Brooks is named defensive line coach, replacing Cary Godette.
- Feb. 1 – Chan Gailey, the Head Coach with the Dallas Cowboys from 1998-99, is named offensive coordinator, replacing Kippy Brown. Randy Shannon, a defensive assistant with the Dolphins from 1998-99, is promoted to linebackers coach.
- Feb. 7 – Mike Shula, the offensive coordinator with the Tampa Bay Buccaneers from 1996-99, re-joins the Dolphins as quarterbacks coach, replacing Larry Seiple. Shula previously had served as an assistant on Miami's coaching staff from 1991-92. Judd Garrett is named as an offensive assistant, and Robert Nunn is named as a defensive assistant.
- Feb. 10 – Quarterback Dan Marino, the Dolphins' first-round draft choice in 1983 and the NFL's all-time leading passer, voids the final two years of his contract, thus becoming a free agent.
- Mar. 7 – The Dolphins sign 12-year veteran running back Thurman Thomas to a three-year contract as a free agent. Thomas, who played with Buffalo for each of the first 12 years of his career and was a member of four Bills Super Bowl teams, is the all-time leading rusher against the Dolphins.
- Mar. 13 – Dan Marino announces his retirement from professional football.
- Apr. 14 – The Dolphins unveil Dan Marino's permanent encased locker at the team's Nova Southeastern University training facility, the first of its kind in club history.
- Apr. 28 – The Dave Wannstedt era officially begins as the Dolphins take the field for the first time in minicamp under the new Dolphins head coach.
- May 3 – The Dolphins name Rick Spielman as Vice President-Player Personnel. Spielman had served as Director of Pro Personnel with the Chicago Bears since 1997.
- June 12 – Huizenga Holdings, Inc., the private company that represents many of the non-publicly traded business interests of the Huizenga family, announce that it retained the investment banking firm of Morgan Stanley Dean Whitter to explore strategic alternatives regarding the financial structure of the Miami Dolphins and Pro Player Stadium. Alternatives include the potential of additional investors in the team and the stadium, as well as naming rights for the stadium.
- Aug. 21 – The portion of N.W. 199 Street in front of Pro Player Stadium is re-named "Dan Marino Boulevard". The new address for the Dolphins' home becomes 2269 Dan Marino Boulevard.
- Aug. 23 – More than 50,000 fans show up at Pro Player Stadium for the public tribute to Dan Marino. The night's festivities include appearances by the five other members of the famed quarterback "Class of '83" – John Elway, Jim Kelly, Todd Blackledge, Tony Eason and Ken O'Brien – as well as former Dolphins Head Coach Don Shula and former Steelers quarterback Terry Bradshaw. The band "Hootie and the Blowfish" provide the musical entertainment, while the four-hour event concludes with a gala fireworks display.
- Sept. 3 – Jay Fiedler opens at quarterback in the Dolphins' season-opener against Seattle at Pro Player Stadium. Fiedler is the first quarterback to start on opening day for the Dolphins other than Dan Marino since 1983. Fiedler completes 15 of 24 passes for 134 yards with one touchdown and no interceptions in the Dolphins' 23-0 win, the third shutout victory on opening day in franchise history and the first since 1983.
- Sept. 17 – The Dolphins defeat the eventual Super Bowl champion Baltimore Ravens, 19-6, in a game that was played through a steady rain at Pro Player Stadium. At halftime of the game, former quarterback Dan Marino has his jersey No. 13 retired, the second Dolphin ever to receive that honor. He also becomes the 13th member of the Dolphin Honor Roll.

- Oct. 8 – For the first time since September 21, 1997 at Tampa Bay, the Dolphins wear their white jerseys with white pants in a 22-13 victory over Buffalo at Pro Player Stadium.
- Oct. 23 – On a Monday night at the Meadowlands, the Dolphins hold a commanding 30-7 fourth-quarter lead over the New York Jets. The Jets, however, post 30 of the 37 points scored in the fourth quarter to send the game into overtime, where John Hall ended the four hour, ten minute epic with a 40-yard field goal, 6:47 into the extra period. It was the largest comeback win ever against the Dolphins, while it also marked the longest game in the 31-year history of ABC Monday Night Football.
- Dec. 10 – In a 16-13 loss to Tampa Bay at Pro Player Stadium, running back Lamar Smith rushes for 79 yards and surpasses the 1,000-yard rushing plateau for the season. Smith becomes the first Dolphin to accomplish the feat since Karim Abdul-Jabbar in 1996 and the fifth player overall to do it.
- Dec. 24 – The Dolphins earn a 27-24 victory over the Patriots on Christmas Eve at Foxboro Stadium to claim the 16th AFC East title in club history and the first since 1994. Thirty-five minutes following the apparent conclusion of the game, both teams were summoned back onto the field after it was determined that three seconds still remained with the Patriots having the ball at their own 40. Michael Bishop's final pass attempt of the game fell incomplete at about the Dolphins' 25.
- Dec. 30 – The Dolphins erase a 14-0 third-quarter deficit by scoring 23 of the next 26 points en route to a 23-17 overtime win against the Colts in an AFC First-Round Playoff game at Pro Player Stadium. It marked the second-largest comeback win in Dolphins postseason annals. The winning points were scored on a 17-yard run by running back Lamar Smith with 3:34 to play in the first overtime. It capped a day in which Smith set an NFL playoff record with 40 rushing attempts. His 209 rushing yards is the second-highest figure in NFL playoff history and the most-ever by a Dolphin (regular season or postseason).

2001

- Jan. 6 – The Raiders defeat the Dolphins, 27-0, in a Divisional Playoff game in Oakland. It is the first time that Miami has been shutout in 38 postseason contests.
- Jan. 15 – Keith Armstrong is named special teams coach, replacing Mike Westhoff, and Tony Wise is hired as offensive line coach, replacing Paul Boudreau.
- Jan. 27 – Former linebacker Nick Buoniconti, who anchored Miami's "No-Name" defense, leading the Dolphins to two straight Super Bowl victories, becomes the eighth former Dolphin to be elected into the Pro Football Hall of Fame, and the first defensive player.
- Feb. 2 – Head Coach Dave Wannstedt signs a one-year contract extension through the 2003 season.
- Mar. 1 – Bob Sanders is named linebackers coach, replacing Randy Shannon, who became the defensive coordinator at the University of Miami.
- Apr. 30 – Offensive tackle Richmond Webb, the Dolphins first-round draft choice in 1990 and a seven-time Pro Bowl selection, officially ends his tenure with the Dolphins when he signs a three-year contract with the Cincinnati Bengals as an unrestricted free agent.
- May 9 – Vice President of Player Personnel Rick Spielman signs a one-year contract extension through the 2003 season. In addition, Ron Labadie is promoted to Director of College Scouting, after serving as the Dolphins' midwest scout since 1990. Tom Braatz, the team's Director of College Scouting since 1992, is named as a scout, and John Crea is named as the Dolphins' midwest area scout.
- June 4 – George Paton is named Director of Pro Personnel, replacing Tom Heckert, Jr., who was named Director of Player Personnel with the Philadelphia Eagles.
- Aug. 4 – Former linebacker Nick Buoniconti is inducted into the Pro Football Hall of Fame, the eighth Dolphin and first defensive player to earn that honor.
- Sept. 9 – The Dolphins record their tenth consecutive opening day victory with a 31-23 decision over the Tennessee Titans in Miami's first-ever visit to Nashville's Adelphia Coliseum. Among the Dolphins' four touchdowns on the night was a Zach Thomas 34-yard interception return for a touchdown, the fourth of his career, setting a new club all-time record.
- Sept. 13 – In the wake of the September 11 terrorist attacks, the NFL announces that it will cancel games for the weekend of September 16-17. The Dolphins game against the Buffalo Bills at Pro Player Stadium is re-scheduled for Sunday, January 6.
- Dec. 10 – The Dolphins earn a resounding 41-6 victory over the Indianapolis Colts on a Monday night at Pro Player Stadium, the last game that these two teams would play as AFC

East opponents, prior to realignment in 2002. For the Dolphins, it was their 36th victory on Monday Night Football, as they surpassed San Francisco as the winningest team in MNF history.

- Dec. 16 – The Dolphins are handed a 21-0 shutout by the San Francisco 49ers at 3Com Park. Coupled with their 24-0 loss to the Jets at Pro Player Stadium on November 18, it marks just the third time in franchise history and the first time since 1970 that the Dolphins suffer two shutout losses in the same season.
- Dec. 22 – Playing their third game in 13 days, the Dolphins drop a 20-13 decision to the New England Patriots, in the last regular season game ever played at Foxboro Stadium.
- Dec. 30 – With a 21-14 win over Atlanta at Pro Player Stadium, the Dolphins clinch their fifth playoff appearance in a row, as they become the only NFL team to reach the postseason in each of the last five years, a span ranging from 1997-01.

2002

- Jan. 6 – In a game that was originally scheduled to be played on September 16, but cancelled because of terrorist attacks, the Dolphins clinch a home First-Round Playoff game with a 34-7 season ending win over Buffalo, just the fourth time in team history that the Dolphins have played a regular season game in the month of January. On the game's final play, Brock Marion picks off a Travis Brown pass and races 100 yards for a touchdown, as the Dolphins establish a club single-season record for interception returns for touchdowns (five) and defensive touchdowns (six).
- Jan. 28 – Team President Eddie Jones announces that he will retire following the 2002 season. Bryan Wiedmeier is promoted to Executive Vice President and Chief Operating Officer and Rick Spielman is promoted to Senior Vice President – Football Operations/Player Personnel.
- Feb. 5 – The Dolphins name Norv Turner as their Assistant Head Coach/Offensive Coordinator, taking over from Chan Gailey, who had been named Head Coach at Georgia Tech. In addition to serving as Head Coach with the Washington Redskins from 1994-00, Turner also was the offensive coordinator with both Dallas (1991-93) and San Diego (2001).
- March 8 – The Dolphins acquire former Hesiman Trophy winning running back Ricky Williams from the New Orleans Saints in exchange for a 2002 first-round draft choice and a conditional third-round pick in 2003. In addition, the teams swapped positions in the fourth round of the '02 draft.
- March 14 – The Dolphins and WQAM Radio sign a new two-year contract for the station to continue to serve as the team's flagship through 2003.
- March 26 – Howard David is named as the Dolphins' new play-by-play announcer. He joins Jim Mandich, who will continue to serve as the color analyst on the team's radio broadcasts on WQAM.
- June 5 – At the team's annual Kickoff Banquet, President Eddie Jones announces that former running back Larry Csonka will have his uniform jersey No. 39 retired during halftime ceremonies of the Dolphins' December 9 game against Chicago at Pro Player Stadium. Csonka will become the third player to receive this honor, joining QB Bob Griese (No. 12 on May 6, 1982) and QB Dan Marino (No. 13 on September 17, 2000).

THE ORANGE BOWL

The 1986 season marked the end of an era for the Miami Dolphins as the team played its final season in the Orange Bowl. In 21 years, the Dolphins posted a 110-38-3 (.738) regular-season record.

In the playoffs, Miami was 10-4 at the 75,206-seat Orange Bowl, giving the team a 120-43-3 (.736) mark in all games played there.

Miami played in the Orange Bowl from the team's initial season in 1966 through the 1986 campaign. From 1966 to 1969, the Orange Bowl had a grass playing field. The playing surface was changed to Poly-Turf in 1970, was replaced in 1972 and finally removed in March, 1976, so that Prescription Athletic Turf could be installed.

The Orange Bowl has been the site of many great sporting events, including five Super Bowls, the annual Orange Bowl Classic, Olympic soccer matches and championship boxing matches.

2001 DOLPHINS PLAYOFF STATISTICS

PLAYOFF RESULTS (0-1)

DATE	OPPONENT	SCORE	W/L	ATTENDANCE
Jan. 13	BALTIMORE	3-20	L	72,251

TEAM STATISTICS

	DOLPHINS	OPPONENTS
TOTAL FIRST DOWNS	9	20
Rushing	1	12
Passing	6	7
Penalty	2	1
Third Down: Made/Att.	3/11	10/16
Third Down Efficiency	27.3	62.5
Fourth Down: Made/Att.	0/1	0/0
Fourth Down Efficiency	0.0	0.0
POSSESSION AVERAGE	22:06	37:54
TOTAL NET YARDS	151	347
Average Per Game	151.0	347.0
Total Plays	46	69
Average Per Play	3.3	5.0
NET YARDS RUSHING	46	226
Avg. Per Game	46.0	226.0
Total Rushes	15	50
NET YARDS PASSING	105	121
Avg. Per Game	105.0	121.0
Sacked/Yards Lost	3/17	1/12
Gross Yards	122	133
Att./Completions	28/15	18/12
Completion Pct.	53.6	66.7
Had Intercepted	1	0
PUNTS/AVERAGE	5/47.4	4/45.5
NET PUNTING AVG.	5/42.8	4/38.3
PENALTIES/YARDS	6/36	5/35
FUMBLES/BALL LOST	3/2	1/1
TOUCHDOWNS	0	2
Rushing	0	1
Passing	0	1
Returns	0	0

Score By Quarters	1	2	3	4	OT	Total
DOLPHINS	3	0	0	0	0	3
OPPONENTS	0	7	7	6	0	20

RUSHING

	NO.	YDS.	AVG.	LG	TD
Fiedler	3	16	5.3	8	0
Minor	5	14	2.8	5	0
Lucas	1	10	10.0	10	0
L. Smith	6	6	1.0	3	0
DOLPHINS	15	46	3.1	10	0
OPPONENTS	50	226	4.5	18	1

PASSING

	ATT.	COMP.	YDS.	PCT.	TD	INT.	LG	SACK/ LOST	RATING
Fiedler	28	15	122	53.6	0	1	20	3/17	50.0
DOLPHINS	28	15	122	53.6	0	1	20	3/17	50.0
OPPONENTS ..	18	12	133	66.7	1	0	45	1/12	106.9

RECEIVING

	NO.	YDS.	AVG.	LG	TD
Ward	5	55	11.0	19	0
McKnight	4	26	6.5	12	0
Weaver	2	22	11.0	20	0
Minor	2	4	2.0	4	0
Gadsden	1	9	9.0	9	0
L. Smith	1	6	6.0	6	0
DOLPHINS.....	15	122	8.1	20	0
OPPONENTS.....	12	133	11.1	45	1

INTERCEPTIONS

	NO.	YDS.	AVG.	LG	TD
DOLPHINS.....	0	0	-	-	0
OPPONENTS.....	1	26	26.0	26	0

PUNTING

	NO.	YDS.	AVG.	NET	TB	IN 20	LG	BLK
Turk	5	237	47.4	42.8	1	2	52	0
DOLPHINS.....	5	237	47.4	42.8	1	2	52	0
OPPONENTS.....	4	182	45.5	38.3	1	1	51	0

PUNT RETURNS

	RET.	FC	YDS.	AVG.	LG	TD
Ogden	2	0	9	4.5	9	0
DOLPHINS.....	2	0	9	4.5	9	0
OPPONENTS.....	2	1	3	1.5	3	0

KICKOFF RETURNS

	NO.	YDS.	AVG.	LG	TD
Marion	5	115	23.0	32	0
DOLPHINS.....	5	115	23.0	32	0
OPPONENTS.....	2	22	11.0	14	0

FIELD GOALS

	1-19	20-29	30-39	40-49	50+	TOTALS
Mare	0/0	0/0	1/1	0/0	0/0	1/1
DOLPHINS.....	0/0	0/0	1/1	0/0	0/0	1/1
OPPONENTS.....	0/0	0/0	1/1	1/2	0/0	2/3

SCORING

	TDR	TDP	TDRt	PAT	FG	S	2-PT	TP
Mare	0	0	0	0/0	1/1	0	0	3
DOLPHINS.....	0	0	0	0/0	1/1	0	0	3
OPPONENTS.....	1	2	1	3/3	5/7	0	1	44

TWO-POINT CONVERSIONS

DOLPHINS 0-0, OPPONENTS 0-0

SACKS

Galyon 1.0.

DOLPHINS 1.0, OPPONENTS 3.0

2001 PLAYOFF DEFENSIVE STATISTICS

PLAYER	TOTAL TACK.	SOLO	ASST.	SACKS/ YARDS	QB HURRIES	INT./ YARDS	FUM. REC.	FUM. FOR.	PASS DEF.
Thomas	22	14	8						
Taylor	10	6	4						
Marion	8	4	4						
Greenwood	7	4	3						
Walker	7	3	4						
Mixon	6	2	4						
Bowens, T.	5	2	3						
Galyon	3	2	1	1/12					
Cousin	2	0	2						1
Bromell	1	1	0						
Freeman	1	1	0						
Grant	1	1	0						
Haley	1	1	0						
Madison	0	1	1						
Surtain	1	1	0						1

NOTE: special teams and miscellaneous tackles not included above.

MISCELLANEOUS TACKLES: Folau (1): 1 vs. Bal., 1/13/02.

SACK CHART:

Galyon: 1 Sack – vs. Balt., 1/13/01, 1-12 yds.

2001 PLAYOFF SPECIAL TEAMS STATISTICS

PLAYER	TOTAL TACK.	SOLO	ASST.	FUM. REC.	FUM. FOR.	BLKD KICKS
Bowens, D.	1	1	0			
Minor	1	1	0			
Russell	1	1	1		1	
Turk	1	1	0			
Hendricks	0	0	0	1		

2001 PLAYOFF STATISTICAL BESTS

DOLPHINS INDIVIDUAL

YARDS RUSHING	16	Jay Fiedler vs. Baltimore, 1/13/02
RUSHING ATTEMPTS.....	6	Lamar Smith vs. Baltimore, 1/13/02
RUSHING TOUCHDOWNS	0	
YARDS PASSING.....(gross)	122	Jay Fiedler vs. Baltimore, 1/13/02
PASS ATTEMPTS.....	28	Jay Fiedler vs. Baltimore, 1/13/02
PASS COMPLETIONS	15	Jay Fiedler vs. Baltimore, 1/13/02
COMPLETION PERCENTAGE.....	53.6	Jay Fiedler vs. Baltimore, 1/13/02 (15-28)
TOUCHDOWN PASSES.....	0	
PASSES HAD INTERCEPTED.....	1	Jay Fiedler vs. Baltimore, 1/13/02
RECEPTIONS.....	5	Dedric Ward vs. Baltimore, 1/13/02
RECEIVING YARDS	55	Dedric Ward vs. Baltimore, 1/13/02
RECEIVING TOUCHDOWNS.....	0	
TOTAL YARDS FROM SCRIMMAGE...	55	Dedric Ward vs. Baltimore, 1/13/02 (0 rushing; 55 receiving)

FIELD GOALS	1	Olindo Mare vs. Baltimore, 1/13/02
TACKLES	22	Zach Thomas vs. Baltimore, 1/13/02
INTERCEPTIONS	0	
SACKS	1	Scott Galyon vs. Baltimore, 1/13/02
LONGEST RUN FROM SCRIMMAGE	10	Ray Lucas vs. Baltimore, 1/13/02
LONGEST PASS RECEPTION	20	Jed Weaver vs. Baltimore, 1/13/02
LONGEST INTERCEPTION RETURN		None
LONGEST FUMBLE RETURN	0	Tommy Hendricks vs. Baltimore, 1/13/02
LONGEST PUNT RETURN	9	Jeff Ogden vs. Baltimore, 1/13/02
LONGEST KICKOFF RETURN	32	Brock Marion vs. Baltimore, 1/13/02
LONGEST PUNT	52	Matt Turk vs. Baltimore, 1/13/02
MOST PUNTS	5	Matt Turk vs. Baltimore, 1/13/02
LONGEST FIELD GOAL	33	Olindo Mare vs. Baltimore, 1/13/02
LONGEST FIELD GOAL ATTEMPT	33	Olindo Mare vs. Baltimore, 1/13/02

OPPONENTS INDIVIDUAL

YARDS RUSHING	109	Terry Allen of Baltimore, 1/13/02
RUSHING ATTEMPTS	25	Terry Allen of Baltimore, 1/13/02
RUSHING TOUCHDOWNS	1	Terry Allen of Baltimore, 1/13/02
YARDS PASSING	133	Elvis Grbac of Baltimore, 1/13/02
PASS ATTEMPTS	18	Elvis Grbac of Baltimore, 1/13/02
PASS COMPLETIONS	12	Elvis Grbac of Baltimore, 1/13/02
COMPLETION PERCENTAGE	66.7	Elvis Grbac of Baltimore, 1/13/02 (12-18)
TOUCHDOWN PASSES	1	Elvis Grbac of Baltimore, 1/13/02
PASSES HAD INTERCEPTED	0	Elvis Grbac of Baltimore, 1/13/02
RECEPTIONS	4	Shannon Sharpe of Baltimore, 1/13/02
RECEIVING YARDS	49	Travis Taylor of Baltimore, 1/13/02
RECEIVING TOUCHDOWNS	1	Travis Taylor of Baltimore, 1/13/02
TOTAL YARDS FROM SCRIMMAGE	109	Terry Allen of Baltimore, 1/13/02 (109 rushing; 0 receiving)
FIELD GOALS	2	Matt Stover of Baltimore, 1/13/02
TACKLES	7	Ray Lewis of Baltimore, 1/13/02
INTERCEPTIONS	1	Duane Starks of Baltimore, 1/13/02
SACKS	1	Peter Boulware of Baltimore, 1/13/02
	1	Anthony Mitchell of Baltimore, 1/13/02
	1	Jamie Sharper of Baltimore, 1/13/02
LONGEST RUN FROM SCRIMMAGE	18	Jason Brookins of Baltimore, 1/13/02
LONGEST PASS RECEPTION	45	Travis Taylor of Baltimore, 1/13/02
LONGEST INTERCEPTION RETURN	26	Duane Starks of Baltimore, 1/13/02
LONGEST FUMBLE RETURN	0	Sam Adams of Baltimore, 1/13/02
LONGEST PUNT RETURN	0	Peter Boulware of Baltimore, 1/13/02
LONGEST KICKOFF RETURN	3	Jermaine Lewis of Baltimore, 1/13/02
LONGEST PUNT	14	Jermaine Lewis of Baltimore, 1/13/02
LONGEST PUNT	51	Kyle Richardson of Baltimore, 1/13/02
MOST PUNTS	4	Kyle Richardson of Baltimore, 1/13/02
LONGEST FIELD GOAL	40	Matt Stover of Baltimore, 1/13/02
LONGEST FIELD GOAL ATTEMPT	51	Matt Stover of Baltimore, 1/13/02

DOLPHINS TEAM

	HIGHS	LOWS
TOTAL FIRST DOWNS	9	vs. Baltimore, 1/13/02
TOTAL NET YARDS	151	vs. Baltimore, 1/13/02
TOTAL OFFENSIVE PLAYS	46	vs. Baltimore, 1/13/02
NET YARDS RUSHING	46	vs. Baltimore, 1/13/02
RUSHING ATTEMPTS	15	vs. Baltimore, 1/13/02
NET YARDS PASSING	105	vs. Baltimore, 1/13/02
PASS ATTEMPTS	28	vs. Baltimore, 1/13/02
PASS COMPLETIONS	15	vs. Baltimore, 1/13/02
TIMES SACKED	3	vs. Baltimore, 1/13/02
PASSES HAD INTERCEPTED ..	1	vs. Baltimore, 1/13/02
PUNTS	5	vs. Baltimore, 1/13/02
PENALTIES	6	vs. Baltimore, 1/13/02
YARDS PENALIZED	36	vs. Baltimore, 1/13/02
FUMBLES	3	vs. Baltimore, 1/13/02

FUMBLES LOST 2 vs. Baltimore, 1/13/02
 TIME OF POSSESSION 22:06 vs. Baltimore, 1/13/02

OPPONENTS TEAM

	HIGHS	LOWS
TOTAL FIRST DOWNS	20 Baltimore, 1/13/02	
TOTAL NET YARDS	347 Baltimore, 1/13/02	
TOTAL OFFENSIVE PLAYS	69 Baltimore, 1/13/02	
NET YARDS RUSHING	226 Baltimore, 1/13/02	
RUSHING ATTEMPTS	50 Baltimore, 1/13/02	
NET YARDS PASSING	121 Baltimore, 1/13/02	
PASS ATTEMPTS	18 Baltimore, 1/13/02	
PASS COMPLETIONS	12 Baltimore, 1/13/02	
TIMES SACKED	1 Baltimore, 1/13/02	
PASSES HAD INTERCEPTED ..	0 Baltimore, 1/13/02	
PUNTS	4 Baltimore, 1/13/02	
PENALTIES	5 Baltimore, 1/13/02	
YARDS PENALIZED	35 Baltimore, 1/13/02	
FUMBLES	1 Baltimore, 1/13/02	
FUMBLES LOST	1 Baltimore, 1/13/02	
TIME OF POSSESSION	37:54 Baltimore, 1/13/02	

IN THE PLAYOFFS MIAMI WAS:

0-1	when leading after the 1st quarter	0-0	in road games
0-0	when leading after the 2nd quarter	0-0	when playing in domes
0-0	when leading after the 3rd quarter	0-1	when playing outdoors
0-0	when behind after the 1st quarter	0-0	when playing on artificial turf
0-1	when behind after the 2nd quarter	0-1	when playing on natural grass
0-1	when behind after the 3rd quarter	0-0	after winning the coin toss
0-1	when Miami scores first	0-1	after losing the coin toss
0-0	when opponent scores first	0-0	when scoring 21 points or more
0-0	when tied at halftime	0-1	when yielding 20 points or less
0-1	in home games	0-0	in overtime contests

DRIVE ENGINEERING

	DRIVES	TD	FG	MFG	PUNT	BLK PUNT	FBL	INT	DWNS	HLF	GAME	END OF REG	PTS
Dolphins	10	0	1	0	5	0	2	1	1	0	0	0	3
Opponent	11	2	2	1	4	0	1	0	0	0	1	0	20

INSIDE THE TWENTY-YARD LINE

	NO	TD	FG	MFG	INT	FMBL	DWN	GAME	HLF	PTS	TD%
Dolphins	1	0	1							3	0.0
Opponents	4	2	2							20	50.0

GOAL-TO-GO SITUATIONS

	NO	TD	FG	MFG	INT	FMBL	DWN	GAME	HLF	PTS
Dolphins	0	0								0
Opponents	2	2	0							14

GIVEAWAYS - TAKEAWAYS

TAKEAWAYS: 1, resulting in 0 TDs, 1 FG, 0 MFGs, 0 PUNTS, 0 INTs, 0 FUMBLES, 0 HALFS, 0 GAMES, 0 DOWNS = **3 POINTS**

GIVEAWAYS: 3, resulting in 0 TDs, 2 FGs, 1 MFG, 0 PUNTS, 0 INTs, 0 FUMBLES, 0 HALFS, 0 GAMES, 0 DOWNS = **25 POINTS**

GAME	TAKEAWAYS			GIVEAWAYS			DIFF	W/L
	FMBL	INT	TOT	FMBL	INT	TOT		
1/13 BALTIMORE	0	1	(1)	1	2	(3)	-2	L
POSTSEASON TOTALS	0	1	(1)	1	2	(3)	-2	0-1

BLOCKS

	FGs	PATs	PUNTS	TOTAL
By Dolphins	0	0	0	0
By Opponents	0	0	0	0

THIRD DOWN EFFICIENCY

3rd DOWN AND											
	1	2	3	4	5	6	7	8	9	10+	TOTAL
Miami	1-2	0-0	0-1	0-0	1-1	0-1	0-1	0-1	0-1	1-3	3-11
Oppo.	3-4	0-1	2-3	2-3	1-1	1-1	0-1	0-0	0-0	1-2	10-16

DOLPHINS LONG PLAYS

PASSING (25-yards and more)

None

RUSHING (15-yards and more)

None

OPPONENTS LONG PLAYS

PASSING (25-yards and more)

45 E. Grbac to T. Taylor of Baltimore (1/13/02)

RUSHING (15-yards and more)

18 J. Brookins of Baltimore (1/13/02)

15 T. Taylor of Baltimore (1/13/02)

DOLPHINS BIG GAMES

100-YARD RUSHERS

None

100-YARD RECEIVERS

None

300-YARD PASSERS

None

OPPONENTS BIG GAMES

100-YARD RUSHERS

109 Terry Allen of Bal., 1/13/02

100-YARD RECEIVERS

None

300-YARD PASSERS

None

DOLPHINS

1984 DOLPHINS OFFENSE IS BEST IN NFL

In the 1984 season, the Dolphins established a number of NFL season records, including most yards gained (6,936), most yards gained by passing (5,018), most first downs (387), most touchdowns (70), most passing touchdowns (49) and most PATs (66). Five of the six marks still stand as NFL records. The only exception is yards gained passing, which was eclipsed by the 2000 St. Louis Rams (5,232).

FACT

DOLPHINS

DOLPHINS PLAYOFF MARGINS OF VICTORY

Miami's 31-0 playoff win over San Diego on January 10, 1993, at Pro Player Stadium marked the largest margin of victory by the team in a playoff game. The previous largest margin of victory in the post-season by the Dolphins was three 21-point wins as Miami came away with a 21-0 win over Baltimore on January 2, 1972 in the Orange Bowl, a 31-10 win over San Diego on January 16, 1983 in the O.B. and a 31-10 win over Seattle on December 29, 1984 in the O.B.

FACT

PLAYOFF HISTORY

1970 AFC PLAYOFF

RAIDERS 21, DOLPHINS 14
December 27, 1970

Oakland-Alameda County Coliseum
Oakland, CA

Oakland quarterback Daryle Lamonica unloaded an 82-yard touchdown pass to Rod Sherman with 9:34 left to play as Oakland spoiled the Dolphins' first appearance in the playoffs, 21-14, on a field oozing with mud. The Dolphins, who had won six consecutive games to finish the season 10-4 and gain a wild-card berth, took a 7-0 lead in the second quarter when Bob Griese fired a 16-yard strike to Paul Warfield in the end zone. Lamonica matched that TD with a 22-yard toss to Fred Biletnikoff only 1:50 before halftime. Raider right cornerback Willie Brown intercepted a wet and wobbly pass by Griese and fled 50 yards along the sideline for the tie-breaking TD. It came minutes after Jake Scott recovered an Oakland fumble at the Miami 10-yard line. The heave to Sherman was insurance. Only three plays earlier, Dolphin kicker Garo Yepremian missed a 24-yard field goal attempt for the second time in the game. Oakland's George Blanda also missed a 23-yarder.

MIAMI	0	7	0	7	-	14
OAKLAND	0	7	7	7	-	21

M - Warfield, 16 pass from Griese (Yepremian kick)	2/19	2- 3:31
O - Biletnikoff, 22 pass from Lamonica (Blanda kick)	8/62	2-13:10
O - Brown, 50 interception return (Blanda kick)		3-12:26
O - Sherman, 82 pass from Lamonica (Blanda kick)	3/80	4- 5:26
M - W. Richardson, 7 pass from Griese (Yepremian kick)	9/69	4-10:32

ATT. - 54,401

	Miami	Oakland
First Downs Total-Rush.-Pass.-Pen.	16-5-9-2	12-5-7-0
Total Yards-Plays-Average	242-63-3.5	301-52-5.8
Rushes-Yards-Average	33-118-3.6	36-114-3.2
Net Yards Passing-Times Thrown-Yards Lost	124-3-31	187-0-0
Passes Attempted-Completed-Intercepted	27-13-1	16-8-0
Punts/Number-Average	5-39.2	4-32.2
Penalties/Number-Yards	0-0	4-30
Fumbles/Number-Lost	2-0	4-2

INDIVIDUAL STATISTICS

RUSHING - Miami: Kiick 14-64; Morris 8-29; Csonka 10-23; Griese 1-2.

Oakland: Hubbard 18-58; Smith 9-37; Dixon 8-31; Banaszak 1-(-6).

PASSING - Miami: Griese 27-13-1, 155 yards, 2 TDs.

Oakland: Lamonica 16-8-0, 187 yards, 2 TDs.

RECEIVING - Miami: Warfield 4-62, 1 TD; Kiick 4-34; W. Richardson 2-30, 1 TD; Morris 2-15; Twilley 1-14.

Oakland: Biletnikoff 3-46, 1 TD; Chester 2-47; Sherman 1-82, 1 TD; Smith 1-9; Dixon 1-3.

INTERCEPTIONS - Miami: None.

Oakland: Brown 1-50, 1 TD.

SACKS - Miami: None.

Oakland: Hilton 1; Curtis 1; Miller 1.

MISSED FIELD GOALS - Miami: Yepremian 24(WR), 24(S).

Oakland: Blanda 23(S).

1971 AFC PLAYOFF

DOLPHINS 27, CHIEFS 24 (2 OTs)
December 25, 1971

Kansas City Municipal Stadium
Kansas City, MO

Garo Yepremian ended 82 minutes and 40 seconds of an epic struggle by booting a 37-yard field goal with 7:40 elapsed in the second overtime, lifting the Dolphins past Kansas City, 27-24, on Christmas Day. The Dolphins battled from behind three times to tie the AFC West champions, the third time on Bob Griese's five-yard pass to tight end Marv Fleming with 96 seconds remaining in regulation. Kansas City running back Ed Podolak, who amassed 350 yards of all-purpose running, returned the ensuing kickoff 78 yards to the Dolphin 22 where Curtis Johnson missed a desperation tackle. With 35 seconds on the clock, Jan Stenerud missed a 32-yard field-goal try. Stenerud had a 42-yarder blocked by Nick Buoniconti in the fifth quarter, and Yepremian was short with a 45-yard effort. But Larry Csonka crashed 29 yards to the Chiefs 36, and that put Yepremian, the NFL's scoring leader, in position to win it. Goal posts were on the goal line; in 1974 the uprights were moved to the end line.

MIAMI	0	10	7	7	0	3	-	27
KANSAS CITY	10	0	7	7	0	0	-	24

KC – FG Stenerud 24	9/40	1- 6:06
KC – Podolak, 7 pass from Dawson (Stenerud kick)	6/35	1-11:31
M – Csonka, 1 run (Yepremian kick)	9/80	2- 2:22
M – FG Yepremian 14	4/5	2-14:47
KC – Otis, 1 run (Stenerud kick)	14/75	3- 9:44
M – Kiick, 1 run (Yepremian kick)	8/71	3-14:00
KC – Podolak, 3 run (Stenerud kick)	6/91	4- 8:14
M – Fleming, 5 pass from Griese (Yepremian kick)	9/71	4-13:24
M – FG Yepremian 37	6/40 2nd OT-	7:40

ATT. – 45,822

	Miami	Kansas City
First Downs/Total-Rush.-Pass.-Pen.	22-6-14-2	23-13-10-0
Total Yards-Plays-Average	407-78-5.2	451-71-6.4
Rushes-Yards-Average	43-144-3.4	44-213-4.8
Net Yards Passing-Times Thrown-Yards Lost	263-0-0	238-1-8
Passes Attempted-Completed-Intercepted	35-20-2	26-18-2
Punts/Number-Average	6-40.0	2-51.0
Penalties/Number-Yards	5-26	6-44
Fumbles/Number-Lost	1-0	3-2

INDIVIDUAL STATISTICS

RUSHING – Miami: Csonka 24-86, 1 TD; Kiick 15-56, 1 TD; Griese 2-9; Warfield 2-(-7).

Kansas City: Hayes 22-100; Podolak 17-85, 1 TD; Wright 2-15; Otis 3-13, 1 TD.

PASSING – Miami: Griese 35-20-2, 263 yards, 1 TD.

Kansas City: Dawson 26-18-2, 246 yards, 1 TD.

RECEIVING – Miami: Warfield 7-140; Twilley 5-58; Fleming 4-37, 1 TD; Kiick 3-24; Mandich 1-4.

Kansas City: Podolak 8-110, 1 TD; Wright 3-104; Taylor 3-12; Hayes 3-6; Frazier 1-14.

INTERCEPTIONS – Miami: Scott 1-13; Johnson 1-0.

Kansas City: Lanier 1-7; Lynch 1-0.

SACKS – Miami: Fernandez 0.5; Heinz 0.5.

Kansas City: None.

MISSED FIELD GOALS – Miami: Yepremian 52(S).

Kansas City: Stenerud 29(WR), 31(WR), 42(B).

1971 AFC CHAMPIONSHIP

DOLPHINS 21, COLTS 0
January 2, 1972

Orange Bowl
Miami, FL

Three lightning plays and a persistent defense propelled the Dolphins into Super Bowl VI with a 21-0 rout of Baltimore before an all-time Orange Bowl record crowd of 78,939. Strong safety Dick Anderson intercepted a Johnny Unitas pass which was deflected by Curtis Johnson, and behind a wall of six open-field blocks, Anderson weaved 62 yards for a third-quarter touchdown. "My eyes were popping as I ran," Anderson said. "I've never seen so many people land on their heads." Before Anderson's convoy made it 14-0, the Dolphins staggered the defending Super Bowl champions when Bob Griese and Paul Warfield hooked up for a 75-yard TD pass. Warfield applied the clincher when he escaped 50 yards with a Griese pass, setting up a five-yard TD slam by fullback Larry Csonka. The Colts had not been held scoreless for 97 games over seven seasons. They were stopped at the Dolphin nine in the second quarter. Jim O'Brien missed two field-goal attempts and had another blocked by Lloyd Mumphord.

BALTIMORE	0	0	0	0	—	0
MIAMI	7	0	7	7	—	21

M – Warfield, 75 pass from Griese (Yepremian kick)	2/80	1- 8:21
M – Anderson, 62 interception return (Yepremian kick)		3-10:21
M – Csonka, 5 run (Yepremian kick)	6/74	4- 6:56

ATT. – 78,939

	Baltimore	Miami
First Downs Total-Rush.-Pass.-Pen.	16-6-10-0	13-8-4-1
Total Yards-Plays-Average	302-68-3.1	286-45-6.4
Rushes-Yards-Average	30-89-2.9	35-144-4.1
Net Yards Passing-Times Thrown-Yards Lost	213-2-11	142-2-16
Passes Attempted-Completed-Intercepted	36-20-3	8-4-1
Punts/Number-Average	3-45.3	6-42.7
Penalties/Number-Yards	1-5	2-27
Fumbles/Number-Lost	1-0	0-0

INDIVIDUAL STATISTICS

RUSHING – Miami: Kiick 18-66; Csonka 15-63, 1 TD; Griese 1-12; Morris 1-3.

Baltimore: McCauley 15-50; Nottingham 11-33; Nowatzke 2-5; Unitas 2-1.

PASSING – Miami: Griese 8-4-1, 158 yards, 1 TD.

Baltimore: Unitas 36-20-3 224 yards, 0 TDs.

RECEIVING – Miami: Warfield 2-125, 1 TD; Twilley 2-33.

Baltimore: Hinton 6-98; Nottingham 4-26; Perkins 3-19; Havrilak 2-31; McCauley 2-24; Mitchell 1-14; Mackey 1-6; Matte 1-6.

INTERCEPTIONS – Miami: Anderson 1-62, 1 TD; Kolen 1-11; Scott 1-0.

Baltimore: Logan 1-0.

SACKS – Miami: Heinz 2.

Baltimore: Smith 1; M. Curtis 1.

MISSED FIELD GOALS – Miami: None.

Baltimore: O'Brien 46(WR), 48(S), 35(B).

SUPER BOWL VI

COWBOYS 24, DOLPHINS 3
January 16, 1972

Tulane Stadium
New Orleans, LA

A 252-yard rushing attack and sharp passing by Roger Staubach spurred the Dallas Cowboys to a 24-3 victory over the Dolphins at Tulane Stadium. Duane Thomas pranced 95 yards on 19 carries, fullback Walt Garrison added 74 yards on 14 carries and Staubach passed twice for touchdowns to Lance Alworth and Mike Ditka. Staubach, who was sacked twice in the first quarter, bounced back to complete 12 of 19 passes, and he scrambled from the Dolphin pass rush five times. The Dolphins were frustrated all day; in the first quarter, Larry Csonka lost a fumble and Bob Griese was chased by tackle Bob Lilly for a 29-yard loss. Griese also fumbled away a snap at the Dallas 16 in the fourth period. Although it was an intriguing 10-3 at halftime, the Cowboys marched 71 yards in eight plays after the kickoff, and Thomas swept three yards for the TD.

DALLAS	3	7	7	7	-	24
MIAMI	0	3	0	0	-	3

D – Alworth, 7 pass from Staubach (Clark kick)	10/76	2-13:45
M – FG Yepremian 31	5/44	2-14:56
D – D. Thomas, 3 run (Clark Kick)	8/71	3- 5:17
D – Ditka, 7 pass from Staubach (Clark kick)	3/9	4- 3:18

ATT. – 80,591

	Dallas	Miami
First Downs Total-Rush.-Pass.-Pen.	23-15-8-0	10-3-7-0
Total Yards-Plays-Average	352-69-5.1	185-44-4.2
Rushes-Yards-Average	48-252-5.3	20-80-4.0
Net Yards Passing-Times Thrown-Yards Lost	100-2-19	105-1-29
Passes Attempted-Completed-Intercepted	19-12-0	23-12-1
Punts/Number-Average	5-37.2	5-40.0
Penalties/Number-Yards	3-15	0-0
Fumbles/Number-Lost	1-1	2-2

INDIVIDUAL STATISTICS

RUSHING – Miami: Csonka 9-40; Kiick 10-40; Griese 1-0.

Dallas: Thomas 19-95, 1 TD; Garrison 14-74; Hill 7-25; Staubach 5-18; Ditka 1-17; Hayes 1-16; Reeves 1-7.

PASSING – Miami: Griese 23-12-1, 134 yards, 0 TDs.

Dallas: Staubach 19-12-0, 119 yards, 2 TDs.

RECEIVING – Miami: Warfield 4-39; Kiick 3-21; Csonka 2-18; Fleming 1-27; Twilley 1-20; Mandich 1-9.

Dallas: Thomas 3-17; Alworth 2-28, 1 TD; Ditka 2-28, 1 TD; Hayes 2-23; Garrison 2-11; Hill 1-12.

INTERCEPTIONS – Miami: None

Dallas: Howley 1-14.

SACKS – Miami: Fernandez 1; Riley 1.

Dallas: Lilly 1.

MISSED FIELD GOALS – Miami: Yepremian 49(S).

Dallas: None.

1972 AFC PLAYOFF

DOLPHINS 20, BROWNS 14
December 24, 1972

Orange Bowl
Miami, FL

On the ropes in the fourth quarter after an unprecedented 14 victories, the Dolphins responded to a poised Earl Morrall and drove 80 yards for a touchdown with 4:56 to play for a 20-14 victory over the Cleveland Browns. Morrall, the NFL's leading passer after replacing the injured Bob Griese 10 weeks earlier, had completed only four passes for 38 yards. But he threw 15 and 35 yards to Paul Warfield, reaching the Browns 20, and a pass interference call against linebacker Billy Andrews put

the ball at the eight. Halfback Jim Kiick then bulled eight yards up the middle on a trap for the winning points. The triumph was sealed with a minute to play when Dolphin linebacker Doug Swift intercepted Cleveland QB Mike Phipps at the Dolphin 20. Despite stealing five of Phipps' passes, the Dolphins were stung by a 27-yard TD pass to Fair Hooker and trailed 14-13 with 8:11 to play.

CLEVELAND	0	0	7	7	-	14
MIAMI	10	0	0	10	-	20

M - Babb, 5 recovery of blocked punt (Yepremian kick)		1- 5:28
M - FG Yepremian 40	11/51	1-12:30
C - Phipps, 5 run (Cockroft kick)	5/44	3- 7:22
M - FG Yepremian 46	8/32	4- 1:28
C - Hooker, 27 pass from Phipps (Cockroft kick)	11/90	4- 6:49
M - Kiick, 8 run (Yepremian kick)	6/80	4-10:06

ATT. - 78,196

	Cleveland	Miami
First Downs Total-Rush.-Pass.-Pen.	15-9-6-0	17-11-4-2
Total Yards-Plays-Average	283-57-5.0	272-64-4.3
Rushes-Yards-Average	32-165-5.2	47-198-4.2
Net Yards Passing-Times Thrown-Yards Lost	118-2-13	74-4-14
Passes Attempted-Completed-Intercepted	23-9-5	13-6-0
Punts/Number-Average	6-34.7	5-42.0
Penalties/Number-Yards	3-25	3-25
Fumbles/Number-Lost	2-0	2-2

INDIVIDUAL STATISTICS

RUSHING - Miami: Morris 15-72; Kiick 14-50, 1 TD; Warfield 2-41; Csonka 12-32; Morrall 4-3.

Cleveland: Scott 16-94; Phipps 8-47, 1 TD; Brown 4-13; Kelly 4-11.

PASSING - Miami: Morrall 13-6-0, 88 yards, 0 TDs.

Cleveland: Phipps 23-9-5, 131 yards, 1 TD.

RECEIVING - Miami: Twilley 3-33; Warfield 2-50; Kiick 1-5.

Cleveland: B. Scott 4-30; Hooker 3-53, 1 TD; Kelly 1-27; Morin 1-21.

INTERCEPTIONS - Miami: Swift 2-12; Anderson 2-12; Johnson 1-33.

Cleveland: None.

SACKS - Miami: Fernandez 1; Stanfill 1.

Cleveland: Roman 2; Sherk 1; Johnson 1.

MISSED FIELD GOAL - Miami: Yepremian 46(S), 53(S).

Cleveland: None.

1972 AFC CHAMPIONSHIP

DOLPHINS 21, STEELERS 17
December 31, 1972

Three Rivers Stadium
Pittsburgh, PA

Quarterback Bob Griese, playing 11 weeks after he had broken his right leg, ignited a third-quarter touchdown drive with a 52-yard pass to Paul Warfield, and the Dolphins overtook the Pittsburgh Steelers, 21-17, in unusually warm 63-degree weather. Griese was given the nod in the second half after Earl Morrall had flipped a nine-yard touchdown pass to Larry Csonka for a 7-7 halftime deadlock. Punter Larry Seiple broke loose on a daring 37-yard run on fourth down to set up that TD. Trailing 10-7, Griese directed TD drives of 80 and 49 yards with Jim Kiick blasting two and three yards for the scores. Steeler quarterback Terry Bradshaw, who closed the gap with four straight completions on a 71-yard TD drive, was intercepted by Nick Buoniconti at midfield with 2½ minutes to play. In addition to Seiple's dash, the Dolphins converted fourth-down situations on both Griese-led drives.

MIAMI	0	7	7	7	-	21
PITTSBURGH	7	0	3	7	-	17

P - Mullins, recovery of Bradshaw fumble (Gerela kick)	10/48	1-10:45
M - Csonka, 9 pass from Morrall (Yepremian kick)	9/80	2- 3:03
P - FG Gerela 14	9/73	3- 4:04
M - Kiick, 2 run (Yepremian kick)	11/80	3-11:39
M - Kiick, 3 run (Yepremian kick)	11/49	4- 7:35
P - Young, 12 pass from Bradshaw (Gerela kick)	4/71	4- 9:39

ATT. - 50,350

	Miami	Pittsburgh
First Downs Total-Rush.-Pass.-Pen.	19-11-6-2	13-6-6-1
Total Yards-Plays-Average	314-65-4.8	250-48-5.2
Rushes-Yards-Average	49-193-3.9	26-128-4.9

	Miami	Pittsburgh
Net Yards Passing-Times Thrown-Yards Lost	121-0-0	122-2-15
Passes Attempted-Completed-Intercepted	16-10-1	20-10-2
Punts/Number-Average	4-35.5	4-51.3
Penalties/Number-Yards	2-19	4-30
Fumbles/Number-Lost	0-0	2-0

INDIVIDUAL STATISTICS

RUSHING – Miami: Morris 16-76; Csonka 24-68; Seiple 1-37; Kiick 8-12, 2 TDs.

Pittsburgh: Harris 16-76; Fuqua 8-47; Bradshaw 2-5.

PASSING – Miami: Morrall 11-7-1, 51 yards, 1 TD; Griese 5-3-0, 70 yards, 0 TDs.

Pittsburgh: Bradshaw 10-5-2, 80 yards, 1 TD; Hanratty 10-5-0, 57 yards, 0 TDs.

RECEIVING – Miami: Fleming 5-50; Warfield 2-63; Csonka 1-9, 1 TD; Mandich 1-5; Morris 1-(-6).

Pittsburgh: Young 4-54, 1 TD; Shanklin 2-49; Harris 2-3; McMakin 1-22; Brown 1-9.

INTERCEPTIONS – Miami: Buoniconti 1-6; Kolen 1-5.

Pittsburgh: Edwards 1-28.

SACKS – Miami: Stanfill 1-5; Den Herder 0.5.

Pittsburgh: None.

MISSED FIELD GOALS – Miami: None.

Pittsburgh: Gerela 48(B).

SUPER BOWL VII

DOLPHINS 14, REDSKINS 7
January 14, 1973

Memorial Coliseum
Los Angeles, CA

"This is the ultimate," Coach Don Shula said quietly after his unbeaten Dolphins dominated the Washington Redskins, 14-7, to cap a perfect season. It was Shula's first Super Bowl triumph in three tries. A record Super Bowl paid crowd of 90,182 saw the Dolphins surge to a 14-0 halftime lead even as one touchdown was nullified by an offside penalty. Miami intercepted three of Bill Kilmer's passes, and Manny Fernandez scuttled the Redskin running game with 17 tackles. An original Dolphin, Howard Twilley, eluded cornerback Pat Fischer to snare a 28-yard touchdown pass from Bob Griese in the first quarter. Griese's 57-yard TD bomb to Paul Warfield was erased by the penalty, but a 32-yard interception return by linebacker Nick Buoniconti set up the Dolphins' second score. Safety Jake Scott thwarted Kilmer with an end zone interception and 55-yard runback. The Redskins finally scored on a bizarre 49-yard fumble recovery by Mike Bass after a blocked field goal and attempted pass by kicker Garo Yepremian. Scott was named MVP.

MIAMI	7	7	0	0	-	14
WASHINGTON	0	0	0	7	-	7

M – Twilley, 28 pass from Griese (Yepremian kick)	6/63	1-14:59
M – Kiick, 1 run (Yepremian kick)	5/27	2-14:42
W – Bass, 49 fumble recovery (Knight kick)		4-12:53

ATT. – 85,462

	Miami	Washington
First Downs Total-Rush.-Pass.-Pen.	12-7-5-0	16-9-7-0
Total Yards-Plays-Average	253-50-5.1	228-66-3.5
Rushes-Yards-Average	37-184-5.0	36-141-3.9
Net Yards Passing-Times Thrown-Yards Lost	69-2-19	87-2-17
Passes Attempted-Completed-Intercepted	11-8-1	28-14-3
Punts/Number-Average	7-43.0	5-31.2
Penalties/Number-Yards	3-35	3-25
Fumbles/Number-Lost	2-1	1-0

INDIVIDUAL STATISTICS

RUSHING – Miami: Csonka 15-112; Kiick 12-38, 1 TD; Morris 10-34.

Washington: Brown 22-72; Harraway 10-37; Kilmer 2-18; C.Taylor 1-8; Smith 1-6.

PASSING – Miami: Griese 11-8-1, 88 yards, 1 TD.

Washington: Kilmer 28-14-3, 104 yards, 0 TDs.

RECEIVING – Miami: Warfield 3-36; Kiick 2-6; Twilley 1-28, 1 TD; Mandich 1-19; Csonka 1-(-1).

Washington: Jefferson 5-50; Brown 5-26; C.Taylor 2-20; Smith 1-11; Harraway 1-(-3).

INTERCEPTIONS – Miami: Scott 2-63; Buoniconti 1-32.

Washington: Owens 1-0.

SACKS – Miami: Fernandez 1; Stanfill 1.

Washington: Talbert 1; Biggs 1.

MISSED FIELD GOALS – Miami: Yepremian 42(B).

Washington: Knight 32 (WR).

1973 AFC PLAYOFF

DOLPHINS 34, BENGALS 16
December 23, 1973

Orange Bowl
Miami, FL

A defense which had allowed only 15 touchdowns all season kept the Cincinnati Bengals out of the end zone while the Dolphins hammered 241 yards on the ground for a convincing 34-16 victory. Mercury Morris scooted 106 yards on 20 carries and Bob Griese completed 11 of 18 passes, including TDs of 13 yards to Paul Warfield and seven yards to Jim Mandich. Garo Yepremian converted long field goals of 50 and 46 yards in the second half to widen the winning margin. The Dolphins led 21-3 when a lapse just before halftime gave life to the Bengals. Safety Neal Craig intercepted Griese and returned it 45 yards for a score, and Horst Muhlmann booted field goals of 46 and 12 yards – the second coming after Morris fumbled a kickoff – to make it 21-16.

CINCINNATI	3	13	0	0	–	16
MIAMI	14	7	10	3	–	34

M – Warfield, 13 pass from Griese (Yepremian kick)	10/80	1- 5:23
C – FG Muhlmann 24	10/55	1- 9:22
M – Csonka, 1 run (Yepremian kick)	12/80	1-14:39
M – Morris, 4 run (Yepremian kick)	7/75	2- 7:23
C – Craig, 45 interception return (Muhlmann kick)		2-11:34
C – FG Muhlmann 46	6/29	2-14:52
C – FG Muhlmann 12	1/0	2-14:56
M – Mandich, 7 pass from Griese (Yepremian kick)	7/72	3- 5:18
M – FG Yepremian 50	7/16	3-10:12
M – FG Yepremian 46	8/32	4- 3:40

ATT. – 75,770

	Cincinnati	Miami
First Downs Total-Rush.-Pass.-Pen.	11-5-6-0	27-18-9-0
Total Yards-Plays-Average	194-50-3.9	400-71-5.6
Rushes-Yards-Average	20-97-4.9	52-241-4.6
Net Yards Passing-Times Thrown-Yards Lost	97-3-16	159-0-0
Passes Attempted-Completed-Intercepted	27-14-1	19-11-2
Punts/Number-Average	7-36.3	2-49.0
Penalties/Number-Yards	2-19	1-5
Fumbles/Number-Lost	0-0	2-1

INDIVIDUAL STATISTICS

RUSHING – Miami: Morris 20-106, 1 TD; Csonka 20-71, 1 TD; Kiick 10-51; Leigh 1-8; Nottingham 1-5.
 Cincinnati: Clark 7-40; Anderson 3-26; Johnson 2-17; Elliot 7-15; Curtis 1-(-1).

PASSING – Miami: Griese 18-11-1, 159 yards, 2 TDs; Briscoe 1-0-1, 0 yards, 0 TDs.
 Cincinnati: Anderson 27-14-1, 113 yards, 0 TDs.

RECEIVING – Miami: Warfield 4-95, 1 TD; Mandich 3-28, 1 TD; Kiick 3-19; Briscoe 1-17.
 Cincinnati: Elliott 9-53; Joiner 2-33; Clark 2-18; Curtis 1-9.

INTERCEPTIONS – Miami: Anderson 1-19.
 Cincinnati: Craig 1-45, 1 TD; Casanova 1-0.

SACKS – Miami: Matheson 2; Stanfill 1.
 Cincinnati: None.

MISSED FIELD GOALS – Miami: None.
 Cincinnati: None.

1973 AFC CHAMPIONSHIP

DOLPHINS 27, RAIDERS 10
December 30, 1973

Orange Bowl
Miami, FL

A relentless running attack with Larry Csonka and Mercury Morris accounting for 203 of the 266 yards powered the Dolphins to a 27-10 triumph over the Oakland Raiders for a third straight American Conference title. Csonka, a 237-pound battering ram who had his third consecutive 1,000-yard season, scored three touchdowns with his 117 yards on 29 carries. The Dolphins covered 64 and 63 yards exclusively on the ground for a 14-0 halftime lead. Then as the Raiders battled within 17-10, Bob Griese directed ground assaults of 63 yards, culminating in a field goal, and 40 yards, ending in Csonka's third TD. Defensively, safety Dick Anderson forced a fourth-down fumble by Marv Hubbard at midfield, and the Dolphins took possession with a 20-10 lead and six minutes to play. Oakland had stopped Miami's 18-game winning streak, 12-7, three months earlier.

OAKLAND	0	0	10	0	–	10
MIAMI	7	7	3	10	–	27

M – Csonka, 11 run (Yepremian kick)	8/64	1- 5:13
M – Csonka, 2 run (Yepremian kick)	15/63	2-14:43

O – FG Blanda 21	11/63	3- 5:11
M – FG Yepremian 42	3/8	3- 7:33
O – Siani, 25 pass from Stabler (Blanda kick)	10/79	3-12:22
M – FG Yepremian 26	11/63	4- 5:18
M – Csonka, 2 run (Yepremian kick)	10/42	4-13:11

ATT. – 75,105

	Oakland	Miami
First Downs Total-Rush.-Pass.-Pen.	15-4-9-2	21-18-2-1
Total Yards-Plays-Average	236-49-4.8	292-60-4.9
Rushes-Yards-Average	26-107-4.1	53-266-5.0
Net Yards Passing-Times Thrown-Yards Lost	129-0-0	26-1-8
Passes Attempted-Completed-Intercepted	23-15-1	6-3-1
Punts/Number-Average	2-51.0	1-39.0
Penalties/Number-Yards	3-35	3-26
Fumbles/Number-Lost	1-0	1-0

INDIVIDUAL STATISTICS

RUSHING – Miami: Csonka 29-117, 3 TDs; Morris 14-86; Griese 3-39; Kiick 6-12; Nottingham 1-12.
Oakland: Hubbard 10-54; C. Smith 10-35; Davis 4-15; Banaszak 2-3.

PASSING – Miami: Griese 6-3-1, 34 yards, 0 TDs.
Oakland: Stabler 23-15-1, 129 yards, 1 TD.

RECEIVING – Miami: Warfield 1-27; Briscoe 1-6; Kiick 1-1.
Oakland: C.Smith 5-43; Siani 3-45, 1 TD; Biletnikoff 2-15; Hubbard 2-11; Moore 2-9; Davis 1-6.

INTERCEPTIONS – Miami: Matheson 1-29.
Oakland: Brown 1-0.

SACKS – Miami: None.
Oakland: Sistrunk 1.

MISSED FIELD GOALS – Miami: None.
Oakland: Blanda 41(WL).

SUPER BOWL VIII

DOLPHINS 24, VIKINGS 7
January 13, 1974

Rice Stadium
Houston, TX

Winning for the 32nd time in 34 games, the Dolphins repeated as Super Bowl champions and proved themselves "Best Ever" with a 24-7 rout of the Minnesota Vikings at Rice Stadium. There was no doubt from the beginning. The Dolphins swept 62 yards in 10 plays with the opening kickoff, scoring on Larry Csonka's five-yard smash. Minnesota punted, and the onslaught resumed with a 56-yard, 10-play Dolphin drive capped by Jim Kiick's one-yard plunge. It was 17-0 before the Vikings crossed their 40, and a fourth-down fumble by Minnesota's Oscar Reed was recovered by safety Jake Scott at the Dolphin six-yard line. A brilliant, diving catch by Paul Warfield netted 27 yards on a third-quarter TD drive that hiked the score to 24-0. Csonka finished with his best-ever total of 145 yards on 33 carries. The Dolphins rushed for 703 yards and outscored opponents 85-33 in the three-game playoff blitz. Csonka's yardage was a Super Bowl record and he was named MVP.

MINNESOTA	0	0	0	7	-	7
MIAMI	14	3	7	0	-	24

MI – Csonka, 5 run (Yepremian kick)	10/62	1- 9:33
MI – Kiick, 1 run (Yepremian kick)	10/56	1-13:38
MI – FG Yepremian 28	7/44	2- 8:58
MI – Csonka, 2 run (Yepremian kick)	7/43	3- 6:16
MN – Tarkenton, 4 run (Cox kick)	10/57	4- 1:35

ATT. – 68,142

	Minnesota	Miami
First Downs Total-Rush.-Pass.-Pen.	14-5-8-1	21-13-4-4
Total Yards-Plays-Average	238-54-4.4	259-61-4.2
Rushes-Yards-Average	24-72-3.0	53-196-3.7
Net Yards Passing-Times Thrown-Yards Lost	166-2-16	63-1-10
Passes Attempted-Completed-Intercepted	28-18-1	7-6-0
Punts/Number-Average	5-42.2	3-39.6
Penalties/Number-Yards	7-65	1-4
Fumbles/Number-Lost	2-1	0

INDIVIDUAL STATISTICS

RUSHING – Miami: Csonka 33-145, 2 TDs; Morris 11-34; Kiick 7-10, 1 TD; Griese 2-7.

Minnesota: Reed 11-32; Foreman 7-18; Tarkenton 4-17, 1 TD; Marinaro 1-3; B. Brown 1-2.

PASSING – Miami: Griese 7-6-0, 73 yards, 0 TDs.

Minnesota: Tarkenton 28-18-1, 182 yards, 0 TDs.

RECEIVING – Miami: Warfield 2-33; Mandich 2-21; Briscoe 2-19.

474 • Playoff History

Minnesota: Foreman 5-27; Gilliam 4-44; Voight 3-46; Marinaro 2-39; B. Brown 1-9; Kingsriter 1-9; Lash 1-9; Reed 1-(-1).

INTERCEPTIONS – Miami: Johnson 1-10.

Minnesota: None.

SACKS – Miami: Fernandez 1; Den Herder 1.

Minnesota: Paige 1.

MISSED FIELD GOALS – Miami: None.

Minnesota: None.

1974 AFC PLAYOFF

RAIDERS 28, DOLPHINS 26
December 21, 1974

Oakland-Alameda County Coliseum
Oakland, CA

Oakland quarterback Ken Stabler, falling in the clutches of Vern Den Herder, unloaded a wobbly eight-yard pass that Clarence Davis wrestled from three defenders in the end zone, and the Raiders scored a stunning 28-26 victory over the defending champion Dolphins. Stabler, who had spent the last of his timeouts, appeared to have thrown an interception. But running back Davis clutched the football when bodies were untangled with 26 seconds remaining. It was the fourth TD pass for lefthander Stabler and his second "freak" score. Four minutes earlier Cliff Branch fell while catching a pass at the Dolphin 27, but defender Henry Stuckey also slipped, and Branch got up and escaped for a 72-yard TD. The Dolphins, trailing by two points, went ahead with 2:08 remaining as rookie Benny Malone broke two tackles on a 23-yard touchdown run along the sideline.

MIAMI	7	3	6	10	-	26
OAKLAND	0	7	7	14	-	28

M – N. Moore, 89 kickoff return (Yepremian kick)		1- 0:15
O – C. Smith, 31 pass from Stabler (Blanda kick)		2- 7:21
M – FG Yepremian 3	7/78	2-13:59
O – Biletnikoff, 13 pass from Stabler (Blanda kick)	11/47	3- 6:55
M – Warfield, 16 pass from Griesse (kick failed)	9/60	3- 8:22
M – FG Yepremian 46	5/65	4- 3:10
O – Branch, 72 pass from Stabler (Blanda kick)	8/53	4-10:23
M – Malone, 23 run (Yepremian kick)	2/83	4-12:52
O – Davis, 8 pass from Stabler (Blanda kick)	4/68	4-14:34
	8/68	

ATT. – 52,817

	Miami	Oakland
First Downs/Total-Rush.-Pass.-Pen.	18-10-6-2	19-8-11-0
Total Yards-Plays-Average	294-57-5.2	411-64-6.4
Rushes-Yards-Average	41-213-5.2	32-135-4.2
Net Yards Passing-Times Thrown-Yards Lost	81-2-20	276-2-17
Passes Attempted-Completed-Intercepted	14-7-1	30-20-1
Punts/Number-Average	6-33.2	7-42.7
Penalties/Number-Yards	3-15	3-59
Fumbles/Number-Lost	0-0	0-0

INDIVIDUAL STATISTICS

RUSHING – Miami: Csonka 24-114; Malone 14-83, 1 TD; Griesse 2-14; Kiick 1-2.

Oakland: Davis 12-59; Hubbard 14-55; Banaszak 3-14; Stabler 3-7.

PASSING – Miami: Griesse 14-7-1, 101 yards, 1 TD.

Oakland: Stabler 30-20-1, 293 yards, 4 TDs.

RECEIVING – Miami: Warfield 3-47, 1 TD; N. Moore 2-40; Nottingham 1-9; Kiick 1-5.

Oakland: Biletnikoff 8-122, 1 TD; Branch 3-84, 1 TD; Moore 3-22; C. Smith 2-35, 1 TD; C. Davis 2-16, 1 TD; Hubbard 1-9; Pitts 1-5.

INTERCEPTIONS – Miami: Anderson 1-14.

Oakland: Villapiano 1-5.

SACKS – Miami: Den Herder 1; Fernandez 1.

Oakland: Sistrunk 1; Jones 1.

MISSED FIELD GOALS – Miami: None.

Oakland: None.

1978 AFC WILD-CARD PLAYOFF

OILERS 17, DOLPHINS 9
December 24, 1978

Orange Bowl
Miami, FL

The Houston Oilers amassed a 455-209 margin in total yardage, and aided by five Dolphin turnovers, gained a 17-9 victory in a battle of AFC wild-card entries at the Orange Bowl. Toni Fritsch kicked a 35-yard field goal with 7:25 remaining to snap a 7-7 tie that existed since the first quarter. An interception by linebacker Greg Bingham led to a clinching 50-yard touchdown drive capped by Earl Campbell's one-yard dive with 1:55 to go. Campbell, the NFL rushing leader with 1,450 yards

as a rookie, had been checked for only 16 yards on 13 carries in the first half. Dolphin quarterback Bob Griese, playing with very sore ribs, connected with tight end Andre Tillman for a 13-yard TD after Earnie Rhone had recovered a fumbled punt at the Houston 21. But Griese completed only 13 of 28 passes. Twice the Dolphins lost the ball inside the Oiler 10-yard line when the game was tied. Houston's Dan Pastorini wore a flak jacket to protect three broken ribs, and he passed for 261 of his 306-yard total in the first half.

HOUSTON	7	0	0	10	-	17
MIAMI	7	0	0	2	-	9

M - Tillman, 13 pass from Griese (Yepremian kick)	2/21	1- 9:58
H - Wilson, 13 pass from Pastorini (Fritsch kick)	10/71	1-14:57
H - FG Fritsch 35	10/53	4- 7:35
H - Campbell, 1 run (Fritsch kick)	10/50	4-13:05
M - Safety, Pastorini runs out of end zone		4-14:49

ATT. - 70,036

	Houston	Miami
First Downs/Total-Rush.-Pass.-Pen.	23-9-14-0	14-6-7-1
Total Yards-Plays-Average	455-77-5.9	209-57-3.7
Rushes-Yards-Average	45-165-3.7	25-91-3.6
Net Yards Passing-Times Thrown-Yards Lost	290-2-16	118-2-19
Passes Attempted-completed-Intercepted	30-20-0	30-12-3
Punts/Number-Average	5-44.0	5-48.6
Penalties/Number-Yards	5-37	1-5
Fumbles/Number-Lost	3-1	2-2

INDIVIDUAL STATISTICS

RUSHING - Miami: L. Harris 9-43; Williams 13-41; N. Moore 1-7; Bulaich 2-0.

Houston: Campbell 26-84, 1 TD; Wilson 14-76; Poole 1-12; Coleman 1-2; Pastorini 3-(-9).

PASSING - Miami: Griese 28-11-2, 114 yards, 1 TD; Strock 2-1-1, 23 yards, 0 TDs.

Houston: Pastorini 29-20-0, 306 yards, 1 TD; Barber 1-0-0, 0 yards, 0 TDs.

RECEIVING - Miami: D. Harris 4-42; N. Moore 2-28; Tillman 2-24, 1 TD; Bulaich 2-14; L. Harris 1-21; Williams 1-8.

Houston: Burrough 6-103; Wilson 5-40, 1 TD; Barber 4-112; Woods 2-22; Campbell 1-13; Caster 1-11; Coleman 1-5.

INTERCEPTIONS - Miami: None.

Houston: Bingham 1-4, Reinfeldt 1-0, Sternrick 1-0.

SACKS - Miami: Bokamper 2.

Houston: Washington 1; Bethea 1.

MISSED FIELD GOALS - Miami: Yepremian 38(WL).

Houston: Fritsch 28(B).

1979 AFC PLAYOFF

STEELERS 34, DOLPHINS 14
December 30, 1979

Three Rivers Stadium
Pittsburgh, PA

Launching a drive to their fourth Super Bowl title in six years, the Pittsburgh Steelers scored touchdowns on their first three possessions and coasted to a 34-14 victory at Three Rivers Stadium. Miami managed only 25 yards rushing against the Steel Curtain and was stopped twice in the second quarter after achieving a first down inside the Steeler 10-yard line. The Dolphins got as close as 20-7 with a seven-yard TD pass from Bob Griese to Duriel Harris in the third period, but Pittsburgh responded with a 69-yard TD drive. The Steelers marched 62, 62 and 56 yards for their first quarter scores when quarterback Terry Bradshaw completed 8 of 10 passes, including touchdowns to John Stallworth and Lynn Swann, who was standing alone in the end zone. Don Strock directed a 13-play, 76-yard TD drive after relieving Griese in the fourth quarter.

MIAMI	0	0	7	7	-	14
PITTSBURGH	20	0	7	7	-	34

P - Thornton, 1 run (Bahr kick)	13/62	1- 7:02
P - Stallworth, 17 pass from Bradshaw (kick blocked)	9/62	1-11:03
P - Swann, 20 pass from Bradshaw (Bahr kick)	6/56	1-14:09
M - Harris, 7 pass from Griese (von Schamann kick)	2/11	3- 3:55
P - Bleier, 1 run (Bahr kick)	12/69	3- 8:58
P - Harris, 5 run (Bahr kick)	9/43	4- 5:56
M - Csonka, 1 run (von Schamann kick)	13/76	4-11:53

ATT. - 50,214

First Downs Total-Rush.-Pass.-Pen.
Total Yards-Plays-Average

	Miami	Pittsburgh
	16-2-11-3	27-14-12-1
	249-65-3.8	379-72-5.3

476 • Playoff History

	Miami	Pittsburgh
Rushes-Yards-Average	22-25-1.1	40-159-3.9
Net Yards Passing-Times Thrown-Yards Lost	224-3-19	220-1-10
Passes Attempted-Completed-Intercepted	40-22-2	31-21-0
Punts/Number-Average	4-36.3	2-29.5
Penalties Number-Yards	4-35	8-41
Fumbles/Number-Lost	0-0	3-3

INDIVIDUAL STATISTICS

RUSHING – Miami: Csonka 10-20, 1 TD; Davis 2-12; Griese 1-1; Williams 8-1; Roberts 1-(-9).
Pittsburgh: Harris 21-83, 1 TD; Thornton 12-52, 1 TD; Hawthorne 2-15; Bleier 4-13, 1 TD; Anderson 1-(-4).
PASSING – Miami: Griese 26-14-1, 118 yards, 1 TD; Strock 14-8-1, 125 yards, 0 TDs.
Pittsburgh: Bradshaw 31-21-0, 230 yards, 2 TDs.
RECEIVING – Miami: Williams 6-26; Moore 5-93; Harris 3-61, 1 TD; Nathan 3-27; Davis 2-24; Hardy 2-12; Torrey 1-0.
Pittsburgh: Stallworth 6-86, 1 TD; Harris 5-32; Smith 4-41; Swann 3-37, 1 TD; Thornton 3-34.
INTERCEPTIONS – Miami: None.
Pittsburgh: Winston 1-3; Woodruff 1-0.
SACKS – Miami: Barisich 0.5; Den Herder 0.5.
Pittsburgh: Dunn 1.5; Greene 1; Lambert 0.5.
MISSED FIELD GOALS – Miami: None.
Pittsburgh: None.

1981 AFC PLAYOFF

CHARGERS 41, DOLPHINS 38 (OT)
January 2, 1982

Orange Bowl
Miami, FL

A record-setting showcase of the passing game resulted in NFL playoff marks for most points (79), most total yards (1,036) and most drama as the San Diego Chargers outlasted the Dolphins 41-38 in overtime. "The Miracle That Died" was the Miami Herald headline after the Dolphins rallied behind reserve quarterback Don Strock to overcome a 24-point deficit. The Pro Football Hall of Fame voted the contest as the "NFL's Game of the '80s." Strock completed 29 of 43 passes for 403 yards and four touchdowns, spurring the Dolphins to a 38-31 lead. A 12-yard sweep by Tony Nathan on the first play of the fourth quarter put the Dolphins on top. But Charger quarterback Dan Fouts, who passed for an NFL record 4,802 yards during the season, led an 82-yard drive capped by a 9-yard pass to James Brooks to tie the game with 58 seconds remaining. Five players had more than 100 yards in receptions, topped by Charger tight end Kellen Winslow with 13 catches for 166 yards. Fouts, who finished with 433 yards on 33 of 53 marksmanship, hooked up with Charlie Joiner for 39 yards to the Dolphin 10-yard line. Rolf Benirschke then kicked a 29-yard field goal to end the struggle after 13:52 of overtime. Benirschke had missed a 27-yard attempt eight minutes earlier, and Miami's Uwe von Schamann had two attempts blocked – a 43-yarder on the last play of regulation and a 35-yarder after 11:27 of overtime. It was the first game in NFL history in which two quarterbacks passed for more than 400 yards.

SAN DIEGO	24	0	7	7	3	-	41
MIAMI	0	17	14	7	0	-	38

SD – FG Benirschke 32	9/64	1- 5:11
SD – Chandler, 56 punt return (Benirschke kick)		1- 7:36
SD – Muncie, 1 run (Benirschke kick)	7/29	1-11:02
SD – Brooks, 8 pass from Fouts (Benirschke kick)	3/11	1-13:29
M – FG von Schamann 34	10/63	2- 6:29
M – Rose, 1 pass from Strock (von Schamann kick)	7/39	2-12:15
M – Nathan, 25 run after lateral from Harris who caught 15 pass from Strock (von Schamann kick)	4/63	2-15:00
M – Rose, 15 pass from Strock (von Schamann kick)	8/74	3- 4:10
SD – Winslow, 25 pass from Fouts (Benirschke kick)	6/60	3-10:45
M – Hardy, 50 pass from Strock (von Schamann kick)	6/83	3-13:32
M – Nathan, 12 run (von Schamann kick)	2/15	4- 0:07
SD – Brooks, 9 pass from Fouts (Benirschke kick)	10/82	4-14:02
SD – FG Benirschke 29	6/74	OT-13:52

ATT. – 73,735

	San Diego	Miami
First Downs Total-Rush.-Pass.-Pen.	34-10-21-3	25-3-21-1
Total Yards-Plays-Average	564-85-6.6	472-79-6.0
Rushes-Yards-Average	29-149-5.1	28-78-2.8
Net Yards Passing-Times Thrown-Yards Lost	415-2-18	394-3-29
Passes Attempted-Completed-Intercepted	54-33-1	48-31-2
Punts/Number-Average	4-40.3	5-42.0
Penalties/Number-Yards	9-55	7-50
Fumbles/Number-Lost	3-3	2-1

INDIVIDUAL STATISTICS

RUSHING – Miami: Nathan 14-48, 1 TD; Woodley 1-10; Hill 3-8; Vigorito 1-6; Franklin 9-6.

San Diego: Muncie 24-120, 1 TD; Brooks 3-19; Fouts 2-10.

PASSING – Miami: Strock 43-29-1, 403 yards, 4 TDs; Woodley 5-2-1, 20 yards, 0 TDs.

San Diego: Fouts 53-33-1, 433 yards, 3 TDs; Muncie 1-0-0, 0 yards, 0 TDs.

RECEIVING – Miami: Nathan 9-114, 1 TD; Harris 6-106; Hardy 5-89, 1 TD; Rose 4-37, 2 TDs; Cefalo 3-62; Vigorito 2-12; Hill 2-3.

San Diego: Winslow 13-166, 1 TD; Joiner 7-108; Chandler 6-106; Brooks 4-31, 2 TDs; Muncie 2-5; Scales 1-17.

INTERCEPTIONS – Miami: L. Blackwood 1-8.

San Diego: Edwards 1-35; Buchanon 1-0.

SACKS – Miami: Bokamper 2.

San Diego: Johnson 2; Jones 1.

MISSED FIELD GOALS – Miami: von Schamann 43(S), 34(B).

San Diego: Benirschke 55(WR), 27(WL).

1982 AFC PLAYOFF (first round)

DOLPHINS 28, PATRIOTS 13

January 8, 1983

Orange Bowl

Miami, FL

For the first time in nine years, the Miami Dolphins won a playoff game, defeating the New England Patriots 28-13. Dolphin QB David Woodley had one of his finest games, completing 16 of 19 passes for 246 yards and two TDs. He was a perfect 8-8 in the second half. The Dolphins had not experienced a playoff win since January 13, 1974, when they downed Minnesota in Super Bowl VIII. The Dolphins took command in the second quarter, putting together back-to-back TD drives of 76 and 79 yards that turned a 3-0 deficit into a 14-3 halftime advantage. The four Miami TDs came on a pair of two-yard passes from David Woodley to tight end Bruce Hardy, a one-yard run by Andra Franklin and Woody Bennett's two-yard burst up the middle. Franklin finished with 112 yards on 26 carries, but lost the ball three times on fumbles. Two of those fumbles resulted in John Smith field goals of 23 and 42 yards for New England.

NEW ENGLAND	0	3	3	7	-	13
MIAMI	0	14	7	7	-	28

NE – FG Smith 23	8/24	2- 3:07
M – Hardy, 2 pass from Woodley (von Schamann kick)	9/76	2- 8:24
M – Franklin, 1 run (von Schamann kick)	9/79	2-12:52
NE – FG Smith 42	8/38	3- 7:56
M – Bennett, 2 run (von Schamann kick)	11/74	3-13:59
M – Hardy, 2 pass from Woodley (von Schamann kick)	8/62	4- 6:05
NE – Hasselbeck, 22 pass from Grogan (Smith kick)	6/80	4- 9:38

ATT. - 68,842

	New England	Miami
First Downs/Total-Rush.-Pass.-Pen.	14-6-8-0	27-12-14-1
Total Yards-Plays-Average	237-52-4.6	448-66-6.8
Rushes-Yards-Average	18-77-4.3	45-214-4.8
Net Yards Passing-Times Thrown-Yards Lost	160-4-29	234-2-12
Passes Attempted-Completed-Intercepted	30-16-2	19-16-0
Punts/Number-Average	5-43.6	1-51.0
Penalties/Number-Yards	4-27	2-15
Fumbles/Number-Lost	1-1	3-3

INDIVIDUAL STATISTICS

RUSHING – Miami: Franklin 26-112, 1 TD; Nathan 12-71; Woodley 1-16; Bennett 5-10, 1 TD; Vigorito 1-5.

New England: van Eeghen 9-40; Collins 7-35; Tatupu 1-4; Morgan 1-(-2).

PASSING – Miami: Woodley 19-16-0, 246 yards, 2 TDs.

New England: Grogan 30-16-2, 189 yards, 1 TD.

RECEIVING – Miami: Nathan 5-68; Hardy 3-23, 2 TDs; Rose 2-47; Vigorito 2-40; Cefalo 2-27; Harris 1-36; Diana 1-5.

New England: Hasselbeck 7-87, 1 TD; Dawson 4-49; Collins 1-17; Toler 1-16; Brown 1-8; Johnson 1-7; van Eeghen 1-5.

INTERCEPTIONS – Miami: McNeal 1-16; Small 1-0.

New England: None.

SACKS – Miami: Rhone 1, Bokamper 1; Baumhower 1; Duhe 1.

New England: Owens 2.

MISSED FIELD GOALS – Miami: von Schamann 52(WR).

New England: None.

1982 AFC PLAYOFF (second round)

DOLPHINS 34, CHARGERS 13
January 16, 1983

Orange Bowl
Miami, FL

The Dolphins choked off the famed Charger offense and won 34-13. The Dolphin defense stopped the San Diego offense, holding it to a total of 247 yards – 203 yards below its league-leading average - while holding the Chargers scoreless in the second half. Dolphin defenders intercepted QB Dan Fouts five times, sacked him three times and held the Chargers to 15 completions for 191 yards – their lowest output since a January, 1982, playoff game in the ice at Cincinnati. The Dolphin offense kept Fouts and Company on the sideline by utilizing ball control that produced 80 plays to San Diego's 54 and an overwhelming time of possession advantage; the Dolphins had the ball for 40:46 to the Chargers' 19:14. Dolphin QB David Woodley guided his team to a 214-yard ground attack while connecting on 17-22 passes for 195 yards and two TDs. Woodley opened the scoring with a three-yard pass to Nat Moore in the first quarter and made it 14-0 by directing Miami 89 yards on 13 plays. Charger kickoff returner Hank Bauer fumbled a kickoff which was recovered by Uwe von Schamann at the Charger 23-yard line. Seven plays later, Woodley hit tight end Ronnie Lee on a six-yard look-in pass for the score. On the next kickoff, Dolphin rookie Rich Diana recovered a fumble by the Chargers' James Brooks, but this time Miami had to settle for a 29-yard von Schamann field goal. The Chargers scored two late TDs, one on a 28-yard pass from Fouts to Charlie Joiner and the other on Chuck Muncie's one-yard dive that ended the San Diego scoring. Von Schamann added a second field goal shortly before the end of the first half and Woodley scored on a seven-yard QB draw early in the fourth quarter.

SAN DIEGO	0	13	0	0	–	13
MIAMI	7	20	0	7	–	34

M – Moore, 3 pass from Woodley (von Schamann kick)	5/26	1- 6:52
M – Franklin, 3 run (von Schamann kick)	13/89	2- 1:28
M – Lee, 6 pass from Woodley (von Schamann kick)	7/23	2- 4:31
M – FG von Schamann 24	7/30	2- 7:15
SD – Joiner, 28 pass from Fouts (kick failed)	3/28	2-11:14
M – FG von Schamann 23	7/70	2-13:55
SD – Muncie, 1 run (Benirschke kick)	5/76	2-14:38
M – Woodley, 7 run (von Schamann kick)	8/62	4- 0:42

ATT. – 71,383

	San Diego	Miami
First Downs/Total-Rush.-Pass.-Pen.	17-5-9-3	29-15-11-3
Total Yards-Plays-Average	247-54-4.6	413-80-5.2
Rushes-Yards-Average	17-79-4.6	56-214-3.8
Net Yards Passing-Times Thrown-Yards Lost	168-3-23	199-1-16
Passes Attempted-Completed-Intercepted	34-15-5	23-18-1
Punts/Number-Average	4-41.3	3-40.3
Penalties/Number-Yards	7-62	6-70
Fumbles/Number-Lost	3-2	2-1

INDIVIDUAL STATISTICS

RUSHING – Miami: Franklin 23-96, 1 TD; Nathan 19-83; Woodley 3-14, 1 TD; Bennett 7-14; Orosz 1-11; Vigorito 1-2; Jensen 2-(-6).

San Diego: Muncie 11-62, 1 TD; Brooks 3-9; Fouts 2-3; Capelletti 1-5.

PASSING – Miami: Woodley 22-17-1, 195 yards, 2 TDs; Nathan 1-1-0, 20 yards, 0 TDs.

San Diego: Fouts 34-15-5, 191 yards, 1 TD.

RECEIVING – Miami: Nathan 8-55; Hardy 3-45; Cefalo 2-69; Vigorito 2-22; Harris 1-15; Lee 1-6, 1 TD; Moore 1-3, 1 TD.

San Diego: Muncie 6-53; Chandler 2-38; Brooks 2-25; Sievers 2-21; Joiner 1-28, 1 TD; Winslow 1-18; Holohan 1-8.

INTERCEPTIONS – Miami: G. Blackwood 2-19; McNeal 1-20; Small 1-16; L. Blackwood 1-(-1).

San Diego: Fox 1-18.

SACKS – Miami: Duhe 2; Bokamper 1.

San Diego: Ferguson 1.

MISSED FIELD GOALS – Miami: None.

San Diego: None.

1982 AFC CHAMPIONSHIP

DOLPHINS 14, JETS 0
January 23, 1983

Orange Bowl
Miami, FL

For the third time in as many games in 1982, the Miami Dolphins defeated the New York Jets, this time on a rainy, mud-soaked Orange Bowl field. The Dolphins set an AFC Championship Game record by holding the Jets to 139 total yards. A.J. Duhe set an AFC playoff record with three

interceptions, including one he returned for a 35-yard TD. The Dolphins set an NFL record by being the first team to have defeated the same team three times in a season – two times during the regular season and once in a playoff game. On nine occasions since the AFL-NFL merger, teams had met three times in a season – but no team had won all three games. Before a crowd of 67,396, the Dolphins' Woody Bennett rumbled seven yards up the middle to score the only points the Dolphins would need. That came in the third quarter after the teams had trudged through a scoreless first half on the soggy Prescription Athletic Turf.

N.Y. JETS	0	0	0	0	–	0
MIAMI	0	0	7	7	–	14

M – Bennett, 7 run (von Schamann kick)	7/48	3- 2:05
M – Duhe, 35 interception return (von Schamann kick)		4- 2:08

ATT. – 67,396

	N.Y. Jets	Miami
First Downs Total-Rush.-Pass.-Pen.	10-2-6-2	13-7-5-1
Total Yards-Plays-Average	139-65-2.1	198-66-3.0
Rushes-Yards-Average	24-62-2.6	41-138-3.4
Net Yards Passing-Times Thrown-Yards Lost	77-4-26	60-4-27
Passes Attempted-Completed-Intercepted	37-15-5	21-9-3
Punts/Number-Average	10-35.7	10-33.3
Penalties/Number-Yards	6-42	3-15
Fumbles/Number-Lost	1-0	3-1

INDIVIDUAL STATISTICS

RUSHING – Miami: Woodley 8-46; Franklin 13-44; Nathan 7-24; Bennett 13-24, 1 TD.

N.Y. Jets: McNeil 17-46; Todd 4-10; Augustyniak 2-5; Dierking 1-1.

PASSING – Miami: Woodley 21-9-3, 87 yards, 0 TDs.

N.Y. Jets: Todd 37-15-5, 103 yards, 0 TDs.

RECEIVING – Miami: Vigorito 3-29; Harris 2-28; Nathan 2-4; Rose 1-20; Lee 1-6.

N.Y. Jets: Harper 4-14; Jones 3-35; Barkum 2-20; Augustyniak 2-12; McNeil 1-9; Gaffney 1-7; Dierking 1-6; Walker 1-0.

INTERCEPTIONS – Miami: Duhe 3-36, 1 TD; Small 1-8; G. Blackwood 1-4.

N.Y. Jets: Schroy 2-1; Buttle 1-0.

SACKS – Miami: Bokamper 2, Brudzinski 1, Baumhower 1.

N.Y. Jets: Gastineau 2, Lyons 1, Neil 1.

MISSED FIELD GOALS – Miami: None.

N.Y. Jets: None.

SUPER BOWL XVII

REDSKINS 27, DOLPHINS 17
January 30, 1983

Rose Bowl
Pasadena, CA

The Washington Redskins, behind the power running of John Riggins, came from behind to win Super Bowl XVII in the famed Rose Bowl, beating Miami 27-17. Before the second-largest crowd for a Super Bowl – 103,667 fans – the Redskins took the lead for the first time with a little more than 10 minutes left on the clock. The game was marked by a Super Bowl record performance by Fulton Walker, who returned four kickoffs 190 yards, including a 98-yard TD that gave Miami a 17-10 halftime lead. It was the first kickoff returned for a TD in Super Bowl history and the longest kickoff return in playoff history. Riggins ran up 166 yards on 38 carries, both Super Bowl records. On a short-yardage play – fourth-and-one from the Redskin 43 with 10:01 to play – Riggins broke a tackle and scored on a 43-yard run. Riggins accounted for 181 total yards, five more yards than the entire Miami offense could manage in the game. In the first quarter, Miami jumped to a quick lead with a 76-yard David Woodley to Jimmy Cefalo pass for a TD.

MIAMI	7	10	0	0	–	17
WASHINGTON	0	10	3	14	–	27

M – Cefalo, 76 pass from Woodley (von Schamann kick)	2/80	1- 6:49
W – FG Moseley 31	7/32	2- 0:21
M – FG von Schamann 20	13/50	2- 9 :00
W – Garrett, 4 pass from Theismann (Moseley kick)	11/80	2-13:09
M – Walker, 98 kickoff return (von Schamann kick)		2-13:22
W – FG Moseley 20	6/61	3- 6:51
W – Riggins, 43 run (Moseley kick)	4/52	4- 4:59
W – Brown, 6 pass from Theismann (Moseley kick)	12/41	4-13:05

ATT. – 103,667

	Miami	Washington
First Downs Total-Rush.-Pass.-Pen.	9-7-2-0	24-14-9-1

480 • Playoff History

	Miami	Washington
Total Yards-Plays-Average	176-47-3.7	400-78-5.1
Rushes-Yards-Average	29-96-3.3	52-276-5.3
Net Yards Passing-Times Thrown-Yards Lost	80-1-17	124-3-19
Passes Attempted-Completed-Intercepted	17-4-1	23-15-2
Punts/Number-Average	6-37.8	4-42.0
Penalties/Number-Yards	4-55	5-36
Fumbles/Number-Lost	2-1	0-0

INDIVIDUAL STATISTICS

RUSHING – Miami: Franklin 16-49; Nathan 7-26; Woodley 4-16; Vigorito 1-4; Harris 1-1.

Washington: Riggins 38-166, 1 TD; Garrett 1-44; Harmon 9-40; Theismann 3-20; Walker 1-6.

PASSING – Miami: Woodley 14-4-1, 97 yards, 1 TD; Strock 3-0-0, 0 yards, 0 TDs.

Washington: Theismann 23-15-2, 143 yards, 2 TDs.

RECEIVING – Miami: Cefalo 2-82, 1 TD; Harris 2-15.

Washington: Brown 6-60, 1 TD; Warren 5-28; Garrett 2-13, 1 TD; Walker 1-27; Riggins 1-15.

INTERCEPTIONS – Miami: Duhe 1-0; L. Blackwood 1-0.

Washington: Murphy 1-0.

SACKS – Miami: Baumhower 1; Gordon 1; Rhone 1.

Washington: Manley 1.

MISSED FIELD GOALS – Miami: None.

Washington: None.

1983 AFC PLAYOFF

SEAHAWKS 27, DOLPHINS 20
December 31, 1983

Orange Bowl
Miami, FL

The Miami Dolphins saw their season end on a sour note as they lost a 27-20 decision to the Seattle Seahawks in the first round of the AFC playoffs. Before 71,032 fans in the Orange Bowl, Dolphin rookie quarterback Dan Marino returned from his December 4 knee injury. On their second possession, the Dolphins launched a 12-play, 80-yard drive ending with a 19-yard TD pass from Marino to tight end Dan Johnson (PAT missed). A 59-yard return by Zachary Dixon on the ensuing kickoff led to a six-yard scoring toss from Seattle's Dave Krieg to Cullen Bryant with the extra point, giving the Seahawks a one point lead. Miami immediately retaliated, using a 17-yard Marino to Mark Duper hook-up to pave the way for a 32-yard circus catch by Duper for the touchdown. Early in the third quarter, a David Overstreet fumble in Seattle territory set the Seahawks up for a 55-yard TD march featuring a 28-yard completion from Krieg to Paul Johns, and culminating in a one-yard run by Curt Warner. Norm Johnson's 27-yard field goal early in the fourth quarter gave Seattle a 17-13 lead. The Dolphins managed to regain the lead at 20-17 following a Gerald Small interception (18-yard return) and Woody Bennett's two-yard run with only 3:43 remaining. However, the lead was shortlived as the Seahawks came right back to score on Warner's short run following a pair of Krieg to Steve Largent completions for a total of 56 yards. Miami's Fulton Walker then fumbled the Seattle kickoff, thus leading to a 37-yard Johnson field goal. Another Walker kickoff fumble iced the game for the Seahawks, who were participating in the playoffs for the first time in their eight-year history.

SEATTLE	0	7	7	13	–	27
MIAMI	0	13	0	7	–	20

M	– Johnson, 19 pass from Marino (kick failed)	12/80	2- 2:23
S	– C. Bryant, 6 pass from Krieg (N. Johnson kick)	6/38	2- 5:41
M	– Duper, 32 pass from Marino (von Schamann kick)	7/74	2- 9:17
S	– Warner, 1 run (N. Johnson kick)	8/55	3- 8:34
S	– FG N. Johnson 27	9/40	4- 4:18
M	– Bennett, 2 run (von Schamann kick)	3/16	4-11:17
S	– Warner, 2 run (N. Johnson kick)	5/66	4-13:12
S	– FG N. Johnson 37	4/8	4-13:45

ATT. – 71,032

	Seattle	Miami
First Downs Total-Rush.-Pass.-Pen.	21-12-9-0	21-9-11-1
Total Yards-Plays-Average	334-72-4.6	321-56-5.7
Rushes-Yards-Average	42-151-3.6	30-128-4.3
Net Yards Passing-Times Thrown-Yards Lost	183-1-9	193-0-0
Passes Attempted-Completed-Intercepted	29-15-1	26-15-2
Punts/Number-Average	4-38.0	4-35.5
Penalties/Number-Yards	2-15	5-30
Fumbles/Number-Lost	0-0	3-3

INDIVIDUAL STATISTICS

RUSHING – Miami: Overstreet 9-50; Bennett 7-31, 1 TD; Franklin 6-28; Nathan 8-19.

Seattle: Warner 29-113, 2 TDs; C. Bryant 5-22; Hughes 4-21; Krieg 4-(-5).

PASSING – Miami: Marino 25-15-2, 193 yards, 2 TDs; Clayton 1-0-0, 0 yards, 0 TDs.

Seattle: Krieg 28-15-1, 192 yards, 1 TD; Zorn 1-0-0, 0 yards, 0 TDs.

RECEIVING - Miami: Duper 9-117, 1 TD; Johnson 2-29, 1 TD; Moore 2-26; Rose 1-15; Nathan 1-6.

Seattle: Warner 5-38; Johns 4-60; Largent 2-56; Doornink 2-26; C. Bryant 2-12, 1 TD.

INTERCEPTIONS – Miami: Small 1-18.

Seattle: Harris 1-0; Justin 1-0.

SACKS – Miami: Baumhower 1.

Seattle: None.

MISSED FIELD GOALS – Miami: None.

Seattle: N. Johnson 48(B).

1984 AFC PLAYOFF

DOLPHINS 31, SEAHAWKS 10

December 29, 1984

Orange Bowl

Miami, FL

The Miami Dolphins, led by quarterback Dan Marino's three touchdown passes and a defense that shut out the opposition in three of four quarters, defeated the Seattle Seahawks 31-10 before 73,469 fans in the Orange Bowl. The Dolphins moved in front on their second possession and stayed there. Running back Tony Nathan keyed the 68-yard drive by gaining 38 yards on four carries, including the touchdown on a 14-yard run. A 26-yard Marino to Mark Clayton completion was the long play of the scoring march. A 32-yard interception return by Seattle's John Harris and a 25-yard pass from Dave Krieg to Steve Largent paved the way for Norm Johnson's 27-yard field goal that cut Miami's lead to 7-3. The Dolphins, however, came right back to score on their next series as a 20-yard reception by Woody Bennett preceded Marino's 34-yard scoring hook-up with Jimmy Cefalo. The Seahawks made it 14-10 at halftime when Largent scored on a 56-yard catch-and-run play. After Miami's defense had stopped Seattle on the Dolphin 24-yard line to open the second half, the Dolphins embarked on a 13-play, 76-yard TD drive that included a Bruce Hardy touchdown catch from three yards out. After the Seahawks' Jeff West managed just a seven-yard punt, Clayton made an acrobatic catch on a tipped ball in the end zone for a 33-yard TD. Miami closed out the scoring on Uwe von Schamann's 37-yard field goal in a drive that featured a 32-yard Marino to Hardy pass.

SEATTLE	0	10	0	0	-	10
MIAMI	7	7	14	3	-	31

M – Nathan, 14 run (von Schamann kick)	8/68	1-10:51
S – FG Johnson 27	7/29	2- 1:24
M – Cefalo, 34 pass from Marino (von Schamann kick)	4/60	2- 4:07
S – Largent, 56 pass from Krieg (Johnson kick)	4/70	2-11:37
M – Hardy, 3 pass from Marino (von Schamann kick)	13/76	3-10:35
M – Clayton, 33 pass from Marino (von Schamann kick)	2/33	3-12:35
M – FG von Schamann 37	8/69	4- 3:32

ATT. – 73,469

	Seattle	Miami
First Downs Total-Rush.-Pass.-Pen.	8-2-6-0	22-8-12-2
Total Yards-Plays-Average	267-55-4.9	405-70-5.8
Rushes-Yards-Average	18-51-2.8	36-143-4.0
Net Yards Passing-Times Thrown-Yards Lost	216-2-18	262-0-0
Passes Attempted-completed-Intercepted	35-20-0	34-21-2
Punts/Number-Average	7-37.0	3-37.0
Penalties/Number-Yards	4-20	1-5
Fumbles/Number-Lost	1-1	0-0

INDIVIDUAL STATISTICS

RUSHING – Miami: Nathan 18-76, 1 TD; Bennett 11-41; P. Johnson 6-22; Carter 1-4.

Seattle: Doornink 10-35; Hughes 7-14; Krieg 1-2.

PASSING – Miami: Marino 34-21-2, 262 yards, 3 TDs.

Seattle: Krieg 35-20-0, 234 yards, 1 TD.

RECEIVING – Miami: Clayton 5-75, 1 TD; Nathan 4-20; Hardy 3-48, 1 TD; Duper 3-32; Cefalo 2-43, 1 TD; Moore 2-11; Bennett 1-20; Rose 1-13.

Seattle: Largent 6-128, 1 TD; Doornink 6-23; Turner 3-38; Skansi 2-31; Hughes 1-8; C. Young 1-5; Krieg 1-1.

INTERCEPTIONS – Miami: None.

Seattle: Harris 2-45.

SACKS – Miami: Betters 1; Brudzinski 1.

Seattle: None.

MISSED FIELD GOALS – Miami: von Schamann 43(WR), 37(WL).

Seattle: N. Johnson 41(WL).

1984 AFC CHAMPIONSHIP

DOLPHINS 45, STEELERS 28
January 6, 1985

Orange Bowl
Miami, FL

The Miami Dolphins, led by Dan Marino's 421 yards passing (four touchdowns) and Mark Duper's 148 yards receiving, advanced to Super Bowl XIX by defeating the Pittsburgh Steelers 45-28 in the AFC Championship Game before 76,029 fans in the Orange Bowl. The Dolphins scored on their first offensive series as they moved 67 yards in four plays following a William Judson interception, with the TD coming on a 40-yard pass from Marino to Mark Clayton. Pittsburgh's first score came on Rich Erenberg's seven-yard run that had been set up by Walter Abercrombie's 38 yards gained in the 66-yard march. A 26-yard Uwe von Schamann field goal preceded a 65-yard toss from the Steelers' Mark Malone to John Stallworth that gave Pittsburgh a 14-10 lead. The Dolphins then scored two TDs in the final 2:52 of the first half, the first score coming on a 41-yard reception by Duper. After Lyle Blackwood's interception, Marino hit TE Joe Rose for a 28-yard gain before Tony Nathan gave the Dolphins a 24-14 lead on a two-yard run. Miami then scored on its first three second-half possessions, leading off with Marino's 36-yard scoring strike to Duper. The Steelers closed the gap to 31-21 on Malone's 19-yarder to Stallworth (33-yarder to Louis Lipps in drive). Completions to Duper (41 yards), Nathan (20 yards) and Nat Moore (28 yards) then led to a one-yard TD dive by Woody Bennett. Moore then caught a six-yard touchdown pass before Wayne Capers closed out the scoring with a 29-yard TD reception.

PITTSBURGH	7	7	7	7	-	28
MIAMI	7	17	14	7	-	45

M - Clayton 40 pass from Marino (von Schamann kick)	4/67	1- 7:15
P - Erenberg, 7 run (Anderson kick)	7/66	1-11:30
M - FG von Schamann 26	8/55	2- 5:56
P - Stallworth, 65 pass from Malone (Anderson kick)	3/71	2-12:08
M - Duper, 41 pass from Marino (von Schamann kick)	5/77	2-13:30
M - Nathan, 2 run (von Schamann kick)	5/35	2-14:24
M - Duper, 36 pass from Marino (von Schamann kick)	4/78	3- 1:48
P - Stallworth, 19 pass from Malone (Anderson kick)	9/72	3- 7:05
M - Bennett, 1 run (von Schamann kick)	10/80	3-13:20
M - Moore, 6 pass from Marino (von Schamann kick)	9/66	4- 3:55
P - Capers, 29 pass from Malone (Anderson kick)	5/84	4-14:35

ATT. - 76,029

First Downs/Total-Rush.-Pass.-Pen.

Total Yards-Plays-Average

Rushes-Yards-Average

Net Yards Passing-Times Thrown-Yards Lost

Passes Attempted-Completed-Intercepted

Punts/Number-Average

Penalties/Number-Yards

Fumbles/Number-Lost

Pittsburgh	Miami
22-8-14-0	28-10-18-0
455-68-6.7	569-71-8.0
32-143-4.5	38-134-3.5
312-0-0	435-0-0
36-20-3	33-22-1
3-43.7	2-42.5
3-30	3-25
2-1	1-1

INDIVIDUAL STATISTICS

RUSHING - Miami: Nathan 19-64, 1 TD; P. Johnson 10-39; Bennett 8-33, 1 TD; Strock 1-(-2).

Pittsburgh: Abercrombie 15-68; Pollard 11-48; Erenberg 6-27, 1 TD.

PASSING - Miami: Marino 32-21-1, 421 yards, 4 TDs; Nathan 1-1-0, 14 yards, 0 TDs.

Pittsburgh: Malone 36-20-3, 312 yards, 3 TDs.

RECEIVING - Miami: Nathan 8-114; Duper 5-148, 2 TDs; Clayton 4-95, 1 TD; Moore 2-34, 1 TD; Hardy 2-16; Rose 1-28.

Pittsburgh: Erenberg 5-59; Stallworth 4-111, 2 TDs; Lipps 3-45; Sweeney 3-42; Pollard 3-13;

Capers 1-29, 1 TD; Abercrombie 1-13.

INTERCEPTIONS - Miami: Judson 1-34; G. Blackwood 1-4; L. Blackwood 1-4.

Pittsburgh: Shell 1-18.

SACKS - Miami: None.

Pittsburgh: None.

MISSED FIELD GOALS - Miami: von Schamann 52(S).

Pittsburgh: Anderson 53(WR).

SUPER BOWL XIX

49ERS 38, DOLPHINS 16
January 20, 1985

Stanford Stadium
Palo Alto, CA

The Miami Dolphins, unable to score in the game's final two quarters, dropped a 38-16 decision to the San Francisco 49ers in Super Bowl XIX before 84,059 fans in Stanford Stadium. The Dolphins were outgained in the contest by a 537-314 margin with the 49ers maintaining possession for 37:11. Miami opened the scoring on its first possession as Uwe von Schamann converted a 37-yard field

Playoff History • 483

goal (key play – Dan Marino's 25-yard completion to Tony Nathan). San Francisco jumped ahead 7-3 when QB Joe Montana led the Niners on an eight-play, 78-yard drive that culminated in a 33-yard TD toss to Carl Monroe. The Dolphins scored their only touchdown of the game on their next series as two Marino completions to Mark Clayton (18, 13 yards) and a 21-yarder to Dan Johnson paved the way for Johnson's two-yard scoring catch. Touchdown runs of eight and two yards by Roger Craig and Montana's six-yard scamper gave San Francisco a 28-10 lead. Von Schamann then connected on field goals of 31 and 30 yards in the final 12 seconds of the first half to close the Dolphin deficit to 28-16. The 49ers upped their lead on their initial second-half possession on Ray Wersching's 27-yard field goal, before closing out the scoring on Craig's 16-yard scoring reception (key play – 40-yard Montana to Wendell Tyler pass play).

MIAMI	10	6	0	0	-	16
SAN FRANCISCO	7	21	10	0	-	38

M – FG von Schamann 37	7/45	1- 7:36
SF – Monroe, 33 pass from Montana (Wersching kick)	8/78	1-11:48
M – Johnson, 2 pass from Marino (von Schamann kick)	6/70	1-14:15
SF – Craig, 8 pass from Montana (Wersching kick)	4/47	2- 3:26
SF – Montana, 6 run (Wersching kick)	6/55	2- 8:02
SF – Craig, 2 run (Wersching kick)	9/52	2-12:55
M – FG von Schamann 31	12/72	2-14:48
M – FG von Schamann 30	1/0	2-15:00
SF – FG Wersching 27	10/43	3- 4:48
SF – Craig, 16 pass from Montana (Wersching kick)	5/70	3- 8:42

ATT. – 84,059

	Miami	San Francisco
First Downs Total-Rush.-Pass.-Pen.	19-2-17-0	31-16-15-0
Total Yards-Plays-Average	314-63-5.0	537-76-7.1
Rushes-Yards-Average	9-25-2.8	40-211-5.3
Net Yards Passing-Times Thrown-Yards Lost	289-4-29	326-1-5
Passes Attempted-Completed-Intercepted	50-29-2	35-24-0
Punts/Number-Average	6-39.3	3-32.7
Penalties/Number-Yards	1-10	2-10
Fumbles/Number-Lost	1-0	2-2

INDIVIDUAL STATISTICS

RUSHING – Miami: Nathan 5-18; Bennett 3-7; Marino 1-0.

San Francisco: Tyler 13-65; Montana 5-59, 1 TD; Craig 15-58, 1 TD; Harmon 5-20; Solomon 1-5; Cooper 1-4.

PASSING – Miami: Marino 50-29-2, 318 yards, 1 TD.

San Francisco: Montana 35-24-0, 331 yards, 3 TDs.

RECEIVING – Miami: Nathan 10-83; Clayton 6-92; Rose 6-73; Johnson 3-28, 1 TD; Moore 2-17; Cefalo 1-14; Duper 1-11.

San Francisco: Craig 8-82, 2 TDs; Clark 5-72; Francis 5-60; Tyler 4-70; Monroe 1-33, 1 TD; Solomon 1-14.

INTERCEPTIONS – Miami: None.

San Francisco: Wright 1-0; Williamson 1-0.

SACKS – Miami: Betters 1.

San Francisco: Board 2; Johnson 1; Tuiaosopo 1.

MISSED FIELD GOALS – Miami: None.

San Francisco: None.

1985 AFC PLAYOFF

DOLPHINS 24, BROWNS 21

January 4, 1986

**Orange Bowl
Miami, FL**

Most people had not given them much of a chance to win, but the 8-8 Cleveland Browns nearly upset the 12-4 Dolphins in the Orange Bowl. It would take two Ron Davenport touchdowns in the final 17 minutes to send Miami to a 24-21 victory and the AFC Championship Game against New England the following week. Fuad Reveiz put the Dolphins on the board early with a 51-yard field goal on Miami's first drive of the game. But Cleveland came back to score 21 unanswered points, and held a 21-3 advantage midway through the third quarter. Cleveland rookie quarterback Bernie Kosar, who had played two college seasons in the Orange Bowl for the University of Miami, hit Ozzie Newsome with a 16-yard touchdown pass for the Browns first points of the day. Earnest Byner (16-161) ran in from 21 yards out just before the half, and then he broke a 66-yard touchdown jaunt 3:38 into the second half. Just like that, the improbable began to look possible. Dan Marino connected with Nat Moore for a six-yard touchdown pass just over six minutes later and Miami had closed the margin to 21-10. Then it was time for Davenport (6-48) to show his stuff. First, he hit the hole for a 31-yard touchdown run late in the third period and then he closed the scoring and put Miami up for good, going over from one yard out with just 1:57 remaining in the game.

CLEVELAND	7	7	7	0	-	21
MIAMI	3	0	14	7	-	24

M - FG Reveiz 51	5/25	1- 4:26
C - Newsome, 16 pass from Kosar (Bahr kick)	10/82	1-13:36
C - Byner, 21 run (Bahr kick)	8/55	2-14:02
C - Byner, 66 run (Bahr kick)	4/80	3- 3:38
M - N. Moore, 6 pass from Marino (Reveiz kick)	13/74	3- 9:47
M - Davenport, 31 run (Reveiz kick)	5/48	3-13:19
M - Davenport, 1 run (Reveiz kick)	9/73	4-13:03

ATT. - 75,128

	Cleveland	Miami
First Downs Total-Rush.-Pass.-Pen.	17-11-5-1	20-6-13-1
Total Yards-Plays-Average	313-57-5.5	330-64-5.2
Rushes-Yards-Average	37-251-6.8	19-92-4.8
Net Yards Passing-Times Thrown-Yards Lost	62-1-4	238-0-0
Passes Attempted-Completed-Intercepted	19-10-1	45-25-1
Punts/Number-Average	6-37.2	5-41.6
Penalties/Number-Yards	6-49	2-20
Fumbles/Number-Lost	1-0	1-0

INDIVIDUAL STATISTICS

RUSHING - Miami: Davenport 6-48, 2 TDs; Nathan 7-21; Bennett 4-17; Carter 2-6.
Cleveland: Byner 16-161, 2 TDs; Mack 13-56; Dickey 6-28; Kosar 2-6.

PASSING - Miami: Marino 45-25-1, 238 yards, 1 TD.
Cleveland: Kosar 19-10-1, 66 yards, 1 TD.

RECEIVING - Miami: Nathan 10-101; Hardy 5-51; N. Moore 4-29, 1 TD; Johnson 2-17; Rose 1-17; Clayton 1-15; Bennett 1-6; Carter 1-2.
Cleveland: Byner 4-25; Newsome 2-22, 1 TD; Holt 2-2; Cl. Weathers 1-12; Fontenot 1-5.

INTERCEPTIONS - Miami: Lankford 1-2.
Cleveland: Rogers 1-45.

SACKS - Miami: Moore 1.
Cleveland: None.

MISSED FIELD GOALS - Miami: Reveiz 47(S).
Cleveland: None.

1985 AFC CHAMPIONSHIP

PATRIOTS 31, DOLPHINS 14
January 12, 1986

Orange Bowl
Miami, FL

The New England Patriots garnered a bid to their first Super Bowl by snapping an 18-game losing streak to the Dolphins in Miami with a 31-14 triumph at the Orange Bowl. The Patriots' only previous victory in Miami came in the first meeting between the two teams in 1966. New England backs Craig James (22-105) and Robert Weathers (16-87) combined for 192 yards rushing and quarterback Tony Eason was on target with a 10-12 performance for 71 yards as the Pats set up a Super Bowl date with the Chicago Bears. After New England got on the board first with a Tony Franklin 23-yard field goal, the Dolphins stormed back for their only lead of the afternoon when Dan Marino passed 10 yards to Dan Johnson early in the second quarter. Eason brought New England right back with three touchdown tosses, and the Pats led 24-7 after three quarters. Miami's last score of the day came early in the fourth quarter when Tony Nathan grabbed a 10-yard TD pass from Marino. New England fullback Mosi Tatupu ended the game's scoring with a one-yard TD jaunt midway through the fourth quarter.

NEW ENGLAND	3	14	7	7	-	31
MIAMI	0	7	0	7	-	14

M - FG Reveiz 51	5/25	1- 4:26
NE - FG Franklin 23	6/14	1- 6:40
M - Johnson, 10 pass from Marino (Reveiz kick)	11/80	2- 0:21
NE - Collins, 4 pass from Eason (Franklin kick)	8/66	2- 4:50
NE - D. Ramsey, 1 pass from Eason (Franklin kick)	7/36	2- 9:35
NE - Weathers, 2 pass from Eason (Franklin kick)	6/25	3- 3:02
M - Nathan, 10 pass from Marino (Reveiz kick)	1/10	4- 0:32
NE - Tatupu, 1 run (Franklin kick)	9/45	4- 7:26

ATT. - 74,978

	New England	Miami
First Downs Total-Rush.-Pass.-Pen.	21-15-6-0	18-3-15-0
Total Yards-Plays-Average	326-71-4.6	302-62-4.9
Rushes-Yards-Average	59-255-4.3	13-68-5.2

Playoff History • 485

	New England	Miami
Net Yards Passing-Times Thrown-Yards Lost	71-0-0	234-1-14
Passes Attempted-Completed-Intercepted	12-10-0	48-20-2
Punts/Number-Average	5-40.2	4-41.3
Penalties/Number-Yards	2-15	4-35
Fumbles/Number-Lost	2-2	5-4

INDIVIDUAL STATISTICS

RUSHING – Miami: Carter 6-56; Davenport 3-6; Nathan 2-4; Bennett 1-2; Marino 1-0.
 New England: C. James 22-105; Weathers 16-87; Collins 12-61; Tatupu 6-9, 1 TD; Eason 3-(-7).
PASSING – Miami: Marino 48-20-2, 248 yards, 2 TDs.
 New England: Eason: 12-10-0, 71 yards, 3 TDs.
RECEIVING – Miami: Nathan 5-57, 1 TD; Hardy 3-52; Duper 3-45; Clayton 3-41; Davenport 3-23; Johnson 1-10, 1 TD; N. Moore 1-10; Rose 1-10.
 New England: D. Ramsey 3-18, 1 TD; Collins 3-15, 1 TD; Morgan 2-30; Tatupu 1-6; Weathers 1-2, 1 TD.
INTERCEPTIONS – Miami: None.
 New England: Marion 1-21; Clayborn 1-0.
SACKS – Miami: None.
 New England: Veris 1.
MISSED FIELD GOALS – Miami: Reveiz 31(WR).
 New England: Franklin 41(WL).

1990 AFC FIRST ROUND PLAYOFF

DOLPHINS 17, CHIEFS 16
 January 5, 1991

Joe Robbie Stadium
Miami, FL

Dan Marino threw two fourth quarter touchdown passes to lead the Dolphins to a dramatic come-from-behind 17-16 playoff win over the Kansas City Chiefs before a crowd of 67,276 at Joe Robbie Stadium. In the final period, Marino hit on all eight of his pass attempts for 101 yards and two touchdowns. It was the 16th time in his career that Marino has engineered a fourth quarter comeback. Including the third quarter, Marino hit on his last ten pass attempts to lead the Dolphins back from a 13-3 deficit to a 17-16 win. The Chiefs opened the scoring in the first quarter when Charles Washington blocked a Reggie Roby punt and returned the ball to Miami's 37-yard line. However, Miami's defense stiffened and held the Chiefs to a 27-yard field goal by Nick Lowery. Miami kicker Pete Stoyanovich tied the score at 3-3 in the second period by booting an NFL playoff record 58-yard field goal. Stoyanovich's kick broke the previous record of 54 yards by Detroit's Eddie Murray on December 24, 1983, against San Francisco and it was the second-longest kick of Stoyanovich's career. The Chiefs took a 10-3 halftime lead by scoring on a 26-yard touchdown strike from Steve DeBerg to Stephone Paige. The Chiefs extended their lead to 16-3 on a pair of third quarter field goals by Lowery from 25 and 38 yards. In the fourth quarter, the Dolphins closed the score to 16-10 as Marino hit fullback Tony Paige with a one-yard touchdown pass. The key play in the drive was a two-yard run by Sammie Smith on a fourth-and-two from Kansas City's 45-yard line. The Dolphins forced the Chiefs to punt on their next possession and received the ball on their own 15-yard line with 10:39 left in the game. The Dolphins converted three third downs and drove to the Chiefs' 12-yard line with 3:28 left in the contest before Marino hit Mark Clayton with a 12-yard touchdown pass to give Miami a 17-16 lead. However, the Chiefs had a chance to win the game as they drove from their own 22-yard line to the Dolphin 34 before Lowery's 52-yard field goal attempt was just short.

KANSAS CITY	3	7	6	0	-	16
MIAMI	0	3	0	14	-	17

KC – FG Lowery 27	9/28	1-	9:56
M – FG Stoyanovich 58	9/40	2-	0:05
KC – Paige, 26 pass from DeBerg (Lowery kick)	4/61	2-13:	06
KC – FG Lowery 25	11/63	3-10:	14
KC – FG Lowery 38	4/8	3-12:	10
M – Paige, 1 pass from Marino (Stoyanovich kick)	10/66	4-	2:42
M – Clayton, 12 pass from Marino (Stoyanovich kick)	11/85	4-11:	32

ATT. – 67,276

	Kansas City	Miami
First Downs/Total-Rush.-Pass.-Pen.	16-4-11-1	23-7-14-2
Total Yards-Plays-Average	367-55-6.7	311-64-4.8
Rushes-Yards-Average	24-103-4.3	32-98-3.1
Net Yards Passing-Times Thrown-Yards Lost	264-1-5	213-2-8
Passes Attempted-Completed-Intercepted	30-17-1	30-19-0
Punts/Number-Average	4-35.0	3-39.7
Penalties/Number-Yards	4-35	2-22
Fumbles/Number-Lost	0-0	2-2

INDIVIDUAL STATISTICS

RUSHING – Miami: Smith 20-82; Logan 7-17; Paige 1-2; Marino 4-(-3).

Kansas City: Okoye 13-83; Word 9-13; McNair 2-7.

PASSING – Miami: Marino 30-19-0, 221 yards, 2 TDs.

Kansas City: DeBerg 30-17-1, 269 yards, 1 TD.

RECEIVING – Miami: Clayton 5-66, 1 TD; Paige 5-30, 1 TD; Duper 3-36; Edmunds 2-49; Smith 2-22; Jensen 1-11; Martin 1-7.

Kansas City: Paige 8-142, 1 TD; McNair 3-22; Harry 2-59; Roberts 2-26; R. Thomas 1-15; Hayes 1-5.

INTERCEPTIONS – Miami: Williams 1-0.

Kansas City: None.

SACKS – Miami: Griggs 1.

Kansas City: Smith 1.5; Cooper 0.5.

MISSED FIELD GOALS – Miami: Stoyanovich 57(S).

Kansas City: Lowery 52(S).

1990 AFC DIVISIONAL PLAYOFF

BILLS 44, DOLPHINS 34
January 12, 1991

Rich Stadium
Orchard Park, NY

The Miami Dolphins saw the 1990 season come to an end with a 44-34 loss to the Buffalo Bills in an AFC Divisional Playoff contest in the snow and ice at Rich Stadium. The game was an offensive shootout as the teams combined for 78 points, 48 first downs, 923 total net yards, 662 passing yards, 261 rushing yards, nine touchdowns and five field goals. Individually, Dan Marino (23 of 49 for 323 yards with three TDs and two INTs) and Jim Kelly (19-29-339-3-1) both passed for over 300 yards. Kelly became the only quarterback to throw for over 300 yards against the Dolphin defense in 1990. Mark Duper (three catches for 113 yards and a score) and Buffalo's Andre Reed (4-122-2) and James Lofton (7-149-1) all went over the 100-yard receiving mark. On the ground, the Bills' Thurman Thomas (32 carries for 117 yards and two TDs) and Miami's Sammie Smith (21-99) led the way. Buffalo dominated the first quarter and jumped out to a 13-3 lead. The Bills scored on their first possession as Kelly hit Reed with a 40-yard touchdown strike and the Dolphins answered the score with a 49-yard field goal to close the score to 7-3. Buffalo added a pair of Scott Norwood field goals – from 24 and 22 yards – to close the first quarter scoring. The Bills struck first in the second quarter on a five-yard run by Thomas to lead 20-3. Miami answered the score on its next possession as Marino and Duper combined for a 64-yard touchdown. The Bills came right back and scored as Kelly threw 13 yards for a score to Lofton to take a 27-10 lead. On their next possession Miami was forced to punt, however the Bills' Al Edwards fumbled the punt and Reggie Roby recovered for Miami on Buffalo's 47-yard line. Miami drove down to the two-yard line where Marino ran in for the score to narrow Buffalo's lead to 27-17 at the half. The Dolphins and Buffalo exchanged third quarter field goals as Stoyanovich hit from 22 yards and Norwood connected from 28 yards. Miami closed the score to 30-27 early in the fourth quarter as Marino threw a two-yard touchdown pass to offensive guard Roy Foster. It was the first reception and touchdown of Foster's career as he became the first offensive or defensive lineman to score an offensive touchdown in a post-season contest since Chicago Bears' defensive tackle William Perry rumbled in from a yard out in Super Bowl XX on January 26, 1986. However, the Bills struck back for 14 quick points to put the game away. First, Thomas scored his second touchdown of the game on a five-yard run. On the ensuing kickoff, Miami returner Marc Logan fumbled the ball and Norwood recovered for Buffalo on the Dolphins' 29-yard line. Two plays later, Kelly and Reed combined for a 26-yard scoring toss and a 44-27 lead. The Dolphins scored the final touchdown of the game with just 1:15 remaining as Marino hit Tony Martin with an eight-yard touchdown pass.

MIAMI	3	14	3	14	–	34
BUFFALO	13	14	3	14	–	44

B – Reed, 40 pass from Kelly (Norwood kick)	5/76	1- 1:54
M – FG Stoyanovich 49	10/40	1- 8:00
B – FG Norwood 24	6/57	1-10:11
B – FG Norwood 22	9/33	1-14:09
B – Thomas, 5 run (Norwood kick)	5/67	2- 2:56
M – Duper, 64 pass from Marino (Stoyanovich kick)	4/80	2- 5:06
B – Lofton, 13 pass from Kelly (Norwood kick)	11/68	2- 9:49
M – Marino, 2 run (Stoyanovich kick)	7/47	2-14:49
M – FG Stoyanovich 22	8/62	3- 4:57
B – FG Norwood 28	9/37	3-13:22
M – Foster, 2 pass from Marino (Stoyanovich kick)	6/43	4- 0:55
B – Thomas, 5 run (Norwood kick)	10/63	4- 4:32
B – Reed, 26 pass from Kelly (Norwood kick)	2/29	4- 5:08
M – Martin, 8 pass from Marino (Stoyanovich kick)	15/91	4-13:45

ATT. – 77,087

	Miami	Buffalo
First Downs/Total-Rush.-Pass.-Pen.	24-9-13-2	24-7-16-1
Total Yards-Plays-Average	430-76-5.6	493-66-7.5
Rushes-Yards-Average	27-107-3.9	37-154-4.2
Net Yards Passing-Times Thrown-Yards Lost	323-0-0	339-0-0
Passes Attempted-Completed-Intercepted	49-23-2	29-19-1
Punts/Number-Average	2-40.0	1-47.0
Penalties/Number-Yards	4-32	4-30
Fumbles/Number-Lost	1-1	3-1

INDIVIDUAL STATISTICS

RUSHING – Miami: Smith 21-99; Logan 5-6; Marino 1-2, 1 TD.

Buffalo: Thomas 32-117, 2 TDs; Kelly 5-37.

PASSING – Miami: Marino 49-23-2, 323 yards, 3 TDs.

Buffalo: Kelly: 29-19-1, 339 yards, 3 TDs.

RECEIVING – Miami: Clayton 4-82; Martin 4-44, 1 TD; Jensen 4-38; Duper 3-113, 1 TD; Edmunds 3-21; Logan 2-6; Smith 1-9; Paige 1-6; Foster 1-2, 1 TD.

Buffalo: Lofton 7-149, 1 TD; Reed 4-122, 2 TDs; Thomas 3-38; McKeller 3-15; Edwards 1-12; Davis 1-3.

INTERCEPTIONS – Miami: Williams 1-0.

Buffalo: Odomes 1-9; Kelso 1-0.

SACKS – Miami: None.

Buffalo: None.

MISSED FIELD GOALS – Miami: None.

Buffalo: None.

1992 AFC DIVISIONAL PLAYOFF

DOLPHINS 31, CHARGERS 0
January 10, 1993

Joe Robbie Stadium
Miami, FL

Miami cornerback Troy Vincent recorded a pair of interceptions and quarterback Dan Marino threw three touchdown passes to lead the Miami Dolphins to a 31-0 win over the San Diego Chargers in the AFC Divisional Playoffs before a crowd of 71,224 at Joe Robbie Stadium. Miami's 31-point margin of victory was the largest by the team in a playoff game. The previous largest margin of victory in the post-season by the Dolphins was three 21-point wins as Miami had a 21-0 win over the Baltimore Colts on January 2, 1972 in the Orange Bowl, a 34-13 win over the San Diego Chargers on January 16, 1983 in the Orange Bowl and a 31-10 win over the Seattle Seahawks on December 29, 1984 in the Orange Bowl. Overall, the Miami defense totaled four interceptions (also safety Louis Oliver and linebacker Bryan Cox), a forced fumble (by cornerback Stephen Braggs), a fumble recovery (by linebacker Dwight Hollier) and a sack (by defensive end Jeff Hunter). The Dolphins held the Chargers to just ten first downs (three rushing and seven passing), 202 yards of total offense (70 rushing and 132 passing) and three of 15 on third down conversions. The Chargers' 15 possessions ended in seven punts, four interceptions, twice on downs, once on a lost fumble and once at the end of the first half. Following a scoreless first quarter, the Dolphins exploded for 21 points in the second quarter to take a 21-0 lead at the half. Miami's 21 points in the second quarter was the most scored by the Dolphins in any quarter of a playoff game in team history. The previous team high for points in a quarter was 20 points which was scored by Miami in the second quarter against San Diego on January 6, 1983. Miami opened the scoring following a Vincent interception which gave the team possession on San Diego's 48-yard line. Marino led the Dolphins on a nine-play, 48-yard drive which was capped-off as Marino tossed a one-yard scoring pass to fullback Tony Paige. The Dolphins increased their lead to 14-0 later in the period as the team again gained possession of the ball following a Vincent interception and drove 37 yards and scored on a nine-yard connection from Marino to tight end Keith Jackson. Miami scored the final points of the first half as Marino again connected with Jackson and the tight end made a diving 30-yard reception in the end zone for the score. Jackson became just the fourth player in team history to record two touchdown receptions for the Dolphins in a playoff contest. Miami and San Diego played to a scoreless third quarter before the Dolphins scored the game's final ten points in the fourth quarter. Miami increased its lead to 24-0 early in the final stanza as kicker Pete Stoyanovich booted a 22-yard field goal. The Dolphins scored the final points of the game as running back Aaron Craver scored on a 25-yard run to increase the margin to 31-0.

SAN DIEGO	0	0	0	0	-	0
MIAMI	0	21	0	10	-	31

M – Paige, 1 pass from Marino (Stoyanovich kick)	9/48	2- 8:30
M – Jackson, 9 pass from Marino (Stoyanovich kick)	2/37	2-13:14
M – Jackson, 30 pass from Marino (Stoyanovich kick)	4/42	2-14:33
M – FG Stoyanovich 22	12/60	4- :57
M – Craver, 25 run (Stoyanovich kick)	6/53	4- 6:41

ATT. – 71,224

	San Diego	Miami
First Downs/Total-Rush.-Pass.-Pen.	10-3-7-0	18-9-9-0
Total Yards-Plays-Average	202-62-3.3	324-69-4.7
Rushes-Yards-Average	16-70-4.4	40-157-3.9
Net Yards Passing-Times Thrown-Yards Lost	132-1-8	167-0-0
Passes Attempted-Completed-Intercepted	45-18-4	29-17-0
Punts/Number-Average	7-46.3	8-41.0
Penalties/Number-Yards	4-39	0-0
Fumbles/Number-Lost	3-1	3-1

INDIVIDUAL STATISTICS

RUSHING – Miami: Craver 8-72, 1 TD; Humphrey 23-71; Parmalee 5-18; Clayton 1-0; Mitchell 1-(-1); Saxon 2-(-3).

San Diego: Bieniemy 4-26; Butts 7-25; Humphries 1-10; Harmon 4-9.

PASSING – Miami: Marino 29-17-0, 167 yards, 3 TDs.

San Diego: Humphries 44-18-4, 140 yards, 0 TDs; Kidd 1-0-0, 0 yards, 0 TDs.

RECEIVING – Miami: Paige 5-14, 1 TD; Jackson 4-53, 2 TDs; Humphrey 4-30; Duper 3-57; Craver 1-13.

San Diego: Harmon 9-73; Walker 3-33; Lewis 2-12; Miller 2-12; Jefferson 1-10; Butts 1-0.

INTERCEPTIONS – Miami: Vincent 2-2; Oliver 1-21; Cox 1-7.

San Diego: None.

SACKS – Miami: Hunter 1.

San Diego: None.

MISSED FIELD GOALS – Miami: None.

San Diego: None.

1992 AFC CHAMPIONSHIP

BILLS 29, DOLPHINS 10
January 17, 1993

Joe Robbie Stadium
Miami, FL

The Miami Dolphins suffered five turnovers (two interceptions and three fumbles) as the team dropped a 29-10 decision to the Buffalo Bills in the AFC Championship Game before a crowd of 72,703 at Joe Robbie Stadium. Buffalo opened the scoring midway through the opening period as defensive end Bruce Smith sacked Miami quarterback Dan Marino and forced a fumble which was recovered by Bills linebacker Darryl Talley on the Dolphins' 47-yard line. Buffalo scored off the takeaway as Steve Christie converted on a 21-yard field goal. Miami tied the score at 3-3 later in the period as Pete Stoyanovich converted on a 51-yard field goal attempt. The Bills took a 10-3 lead early in the second period as quarterback Jim Kelly threw a 17-yard touchdown pass to running back Thurman Thomas. On Miami's next possession, Marino's pass attempt was batted in the air by Buffalo defensive end Phil Hansen and intercepted by Hansen on the Dolphins' 17-yard line. The Bills increased their lead to 13-3 as Christie kicked on a 33-yard field goal. Buffalo took a 20-3 lead early in the third quarter by capitalizing on another Miami turnover as kick returner Mike Williams fumbled the second half kickoff and Buffalo's Carwell Gardner recovered the ball on the Dolphins' 25-yard line. The Bills scored four plays later as running back Kenneth Davis ran into the end zone for a two-yard touchdown. Buffalo increased its lead to 26-3 as Christie hit on a pair of field goals from 21 and 31 yards. Miami closed the score to 26-10 as Marino connected with wide receiver Mark Duper on a 15-yard touchdown pass. With the TD pass, Marino extended his streak to ten consecutive playoff games with one or more touchdown passes which is tied with the Raiders' Ken Stabler (1973-77) for the NFL's all-time record for consecutive post-season games with a touchdown pass. In addition, Duper's touchdown reception was his fifth post-season touchdown catch and broke the team's playoff record for career touchdown receptions. Duper was tied with wide receiver Paul Warfield (four TDs on 34 career playoff catches) and tight end Bruce Hardy (four TDs on 26 catches). Buffalo closed the scoring later in the period as Christie converted his fifth field goal of the game with a 38-yarder.

BUFFALO	3	10	10	6	-	29
MIAMI	3	0	0	7	-	10

B – FG Christie 21	6/43	1- 9:17
M – FG Stoyanovich 51	7/39	1-13:03
B – Thomas, 17 pass from Kelly (Christie kick)	7/64	2- :40
B – FG Christie 33	4/2	2- 2:59
B – Davis, 2 run (Christie kick)	5/24	3- 1:58
B – FG Christie 21	15/67	3-11:33
M – FG Christie 31	5/39	4- :04
B – Duper, 15 pass from Marino (Stoyanovich kick)	9/62	4- 7:28
B – FG Christie 38	7/23	4-12:23

ATT. – 72,703

	Buffalo	Miami
First Downs/Total-Rush.-Pass.-Pen.	20-10-8-2	15-1-14-0
Total Yards-Plays-Average	358-73-4.9	276-60-4.6

Playoff History • 489

	Buffalo	Miami
Rushes-Yards-Average	48-182-3.8	11-33-3.0
Net Yards Passing-Times Thrown-Yards Lost	176-1-1	243-4-25
Passes Attempted-Completed-Intercepted	24-17-2	45-22-2
Punts/Number-Average	2-34.5	4-37.0
Penalties/Number-Yards	3-20	5-40
Fumbles/Number-Lost	1-0	4-3

INDIVIDUAL STATISTICS

RUSHING – Miami: Humphrey 8-22; Craver 2-13; Marino 1-(-2).

Buffalo: Thomas 20-96; Davis 19-61, 1 TD; Lamb 1-16; Reed 2-6; Kelly 3-4; Gardner 3-(-1).

PASSING – Miami: Marino 45-22-2, 268 yards, 1 TD.

Buffalo: Kelly 24-17-2, 177 yards, 1 TD.

RECEIVING – Miami: Jackson 5-71; Humphrey 5-41; Martin 3-55; Clayton 3-32; Duper 2-36, 1 TD; Banks 2-18; Craver 2-15.

Buffalo: Thomas 5-70, 1 TD; Davis 4-52; Reed 3-25; Lofton 2-19; McKeller 1-11; Metzelaars 1-6; Gardner 1-(-6).

INTERCEPTIONS – Miami: Brown 1-32; Oliver 1-0.

Buffalo: Hicks 1-31; Hansen 1-0.

SACKS – Miami: Coleman 1.

Buffalo: Smith 1.5; Hansen 1; Bennett 1; Talley 0.5.

MISSED FIELD GOALS – Miami: None.

Buffalo: Christie 38(WL).

1994 AFC FIRST-ROUND PLAYOFF

DOLPHINS 27, CHIEFS 17
December 31, 1994

Joe Robbie Stadium
Miami, FL

Dan Marino threw a pair of touchdown passes to lead the Dolphins to a 27-17 win in a First-Round playoff contest against the Kansas City Chiefs before a crowd of 69,757 at Joe Robbie Stadium. The game was billed as Marino-Montana III and the duel between the two future Hall of Famers lived up to the pregame hype. Marino completed 22 of 29 passes for 257 yards with two touchdowns and no interceptions and Montana countered by hitting on 26 of 37 passes for 314 yards with two scores and an interception. The first half was an offensive shootout which was tied at 17-17 with neither team being forced to punt. Kansas City opened the scoring as Montana tossed a one-yard touchdown pass to tight end Derrick Walker. Miami answered the score on its first possession as Bernie Parmalee scored on a one-yard run. The Chiefs came right back to close the first quarter scoring at 14-7 as Montana threw a short pass to fullback Kimble Anders who turned the play into a 57-yard catch and run for the touchdown. Miami cut the score to 14-10 early in the second quarter as Pete Stoyanovich booted a 40-yard field goal. Kansas City upped their lead to 17-10 later in the quarter as Lin Elliott booted a 21-yard field goal. The Dolphins closed the first half scoring as Marino tossed a one-yard touchdown pass to tight end Ronnie Williams. The scoring pass set an NFL record as it marked Marino's 11th consecutive post-season game with a touchdown toss. He moved past a tie with Montana (San Francisco/Kansas City) and Ken Stabler (Oakland) for the longest all-time streak of playoff games with a touchdown pass in NFL history. The Dolphins dominated the second half and outscored the Chiefs by a 10-0 margin. Miami took their first lead of the ballgame at 24-17 on the first drive of the third quarter as Marino and Irving Fryar connected on a seven-yard touchdown pass. Miami increased its lead to 27-17 on a 40-yard field goal late in the third period. The Dolphins forced a pair of turnovers by the Chiefs in Miami territory to preserve the win. First, cornerback J.B. Brown intercepted a Montana aerial on the goal line to stop a drive and then safety Michael Stewart forced and recovered a fumble by Marcus Allen on the Dolphins' 34-yard line.

KANSAS CITY	14	3	0	0	-	17
MIAMI	7	10	10	0	-	27

KC – Walker, 1 pass from Montana (Elliott kick)	11/80	1- 6:28
M – Parmalee, 1 run (Stoyanovich kick)	10/72	1-12:40
KC – Anders, 57 pass from Montana (Elliott kick)	4/83	1-15:20
M – FG Stoyanovich 40	7/35	2- 2:45
KC – FG Elliott, 21	12/69	2- 8:48
M – R. Williams, 1 pass from Marino (Stoyanovich kick)	13/80	2-14:38
M – Fryar, 7 pass from Marino (Stoyanovich kick)	6/64	3- 3:02
M – FG Stoyanovich 40	10/59	3-13:24

ATT. – 69,757

Kansas City	Miami
24-7-17-0	22-7-13-2
414-60-6.9	381-61-6.2
23-100-4.3	31-132-4.3

First Downs/Total-Rush.-Pass.-Pen.
Total Yards-Plays-Average
Rushes-Yards-Average

Net Yards Passing-Times Thrown-Yards Lost
 Passes Attempted-Completed-Intercepted
 Punts/Number-Average
 Penalties/Number-Yards
 Fumbles/Number-Lost

Kansas City	Miami
314-0-0	249-1-8
37-26-1	29-22-0
2-40.0	3-43.3
4-15	6-50
3-1	0-0

INDIVIDUAL STATISTICS

RUSHING – Miami: Parmalee 18-57, 1 TD; Spikes 9-49; McDuffie 1-19; Marino 2-4; Craver 1-3.

Kansas City: Allen 14-64; Anders 5-17; Hill 2-14; Montana 2-5.

PASSING – Miami: Marino 29-22-0, 257 yards, 2 TDs.

Kansas City: Montana 37-26-1, 314 yards, 2 TDs.

RECEIVING – Miami: Fryar 6-71, 1 TD; Craver 4-35; Parmalee 2-34; K. Jackson 2-29; M. Williams 2-28; McDuffie 2-25; Saxon 2-24; Miller 1-10; R. Williams 1-1, 1 TD.

Kansas City: K. Anders 6-103, 1 TD; Allen 5-49; Birden 4-56; Cash 3-38; Walker 3-27, 1 TD; Dawson 3-21; Hill 1-11; Davis 1-9.

INTERCEPTIONS – Miami: Brown 1-24.

Kansas City: None.

SACKS – Miami: None.

Kansas City: Thomas 1.

MISSED FIELD GOALS – Miami: None.

Kansas City: None.

1994 AFC DIVISIONAL PLAYOFF

CHARGERS 22, DOLPHINS 21
 January 8, 1995

Jack Murphy Stadium
 San Diego, CA

Natrone Means rushed for 139 yards and a touchdown to lead the Chargers to a 22-21 win over the Miami Dolphins in an AFC Divisional Playoff contest before a crowd of 63,381 at Jack Murphy Stadium. San Diego had the first scoring threat of the game as they drove down to Miami's 26-yard line, but Miami's Marco Coleman forced a fumble by Means to stop the drive. Following the takeaway, the Dolphins opened the scoring as Dan Marino capped a nine-play, 79-yard drive with an eight-yard scoring pass to tight end Keith Jackson. The Chargers closed the score to 7-3 on their next possession as John Carney booted a 20-yard field goal. Prior to the field goal attempt, San Diego had a first-and-goal from the Dolphins' six-yard line but the Miami defense stiffened and held the Chargers out of the end zone. The Dolphins increased their lead to 14-3 on their next possession as Marino and Jackson connected again in the end zone for a nine-yard touchdown pass. Jackson's two touchdown receptions in the contest tied Miami's all-time single-game playoff record, which was accomplished five previous times. San Diego answered the touchdown with another field goal as Carney connected on a 21-yard effort. Once again, San Diego had a first-and-goal on Miami's six-yard line and the Dolphin defense limited the Chargers to a field goal. Miami closed the first half scoring as Marino threw a 16-yard touchdown pass to Mike Williams with just 27 seconds left in the first half to take a 21-6 lead. San Diego opened the third quarter with a long drive which was halted when Means was held for no gain on a fourth-and-one play from Miami's one-yard line and the Dolphins took possession of the ball. However, on Miami's first play following the goal line stand, Dolphins running back Bernie Parmalee was tackled in the end zone for a safety to bring the score to 21-8. Following a free kick by Miami's John Kidd, the Chargers got the ball on their own 46-yard line and drove for a 24-yard touchdown run by Means to cut the score to 21-15. Miami had the ball for just one play — the safety by Parmalee — in the entire third quarter. San Diego took a 22-21 lead with just 35 seconds left in regulation as Stan Humphries threw an eight-yard touchdown pass to wide receiver Mark Seay. The Dolphins had one final chance to win the game as Marino drove the team down to the Chargers' 30-yard line but Pete Stoyanovich's 48-yard field goal attempt with just eight seconds remaining was wide right.

MIAMI	7	14	0	0	-	21
SAN DIEGO	0	6	9	7	-	22

M – K. Jackson, 8 pass from Marino (Stoyanovich kick)	9/79	1-12:36
SD – FG Carney 20	15/72	2- 4:24
M – K. Jackson, 9 pass from Marino (Stoyanovich kick)	6/52	2- 7:39
SD – FG Carney 21	9/70	2-12:13
M – M. Williams, 16 pass from Marino (Stoyanovich kick)	9/70	2-14:33
SD – SAFETY – Parmalee tackled in end zone by Davis		3- 8:06
SD – Means, 24 run (Carney kick)	8/54	3-12:18
SD – Seay, 8 pass from Humphries (Carney kick)	10/61	4-14:25

ATT. – 63,381

First Downs/Total-Rush.-Pass.-Pen.
 Total Yards-Plays-Average

Miami	San Diego
17-2-12-3	28-12-15-1
282-47-6.0	466-85-5.5

Playoff History • 491

	Miami	San Diego
Rushes-Yards-Average	8-26-3.3	40-202-5.1
Net Yards Passing-Times Thrown-Yards Lost	256-1-6	264-2-12
Passes Attempted-Completed-Intercepted	38-24-0	43-28-2
Punts/Number-Average	5-45.2	2-43.5
Penalties/Number-Yards	7-47	5-67
Fumbles/Number-Lost	1-0	2-1

INDIVIDUAL STATISTICS

RUSHING – Miami: Parmalee 7-16; Craver 1-10.

San Diego: Means 24-139 1 TD; Bieniemy 4-33; Culver 6-14; Harmon 3-12; Jefferson 1-3; Humphries 2-1.

PASSING – Miami: Marino 38-24-0, 262 yards, 3 TDs.

San Diego: Humphries 43-28-2, 276 yards, 1TD.

RECEIVING – Miami: K. Jackson 8-109, 2 TDs; Fryar 5-70; McDuffie 5-46; Craver 2-8; Parmalee 2-8; M. Williams 1-16, 1 TD; Saxon 1-5.

San Diego: Harmon 7-57; Seay 6-61, 1 TD; Martin 5-62; Jefferson 3-44; Means 3-16; Culver 2-23; Pupunu 2-13.

INTERCEPTIONS – Miami: Smith 1-14; Stewart 1-0.

San Diego: None.

SACKS – Miami: Coleman 2.

San Diego: Team 1.

MISSED FIELD GOALS – Miami: Stoyanovich 48(WR).

San Diego: None.

1995 AFC FIRST-ROUND PLAYOFF

BILLS 37, DOLPHINS 22
December 30, 1995

Rich Stadium
Orchard Park, NY

The Buffalo Bills cruised out to a 24-0 halftime lead enroute to a 37-22 victory in an AFC First Round Playoff game in front of 73,103 fans at Rich Stadium. The contest proved to be the last game for Don Shula as head coach of the Dolphins. The Bills, led by running back Thurman Thomas' 158 yards, grounded out an AFC Playoff record 341 rushing yards, breaking the old mark of 318 set by the San Diego Chargers against Boston in 1963. Miami quarterback Dan Marino tied an NFL postseason record, with current teammate Bernie Kosar while he was a member of the Cleveland Browns in 1986, with 64 passing attempts and completed 33 (tied for second-highest in NFL postseason) of them for 422 yards (third-highest in NFL postseason). The two teams set a new NFL postseason record with 1,038 combined total net yards, breaking the old mark of 1,036 by the Dolphins and the San Diego Chargers in an overtime game in 1981. The Bills took an early 7-0 lead when Thomas scored on a one-yard touchdown run. Buffalo kicker Steve Christie put the Bills ahead 10-0 at the midway point of the first quarter with a 48-yard field goal. Buffalo needed just four plays to go 68 yards and took a 17-0 advantage when fullback Darick Holmes ran 21 yards for a touchdown with 9:54 left in the half. On the Dolphins' next possession, they drove to the Buffalo 40-yard line but Marino was hit by Bills defensive end Phil Hansen as he threw and the tipped ball was intercepted by linebacker Marlo Perry. It took Buffalo just 49 seconds to make the score 24-0 as Kelly connected with Steve Tasker on a 37-yard touchdown pass to cap a short three-play, 62-yard drive midway through the second quarter. The Bills added to their lead in the third quarter by driving 55 yards on ten plays and extended their lead to 27-0 when Christie booted a 23-yard field goal late in the third quarter. Miami got on the board when they took their next possession and drove 67 yards on nine plays and made the score 27-7 when Marino hit wide receiver O.J. McDuffie on a five-yard touchdown pass. The Bills increased their lead to 34-7 when they culminated a 61-yard drive with a 44-yard touchdown run by fullback Tim Tindale with 9:31 remaining in the game. The Dolphins cut the lead to 34-14 on their next possession as Marino connected with wide receiver Randal Hill on a 45-yard touchdown to close out a seven-play, 68-yard drive. The Bills answered with an eight-play, 44-yard drive that saw Christie kick a 42-yard field goal to make the score 37-14. Miami then took its next possession and marched 73 yards on eight plays and cut the lead to 37-22 when running back Terry Kirby ran one-yard for the score and a two-point conversion from Marino to McDuffie was good. The Dolphins then attempted an onside kick and safety Michael Stewart recovered at the Buffalo 49-yard line. However, Miami's last threat of the game was stopped when Marino was intercepted by Bills cornerback Ken Irvin at Buffalo's 13-yard line with 1:51 left in the game. McDuffie set a new club postseason record (tied with nine others for sixth-highest all-time in NFL postseason) with 11 receptions for 154 yards (a new Dolphin postseason record, surpassing Mark Duper's 148 yards vs. Pittsburgh in 1985).

MIAMI	0	0	0	22	–	22
BUFFALO	10	14	3	10	–	37

B – Thomas, 1 run (Christie kick)	7/58	1- 5:02
B – FG Christie 48	6/26	1- 7:58
B – Holmes, 21 run (Christie kick)	4/68	2- 5:06
B – Tasker, 37 pass from Kelly (Christie kick)	3/62	2- 7:39

492 • Playoff History

B – FG Christie 23	10/55	3-13:57
M – McDuffie, 5 pass from Marino (Stoyanovich kick)	9/67	4- 1:07
B – Tindale, 44 run (Christie kick)	3/61	4- 5:29
M – R. Hill, 45 pass from Marino (Stoyanovich kick)	7/68	4- 6:59
B – FG Christie 42	8/44	4-10:24
M – Kirby, 1 run (Marino pass to McDuffie)	8/73	4-12:51

ATT. – 73,103

	Miami	Buffalo
First Downs/Total-Rush.-Pass.-Pen.	26-5-20-1	27-18-9-0
Total Yards-Plays-Average	502-80-6.3	536-74-7.2
Rushes-Yards-Average	14-70-5.0	52-341-6.6
Net Yards Passing-Times Thrown-Yards Lost	432-0-0	195-0-0
Passes Attempted-Completed-Intercepted	66-34-3	22-12-2
Punts/Number-Average	3-38.3	4-34.5
Penalties/Number-Yards	4-15	5-29
Fumbles/Number-Lost	2-1	1-0

INDIVIDUAL STATISTICS

RUSHING – Miami: Byars 4-22; Kidd 1-18; Parmalee 5-13; McDuffie 1-9; Kirby 2-8, 1 TD; Marino 1-0. Buffalo: Thomas 25-158, 1 TD; Holmes 15-87, 1 TD; Tindale 4-68, 1 TD; Brooks 2-28; Tasker 2-7; Kelly 3-(-3); Copeland 1-(-4).

PASSING – Miami: Marino 64-33-3, 422 yards, 2 TDs; Kosar 1-1-0, 10 yards, 0 TDs; McDuffie 1-0-0, 0 yards, 0 TDs. Buffalo: Kelly 22-12-2, 195 yards, 1 TD.

RECEIVING – Miami: McDuffie 11-154, 1 TD; Kirby 8-68; Parmalee 4-51; Byars 4-30; Fryar 3-29; Hill 2-59, 1 TD; Clark 2-41.

Buffalo: Tasker 5-108, 1 TD; Thomas 3-42; Cline 2-32; Brooks 2-13.

INTERCEPTIONS – Miami: Atkins 1-26; Vincent 1-0.

Buffalo: Perry 1-3; Johnson 1-2; Irvin 1-0.

SACKS – Miami: None.

Buffalo: None.

MISSED FIELD GOALS – Miami: Stoyanovich 53(S).

Buffalo: None.

1997 AFC FIRST-ROUND PLAYOFF

PATRIOTS 17, DOLPHINS 3
December 28, 1997

Foxboro Stadium
Foxboro, MA

The New England Patriots recorded their third win of the 1997 season over the Dolphins, and their fourth straight over Miami dating back to 1996, by holding Miami to just a field goal in their 17-3 triumph in a first-round playoff game at Foxboro Stadium. The loss was the Dolphins' third straight in the postseason. New England held Miami to 162 yards of total offense, the lowest total in the 32-game postseason history for the Dolphins, below a 176-yard performance against Washington in Supr Bowl XVII. In addition, the three points scored by the Dolphins equalled the fewest points scored by the team in a playoff game with a 24-3 loss to the Dallas Cowboys in Super Bowl VI. Overall, New England forced three Miami turnovers, while the Patriots did not commit any miscues and 14 of New England's 17 points resulted from a Dolphins turnover. The Patriots sacked Dolphins quarterback Dan Marino four times on the day and Marino was held without a touchdown for the first time in 14 career playoff games. Marino's 13 straight playoff games with a touchdown is an NFL record. The Dolphins got to the Patriots' 39 late in the first quarter, but were stopped on third and fourth-and-one. The Patriots had an opportunity to take a 3-0 lead early in the second quarter, but Adam Vinatieri missed wide left on a 48-yard field goal attempt. Three plays later, Chris Slade intercepted a Dan Marino pass and returned it 22 yards to the Dolphins' 29. That led to a 24-yard touchdown pass from Drew Bledsoe to Troy Brown three plays afterward, on third-and-five, 4:33 into the second quarter. New England took over at its own 40 with 2:16 left in the first half and drove to the Dolphins' 30 before Vinatieri missed wide right on a 47-yard field goal try with 30 seconds on the clock. On the second play of the second half, Todd Collins picked off a Marino pass and brought it back 40 yards for a touchdown. The Patriots extended their lead to 17 points with 1:58 left in the third quarter when Vinatieri capped a 15-play, 67-yard drive with a 22-yard field goal. The Dolphins got their only points of the game nine seconds into the fourth quarter, on an Olindo Mare 38-yard field goal. Miami had gained possession at the Patriots' 43 after a Corey Harris 40-yard kickoff return and a ten-yard tripping penalty on the Patriots. Corey Harris recovered the ensuing onside kick, and the Dolphins took over at their own 44. On the next play, however, Chris Canty stripped the ball from Marino and Chris Slade recovered at the Dolphins' 41. Miami got into New England territory on each of its last two possessions - getting as far as the 45 and 43 - but were stopped on fourth down on each occasion.

MIAMI	0	0	0	3	-	3
NEW ENGLAND	0	7	10	0	-	17

NE — Brown, 24 pass from Bledsoe (Vinatieri kick)	3/29	2- 4:33
NE — Collins, 40 interception return (Vinatieri kick)		3- :55
NE — FG Vinatieri 22	15/67	3-13:02
M — FG Mare 38	8/23	4- :09

ATT. — 73,103

	Miami	New England
First Downs/Total-Rush.-Pass.-Pen.	10-2-6-2	15-7-7-1
Total Yards-Plays-Average	162-64-2.5	228-66-3.5
Rushes-Yards-Average	17-42-2.5	31-108-3.5
Net Yards Passing-Times Thrown-Yards Lost	120-4-21	120-3-19
Passes Attempted-Completed-Intercepted	43-17-2	32-16-0
Punts/Number-Average	7/37.4	7/36.7
Penalties/Number-Yards	5-21	5-31
Fumbles/Number-Lost	2-1	2-0

INDIVIDUAL STATISTICS

RUSHING — Miami: Parmalee 9-22; Abdul-Jabbar 5-16; McPhail 1-4; Marino 1-2; Pritchett 1-(-2).
New England: Cullors 22-86; Grier 6-16; Bledsoe 2-4; Meggett 1-2.

PASSING — Miami: Marino 43-17-2, 141 yards, 0 TDs.
New England: Bledsoe 32-16-0, 139 yards, 1 TD.

RECEIVING — Miami: McPhail 5-28; L. Thomas 3-62; Parmalee 3-13; McDuffie 3-6; Perriman 1-13; Jordan 1-11; Drayton 1-8.
New England: Glenn 4-57; Coates 4-25; Brown 2-32, 1 TD; Meggett 2-11; Jefferson 1-7; Purnell 1-4; Gash 1-3; Cullors 1-0.

INTERCEPTIONS — Miami: None.

New England: Collins 1-40, 1 TD; Slade 1-22.

SACKS — Miami: Armstrong 1; Brigance 1; Gardener 1.

New England: Canty 1; Johnson 1; McGinest 1; Slade 1.

MISSED FIELD GOALS — Miami: None.

New England: Vinatieri 48(WL); 47(WR).

1998 AFC FIRST-ROUND PLAYOFF

DOLPHINS 24, BILLS 17
January 2, 1999

Pro Player Stadium
Miami, FL

The Dolphins recorded their first playoff win since the 1994 season, snapping a three-game losing streak in the postseason with a 24-17 win in an AFC First-Round Playoff game over the Buffalo Bills at Pro Player Stadium. Doug Flutie connected with Eric Moulds for a 65-yard completion on the game's first play from scrimmage, but Terrell Buckley stripped the ball and Brock Marion returned the fumble 17 yards to the Dolphins' 29-yard line. That led to a 16-play, 57-yard drive which used 8:23 of the clock and ended with an Olindo Mare 31-yard field goal. Miami made it a 6-0 game on Mare's second field goal of the afternoon, from 40 yards out, 4:24 into the second quarter. The score capped an 11-play, 66-yard drive that consumed 6:22 of the clock. Mare attempted an onside kick on the ensuing kickoff that was recovered by the Bills' Dan Brandenburg. Three plays later, Buffalo took its first lead of the game when Thurman Thomas ran it in from one-yard out, two plays after Flutie and Moulds combined for a 37-yard completion to the Dolphins' five-yard line. Buffalo got to the Dolphins' six-yard line with 24 seconds remaining in the first half, but Marion picked off a Flutie pass and returned it 19 yards. A personal foul penalty on the Bills put the Dolphins at their own 35. Dan Marino then completed a 52-yard pass to Oronde Gadsden who then lateraled the ball to O.J. McDuffie, putting the Dolphins at the Bills' nine-yard line. Mare, however, hit the right upright on a 26-yard field goal attempt as time expired in the half. The Dolphins regained the lead at 13:7 on Karim Abdul-Jabbar's three-yard touchdown run with 2:32 left in the third quarter. Abdul-Jabbar rushed for 21 yards on the 52-yard drive, which was accomplished in 12 plays and saw the Dolphins connect on three third down conversions. Stanley Pritchett punched it in for the two-point conversion. Buffalo answered less than two minutes later with a 32-yard touchdown pass from Flutie to Moulds which tied the game at 14 with 48 seconds left in the third quarter. Miami got the ball back and embarked on a 17-play, 77-yard drive that ended with Mare's third field goal of the game, from 23 yards out, 5:15 into the fourth period. Four plays afterward, Jerry Wilson forced the ball loose from Andre Reed after a reception and Terrell Buckley recovered, returning it six yards to midfield. The Dolphins capitalized off that turnover when Marino connected with Lamar Thomas for an 11-yard scoring strike on third-and-seven with 3:32 remaining in the game, capping the eight play drive. The Bills took over at their own 20 and got to the Dolphins' 15-yard line before Steve Christie connected on a 33-yard field goal with 1:33 left in the game. Kurt Schulz recovered the ensuing onside kick for Buffalo, giving them possession at their own 31 with 1:30 to play. The first play of the drive was a 30-yard completion from Flutie to Moulds, putting the Bills at the Dolphins' 39-yard line. From there, Buffalo converted three consecutive third downs, giving them a first-and-goal from the Dolphins' five-yard line with 17 seconds remaining. Trace Armstrong then sacked Flutie, forcing the ball loose, which was recovered by Shane Burton to preserve the victory. Moulds finished the game with an NFL playoff record 240 receiving yards.

BUFFALO	0	7	7	3	-	17
MIAMI	3	3	8	10	-	24

M - FG Mare 31	16/57	1 - 8:53
M - FG Mare 40	11/66	2 - 4:24
B - T. Thomas, 1 run (Christie kick)	3/42	2 - 6:06
M - Abdul-Jabbar, 3 run (Pritchett run)	12/52	3 - 12:28
B - Moulds, 32 pass from Flutie (Christie kick)	4/81	3 - 14:12
M - FG Mare 23	11/77	4 - 5:15
M - L. Thomas, 11 pass from Marino (Mare kick)	8/50	4 - 11:18
B - FG Christie 33	7/65	4 - 13:27

ATT. - 72,698

	Buffalo	Miami
First Downs/Total-Rush.-Pass.-Pen.	23-7-13-3	25-10-10-5
Total Yards-Plays-Average	416-57-7.3	345-69-5.0
Rushes-Yards-Average	18-77-4.3	34-117-3.4
Net Yards Passing-Times Thrown-Yards Lost	339-3-21	228-1-7
Passes Attempted-Completed-Intercepted	36-21-1	34-23-1
Punts/Number-Average	2/36.5	1/34.0
Penalties/Number-Yards	9-93	6-75
Fumbles/Number-Lost	4-4	0-0

INDIVIDUAL STATISTICS

RUSHING - Miami: Abdul-Jabbar 27-95, 1 TD; Parmalee 2-10; Pritchett 2-7; Avery 1-3; McDuffie 1-3; Marino 1-(-1).

Buffalo: T. Thomas 7-33, 1 TD; Flutie 4-29; A. Smith 7-15.

PASSING - Miami: Marino 34-23-1, 235 yards, 1 TD.

Buffalo: Flutie 36-21-1, 360 yards, 1 TD.

RECEIVING - Miami: McDuffie 6-53; Gadsden 5-85; L. Thomas 4-36, 1 TD; Drayton 3-20; Perry 2-29; Abdul-Jabbar 2-4; Ruddy 1-8.

Buffalo: Moulds 9-240, 1 TD; Reed 5-60; Williams 2-20; Loud 1-12; A. Smith 1-12; Gash 1-9; Riemersma 1-4; T. Thomas 1-3.

INTERCEPTIONS - Miami: Marion 1-19.

Buffalo: Jackson 1-0.

SACKS - Miami: Armstrong 1; Gardener 0.5; Jones 0.5; Rodgers 0.5; Tanner 0.5.

Buffalo: Wiley 1.

MISSED FIELD GOALS - Miami: Mare 26(WR).

Buffalo: None.

1998 AFC DIVISIONAL PLAYOFF

BRONCOS 38, DOLPHINS 3
January 9, 1999

Mile High Stadium
Denver, CO

Miami failed to score a touchdown in its second straight road playoff game, as they dropped their seventh consecutive postseason road game overall, with a 38-3 loss to the Broncos at Mile High Stadium. After stopping the Dolphins on the first series of the game, the Broncos took over at their own eight and embarked on a 14-play, 92-yard drive that used 7:56 of the clock and ended with a Terrell Davis one-yard touchdown run with 5:55 left in the opening quarter. Davis ran for 38 yards on seven carries on the drive, and John Elway completed five of six passes for 48 yards. Denver took a two-touchdown advantage before the first quarter was over when Davis scored on a 20-yard run with 1:02 remaining in the opening period. The touchdown came three plays after Elway connected with Ed McCaffrey for a 33-yard completion to the Dolphins' 33-yard line. Miami answered with an 11-play, 76-yard drive that consumed 5:55 of the clock and ended with an Olindo Mare 22-yard field goal, 4:53 into the second quarter. Dan Marino completed six of seven passes for 55 yards on the march. Denver scored a touchdown on their third consecutive series when Derek Loville ran it in from 11 yards out with 4:39 left in the second quarter. The score capped an 11-play, 87-yard drive that used 5:28 of the clock. As a team, the Broncos rushed for 62 yards on the drive, including 47 yards by Davis. Davis broke loose for a 62-yard run to the Dolphins' 18-yard line on the first play of the second half, leading to a Jason Elam 32-yard field goal four plays afterward. Denver opened a 28-point advantage 1:37 into the fourth quarter when Elway combined with Rod Smith for a 28-yard touchdown strike. The Broncos finished off the scoring when Neil Smith recovered an Oronde Gadsden fumble following a reception and rumbled 79 yards for a touchdown.

MIAMI	0	3	0	0	-	3
DENVER	14	7	3	14	-	38

D - Davis, 1 run (Elam kick)	14/92	1 - 9:05
D - Davis, 20 run (Elam kick)	4/66	1 - 13:58
M - FG Mare 22	11/76	2 - 4:53

D - Loville, 11 run (Elam kick)	11/87	2 - 10:21
D - FG Elam 32	5/66	3 - 3:08
D - R. Smith, 28 pass from Elway (Elam kick)	5/52	4 - 1:37
D - N. Smith, 79 fumble return (Elam kick)		4 - 5:11

ATT. - 75,729

	Miami	Denver
First Downs/Total-Rush.-Pass.-Pen.	14-1-11-2	24-13-10-1
Total Yards-Plays-Average	252-51-4.9	424-62-6.8
Rushes-Yards-Average	13-14-1.1	38-250-6.6
Net Yards Passing-Times Thrown-Yards Lost	238-1-5	174-1-8
Passes Attempted-Completed-Intercepted	37-26-2	23-14-0
Punts/Number-Average	5/45.6	2/48.5
Penalties/Number-Yards	10-57	5-41
Fumbles/Number-Lost	1-1	0-0

INDIVIDUAL STATISTICS

RUSHING - Miami: Parmalee 7-14; Abdul-Jabbar 3-5; Huard 2-(-2); Pritchett 1-(-3).

Denver: Davis 21-199, 2 TDs; Loville 8-34, 1 TD; Elway 3-19; Brister 6 (-2).

PASSING - Miami: Marino 37-26-2, 243 yards, 0 TDs.

Denver: Elway 23-14-0, 182 yards, 1 TD.

RECEIVING - Miami: McDuffie 9-118; Parmalee 5-24; Gadsden 4-36; L. Thomas 3-31; Pritchett 3-23; Jacquet 1-6; Abdul-Jabbar 1-5.

Denver: Sharpe 5-38; R. Smith 4-71, 1 TD; McCaffrey 3-52; Griffith 1-14; Davis 1-7.

INTERCEPTIONS - Miami: None.

Denver: Johnson 1-48; Romanowski 1-0.

SACKS - Miami: Wilson 1.

Denver: Washington 1.

MISSED FIELD GOALS - Miami: None.

Denver: None.

1999 AFC FIRST-ROUND PLAYOFF

DOLPHINS 20, SEAHAWKS 17
January 9, 2000

Kingdome
Seattle, WA

In the last game ever played at the Kingdome, the Dolphins recorded their first road playoff win since 1972 with a 20-17 triumph over the Seattle Seahawks. The Seahawks' second possession of the game started at the Dolphins' 47 after Miami was forced to punt from its own four-yard line. From there, Seattle needed eight plays before Jon Kitna connected with Sean Dawkins for a nine-yard touchdown pass on third-and-three, with 6:18 to play in the first quarter. The score marked the second third-down conversion on the drive for the Seahawks. Kitna and Mike Pritchard hooked up for a pair of completions on the drive, totaling 29 yards. Brock Marion returned the ensuing kickoff 47 yards to midfield. The Dolphins then moved 37 yards in seven plays, leading to an Olindo Mare 32-yard field goal with 2:05 remaining in the opening quarter. The Seahawks re-gained their seven-point advantage with 45 seconds left in the first half on Todd Peterson's 50-yard field goal, which capped an eight-play, 49-yard drive that used 3:45 of the clock. The Dolphins took over at their own 40 on the opening possession of the second half after Peterson's kickoff went out of bounds. Led by Dan Marino, who completed all six of his passes, totaling 56 yards, Miami embarked on a ten-play, 60-yard drive that consumed 6:05 of the clock and ended with a one-yard touchdown pass from Marino to Oronde Gadsden on third-and-goal. The touchdown pass was the 31st for Marino in his playoff career, moving him past Terry Bradshaw into sole possession of second on the NFL's all-time postseason list. The key play on the march was a 27-yard completion from Marino to O.J. McDuffie on third-and-seven from the Seattle 46. Charlie Rogers took the ensuing kickoff and raced 85 yards for a touchdown to give Seattle the lead once again. The Dolphins pulled to within four points on Mare's 50-yard field goal with 2:22 to play in the third quarter, culminating a six-play, 32-yard drive in which Autry Denson rushed for 25 yards. The ensuing onside kick was recovered by Miami's Shawn Wooden, and the Dolphins took over at their own 42. Although they could not take advantage of that opportunity, Tom Hutton's punt that followed pinned Seattle at their own six. Down by four points with 9:09 to play, Miami gained possession at their own 15. On the third play of the series, they faced a third-and-17 from their own 8 when Marino hit Tony Martin for a 23-yard completion. From there, Miami marched the length of the field in just eight more plays, the final one being a two-yard TD run by J.J. Johnson with 4:48 to play in the game. Two plays prior to the score Marino connected with Gadsden for a 24-yard completion on third-and-10 from the Seahawks 29, giving them a first-and-goal from the 5. Seattle went three and out on their next series, and a Terrell Buckley interception with 23 seconds remaining ended any Seattle comeback hopes. The Dolphins dominated the second half of the game, as they gained 230 yards while holding Seattle to just 32 yards over the final 30 minutes of the game. Overall on the day, the Dolphins outgained Seattle by a 299-171 margin. They rushed for 108 yards while limiting the Seahawks to just 41 yards. The Dolphins held the ball for 34:48. Miami registered a club playoff record six sacks on the afternoon, including three by Trace Armstrong. Johnson finished the game with 86 yards rushing and a touchdown on 27 attempts. McDuffie and Martin each caught five passes.

MIAMI	3	0	10	7	-	20
SEATTLE	7	3	7	0	-	17

S - Dawkins, 9 pass from Kitna (Peterson kick)	8/47	1 - 8:42
M - FG Mare 32	7/37	1 -12:55
S - FG Peterson 50	8/49	2 -15:15
M - Gadsden, 1 pass from Marino (Mare kick)	10/60	3 - 6:05
S - Rogers, 85 kickoff return (Peterson kick)		3 - 6:23
M - FG Mare 50	6/32	3 -12:38
M - Johnson, 2 run (Peterson kick)	11/85	4 -10:12

ATT. - 66,170

	Miami	Seattle
First Downs/Total-Rush.-Pass.-Pen.	18-7-10-1	12-0-10-2
Total Yards-Plays-Average	299-68-4.4	171-56-3.1
Rushes-Yards-Average	37-108-2.9	20-41-2.1
Net Yards Passing-Times Thrown-Yards Lost	191-1-5	130-6-32
Passes Attempted-Completed-Intercepted	30-17-0	30-14-2
Punts/Number-Average	8/41.3	7/47.9
Penalties/Number-Yards	6-67	2-10
Fumbles/Number-Lost	0-0	0-0

INDIVIDUAL STATISTICS

RUSHING - Miami: Johnson 27-86, 1 TD; Denson 7-19, Pritchett 2-4; Marino 1-(-1).

Seattle: Watters 19-40; Kitna 1-1.

PASSING - Miami: Marino 30-17-0, 196 yards, 1 TD.

Seattle: Kitna 30-14-2, 162 yards, 1 TD.

RECEIVING - Miami: McDuffie 5-82; Martin 5-70; Gadsen 2-25, 1 TD; Johnson 2-3; Konrad 1-7; Goodwin 1-6; Perry 1-3.

Seattle: Dawkins 3-35, 1 TD; Pritchard 3-34; Fauria 3-31; Watters 2-22; Brown 2-18; Galloway 1-22.

INTERCEPTIONS - Miami: Marion 1-31; Buckley 1-6.

Seattle: None.

SACKS - Miami: Armstrong 3; Owens 1; Z. Thomas 1; Wilson 1.

Seattle: Adams 1.

MISSED FIELD GOALS - Miami: None.

Seattle: None.

1999 AFC DIVISIONAL PLAYOFF

JAGUARS 62, DOLPHINS 7
January 15, 2000

ALLTEL Stadium
Jacksonville, FL

The Dolphins allowed the most point in club history and suffered their worst defeat ever as well. The Jaguars took a 7-0 lead on an eight-yard touchdown pass from Mark Brunell to Jimmy Smith on the first series of the game, 4:28 into the contest. A 41-yard completion from Mark Brunell to Jimmy Smith to the Dolphins' 22 was the key play on the 73-yard drive, in which Jacksonville converted all three of their third down attempts, including the touchdown. On the next play from scrimmage, Aaron Beasley intercepted a Dan Marino pass and Jacksonville took over at the Dolphins' 41. From there, the Jaguars moved 14 yards, setting up a Mike Hollis 45-yard field goal, with 6:19 to play in the opening quarter. The Jaguars scored for the third time in as many possessions when Fred Taylor broke loose for a 90-yard touchdown run with 3:46 remaining in the first quarter. On the following play from scrimmage, Tony Brackens stripped the ball from Marino, Brackens recovered and went 16 yards for the score. On the first play of the second quarter, Jacksonville scored again on a 39-yard touchdown pass from Brunell to Taylor on third-and-14. The Jaguars gained possession at the Dolphins' 21 on their next series after Corey Chamblin blocked a Tom Hutton punt. That led to a James Stewart 25-yard TD run three plays later. Hollis added a 28-yard field goal 1:51 prior to the half. That score came five plays after Carnell Lake recovered a J.J. Johnson fumble at the Dolphins' 30. Miami got its first points of the game three seconds before halftime when Marino and Oronde Gadsden combined for a 20-yard TD pass, on third-and-10. Jay Fiedler connected with Jimmy Smith for a 70-yard touchdown pass, 2:57 into the third quarter, giving Jacksonville 48 points on the afternoon, marking the most points that Miami has ever given up in the postseason. Fiedler fired his second touchdown pass of the day with 6:19 to play in the third quarter when he hit Alvis Whitted for a 38-yard scoring pass. Jacksonville finished the scoring with a Chris Howard five-yard touchdown run 4:23 into the fourth quarter, one play after Donovan Darius recovered an Autry Denson fumble.

MIAMI	0	7	0	0	-	7
JACKSONVILLE	24	17	14	7	-	62

J - Smith, 8 pass from Brunell (Hollis kick)	9/73	1 - 4:28
J - FG Hollis 45	9/14	1 - 8:41
J - Taylor, 90 run (Hollis kick)	2/91	1 -11:14

J	-	Brackens, 16 fumble return (Hollis kick)			1 - 11:39
J	-	Taylor, 39 pass from Brunell (Hollis kick)	4/53	2 -	:12
J	-	Stewart, 25 run (Hollis kick)	3/21	2 -	2:55
J	-	FG Hollis 28	5/20	2 -	13:09
M	-	Gadsden, 20 pass from Marino (Mare kick)	9/80	2 -	14:57
J	-	Smith, 70 pass from Fiedler (Hollis kick)	3/78	3 -	2:57
J	-	Whitted, 38 pass from Fiedler (Hollis kick)	5/69	3 -	8:41
J	-	Howard, 5 run (Hollis kick)	1/5	4 -	4:23

ATT. - 66,170

	Miami	Jacksonville
First Downs/Total-Rush.-Pass.-Pen.	10/0-6-4	21/10-10-1
Third Down Efficiency	2-14/14.3	8-16/50.0
Total Yards-Plays-Average	133-65-2.0	520-68-7.6
Rushes-Yards-Average	19-23-1.2	46-257-5.6
Net Yards Passing-Times Thrown-Yards Lost	110-5-31	263-2-14
Passes Attempted-Completed-Intercepted	41-16-2	20-12-1
Punts/Number-Average	9-39.6	5-39
Penalties/Number-Yards	9-88	7-51
Fumbles/Number-Lost	6-5	1-1

INDIVIDUAL STATISTICS

RUSHING - Miami: Denson 6-10; Pritchett 2-10; Johnson 8-9; Huard 1-2; Marino 1-0; Hutton 1-(-8).
Jacksonville: Taylor 18-135, 1 TD; Stewart 11-62, 1 TD; Howard 15-54, 1 TD; Brunell 1-6; Shelton 1-0.

PASSING - Miami: Marino 25-11-2, 95 yards, 1 TD; Huard 16-5-0, 46 yards, 0 TDs.
Jacksonville: Brunell 9-5-0, 105 yards, 2 TDs; Fiedler 11-7-1, 172 yards, 2 TDs.

RECEIVING - Miami: Gadsden 6-62, 1 TD; Konrad 3-30; McDuffie 2-19; Pritchett 2-17; Johnson 2-11; Drayton 1-2.

Jacksonville: Smith 5-136, 2 TDs; McCardell 4-52; Taylor 1-39, 1 TD; Whitted 1-38, 1 TD; Shelton 1-12.

INTERCEPTIONS - Miami: Jackson 1-0 yards.

Jacksonville: Beasley 2-5 yards.

SACKS - Miami: Bowens 1.0; Mixon 1.0.

Jacksonville: Walker 2; Brackens 1; Leroy 1; Marts 1.

MISSED FIELD GOALS - Miami: None.

Jacksonville: Hollis 39(WL).

2000 AFC FIRST-ROUND PLAYOFF

DOLPHINS 23, COLTS 17 (OT)
December 30, 2000

Pro Player Stadium
Miami, FL

The Miami Dolphins recorded the second-largest comeback win in team playoff history as they rallied from a 14-0 halftime deficit to earn a 23-17 overtime win against the Indianapolis Colts at Pro Player Stadium. The Dolphins faced a fourth-and-six from the Colts' 39 on their first possession of the game, but could not convert. The Colts took over and marched 47 yards in seven plays, en route to a Mike Vanderjagt 32-yard field goal. The Dolphins made it to the Colts' 33 late in the first quarter, but on third-and-14, Chad Cota intercepted a Jay Fiedler pass in the end zone. Vanderjagt lined up to attempt his second field goal in as many series, but the run by holder Hunter Smith on the fake was short of the first down. On the next play from scrimmage, Chad Bratzke intercepted a Fiedler pass and returned it four yards to the Dolphins' four. That led to a seven-play, 17-yard drive that culminated with a Vanderjagt 26-yard field goal. Fiedler suffered his third interception in as many series three plays later when Cota picked off his second pass of the day, giving the Colts the ball at the Dolphins' 18. Two plays later, Peyton Manning connected with Jerome Pathon for a 17-yard score. That was followed by a Manning to Ken Dilger pass for the two-point conversion. The Dolphins had a chance to put their first points on the board with 31 seconds left in the first half, but Olindo Mare missed wide right on a 38-yard field goal attempt. The Dolphins opened the second half with an 11-play, 70-yard drive that ended with a two-yard scoring run by Lamar Smith, 6:51 into the half. Smith rushed for 42 yards on seven attempts on the march. The Dolphins cut the lead to four points 4:37 into the fourth quarter on a 38-yard field goal by Mare, which capped a nine-play, 53-yard drive. The Colts answered with a nine-play, 45-yard march which ended with a Vanderjagt 50-yard field goal. The Dolphins took over at their own 20 with 4:55 to play in the game, and marched the length of the field in 14 plays towards the game-tying score, a nine-yard touchdown pass from Fiedler to Jed Weaver on third-and-goal, with 34 seconds remaining in the game. Fiedler threw for 52 yards on the drive, as he completed six of 10 passes while also rushing three times for 15 yards. The Colts got into field goal position 5:44 into the overtime period, but Vanderjagt missed wide right on a 49-yard field goal attempt. The Dolphins took over at their own 39, and on the third play from scrimmage, they got into Colts territory at the 48 on a six-yard completion from Fiedler to Jeff Ogden on third-and-three. Eight plays later, Smith gave the Dolphins their third straight victory in the First Round of the playoffs on a 17-yard touchdown run with 3:34 left in overtime. Smith's 40 attempts represented a new NFL playoff single-game best. His yardage figure was the second-most ever in an NFL postseason contest.

INDIANAPOLIS	3	11	0	3	0	-	17
MIAMI	0	0	7	10	6	-	23

I - FG Vanderjagt 32	7/47	1 - 7:11
I - FG Vanderjagt 26	7/17	2 - 5:27
I - Pathon, 17 pass from Manning (Manning pass to Dilger)	2/18	2 - 7:13
M - L. Smith, 2 run (Mare kick)	11/70	3 - 6:51
M - FG Mare 38	9/53	4 - 4:37
I - FG Vanderjagt 50	9/45	4 - 10:05
M - Weaver, 9 pass from Fiedler (Mare kick)	14/80	4 - 14:26
M - L. Smith, 17 run (Mare kick)	11/61	OT - 9:18

ATT. - 73,193

	Indianapolis	Miami
First Downs/Total-Rush-Pass-Pen.	14/6-8-0	26/16-10-0
Third Down Efficiency	2-11/18.2	8-17/47.1
Total Yards-Plays-Average	293-55-5.3	434-84-5.2
Rushes-Yards-Average	23-99-4.3	48-258-5.4
Net Yards Passing-Sacked-Yards Lost	194-0-0	176-2-9
Passes Attempted-Completed-Intercepted	32-17-0	34-19-3
Punts/Number-Average	4-42.8	3-46
Penalties/Number-Yards	1-10	7-55
Fumbles/Number-Lost	0-0	0-0
Time of Possession	27:46	43:40

INDIVIDUAL STATISTICS

RUSHING - Miami: L. Smith 40-209, 2 TDs; Fiedler 7-43; Martin 1-6.

Indianapolis: James 21-107; Manning 1-(-2); Smith 1-(-6).

PASSING - Miami: Fiedler 34-19-3, 185 yards, 1 TD.

Indianapolis: Manning 32-17-0, 194 yards, 1 TD.

RECEIVING - Miami: McDuffie 4-57; Gadsden 4-38; L. Smith 3-18; Martin 2-21; Johnson 2-18; Denson 2-18; Weaver 1-9, 1 TD; Ogden 1-6.

Indianapolis: Pathon 5-69, 1 TD; Harrison 5-63; James 3-33; Dilger 3-16; Pollard 1-13.

INTERCEPTIONS - Miami: None.

Indianapolis: Cota 2-23 yards; Bratzke 1-4 yards.

SACKS - Miami: None

Indianapolis: Johnson 1; Belser 0.5; Whittington 0.5.

MISSED FIELD GOALS - Miami: Mare 38(WR).

Indianapolis: Vanderjagt 49(WR).

2000 AFC DIVISIONAL PLAYOFF

RAIDERS 27, DOLPHINS 0
January 6, 2001

Network Associates Coliseum
Oakland, CA

The Miami Dolphins suffered the first shutout in the team's playoff history with a 27-0 loss to the Oakland Raiders. The Raiders got on the board first 3:34 into the contest when Tory James intercepted a Jay Fiedler pass and returned it 90 yards for a touchdown, the longest interception return ever against the Dolphins in the postseason. The score occurred after the Dolphins were at the Raiders' 16. The Raiders opened a ten-point lead with 4:52 to play in the first quarter on a Sebastian Janikowski 36-yard field goal, which capped an eight-play, 46-yard drive. Janikowski converted his second field goal in as many offensive series when he hit from 33 yards out, 6:24 into the second quarter. The 12-play, 78-yard drive was highlighted by a 32-yard catch-and-run by Terry Kirby to midfield. The Raiders took a 20-point advantage with 1:53 to play in the first half on a six-yard touchdown pass from Rich Gannon to James Jett on third-and-four. The drive began at the Dolphins' 43 after Charles Woodson recovered a Lamar Smith fumble that was forced by Tory James. Of the 43 yards on the march, Gannon scrambled for 19 yards. The final points of the day were scored on the Raiders' first possession of the second half when Tyrone Wheatley ran it in from two yards out, culminating a 12-play, 54-yard drive that used 6:50 of the clock. Gannon threw for 32 yards on the march, including a 12-yard completion to Tim Brown on third-and-seven, one play prior to the touchdown.

MIAMI	0	0	0	0	-	0
OAKLAND	10	10	7	0	-	27

O - James, 90 interception return (Janikowski kick)	1 - 3:24
O - FG Janikowski 36	8/46 1 - 10:08
O - FG Janikowski 33	12/78 2 - 6:24
O - Jett, 6 pass from Gannon (Janikowski kick)	9/43 2 - 13:57
O - Wheatley, 2 run (Janikowski kick)	12/54 3 - 9:04

ATT. - 61,998

	Miami	Oakland
First Downs/Total-Rush-Pass Pen.	10/0-8-2	20/10-7-3
Third Down Efficiency	2-12/16.7	8-16/50.0
Total Yards-Plays-Average	204-56-3.6	267-66-4.0
Rushes-Yards-Average	17-40-2.4	45-140-3.1
Net Yards Passing-Sacked-Yards Lost	164-2-12	127-3-16
Passes Attempted-Completed-Intercepted	37-18-3	18-12-0
Punts/Number-Average	6-34.2	5-46.8
Penalties/Number-Yards	8-55	6-40
Fumbles/Number-Lost	1-1	1-1
Time of Possession	22:36	37:24

INDIVIDUAL STATISTICS

RUSHING – Miami: Johnson 3-12; Denson 3-12; Fiedler 3-12; L. Smith 8-4.
Oakland: Wheatley 19-56, 1 TD; Kirby 11-37; Gannon 5-31; Jordan 5-15; Kaufman 1-4; Crockett 1-3; Hoying 2-(-2); Jett 1-(-4).

PASSING – Miami: Fiedler 37-18-3, 176 yards, 0 TDs.

Oakland: Gannon 18-12-0, 143 yards, 0 TDs; Hoying 0-0-0, 0 yards, 0 TDs.

RECEIVING – Miami: Denson 6-42; Shepherd 4-20; McDuffie 3-43; Martin 2-27; Gadsden 1-33; Johnson 1-7; L. Smith 1-4.

Oakland: Kirby 2-35; Rison 2-28; Brown 2-27; Jordan 2-14; Jett 2-13; Brigham 1-17; Crockett 1-9.

INTERCEPTIONS – Miami: None.

Oakland: James 2-98 yards, 1 TD; Allen 1-0 yards.

SACKS – Miami: Armstrong 1; Bromell 1; Jones 1.

Oakland: Bryant 1; Coleman 1.

MISSED FIELD GOALS – Miami: None.

Oakland: Janikowski 58(S).

2001 AFC FIRST-ROUND PLAYOFF

RAVENS 20, DOLPHINS 3
January 13, 2002

Pro Player Stadium
Miami, FL

The Dolphins dropped their first home playoff game since January 17, 1993, snapping a three-game home playoff win streak. Twan Russell stripped the ball from Jermaine Lewis on the game's opening kickoff and Tommy Hendricks recovered at the Ravens' 24-yard line, leading to an Olindo Mare 33-yard field goal four plays later. The score remained that way until the third play of the second quarter when Terry Allen scored on a four-yard run, culminating a 17-play, 90-yard drive in which Baltimore ran the ball 12 times totaling 61 yards, led by Allen, who rushed for 27 yards on four carries. With just more than a minute remaining in the first half, Jamie Sharper recovered a Travis Minor fumble at the Dolphins' 41-yard line. The Ravens were unable to capitalize, however, as Matt Stover's 40-yard field goal attempt as time expired hit the left upright. Baltimore extended its lead to 11 points with 1:20 to play in the third quarter when Elvis Grbac hit Travis Taylor in the end zone for a four-yard touchdown pass on third-and-goal, capping an 11-play, 99-yard drive. The key play was a 45-yard completion from Grbac to Taylor on third-and-one from the Ravens' 10-yard line. Peter Boulware stripped the ball from Jay Fiedler on a sack on the third play of the fourth quarter, and Boulware recovered at the Dolphins' 37-yard line. That resulted in a Matt Stover 35-yard field goal six plays afterward. Stover added his second field goal in as many series with a 40-yarder with 2:01 to play in the game. That three-pointer came 11 plays after a Duane Starks interception after the Dolphins had made it to the Ravens' 42-yard line. Baltimore rushed for 49 yards on eight attempts on the scoring drive.

BALTIMORE	0	7	7	6	-	20
MIAMI	3	0	0	0	-	3

M – FG Mare 33	4/9/2:03	1-12:46
B – Allen, 4 run (Stover kick)	17/90/8:51	2-13:34
B – Taylor, 4 pass from Grbac (Stover kick)	11/99/5:42	3-1:20
B – FG Stover 35	6/20/3:33	4-11:05
B – FG Stover 40	11/50/6:33	4-2:01

ATT. – 72,251

	Baltimore	Miami
First Downs/Total-Rush-Pass Pe.	20/12-7-1	9/1-6-2
Third Down Efficiency	10-16/62.5	3-11/27.3
Total Yards-Plays-Average	347-69-5.0	151-46-3.3
Rushes-Yards-Average	50-226-4.5	15-46-3.1
Net Yards Passing-Sacked-Yards Lost	121-1-12	105-3-17
Passes Attempted-Completed-Intercepted	18-12-0	28-15-1
Punts/Number-Average	4-45.5	5-47.4
Penalties/Number-Yards	5-35	6-36
Fumbles/Number-Lost	1-1	3-2
Time of Possession	37:54	22:06

500 • Playoff History

INDIVIDUAL STATISTICS

RUSHING – Miami: Fiedler 3-16; Minor 5-14; Lucas 1-10; Smith 6-6.

Baltimore: Allen 25-109, 1 TD; Brookins 10-65; Williams 6-24; Taylor 1-15; Ayanbadejo 2-8; J. Lewis 2-4; Grbac 2-3; Redman 2-(-2).

PASSING – Miami: Fiedler 28-15-1, 122 yards, 0 TDs.

Baltimore: Grbac 18-12-0, 133 yards, 1 TD.

RECEIVING – Miami: Ward 5-55; McKnight 4-26; Weaver 2-22; Minor 2-4; Gadsden 1-9; Smith 1-6.

Baltimore: Sharpe 4-23; Taylor 2-49, 1 TD; Ismail 1-16; Gash 1-13; Heap 1-11; Stokley 1-11; Ayanbadejo 1-7; Brookins 1-3.

INTERCEPTIONS – Miami: None.

Baltimore: Starks 1-26 yards.

SACKS – Miami: Galyon 1.

Baltimore: Boulware 1; Mitchel 1; Sharper 1.

MISSED FIELD GOALS – Miami: None.

Baltimore: Stover 40(WL).

DOLPHINS INDIVIDUAL PLAYOFF RECORDS

The following individual records relate solely to service with the Miami Dolphins. They include National Football League playoff and Super Bowl statistics only. Super Bowl games are marked with a "SB."

SERVICE

MOST GAMES PLAYED

- 19 Bob Kuechenberg (1970-84)
- 18 Dan Marino (1983-99)
- 13 by six players

MOST STARTS

- 19 Bob Kuechenberg (1970-84)
- 18 Dan Marino (1983-99)
- 13 Kim Bokamper (1977-85)
- 13 Richmond Webb (1990-00)

SCORING

MOST POINTS

Career

- 64 Garo Yepremian (12 games), 28 XPs, 12 FGs
- 60 Larry Csonka (12 games), 10 TDs

Game

- 18 Larry Csonka (12/30/73 vs. Oakland), 3 TDs

MOST TOUCHDOWNS

Career

- 10 Larry Csonka (12 games), 9 run, 1 pass
- 6 Jim Kiick (11 games), 6 run

Game

- 3 Larry Csonka (12/30/73 vs. Oakland), run

MOST FIELD GOALS

Career

- 12 Garo Yepremian (12 games), 20 attempts

- 9 Uwe von Schamann (ten games), 15 attempts

- 9 Olindo Mare (eight games), 11 attempts

Game

- **3 Uwe von Schamann (1/20/85 vs. San Francisco), 3 attempts
- 3 Olindo Mare (1/2/99 vs. Buffalo), 4 attempts

LONGEST FIELD GOALS

- 58 Pete Stoyanovich (1/5/91 vs. Kansas City)
- 51 Fuad Reveiz (1/4/86 vs. Cleveland)
- 51 Pete Stoyanovich (1/17/93 vs. Buffalo)

MOST POINTS AFTER TOUCHDOWNS

Career

- 32 Uwe von Schamann (ten games), 33 attempts
- 28 Garo Yepremian (12 games), 29 attempts

Game

- 6 Uwe von Schamann (1/6/85 vs. Pittsburgh), 6 attempts
- 5 Uwe von Schamann (1/2/82 vs. San Diego), 5 attempts

MOST TWO-POINT CONVERSIONS

Career

- 1 O.J. McDuffie (six games)
- 1 Stanely Pritchett (three games)

Game

- 1 O.J. McDuffie (12/30/95 at Buffalo)
- 1 Stanely Pritchett (1/2/99 vs. Buffalo)

RUSHING

MOST RUSHING YARDS

Career

- 891 Larry Csonka (12 games), 225 attempts
- 454 Tony Nathan (11 games), 118 attempts

Game

- 209 Lamar Smith (12/30/00 vs. Indianapolis), 40 attempts
 **145 Larry Csonka (1/13/74 vs. Minnesota), 33 attempts

MOST RUSHING ATTEMPTS**Career**

- 225 Larry Csonka (12 games)
 118 Tony Nathan (11 games)

Game

- 40 Lamar Smith (12/30/00 vs. Indianapolis), 209 yards (NFL Record)
 **33 Larry Csonka (1/13/74 vs. Minnesota), 145 yards

MOST RUSHING TOUCHDOWNS**Career**

- 9 Larry Csonka (12 games)
 6 Jim Kiick (11 games)

Game

- 3 Larry Csonka (12/30/73 vs. Oakland)
 2 Four times, last: Lamar Smith (12/30/00 vs. Indianapolis)

MOST 100-YARD RUSHING GAMES**Career**

- 4 Larry Csonka (12 games)
 1 Mercury Morris (ten games)
 1 Andra Franklin (six games)
 1 Lamar Smith (three games)

LONGEST RUNS FROM SCRIMMAGE

- **49 Larry Csonka (1/14/73 vs. Washington)
 37 Larry Seiple (12/31/72 at Pittsburgh)

PASSING

MOST YARDS PASSING**Career**

- 4,510 Dan Marino (18 games)
 1,467 Bob Griese (12 games)

Game

- 422 Dan Marino (12/30/95 at Buffalo), 33 of 64
 421 Dan Marino (1/6/85 vs. Pittsburgh), 21 of 32

MOST PASS ATTEMPTS**Career**

- 687 Dan Marino (18 games)
 208 Bob Griese (12 games)

Game

- 64 Dan Marino (12/30/95 at Buffalo), 33 completions
 **50 Dan Marino (1/20/85 vs. San Francisco), 29 completions

MOST PASS COMPLETIONS**Career**

- 385 Dan Marino (18 games)
 112 Bob Griese (12 games)

Game

- 33 Dan Marino (12/30/95 at Buffalo), 64 attempts

- 29 Don Strock (1/2/82 vs. San Diego), 43 attempts

- **29 Dan Marino (1/20/85 vs. San Francisco), 50 attempts

MOST CONSECUTIVE PASS COMPLETIONS

- 13 Don Strock (1/2/82 vs. San Diego)
 11 Dan Marino (1/5/91 vs. Kansas City through 1/12/91 at Buffalo)

MOST TOUCHDOWN PASSES**Career**

- 32 Dan Marino (18 games)
 10 Bob Griese (12 games)

Game

- 4 Don Strock (1/2/82 vs. San Diego)
 4 Dan Marino (1/6/85 vs. Pittsburgh)

MOST PASSES HAD INTERCEPTED**Career**

- 24 Dan Marino (18 games)
 12 Bob Griese (12 games)

Game

- 3 David Woodley (1/23/83 vs. N.Y. Jets), 21 attempts
 3 Dan Marino (12/30/95 at Buffalo), 64 attempts
 3 Jay Fiedler (12/30/00 vs. Indianapolis), 34 attempts
 3 Jay Fiedler (1/6/01 at Oakland), 37 attempts

HIGHEST COMPLETION PERCENTAGE**Career (minimum 50 completions)**

- 56.0 Dan Marino (18 games), 385 of 687 attempts
 53.8 Bob Griese (12 games), 112 of 208 attempts

Game (minimum 12 completions)

- 84.2 David Woodley (1/8/83 vs. New England), 16 of 19 attempts
 77.3 David Woodley (1/16/83 vs. San Diego), 17 of 22 attempts

MOST 300-YARD PASSING GAMES**Career**

- 4 Dan Marino (18 games)
 1 Don Strock (13 games)

LONGEST PASS PLAYS

- **76t David Woodley to Jimmy Cefalo (1/30/83 vs. Washington)
 75t Bob Griese to Paul Warfield (1/2/72 vs. Baltimore)

RECEIVING

MOST RECEPTIONS**Career**

- 65 Tony Nathan (11 games)
 50 O.J. McDuffie (ten games)

Game

- 11 O.J. McDuffie (12/30/95 at Buffalo), 154 yards
 **10 Tony Nathan (1/20/85 vs. San Francisco), 83 yards
 10 Tony Nathan (1/4/86 vs. Cleveland), 101 yards

MOST RECEIVING YARDS

Career

- 717 Paul Warfield (11 games), 21.1 per catch
- 649 Tony Nathan (11 games), 10.0 per catch

Game

- 154 O.J. McDuffie (12/30/95 at Buffalo), 11 receptions
- 148 Mark Duper (1/6/85 vs. Pittsburgh), 5 receptions

MOST RECEIVING TOUCHDOWNS

Career

- 5 Mark Duper (ten games), 32 receptions
- 4 Paul Warfield (11 games), 34 receptions
- 4 Bruce Hardy (13 games), 26 receptions
- 4 Keith Jackson (four games), 19 receptions

Game

- 2 Joe Rose (1/2/82 vs. San Diego)
- 2 Bruce Hardy (1/8/83 vs. New England)
- 2 Mark Duper (1/6/85 vs. Pittsburgh)
- 2 Keith Jackson (1/10/93 vs. San Diego)
- 2 Keith Jackson (1/8/95 at San Diego)

MOST 100-YARD RECEIVING GAMES

Career

- 3 Mark Duper (ten games)
- 3 Tony Nathan (11 games)

PUNTING

MOST PUNTS

Career

- 50 Larry Seiple (11 games), 1,990 yards
- 40 Reggie Roby (ten games), 1,622 yards

Game

- 10 Tom Orosz (1/23/83 vs. N.Y. Jets), 333 yards
- 8 Three times, last: Tom Hutton (1/15/00 at Jacksonville, 356 yards)

HIGHEST PUNTING AVERAGE

Career (minimum 25 punts)

- 40.6 Reggie Roby (ten games), 40 punts
- 39.8 Larry Seiple (11 games), 50 punts

Game (minimum 4 punts)

- 48.6 George Roberts (12/24/78 vs. Houston), 5-243
- 47.4 Matt Turk (1/13/02 vs. Baltimore), 5-237

LONGEST PUNTS

- 64 Reggie Roby (1/5/91 vs. Kansas City), net 53
- 62 Reggie Roby (1/4/86 vs. Cleveland), net 62

PUNT RETURNS

MOST PUNT RETURNS

Career

- 16 Tom Vigorito (seven games)
- 14 Jake Scott (ten games)

Game

- 6 Nate Jacquet (1/9/00 at Seattle), 10.5 avg.

- 5 Scott Miller (1/10/93 vs. San Diego), 9.0 avg.

MOST PUNT RETURN YARDS

Career

- 129 Tom Vigorito (seven games)
- 113 O.J. McDuffie (ten games)
- 110 Nate Jacquet (four games)

Game

- 66 Jeff Ogden (1/6/01 at Oakland), 3 returns
- 63 Nate Jacquet (1/9/00 at Seattle), 6 returns

LONGEST PUNT RETURNS

- 45 Jeff Ogden (1/6/01 at Oakland)
- 29 Nate Jacquet (1/15/00 at Jacksonville)

HIGHEST PUNT RETURN AVERAGE

Career (minimum 10 returns)

- 8.1 Tom Vigorito (seven games), 16 returns
- 6.8 Jake Scott (ten games), 14 returns

Game (minimum three returns)

- 22.0 Jeff Ogden (1/6/01 at Oakland), 3-66
- 10.5 Nate Jacquet (1/9/00 at Seattle), 6-63

MOST FAIR CATCHES

Career

- 11 Jake Scott (seven games) of 25 punts
- 7 O.J. McDuffie (ten games) of 16 punts

Game

- 4 Jake Scott (12/23/73 vs. Cincinnati) of five punts

KICKOFF RETURNS

MOST KICKOFF RETURNS

Career

- 23 Fulton Walker (nine games)
- 13 Mercury Morris (ten games)

Game

- 8 Marc Logan (1/12/91 at Buffalo), 17.3 average
- 6 Fulton Walker (12/31/83 vs. Seattle), 17.3 average
- 6 Lorenzo Hampton (1/12/86 vs. New England), 15.2 average

MOST KICKOFF RETURN YARDS

Career

- 556 Fulton Walker (nine games)
- 293 Brock Marion (seven games)

Game

- **190 Fulton Walker (1/30/83 vs. Washington), long 98t
- 138 Marc Logan (1/12/91 at Buffalo), long 44

LONGEST KICKOFF RETURNS

- **98t Fulton Walker (1/30/83 vs. Washington)
- 89t Nat Moore (12/21/74 at Oakland)

HIGHEST KICKOFF RETURN AVERAGE

Career (minimum 10 returns)

- 24.9 O.J. McDuffie (ten games), 10 returns
- 24.4 Brock Marion (seven games), 12 returns

Game (minimum four returns)

**47.5 Fulton Walker (1/30/83 vs. Washington),
4-190

24.2 John Avery (1/9/99 at Denver), 5-121

INTERCEPTIONS**MOST INTERCEPTIONS****Career**

- 5 Dick Anderson (11 games)
4 by five players

Game

- 3 A.J. Duhe (1/23/83 vs. N.Y. Jets), 36 yards
2 Four times, last 1992

LONGEST INTERCEPTION RETURNS

62t Dick Anderson (1/2/72 vs. Baltimore),
John Unitas

**55 Jake Scott (1/14/73 vs. Washington),
Bill Kilmer

SACKS**MOST SACKS****Career**

- 8 Kim Bokamper (13 games)
6 Trace Armstrong (eight games)

Game

- 3 Trace Armstrong (1/9/00 at Seattle)
2 Bob Heinz (1/2/72 vs. Baltimore)

2 Bob Matheson (12/23/73 vs.
Cincinnati)

- 2 Kim Bokamper (12/24/78 vs. Houston)
2 Kim Bokamper (1/2/82 vs. San Diego)
2 A.J. Duhe (1/16/83 vs. San Diego)
2 Kim Bokamper (1/23/83 vs. N.Y. Jets)
2 Marco Coleman (1/8/95 at San Diego)

FUMBLES**MOST FUMBLES****Career**

- 8 Dan Marino (18 games)
5 Andra Franklin (six games)

Game

- 3 Andra Franklin (1/8/83 vs. New
England)
2 Seven times, last 1999

MOST OWN FUMBLE RECOVERIES**Career**

- 3 Dan Marino (18 games)
2 Bob Griese (12 games)

Game

- 2 Bob Griese (12/27/70 at Oakland)

MOST OPPONENT FUMBLE RECOVERIES**Career**

- 2 Doug Betters (13 games)
2 Larry Gordon (seven games)
2 Jake Scott (11 games)

Game

- 2 Larry Gordon (12/31/72 at Pittsburgh)

DOLPHINS TEAM PLAYOFF RECORDS**SCORING****MOST POINTS SCORED**

- 45 1/6/85 vs. Pittsburgh
38 1/2/82 vs. San Diego

FEWEST POINTS SCORED

- 0 1/6/01 at Oakland
**3 1/16/72 vs. Dallas
3 12/28/97 at New England
3 1/9/99 at Denver
3 1/13/02 vs. Baltimore

MOST POINTS ALLOWED

- 62 1/15/00 at Jacksonville
44 1/12/91 at Buffalo

FEWEST POINTS ALLOWED

- 0 1/2/72 vs. Baltimore
0 1/23/83 vs. N.Y. Jets
0 1/10/93 vs. San Diego

MOST POINTS, BOTH TEAMS

- 79 San Diego 41, at Miami 38, OT
(1/2/82)
78 at Buffalo 44, Miami 34 (1/12/91)

FEWEST POINTS, BOTH TEAMS

- 14 at Miami 14, N.Y. Jets 0 (1/23/83)
20 at New England 17, Miami 3
(12/28/97)

MOST DECISIVE WIN

- 31 31-0 vs. San Diego (1/10/93)
21 21-0 vs. Baltimore (1/2/72)
21 34-13 vs. San Diego (1/16/83)
21 31-10 vs. Seattle (12/29/84)

MOST DECISIVE LOSS

- 55 62-7 at Jacksonville (1/15/00)
35 38-3 at Denver (1/9/99)

MOST TOUCHDOWNS SCORED BY**Rushing**

- 3 12/30/73 vs. Oakland
**3 1/13/74 vs. Minnesota

Passing

- 4 1/2/82 vs. San Diego
4 1/6/85 vs. Pittsburgh

Interception

- 1 1/2/72 vs. Baltimore
1 1/23/83 vs. N.Y. Jets

Kickoff Return

- 1 12/21/74 at Oakland
- **1 1/30/83 vs. Washington

MOST TOUCHDOWNS ALLOWED BY**Rushing**

- 3 12/30/79 at Pittsburgh
- 3 12/30/95 at Buffalo
- 3 1/9/99 at Denver
- 3 1/15/00 at Jacksonville

Passing

- 4 12/21/74 at Oakland
- 4 1/15/00 at Jacksonville
- 3 Five times, last 1990

Interception

- 1 12/27/70 at Oakland
- 1 12/23/73 vs. Cincinnati
- 1 12/28/97 at New England

Punt Return

- 1 1/2/82 vs. San Diego

Kickoff Return

- 1 1/9/00 at Seattle

MOST POINTS IN A QUARTER, DOLPHINS**1st-**

- 14 12/23/73 vs. Cincinnati
- **14 1/13/74 vs. Minnesota

2nd-

- 21 1/10/93 vs. San Diego
- 20 1/16/83 vs. San Diego

3rd-

- 14 1/2/82 vs. San Diego
- 14 12/29/84 vs. Seattle
- 14 1/6/85 vs. Pittsburgh
- 14 1/4/86 vs. Cleveland

4th-

- 22 12/30/95 at Buffalo
- 14 1/5/91 vs. Kansas City
- 14 1/12/91 at Buffalo

MOST POINTS IN A QUARTER, OPPONENT**1st-**

- 24 1/2/82 vs. San Diego
- 24 1/15/00 at Jacksonville
- 20 12/30/79 at Pittsburgh

2nd-

- **21 1/20/85 vs. San Francisco
- 17 1/15/00 at Jacksonville

3rd-

- 14 1/15/00 at Jacksonville
- 10 12/30/73 vs. Oakland
- **10 1/20/85 vs. San Francisco
- 10 1/17/93 vs. Buffalo
- 10 12/28/97 at New England

4th-

- 14 12/21/74 at Oakland
- **14 1/30/83 vs. Washington
- 14 1/12/91 at Buffalo
- 14 1/9/99 at Denver

MOST POINTS IN A HALF, DOLPHINS**1st-**

- 27 1/16/83 vs. San Diego
- 24 1/6/85 vs. Pittsburgh

2nd-

- 22 12/30/95 at Buffalo
- 21 Three times, last 1986

MOST POINTS IN A HALF, OPPONENT**1st-**

- 41 1/15/00 at Jacksonville
- **28 1/20/85 vs. San Francisco
- 27 1/12/91 at Buffalo

2nd-

- 21 12/21/74 at Oakland
- 21 1/15/00 at Jacksonville
- 20 12/31/83 vs. Seattle

FIRST DOWNS

MOST FIRST DOWNS

- 29 1/16/83 vs. San Diego
- 28 1/6/85 vs. Pittsburgh

FEWEST FIRST DOWNS

- **9 1/30/83 vs. Washington
- 9 1/13/02 vs. Baltimore
- **10 1/16/72 vs. Dallas
- 10 12/28/97 at New England
- 10 1/15/00 at Jacksonville
- 10 1/6/01 at Oakland

MOST FIRST DOWNS ALLOWED

- 34 1/2/82 vs. San Diego
- **31 1/20/85 vs. San Francisco

FEWEST FIRST DOWNS ALLOWED

- 8 12/29/84 vs. Seattle
- 10 1/23/83 vs. N.Y. Jets
- 10 1/10/93 vs. San Diego

MOST FIRST DOWNS BY**Rushing**

- 18 12/23/73 vs. Cincinnati
- 18 12/30/73 vs. Oakland

Passing

- 21 1/2/82 vs. San Diego
- 20 12/30/95 at Buffalo

Penalty

- 5 1/2/99 vs. Buffalo

FEWEST FIRST DOWNS BY**Rushing**

- 0 1/15/00 at Jacksonville
- 0 1/6/01 at Oakland
- 1 1/9/99 at Denver
- 1 1/13/02 vs. Baltimore

Passing

- 2 12/30/73 vs. Oakland
- **2 1/30/83 vs. Washington

MOST FIRST DOWNS ALLOWED BY**Rushing**

- 18 12/30/95 at Buffalo
- **16 1/20/85 vs. San Francisco

Passing

- 21 1/2/82 vs. San Diego
- 17 12/31/94 vs. Kansas City

Penalty

- 3 Four times, last at Oakland, 1/6/01

FEWEST FIRST DOWNS ALLOWED BY**Rushing**

- 0 1/9/00 at Seattle
- 2 1/23/83 vs. N.Y. Jets
- 2 12/29/84 vs. Seattle

Passing

5	1/4/86 vs. Cleveland
6	Six times, last 1985

TOTAL NET YARDS**MOST NET YARDS GAINED**

569	1/6/85 vs. Pittsburgh
502	12/30/95 at Buffalo

FEWEST NET YARDS GAINED

133	1/15/00 at Jacksonville
151	1/13/02 vs. Baltimore

MOST NET YARDS ALLOWED

564	1/2/82 vs. San Diego
**537	1/20/85 vs. San Francisco

FEWEST NET YARDS ALLOWED

139	1/23/83 vs. N.Y. Jets
171	1/9/00 at Seattle

RUSHING**MOST RUSHING YARDS**

266	12/30/73 vs. Oakland, 53 att.
258	12/30/00 vs. Indianapolis, 48 att.

FEWEST RUSHING YARDS

14	1/9/99 at Denver
23	1/15/00 at Jacksonville

MOST RUSHING YARDS ALLOWED

341	12/30/95 at Buffalo, 52 att.
**276	1/30/83 vs. Washington, 52 att.

FEWEST RUSHING YARDS ALLOWED

41	1/9/00 at Seattle, 20 att.
51	12/29/84 vs. Seattle, 18 att.

MOST RUSHING ATTEMPTS

56	1/16/83 vs. San Diego, 214 yards
53	Two times, last 1974

FEWEST RUSHING ATTEMPTS

8	1/8/95 at San Diego
**9	1/20/85 vs. San Francisco, 25 yards
11	1/13/93 vs. Buffalo, 33 yards

MOST RUSHING ATTEMPTS, OPPONENT

59	1/12/86 vs. New England, 255 yards
**52	1/30/83 vs. Washington, 276 yards
52	12/30/95 at Buffalo, 341 yards

FEWEST RUSHING ATTEMPTS, OPPONENT

16	1/10/93 vs. San Diego, 70 yards
17	1/16/83 vs. San Diego, 79 yards

PASSING**MOST NET YARDS PASSING**

435	1/6/85 vs. Pittsburgh
432	12/30/95 at Buffalo

FEWEST NET YARDS PASSING

26	12/30/73 vs. Oakland
60	1/23/83 vs. N.Y. Jets

MOST NET YARDS PASSING ALLOWED

415	1/2/82 vs. San Diego
339	1/12/91 at Buffalo
339	1/2/99 vs. Buffalo

FEWEST NET YARDS PASSING ALLOWED

62	1/4/86 vs. Cleveland
71	1/12/86 vs. New England

MOST PASS ATTEMPTS

66	12/30/95 at Buffalo
**50	1/20/85 vs. San Francisco

FEWEST PASS ATTEMPTS

6	12/30/73 vs. Oakland
**7	1/13/74 vs. Minnesota

MOST PASS ATTEMPTS, OPPONENT

54	1/2/82 vs. San Diego
45	1/10/93 vs. San Diego

FEWEST PASS ATTEMPTS, OPPONENT

12	1/2/86 vs. New England
16	12/27/70 at Oakland

MOST PASS COMPLETIONS

34	12/30/95 at Buffalo
31	1/2/82 vs. San Diego

FEWEST PASS COMPLETIONS

3	12/30/73 vs. Oakland
4	Two times, last 1983

MOST PASS COMPLETIONS, OPPONENT

33	1/2/82 vs. San Diego
28	1/8/95 at San Diego
26	12/31/94 vs. Kansas City

FEWEST PASS COMPLETIONS, OPPONENT

8	1/27/70 at Oakland
9	1/24/72 vs. Cleveland

INTERCEPTIONS**MOST INTERCEPTIONS**

5	12/24/72 vs. Cleveland
5	1/16/83 vs. San Diego
5	1/23/83 vs. N.Y. Jets

MOST INTERCEPTIONS, OPPONENT

3	12/24/78 vs. Houston
3	1/23/83 vs. N.Y. Jets
3	12/30/95 at Buffalo
3	12/30/00 vs. Indianapolis
3	1/6/01 at Oakland

PUNTING**MOST PUNTS**

10	1/23/83 vs. N.Y. Jets
9	1/15/00 at Jacksonville

MOST PUNT YARDS

356	1/15/00 at Jacksonville
333	1/23/83 vs. N.Y. Jets

FEWEST PUNTS

1	12/30/73 vs. Oakland
1	1/8/83 vs. New England
1	1/2/99 vs. Buffalo

MOST PUNTS, OPPONENT

10	1/23/83 vs. N.Y. Jets
7	Six times, last: 1/9/00 at Seattle

MOST PUNT YARDS, OPPONENT

357	1/23/83 vs. N.Y. Jets
335	1/9/00 at Seattle

FEWEST PUNTS, OPPONENT

- 1 1/12/91 at Buffalo
- 2 Seven times, last at Denver, 1/9/99

MOST PUNTS, BOTH TEAMS

- 20 1/23/83 vs. N.Y. Jets
- 15 1/10/93 vs. San Diego
- 15 1/9/00 at Seattle

FEWEST PUNTS, BOTH TEAMS

- 3 12/30/73 vs. Oakland
- 3 1/12/91 at Buffalo
- 3 1/2/99 vs. Buffalo

HIGHEST PUNTING AVERAGE

x-48.6 12/24/72 vs. Houston

HIGHEST PUNTING AVERAGE, OPPONENT

x-51.3 12/31/72 at Pittsburgh

x-minimum 4 punts

SACKS

MOST SACKS

- 6-32 1/9/00 at Seattle
- 4-29 1/8/83 vs. New England
- 4-26 1/23/83 vs. N.Y. Jets

MOST SACKS, OPPONENT

- 5-31 1/15/00 at Jacksonville
- 4-14 12/24/72 vs. Cleveland
- 4-27 1/23/83 vs. N.Y. Jets
- **4-29 1/20/85 vs. San Francisco
- 4-25 1/17/93 vs. Buffalo
- 4-21 12/28/97 at New England

FUMBLES

MOST FUMBLES

- 6 1/15/00 at Jacksonville
- 5 1/12/86 vs. New England

MOST FUMBLES LOST

- 6-5 1/15/00 at Jacksonville
- 5-4 1/12/86 vs. New England

MOST FUMBLES, OPPONENT

- 4 12/27/70 vs. Oakland
- 4 1/2/99 vs. Buffalo
- 3 Eight times, last 1994

MOST FUMBLES LOST, OPPONENT

- 4-4 1/2/99 vs. Buffalo
- 3-3 12/30/79 at Pittsburgh
- 3-3 1/2/82 vs. San Diego
- 3-3 1/8/83 vs. New England

OPPONENTS PLAYOFF RECORDS

The following individual records relate solely to service against the Miami Dolphins. They include National Football League playoff and Super Bowl statistics only. Super Bowl games are marked with a "***."

RUSHING

MOST RUSHING YARDS**Career**

- 404 Thurman Thomas, Buffalo (four games)
- 199 Terrell Davis, Denver (one game)

Game

- 199 Terrell Davis, Denver (1/9/99 at Denver), 21 attempts
- **166 John Riggins, Washington (1/30/83 at Pasadena), 38 attempts

MOST RUSHING ATTEMPTS**Career**

- 84 Thurman Thomas, Buffalo (four games)
- 47 Marv Hubbard, Oakland (three games)

Game

- **38 John Riggins, Washington (1/30/83 at Pasadena), 166 yards
- 32 Thurman Thomas, Buffalo (1/12/91 at Buffalo), 117 yards

MOST RUSHING TOUCHDOWNS**Career**

- 4 Thurman Thomas, Buffalo (four games)
- 2 Earnest Byner, Cleveland (one game)
- 2 Chuck Muncie, San Diego (two games)

- 2 Curt Warner, Seattle (one game)
- 2 Terrell Davis, Denver (one game)

Game

- 2 Earnest Byner, Cleveland (1/4/86 at Miami)
- 2 Thurman Thomas, Buffalo (1/12/91 at Buffalo)
- 2 Curt Warner, Seattle (12/31/83 at Miami)
- 2 Terrell Davis, Denver (1/9/99 at Denver)

LONGEST RUNS FROM SCRIMMAGE

- 90t Fred Taylor, Jacksonville (1/15/00 at Jacksonville)
- 66t Earnest Byner, Cleveland (1/4/86 at Miami)

PASSING

MOST YARDS PASSING**Career**

- 711 Jim Kelly, Buffalo (three games)
- 645 Joe Montana, S.F., K.C. (two games)

Game

- 433 Dan Fouts, San Diego (1/2/82 at Miami), 33 of 53
- 360 Doug Flutie, Buffalo (1/2/99 at Miami), 21 of 36

MOST PASS ATTEMPTS**Career**

- 87 Stan Humphries, San Diego (two games)

- 87 Dan Fouts, San Diego (two games)
- Game**
- 53 Dan Fouts, San Diego (1/2/82 at Miami), 33 comp.
- 44 Stan Humphries, San Diego (1/10/93 at Miami), 18 comp.

MOST PASS COMPLETIONS

Career

- 50 Joe Montana, S.F., K.C. (two games)
- 48 Dan Fouts, San Diego (two games)
- 48 Jim Kelly, Buffalo (three games)

Game

- 33 Dan Fouts, San Diego (1/2/82 at Miami), 53 attempts
- 28 Stan Humphries, San Diego (1/8/95 at San Diego), 43 attempts

MOST TOUCHDOWN PASSES

Career

- 5 Ken Stabler, Oakland (two games)
- 5 Joe Montana, S.F., K.C. (two games)
- 5 Jim Kelly, Buffalo (three games)

Game

- 4 Ken Stabler, Oakland (12/21/74 at Oakland)
- 3 Tony Eason, New England (1/12/86 at Miami)
- 3 Dan Fouts, San Diego (1/2/82 at Miami)
- 3 Jim Kelly, Buffalo (1/12/91 at Buffalo)
- **3 Joe Montana, San Francisco (1/20/85 vs. Miami)

MOST PASSES HAD INTERCEPTED

Career

- 6 Dan Fouts, San Diego (two games)
- 6 Stan Humphries, San Diego (two games)

Game

- 5 Dan Fouts, San Diego (1/16/83 at Miami), 34 attempts
- 5 Mike Phipps, Cleveland (12/24/72 at Miami), 23 attempts
- 5 Richard Todd, N.Y. Jets (1/23/83 at Miami), 37 attempts

LONGEST PASS PLAYS

- 82t Daryle Lamonica to Rod Sherman, Oakland (12/27/70 at Oakland)
- 72t Ken Stabler to Cliff Branch, Oakland (12/21/74 at Oakland)

RECEIVING

MOST RECEPTIONS

Career

- 16 Ronnie Harmon, San Diego (two games)
- 14 Kellen Winslow, San Diego (two games)

Game

- 13 Kellen Winslow, San Diego (1/2/82 at Miami), 166 yards
- 9 Lenvil Elliott, Cincinnati (12/23/73 at Miami), 53 yards
- 9 Ronnie Harmon, San Diego (1/10/93 at Miami), 73 yards

- 9 Eric Moulds, Buffalo (1/2/99 at Miami), 240 yards

MOST RECEIVING YARDS

Career

- 240 Eric Moulds, Buffalo (one game)
- 207 Andre Reed, Buffalo (four games)

Game

- 240 Eric Moulds, Buffalo (1/2/99 at Miami), 9 receptions
- 166 Kellen Winslow, San Diego (1/2/82 at Miami), 13 receptions

MOST RECEIVING TOUCHDOWNS

Career

- 2 Fred Biletnikoff, Oakland (three games)
- 2 James Brooks, San Diego (two games)
- 2 Roger Craig, San Francisco (one game)
- 2 Andre Reed, Buffalo (four games)
- 2 John Stallworth, Pittsburgh (one game)
- 2 Jimmy Smith, Jacksonville (one game)

Game

- 2 James Brooks, San Diego (1/2/82 at Miami)
- **2 Roger Craig, San Francisco (1/20/85 vs. Miami)
- 2 Andre Reed, Buffalo (1/21/91 at Buffalo)
- 2 John Stallworth, Pittsburgh (1/6/85 at Miami)
- 2 Jimmy Smith, Jacksonville (1/15/00 at Jacksonville)

FIELD GOALS

MOST FIELD GOALS

Career

- 9 Steve Christie, Buffalo (three games)
- 3 Norm Johnson, Seattle (two games)
- 3 Nick Lowery, Kansas City (one game)
- 3 Horst Muhlmann, Cincinnati (one game)
- 3 Scott Norwood, Buffalo (one game)
- 3 Mike Vanderjagt, Indianapolis (one game)

Game

- 5 Steve Christie, Buffalo (1/17/93 at Miami) of 6
- 3 Five times, last: Mike Vanderjagt, Indianapolis (12/30/00 at Miami)

LONGEST FIELD GOALS

- 50 Todd Peterson, Seattle (1/9/00 at Seattle)
- 50 Mike Vanderjagt, Indianapolis (12/30/00 at Miami)

INTERCEPTIONS

MOST INTERCEPTIONS

Career

- 3 John Harris, Seattle (two games)
- 2 Willie Brown, Oakland (three games)
- 2 Ken Schroy, N.Y. Jets (one game)
- 2 Aaron Beasley, Jacksonville (one game)

- Game 2 Chad Cota, Indianapolis (one game)
2 Tory James, Oakland (one game)
- 2 Ken Schroy, N.Y. Jets (1/23/83 at Miami), 1 yd.
2 John Harris, Seattle (12/29/84 at Miami), 45 yds.
2 Aaron Beasley, Jacksonville (1/15/00 at Jacksonville), 5 yds.
2 Chad Cota, Indianapolis (12/30/00 at Miami)
2 Tory James, Oakland (1/6/01 at Oakland)

LONGEST INTERCEPTION RETURNS

- 90t Tory James, Oakland (Jay Fiedler), 1/6/01 at Oakland
50t Willie Brown, Oakland (Bob Griese), 12/27/70 at Oakland

LONGEST PLAYS

PUNTS

- 63 Ray Guy, Oakland (12/30/73 at Miami)

- 60 Bob Walden, Pittsburgh (12/31/72 at Pittsburgh)

PUNT RETURNS

- 56t Wes Chandler, San Diego (1/2/82 at Miami)
38 Thom Darden, Cleveland (12/24/78 at Miami)

KICKOFF RETURNS

- 85t Charlie Rogers, Seattle (1/9/00 at Seattle)
59 Zachary Dixon, Seattle (12/31/87 at Miami)

FUMBLE RECOVERIES

- 79t Neil Smith, Denver (Oronde Gadsden), 1/9/99 at Denver
**49t Mike Bass, Washington (Garop Yepremian), 1/14/73 at Los Angeles

ALL-TIME PLAYOFF LEADERS

(**Boldface** indicates active player)

RUSHING

	PLAYER	GAMES	ATT.	YDS.	AVG.	LG	TD
1.	Larry Csonka	12	225	891	4.0	49	9
2.	Tony Nathan	11	118	454	3.8	26	3
3.	Mercury Morris	10	95	440	4.6	27	1
4.	Jim Kiick	11	115	391	3.4	27	6
5.	Andra Franklin	6	93	335	3.6	29	2
6.	Lamar Smith	3	54	219	4.1	24	2
7.	Sammie Smith	2	41	181	4.4	17	0
8.	Woody Bennett	10	59	179	3.0	17	4
9.	Bernie Parmalee	7	53	150	2.8	16	1
10.	Karim Abdul-Jabbar	3	35	116	3.3	18	1
11.	J.J. Johnson	5	38	107	2.8	18	1
12.	David Woodley	5	17	102	6.0	12	1
13.	Aaron Craver	4	12	98	8.2	25t	1
	Bob Griese	12	15	98	8.2	25	1
15.	Bobby Humphrey	2	31	93	3.0	15	0
16.	Benny Malone	3	14	83	5.9	23t	1
17.	Jay Fiedler	3	13	71	5.5	11	0
18.	Joe Carter	4	9	66	7.3	19	0
19.	Pete Johnson	3	16	61	3.8	14	0
20.	Ron Davenport	2	9	54	6.0	31t	2
21.	David Overstreet	1	9	50	5.6	13	0
22.	Irving Spikes	3	9	49	5.4	23	0
23.	Leroy Harris	1	9	43	4.8	9	0
24.	Delvin Williams	2	21	42	2.0	9	0
25.	Autry Denson	4	16	41	2.6	17	0
26.	Larry Seiple	11	1	37	37.0	37	0
27.	Paul Warfield	11	4	34	8.5	25	0
28.	O.J. McDuffie	10	3	31	10.3	19	0
29.	Marc Logan	2	12	23	1.9	7	0
30.	Keith Byars	1	4	22	5.5	10	0
31.	John Kidd	4	1	18	18.0	18	0

	PLAYER	GAMES	ATT.	YDS.	AVG.	LG	TD
32.	Don Nottingham	6	2	17	8.5	12	0
	Tom Vigorito	7	4	17	4.3	6	0
34.	Stanley Pritchett	5	8	16	2.0	7	0
35.	Travis Minor	1	5	14	2.8	5	0
36.	Gary Davis	1	2	12	6.0	9	0
37.	Tom Orosz	5	1	11	11.0	11	0
38.	Ray Lucas	1	1	10	10.0	10	0
39.	Eddie Hill	12	3	8	2.7	4	0
	Terry Kirby	1	2	8	4.0	7	1
	Charles Leigh	9	1	8	8.0	8	0
42.	Nat Moore	13	1	7	7.0	7	0
43.	Tony Martin	8	1	6	6.0	6	0
44.	Jerris McPhail	1	1	4	4.0	4	0
45.	John Avery	2	1	3	3.0	3	0
	Earl Morrall	2	4	3	0.8	3	0
47.	Tony Paige	4	1	2	2.0	2	0
48.	Duriel Harris	7	1	1	1.0	1	0
	Dan Marino	18	15	1	0.1	5	1
50.	Norm Bulaich	2	2	0	0.0	0	0
	Mark Clayton	10	1	0	0.0	0	0
	Damon Huard	4	3	0	0.0	2	0
53.	Scott Mitchell	2	1	-1	-1.0	-1	0
54.	Don Strock	13	1	-2	-2.0	-2	0
55.	James Saxon	4	2	-3	-1.5	0	0
56.	Jim Jensen	13	2	-6	-3.0	-3	0
57.	Tom Hutton	2	1	-8	-8.0	-8	0
58.	George Roberts	2	1	-9	-9.0	-9	0

PASSING

	PLAYER	GAMES	ATT.	COMP.	YDS.	PCT.	TD	INT	RATE
1.	Dan Marino	18	687	385	4510	56.0	32	24	77.1
2.	Bob Griese	12	208	112	1467	53.8	10	12	68.4
3.	David Woodley	5	81	48	645	59.3	0	1	79.6
4.	Don Strock	13	62	38	551	61.3	4	3	91.6
5.	Jay Fiedler	3	99	52	483	52.5	1	7	40.1
6.	Earl Morrall	2	24	13	139	54.2	1	1	68.0
7.	Damon Huard	4	16	5	46	31.3	0	0	40.6
8.	Tony Nathan	11	2	2	34	1.000	0	0	118.8
9.	Bernie Kosar	1	1	1	10	1.000	0	0	108.3
10.	Marlin Briscoe	7	1	0	0	0.0	0	1	39.6
	O.J. McDuffie	10	1	0	0	0.0	0	0	39.6

RECEIVING

	PLAYER	GAMES	NO.	YDS.	AVG.	LG	TD
1.	Tony Nathan	11	62	622	10.3	39	2
2.	O.J. McDuffie	10	50	603	12.1	31	1
3.	Paul Warfield	11	34	717	21.1	75t	4
4.	Mark Duper	10	32	595	18.6	64t	5
5.	Mark Clayton	10	31	498	16.1	40t	3
6.	Bruce Hardy	13	26	336	12.9	50t	4
7.	Oronde Gadsden	7	23	288	12.5	52	2
8.	Nat Moore	13	21	265	12.6	40	3
9.	Duriel Harris	7	19	303	15.9	36	1
	Keith Jackson	4	19	262	13.8	31	4
11.	Joe Rose	11	18	260	14.4	35	2
	Jim Kiick	11	18	115	6.4	21	0
13.	Tony Martin	8	17	224	13.2	23	1
14.	Bernie Parmalee	7	16	130	8.1	26	0
15.	Irving Fryar	3	14	170	12.1	24	1
16.	Howard Twilley	11	13	186	14.3	28t	1
17.	Jimmy Cefalo	10	12	297	24.8	76t	2
18.	Tony Paige	4	11	50	4.5	9	2
19.	Lamar Thomas	3	10	129	12.9	42	1
	Marv Fleming	10	10	114	11.4	27	1
21.	Tom Vigorito	7	9	103	11.4	33	0

	PLAYER	GAMES	NO.	YDS.	AVG.	LG	TD
	Jim Mandich	11	9	86	9.6	19	1
	Bobby Humphrey	2	9	71	7.9	20	0
	Aaron Craver	4	9	71	7.9	15	0
25.	Dan Johnson	5	8	84	10.5	21	3
	Terry Kirby	1	8	68	8.5	19	0
	Autry Denson	4	8	60	7.5	14	0
28.	J.J. Johnson	5	7	39	5.6	11	0
	Delvin Williams	2	7	34	4.9	8	0
30.	Ferrell Edmunds	4	5	70	14.0	37	0
	Dedric Ward	1	5	55	11.0	19	0
	Jim Jensen	13	5	49	9.8	12	0
	Stanley Pritchett	5	5	40	8.0	12	0
	Troy Drayton	3	5	30	6.0	10	0
	Jerris McPhail	1	5	28	5.6	16	0
	Lamar Smith	3	5	28	5.6	8	0
37.	Marlin Briscoe	7	4	42	10.5	18	0
	Rob Konrad	4	4	37	9.3	13	0
	Keith Byars	1	4	30	7.5	12	0
	Larry Csonka	12	4	26	6.5	9t	1
	James McKnight	1	4	26	6.5	12	0
	Leslie Shepherd	1	4	20	5.0	11	0
43.	Mike Williams	4	3	44	14.7	19	1
	Ed Perry	6	3	32	10.7	22	0
	Sammie Smith	2	3	31	10.3	13	0
	Jed Weaver	3	3	31	10.3	20	1
	James Saxon	4	3	29	9.7	9	0
	Ron Davenport	2	3	23	7.7	9	0
	Karim Abdul-Jabbar	3	3	9	3.0	5	0
	Mercury Morris	10	3	9	3.0	9	0
51.	Randal Hill	1	2	59	29.5	45t	1
	Gary Clark	1	2	41	20.5	31	0
	Willie Richardson	1	2	30	15.0	19	1
	Woody Bennett	10	2	26	13.0	20	0
	Gary Davis	1	2	24	12.0	14	0
	Andre Tillman	1	2	24	12.0	13t	1
	Fred Banks	2	2	18	9.0	13	0
	Norm Bulaich	2	2	14	7.0	8	0
	Ronnie Lee	11	2	12	6.0	6t	1
	Marc Logan	2	2	8	4.0	6	0
	Travis Minor	1	2	4	2.0	4	0
	Eddie Hill	12	2	3	1.5	2	0
63.	Leroy Harris	1	1	21	21.0	21	0
	Brett Perriman	1	1	13	13.0	13	0
	Charles Jordan	1	1	11	11.0	11	0
	Scott Miller	4	1	10	10.0	10	0
	Don Nottingham	6	1	9	9.0	9	0
	Tim Ruddy	11	1	8	8.0	8	0
	Hunter Goodwin	5	1	6	6.0	6	0
	Nate Jacquet	4	1	6	6.0	6	0
	Jeff Ogden	3	1	6	6.0	6	0
	Rich Diana	4	1	5	5.0	5	0
	Joe Carter	4	1	2	2.0	2t	0
	Roy Foster	12	1	2	2.0	2t	1
	Ronnie Williams	3	1	1	1.0	1	1
	Bob Torrey	1	1	0	0.0	0	0

SCORING

	PLAYER	GAMES	TD	TDR	TDP	TDRT	FG	PAT	PTS.
1.	Garo Yepremian	12	0	0	0	0	12	28	64
2.	Larry Csonka	12	10	9	1	0	0	0	60
3.	Uwe von Schamann	10	0	0	0	0	9	32	59
4.	Pete Stoyanovich	7	0	0	0	0	7	19	40
5.	Jim Kiick	11	6	6	0	0	0	0	36
6.	Olindo Mare	8	0	0	0	0	9	6	33
7.	Mark Duper	10	5	0	5	0	0	0	30
	Tony Nathan	11	5	3	2	0	0	0	30

	PLAYER	GAMES	TD	TDR	TDP	TDRT	FG	PAT	PTS.
9.	Woody Bennett	10	4	4	0	0	0	0	24
	Bruce Hardy	13	4	0	4	0	0	0	24
	Keith Jackson	4	4	0	4	0	0	0	24
	Nat Moore	13	4	0	3	1	0	0	24
	Paul Warfield	11	4	0	4	0	0	0	24
14.	Mark Clayton	10	3	0	3	0	0	0	18
	Dan Johnson	5	3	0	3	0	0	0	18
16.	Jimmy Cefalo	10	2	0	2	0	0	0	12
	Ron Davenport	2	2	2	0	0	0	0	12
	Andra Franklin	6	2	2	0	0	0	0	12
	Oronde Gadsden	7	2	0	2	0	0	0	12
	Tony Paige	4	2	0	2	0	0	0	12
	Joe Rose	11	2	0	2	0	0	0	12
	Lamar Smith	3	2	2	0	0	0	0	12
23.	O.J. McDuffie	10	1	0	1	0	0	0	8#
24.	Fuad Reveiz	2	0	0	0	0	1	5	8
25.	Karim Abdul-Jabbar	3	1	1	0	0	0	0	6
	Dick Anderson	11	1	0	0	1	0	0	6
	Charlie Babb	9	1	0	0	1	0	0	6
	Aaron Craver	4	1	1	0	0	0	0	6
	A.J. Duhe	11	1	0	0	1	0	0	6
	Randal Hill	1	1	0	1	0	0	0	6
	Marv Fleming	10	1	0	1	0	0	0	6
	Roy Foster	12	1	0	1	0	0	0	6
	Irving Fryar	3	1	0	1	0	0	0	6
	Duriel Harris	7	1	0	1	0	0	0	6
	J.J. Johnson	5	1	1	0	0	0	0	6
	Terry Kirby	1	1	1	0	0	0	0	6
	Ronnie Lee	11	1	0	1	0	0	0	6
	Benny Malone	3	1	1	0	0	0	0	6
	Jim Mandich	11	1	0	1	0	0	0	6
	Dan Marino	18	1	1	0	0	0	0	6
	Tony Martin	8	1	0	1	0	0	0	6
	Mercury Morris	10	1	1	0	0	0	0	6
	Bernie Parmalee	7	1	1	0	0	0	0	6
	Willie Richardson	1	1	0	1	0	0	0	6
	Lamar Thomas	3	1	0	1	0	0	0	6
	Andre Tillman	1	1	0	1	0	0	0	6
	Howard Twilley	11	1	0	1	0	0	0	6
	Fulton Walker	9	1	0	0	1	0	0	6
	Jed Weaver	3	1	0	1	0	0	0	6
	Mike Williams	4	1	0	1	0	0	0	6
	Ronnie Williams	3	1	0	1	0	0	0	6
	David Woodley	5	1	1	0	0	0	0	6
53.	Stanley Pritchett	5	0	0	0	0	0	0	2#

– two point conversion

INTERCEPTIONS

	PLAYER	GAMES	NO.	YDS.	AVG.	LG	TD
1.	Dick Anderson	11	5	107	21.4	62	1
2.	Jake Scott	11	4	76	19.0	55	0
	Gerald Small	7	4	42	10.5	18	0
	A.J. Duhe	11	4	36	9.0	35	1
	Glenn Blackwood	11	4	27	6.8	19	0
	Lyle Blackwood	9	4	11	2.8	8	0
7.	Curtis Johnson	11	3	43	14.3	33	0
	Troy Vincent	5	3	2	0.7	2	0
9.	J.B. Brown	7	2	56	28.0	32	0
	Brock Marion	7	2	50	25.0	31	0
	Nick Buoniconti	11	2	38	19.0	32	0
	Don McNeal	10	2	36	18.0	20	0
	Louis Oliver	5	2	21	10.5	21	0
	Mike Kolen	10	2	16	8.0	11	0
	Doug Swift	11	2	12	6.0	12	0
	Jarvis Williams	4	2	0	0.0	0	0

	PLAYER	GAMES	NO.	YDS.	AVG.	LG	TD
16.	William Judson	10	1	34	34.0	34	0
	Bob Matheson	12	1	29	29.0	29	0
	Gene Atkins	3	1	26	26.0	26	0
	Frankie Smith	2	1	14	14.0	14	0
	Bryan Cox	5	1	7	7.0	7	0
	Terrell Buckley	6	1	6	6.0	6	0
	Paul Lankford	12	1	2	2.0	2	0
	Calvin Jackson	6	1	0	0.0	0	0
	Michael Stewart	3	1	0	0.0	0	0

THE LAST TIME . . .

(playoffs)

KICKOFF RETURNED FOR A TOUCHDOWN

By Dolphins – Fulton Walker vs. Washington, SB XVII (98 yards), 1/30/83

By Opponents – Charlie Rogers at Seattle (85 yards), 1/9/00

PUNT RETURNED FOR A TOUCHDOWN

By Dolphins – None

By Opponents – Wes Chandler of San Diego (56 yards), 1/2/82

INTERCEPTED PASS RETURNED FOR A TOUCHDOWN

By Dolphins – A.J. Duhe vs. N.Y. Jets (35 yards), 1/23/83

By Opponents – Tory James at Oakland (90 yards), 1/6/01

FUMBLE RETURNED FOR A TOUCHDOWN

By Dolphins – None

By Opponents – Tony Brackens of Jacksonville (16 yards), 1/15/00

OPPONENTS FUMBLE RETURNED FOR A TOUCHDOWN

By Dolphins – None

By Opponents – Tony Brackens of Jacksonville (16 yards), 1/15/00

BLOCKED FIELD GOAL RETURNED FOR A TOUCHDOWN

By Dolphins – None

By Opponents – None

BLOCKED PUNT RETURNED FOR A TOUCHDOWN

By Dolphins – Charlie Babb vs. Cleveland (5 yards), 12/24/72

By Opponents – None

SAFETY SCORED

By Dolphins – Dan Pastorini of Houston runs out of end zone, 12/24/78

By Opponents – Reuben Davis at San Diego (tackles Bernie Parmalee in end zone), 1/8/95

SHUTOUT

By Dolphins – at Miami 31, San Diego 0, 1/10/93

By Opponents – at Oakland 27, Miami 0, 1/6/01

200 YARDS RUSHING

By Dolphins – Lamar Smith vs. Indianapolis (209 yards), 12/30/00

By Opponents – None

100 YARDS RUSHING

By Dolphins – Lamar Smith vs. Indianapolis (209 yards), 12/30/00

By Opponents – Terry Allen of Baltimore (109 yards), 1/13/02

100 YARDS RUSHING IN A HALF

By Dolphins – None

By Opponents – Fred Taylor at Jacksonville (135 yards in first half), 1/15/00

TWO 100-YARD RUSHERS

By Dolphins – None

By Opponents – None

100 YARDS RUSHING AND RECEIVING

By Dolphins – None

By Opponents – None

400 YARDS PASSING

By Dolphins – Dan Marino at Buffalo (422 yards), 12/30/95

By Opponents – Dan Fouts of San Diego (433 yards), 1/2/82

300 YARDS PASSING

By Dolphins – Dan Marino at Buffalo (422 yards), 12/30/95

By Opponents – Doug Flutie of Buffalo (360 yards), 1/2/99

200 YARDS RECEIVING

By Dolphins – None

By Opponents – Eric Moulds of Buffalo (240 yards), 1/2/99

100 YARDS RECEIVING

By Dolphins – O.J. McDuffie at Denver (118 yards), 1/9/99

By Opponents – Jimmy Smith at Jacksonville (136 yards), 1/15/00

100 YARDS RECEIVING IN A HALF

By Dolphins – O.J. McDuffie at Buffalo (111 yards in second half), 12/30/95

By Opponents – Eric Moulds of Buffalo (102 yards in first half; 138 yards in second half), 1/2/99

TWO 100-YARD RECEIVERS

By Dolphins – Mark Duper (148 yards) and Tony Nathan (114 yards) vs. Pittsburgh, 1/6/85

By Opponents – James Lofton (149 yards) and Andre Reed (122 yards) at Buffalo, 1/12/91

FIVE TOUCHDOWN PASSES

By Dolphins – None

By Opponents – None

FOUR TOUCHDOWN PASSES

By Dolphins – Dan Marino vs. Pittsburgh, 1/6/85

By Opponents – Ken Stabler at Oakland, 12/21/74

THREE TOUCHDOWN PASSES

By Dolphins – Dan Marino at San Diego, 1/8/95

By Opponents – Joe Montana of San Francisco (SB XIX), 1/20/85

FOUR TOUCHDOWN RECEPTIONS

By Dolphins – None

By Opponents – None

THREE TOUCHDOWN RECEPTIONS

By Dolphins – None

By Opponents – None

TWO TOUCHDOWN RECEPTIONS

By Dolphins – Keith Jackson at San Diego, 1/8/85

By Opponents – Jimmy Smith at Jacksonville, 1/15/00

FOUR TOUCHDOWNS RUSHING

By Dolphins – None

By Opponents – None

THREE TOUCHDOWNS RUSHING

By Dolphins – Larry Csonka vs. Oakland, 12/30/73

By Opponents – None

TWO TOUCHDOWNS RUSHING

By Dolphins – Lamar Smith vs. Indianapolis, 12/30/00, OT

By Opponents – Terrell Davis at Denver, 1/9/99

FOUR FIELD GOALS

By Dolphins – None

By Opponents – Steve Christie (5) of Buffalo, 1/17/93

THREE FIELD GOALS

By Dolphins – Olindo Mare vs. Buffalo, 1/2/99

By Opponents – Mike Vanderjagt of Indianapolis, 12/30/00

THREE INTERCEPTIONS

By Dolphins – A.J. Duhe vs. N.Y. Jets, 1/23/83

By Opponents – None

TWO INTERCEPTIONS

By Dolphins – Troy Vincent vs. San Diego, 1/10/93

By Opponents – Tory James at Oakland, 1/6/01

THREE SACKS

By Dolphins – Trace Armstrong at Seattle, 1/9/00

By Opponents – None

TWO SACKS

By Dolphins – Trace Armstrong (3) at Seattle, 1/9/00

By Opponents – Gary Walker at Jacksonville, 1/15/00

BLOCKED FIELD GOAL

By Dolphins – William Judson vs. Seattle (Norm Johnson, 48 yards), 12/31/83

By Opponents – Leroy Jones of San Diego (Uwe von Schamann, 34 yards), 1/2/82

BLOCKED PUNT

By Dolphins – Don McNeal vs. N.Y. Jets (Chuck Ramsey), 1/23/83

By Opponents – Corey Chamblin at Jacksonville (Tom Hutton), 1/15/00

MISSSED POINT AFTER TOUCHDOWN ATTEMPT

By Dolphins – Uwe von Schamann vs. Seattle, 12/31/83

By Opponents – Rolf Benirschke of San Diego, 1/16/83

TWO POINT CONVERSION

By Dolphins – Stanley Pritchett run vs. Buffalo, 1/2/99

By Opponents – Ken Dilger pass from Peyton Manning of Indianapolis, 12/30/00

HONORS

ALL-NFL (FIRST TEAM)

- Dick Anderson (safety) – AP 1972-73; Writers 1972-73; NEA 1972-74; PFW 1973.
Bob Baumhower (defensive tackle) – SN 1981; AP 1983; PFW 1983.
Doug Betters (defensive end) – AP 1983; NEA 1983; SN 1983; Writers 1983; PFW 1983.
Larry Csonka (fullback) – AP 1971, 1973; PFW 1972-73; Writers 1971.
Bob Griese (quarterback) – AP 1971, 1977; Writers 1971, 1977; NEA 1971; PFW 1971, 1977.
Duriel Harris (kick returner) – PFW 1976.
Keith Jackson (tight end) – SN 1992.
Bob Kuechenberg (guard) – NEA 1975; AP 1978; PFW 1978.
Eric Laakso (tackle) – SN 1983.
● Jim Langer (center) – AP 1974-75, 1977; Writers 1974-77; NEA 1974-77; PFW 1974-77.
● Larry Little (guard) – Writers 1971-75, 1977; AP 1971-75; PFW 1971-73, 1975; NEA 1972-73.
Sam Madison (cornerback) – AP 1999-00, PFW 1999-00, SN 1999-00.
Olindo Mare (kicker) – AP 1999, PFW 1999, SN 1999.
Dan Marino (quarterback) – AP 1984-86; Writers 1984-86; NEA 1984; PFW 1984-86; SN 1984-86.
Nat Moore (wide receiver) – AP 1977; Writers 1977.
Earl Morrall (quarterback) – AP 1972.
Tony Nathan (kick returner) – AP 1979.
Ed Newman (guard) – NEA 1982; AP 1984; PFW 1984.
John Offerdahl (linebacker) – AP 1990; Writers 1990; PFW 1990; SN 1990; NEA 1990.
Fuad Reveiz (kicker) – PFW 1985.
Reggie Roby (punter) – AP 1984; Writers 1984; NEA 1984; PFW 1984-85; SN 1984.
Jake Scott (safety) – Writers 1973; AP 1973-74; PFW 1972, 1974.
Bill Stanfill (defensive end) – AP 1972; Writers 1973; NEA 1973.
* Dwight Stephenson (center) – Writers 1983-87; NEA 1983-86; PFW 1983-87; AP 1984-87; SN 1984-86.
Pete Stoyanovich (kicker) – NEA 1991; AP 1992; SN 1992.
Jason Taylor (defensive end) – AP 2000; PFW 2000; SN 2000.
Zach Thomas (linebacker) – AP 1998-99.
Fulton Walker (kick returner) – Writers 1983; PFW 1983; SN 1983.
Paul Warfield (wide receiver) – AP 1971, 1973; NEA 1971-72; Writers 1971; PFW 1971.
Richmond Webb (tackle) – AP 1992, 1994; SN 1992, 1994; PFW 1994; Writers 1994.
● Garo Yepremian (kicker) – Writers 1971, 1973; AP 1971, 1973; PFW 1971, 1973; NEA 1973.
Delvin Williams (running back) – AP 1978.

● All-NFL of the 1970s selected by Hall of Fame.

* All-NFL of the 1980s selected by Hall of Fame.

ALL-NFL (SECOND TEAM)†

- Dick Anderson (safety) – Writers 1973.
Trace Armstrong (defensive end) – AP 2000.
Bob Baumhower (defensive tackle) – AP 1979, 1981-82, 1984; NEA 1981-82.
Nick Buoniconti (linebacker) – AP 1972; Writers 1972; PFW 1973.
Mark Clayton (wide receiver) – AP 1984.
Larry Csonka (fullback) – AP 1972; Writers 1972; NEA 1973.
Manny Fernandez (defensive tackle) – NEA 1973.
Tim Foley (safety) – NEA 1979.
Irving Fryar (wide receiver) – AP 1994.
Keith Jackson (tight end) – AP 1992.
Bob Kuechenberg (guard) – Writers 1975; NEA 1977-78.
Jim Langer (center) – PFW 1973; AP 1976; NEA 1978.
Larry Little (guard) – NEA 1975, 1978; AP 1977-78.

- Sam Madison (cornerback) – AP 1998; AP 2001.
 Dan Marino (quarterback) – AP 1983, 1994-95; NEA 1985-86, 1992.
 Earl Morrall (quarterback) – NEA 1972.
 Ed Newman (guard) – AP 1981-83; NEA 1981, 1983.
 John Offerdahl (linebacker) – AP 1986.
 Louis Oliver (safety) – AP 1992.
 * Reggie Roby (punter) – NEA 1985, 1991; AP 1991.
 Jake Scott (safety) – Writers 1972, 1975; AP 1972; NEA 1972-73.
 Keith Sims (guard) – AP 1994.
 Bill Stanfill (defensive end) – Writers 1974; NEA 1974; PFW 1973.
 Dwight Stephenson (center) – AP 1983.
 Pete Stoyanovich (kicker) – AP 1990; NEA 1992.
 Uwe von Schamann (kicker) – AP 1982.
 Jason Taylor (defensive end) – AP 2001.
 Zach Thomas (linebacker) – AP 2001.
 Paul Warfield (wide receiver) – AP 1972; Writers 1973; NEA 1973; PFW 1973.
 Richmond Webb (tackle) – AP 1993, 1995.
 Delvin Williams (running back) – NEA 1978.
 † Writers discontinued Second Team in 1976 * All-NFL of the 1980s selected by Hall of Fame

ALL-AFC SELECTIONS*

- Dick Anderson (safety) – AP 1972-73; UPI 1972-73; PFW 1973.
 Trace Armstrong (defensive end) – PFW 2000.
 Bob Baumhower (defensive tackle) – SN 1979; PFW 1979, 1981, 1983; UPI 1981-83.
 Doug Betters (defensive end) – UPI 1983; PFW 1983.
 Nick Buoniconti (linebacker) – AP 1972.
 Mark Clayton (wide receiver) – PFW 1984; UPI 1985.
 Bryan Cox (linebacker) – UPI 1992; FN 1992.
 Larry Csonka (fullback) – PFW 1970, 1973; AP 1972-73; UPI 1971-73; SN 1971-73.
 Vern Den Herder (defensive end) – AP 1972.
 A.J. Duhe (linebacker) – UPI 1981.
 Mark Duper (wide receiver) – UPI 1984.
 Norm Evans (tackle) – AP 1973; SN 1974.
 Manny Fernandez (defensive tackle) – SN 1971.
 Roy Foster (guard) – UPI 1985-86; PFW 1986.
 Irving Fryar (wide receiver) – UPI 1994.
 Bob Griese (quarterback) – SN 1970-71, 1973; AP 1971; UPI 1971, 1977; PFW 1971, 1977.
 Duriel Harris (kick returner) – PFW 1976.
 Larry Izzo (special teamer) – PFW 2000.
 Keith Jackson (tight end) – UPI 1992.
 Bob Kuechenberg (guard) – PFW 1974, 1978; SN 1975, 1978 (tackle).
 Jim Langer (center) – PFW 1973-77; AP 1974-76; UPI 1973-77; SN 1973-77.
 Larry Little (guard) – AP 1971-75; UPI 1971-75; SN 1971-74; PFW 1971, 1973, 1975.
 Sam Madison (cornerback) – FN 1988-99; PFW 1999-01.
 Olindo Mare (kicker) – PFW 1999.
 Dan Marino (quarterback) – UPI 1983-86, 1992, 1994; FN 1992, 1994; PFW 1983-86.
 Brock Marion (safety) – PFW 2000.
 Nat Moore (wide receiver) – PFW 1977; SN 1977; UPI 1977.
 Earl Morrall (quarterback) – AP 1972; SN 1972.
 Tony Nathan (punt returner) – SN 1979.
 Ed Newman (guard) – UPI 1982-84; PFW 1984.
 John Offerdahl (linebacker) – UPI 1986, 1988, 1990; PFW 1986; FN 1990.
 Louis Oliver (safety) – UPI 1992.
 Reggie Roby (punter) – UPI 1984-85, 1991; PFW 1984-85, 1987; FN 1991.
 Jake Scott (safety) – FN 1970; AP 1971-75; UPI 1971-73, 1975; SN 1972-73, 1975; PFW 1974.
 Keith Sims (guard) – UPI 1994; FN 1994.
 Bill Stanfill (defensive end) – UPI 1971-74; AP 1972-74; SN 1972-74; PFW 1973.
 Dwight Stephenson (center) – UPI 1983-87; PFW 1983-87; FN 1983, 1986-87.
 Pete Stoyanovich (kicker) – UPI 1992.
 Jason Taylor (defensive end) – PFW 2000; FN 2000.
 Matt Turk (punter) – FN 2001.
 Fulton Walker (kick returner) – PFW 1983.
 Paul Warfield (wide receiver) – AP 1971-73; UPI 1971, 1973; SN 1970-73; PFW 1971, 1973-74.
 Richmond Webb (tackle) – UPI 1992-95; FN 1992-94.
 Delvin Williams (running back) – UPI 1978; SN 1978; PFW 1978.
 Garo Yepremian (kicker) – PFW 1971, 1973; SN 1971, 1973; AP 1973.

*Only UPI, PFW and FN continue to choose All-AFC

KEY TO AWARDS

AP – Associated Press; UPI – United Press International; NEA – Newspaper Enterprise Association; SN – Sporting News; PFW – Pro Football Weekly; Writers – Pro Football Writers; FN – Football News; FD – Football Digest.

PRO BOWL SELECTIONS

(Starters Capitalized)

- 1970 – RB Larry Csonka, QB Bob Griese, WR Paul Warfield.
 1971 – RB LARRY CSONKA, QB BOB GRIESE, G Larry Little, RB Mercury Morris, S Jake Scott (dnp), DE Bill Stanfill, WR PAUL WARFIELD.
 1972 – S Dick Anderson, LB Nick Buoniconti (dnp), RB Larry Csonka (dnp), T Norm Evans, G LARRY LITTLE, RB Mercury Morris, S JAKE SCOTT, DE Bill Stanfill (dnp), WR Paul Warfield (dnp).
 1973 – S DICK ANDERSON, LB Nick Buoniconti, RB Larry Csonka (dnp), QB Bob Griese, C JIM LANGER, G LARRY LITTLE, T Wayne Moore (dnp), RB Mercury Morris (dnp), S JAKE SCOTT, DE Bill Stanfill (dnp), WR Paul Warfield (dnp), K GARO YEPREMIAN.
 1974 – S DICK ANDERSON, RB Larry Csonka, T Norm Evans, QB Bob Griese, G Bob Kuechenberg, C JIM LANGER, G LARRY LITTLE, DE BILL STANFILL, S Jake Scott (dnp), WR Paul Warfield.
 1975 – G BOB KUECHENBERG, C JIM LANGER, S JAKE SCOTT.
 1976 – C JIM LANGER.
 1977 – QB BOB GRIESE, G Bob Kuechenberg, C JIM LANGER, WR NAT MOORE.
 1978 – QB Bob Griese, G Bob Kuechenberg, C Jim Langer, RB DELVIN WILLIAMS, K GARO YEPREMIAN.
 1979 – DT BOB BAUMHOWER, LB Kim Bokamper, S Tim Foley.
 1980 – NO SELECTIONS.
 1981 – DT BOB BAUMHOWER, G Ed Newman.
 1982 – DT Bob Baumhower, RB Andra Franklin, G Ed Newman (dnp), G Bob Kuechenberg*.
 1983 – DT BOB BAUMHOWER, DE DOUG BETTERS, WR Mark Duper, G Bob Kuechenberg#, QB DAN MARINO (dnp), G ED NEWMAN, C DWIGHT STEPHENSON.
 1984 – DT Bob Baumhower (dnp), WR Mark Clayton, LB A.J. Duhe, WR MARK DUPER, QB DAN MARINO, G ED NEWMAN, P REGGIE ROBY, C DWIGHT STEPHENSON.
 1985 – WR Mark Clayton, G Roy Foster, QB DAN MARINO (dnp), C DWIGHT STEPHENSON.
 1986 – WR Mark Clayton†, WR Mark Duper (dnp), G Roy Foster, QB DAN MARINO (dnp), LB JOHN OFFERDAHL, C DWIGHT STEPHENSON (dnp).
 1987 – QB Dan Marino (dnp), LB John Offerdahl, C Dwight Stephenson (dnp).
 1988 – WR Mark Clayton, LB JOHN OFFERDAHL (dnp), NT Brian Sochia*.
 1989 – TE Ferrell Edmunds, LB JOHN OFFERDAHL, P REGGIE ROBY.
 1990 – DE Jeff Cross, TE Ferrell Edmunds, LB JOHN OFFERDAHL, T Richmond Webb.
 1991 – WR MARK CLAYTON, QB Dan Marino (dnp), T Richmond Webb.
 1992 – LB BRYAN COX, TE KEITH JACKSON (dnp), QB DAN MARINO, T RICHMOND WEBB.
 1993 – FB Keith Byars, WR Irving Fryar†, TE Keith Jackson (dnp), G Keith Sims, T RICHMOND WEBB.
 1994 – LB Bryan Cox, WR Irving Fryar, QB DAN MARINO (dnp), G KEITH SIMS, T RICHMOND WEBB.
 1995 – LB Bryan Cox, QB DAN MARINO (dnp), G KEITH SIMS, T RICHMOND WEBB.
 1996 – T Richmond Webb.
 1997 – NO SELECTIONS.
 1998 – DT TIM BOWENS (dnp).
 1999 – CB SAM MADISON, K OLINDO MARE, LB ZACH THOMAS>.
 2000 – DE TRACE ARMSTRONG, ST Larry Izzo, CB SAM MADISON, S Brock Marion, C Tim Ruddy@, DE JASON TAYLOR, LB Zach Thomas+.
 2001 – CB SAM MADISON (dnp), LB Zach Thomas (dnp).

* Replaced injured Ed Newman
 \$ Replaced injured Tim Krumrie
 @ Replaced injured Tom Nalen

Replaced injured John Hannah † Replaced injured Mark Duper
 ‡ Replaced injured Webster Slaughter > Replaced Ray Lewis as starter
 + Selected as need player

MIAMI DOLPHINS LEADERSHIP AWARD

- | | |
|-------------------------|---------------------------|
| 1989 – WR/RB Jim Jensen | 1996 – WR Fred Barnett |
| 1990 – LB Hugh Green | 1997 – QB Dan Marino |
| 1991 – LB Cliff Odom | 1998 – LB Zach Thomas |
| 1992 – LB Bryan Cox | 1999 – LB Zach Thomas |
| 1993 – CB Troy Vincent | 2000 – LB Derrick Rodgers |
| 1994 – WR Irving Fryar | 2001 – LB Derrick Rodgers |
| 1995 – QB Dan Marino | |

COMMUNITY SERVICE AWARD

- | | |
|----------------------|-----------------------|
| 1987 – CB Don McNeal | 1997 – S Shawn Wooden |
|----------------------|-----------------------|

1988 – K Fuad Reveiz	1998 – QB Dan Marino
1989 – LB John Offerdahl	1999 – CB Terrell Buckley, CB Ray Hill, S Calvin Jackson, CB Greg Jeffries, CB Sam Madison
1990 – LB John Offerdahl	S Brock Marion, CB Patrick Surtain, CB Jerry Wilson, S Shawn Wooden
1991 – FB Tony Paige	2000 – DE Trace Armstrong, DE Jason Taylor, LB Zach Thomas
1992 – S Liffort Hobley	2001 – LB Twan Russell
1993 – LB John Offerdahl	
1994 – LB Bryan Cox	
1995 – LB Bryan Cox	
1996 – QB Dan Marino	

TOMMY FITZGERALD AWARD

(outstanding rookie in training camp, 1969-94)

1969 – CB Lloyd Mumphord	1982 – LB Charles Bowser
1970 – LB Mike Kolen	1983 – QB Dan Marino
1971 – WR Otto Stowe	1984 – RB Joe Carter
1972 – S Charlie Babb	1985 – RB Lorenzo Hampton
1973 – WR Bo Rather	1986 – LB John Offerdahl
1974 – WR Nat Moore	1987 – RB Troy Stradford
1975 – S Barry Hill	1988 – S Jarvis Williams
1976 – LB Larry Gordon	1989 – C Jeff Uhlenhake
1977 – DE A.J. Duhe and DT Bob Baumhower	1990 – T Richmond Webb
1978 – CB Gerald Small	1991 – LB Bryan Cox
1979 – K Uwe von Schamann	1992 – DE Marco Coleman
1980 – CB Don McNeal	1993 – RB Terry Kirby
1981 – RB Tom Vigorito	1994 – DT Tim Bowers

COACH OF THE YEAR

NFL

1970 – Don Shula, SN, PFW
1971 – Don Shula, FN
1972 – Don Shula, SN, PFW, FN

AFC

1971 – Don Shula, AP, UPI, PFW
1972 – Don Shula, PFW
1993 – Don Shula, FN

NFL MAN OF THE YEAR

1971 – Joe Robbie, FN	1985 – Dwight Stephenson, NFL
1982 – Don Shula, FN	1998 – Dan Marino, NFL

BERT BELL AWARD

(NFL MVP as awarded by Maxwell Club)

1977 – QB Bob Griese	1984 – QB Dan Marino
----------------------	----------------------

NFL DEFENSIVE PLAYER OF THE YEAR

(selected by AP)

1973 – S Dick Anderson	1983 – DE Doug Betters
------------------------	------------------------

ROOKIE OF THE YEAR

1977 – LB A.J. Duhe, AP, PFW (NFL Defensive), UPI, SN (AFC)
1983 – QB Dan Marino, SN
1986 – LB John Offerdahl, Old Spice NFL, PFW (NFL Defensive, co-winner)
1987 – RB Troy Stradford, AP, NFL Films (Offensive), PFW (NFL Offensive)
1990 – T Richmond Webb, UPI (AFC), PFW, SN
1992 – DE Marco Coleman, FN (NFL Defensive)
1994 – DT Tim Bowers, AP (NFL Defensive), PFW (NFL Defensive)
1996 – LB Zach Thomas, Mackey Award (AFC Defensive)
1997 – LB Derrick Rodgers, Sports Illustrated (NFL Defensive)
2001 – WR Cris Chambers, FN, FD (NFL Offensive)

SUPER BOWL MVP

(selected by Sport Magazine)

- 1972 – S Jake Scott (Super Bowl VII)
- 1973 – FB Larry Csonka (Super Bowl VIII)

● All-Time Silver Anniversary Super Bowl Team

PRO BOWL MVP

1973 – K Garo Yepremian

NFL ALUMNI ASSOCIATION AWARDS

- 1984 – Dan Marino, NFL Quarterback of the Year
1985 – Dan Marino, NFL Quarterback of the Year
Dwight Stephenson, NFL Offensive Lineman of the Year
1986 – Dan Marino, NFL Quarterback of the Year
1998 – Zach Thomas, NFL Linebacker of the Year
1999 – Sam Madison, NFL Defensive Back of the Year
Olindo Mare, NFL Special Teams Player of the Year
-

NFL PLAYERS ASSOCIATION AWARDS

- 1970 – Larry Little, AFC Offensive Lineman of the Year
1971 – Bob Griese, AFC Quarterback of the Year
Larry Little, AFC Offensive Lineman of the Year
Mercury Morris, AFC Kick Returner of the Year
Garo Yepremian, AFC Kicker of the Year
1972 – Larry Little, AFC Offensive Lineman of the Year
Earl Morrall, AFC Quarterback of the Year
1977 – A.J. Duhe, AFC Defensive Rookie of the Year
Leroy Harris, AFC Offensive Rookie of the Year
1983 – Doug Betters, AFC Defensive Lineman of the Year
Dwight Stephenson, AFC Offensive Lineman of the Year
1984 – Dan Marino, AFC Most Valuable Player
Dwight Stephenson, AFC Offensive Lineman of the Year
1985 – Dwight Stephenson, AFC Offensive Lineman of the Year
1986 – Dan Marino, AFC Most Valuable Player
Dwight Stephenson, AFC Offensive Lineman of the Year
1987 – Dwight Stephenson, AFC Offensive Lineman of the Year
Troy Stradford, AFC Offensive Rookie of the Year
1992 – Richmond Webb, AFC Offensive Lineman of the Year
Marco Coleman, AFC Defensive Rookie of the Year
1993 – Richmond Webb, AFC Co-Offensive Lineman of the Year
1994 – Dan Marino, AFC Most Valuable Player; AFC Comeback Player of the Year
Richmond Webb, AFC Offensive Lineman of the Year
1996 – Zach Thomas, AFC Defensive Rookie of the Year
-

DOLPHINS IN FLORIDA SPORTS HALL OF FAME

- | | |
|-----------------------------------|-------------------------------|
| LB Nick Buoniconti, 1969-76 | QB George Mira, 1971 |
| RB Rick Casares, 1966 | WR Nat Moore, 1974-86 |
| FB Larry Csonka, 1968-74, 1979 | President Joe Robbie, 1966-89 |
| QB Bob Griese, 1967-80 | Head Coach Don Shula, 1970-95 |
| Owner Wayne Huizenga, 1990-99 | WR Freddie Solomon, 1975-77 |
| Head Coach Jimmy Johnson, 1996-99 | WR Paul Warfield, 1970-74 |
| G Larry Little, 1969-80 | K Garo Yepremian, 1970-78 |
-

AFL ALL-STAR GAME

(1966-69)

- 1966 – DE Ed Cooke, LB Tom Erlandson, CB Jimmy Warren, S Willie West
1967 – LB John Bramlett, WR Jack Clancy, QB Bob Griese, CB Dick Westmoreland
1968 – QB Bob Griese, RB Jim Kiick, WR Karl Noonan
1969 – George Wilson (coach), LB Nick Buoniconti, C Tom Goode, RB Jim Kiick, G Larry Little, DE Bill Stanfill
-

COLLEGE ALL-STAR GAME, CHICAGO

- 1966 – LB Frank Emanuel, Tennessee
1967 – WR Jack Clancy, Michigan; QB Bob Griese, Purdue; T Jim Riley, Oklahoma
1968 – TE Jim Cox, Miami (Fla.); RB Larry Csonka, Syracuse (MVP); RB Jim Kiick, Wyoming
1969 – DT Bob Heinz, Pacific; DE Bill Stanfill, Georgia
1970 – none selected
1971 – CB Ron Dickerson, Kansas State
1972 – DT Mike Kadish, Notre Dame
-

- 1973 – Dolphins 14, All-Stars 3
 1974 – DE Don Reese, Jackson State; RB Benny Malone, Arizona State; CB Jeris White, Hawaii;
 Game cancelled during players' strike
 1975 – T Darryl Carlton, Tampa; QB/WR Freddie Solomon, Tampa; RB Stan Winfrey, Arkansas State
 1976 – LB Kim Bokamper, San Jose State; LB Larry Gordon, Arizona State; WR Duriel Harris, New Mexico State

THIRD DOWN AWARD

(most valuable, NEA, voted by players)

- | | |
|---------------------------|---------------------------|
| 1966 – S Willie West | 1973 – LB Nick Buoniconti |
| 1967 – C Tom Goode | 1974 – QB Bob Griese |
| 1968 – QB Bob Griese | 1975 – QB Bob Griese |
| 1969 – LB Nick Buoniconti | 1976 – WR Nat Moore |
| 1970 – WR Paul Warfield | 1977 – WR Nat Moore |
| 1971 – FB Larry Csonka | 1978 – RB Delvin Williams |
| 1972 – FB Larry Csonka | 1979 – DE Vern Den Herder |

(Discontinued in 1980)

NFL'S UNSUNG PLAYER

- 1973– DE Manny Fernandez

DOLPHIN HONOR ROLL

- Sept. 16, 1990 – Founder Joe Robbie (1966-89)
 Nov. 19, 1990 – FB Larry Csonka (1968-74, 1979)
 Nov. 19, 1990 – QB Bob Griese (1967-80)
 Nov. 19, 1990 – C Jim Langer (1970-79)
 Nov. 19, 1990 – WR Paul Warfield (1970-74)
 Nov. 18, 1991 – LB Nick Buoniconti (1969-76)
 Nov. 16, 1992 – 1972 Undefeated Team
 Dec. 13, 1993 – G Larry Little (1969-80)
 Dec. 12, 1994 – C Dwight Stephenson (1980-87)
 Dec. 11, 1995 – G Bob Kuechenberg (1970-84)
 Nov. 25, 1996 – Head Coach Don Shula (1970-95)
 Dec. 5, 1999 – WR Nat Moore (1974-86)
 Sept. 17, 2000 – QB Dan Marino (1983-99)

SILVER ANNIVERSARY TEAM

(selected by fans)

- | | |
|---------------------------------|------------------------------|
| QB Bob Griese (1967-80) | DE Vern Den Herder (1971-81) |
| RB Mercury Morris (1969-75) | DE Doug Betters (1978-87) |
| FB Larry Csonka (1968-74, 1979) | NT Manny Fernandez (1968-75) |
| WR Paul Warfield (1970-74) | LB Bob Brudzinski (1981-89) |
| WR Mark Clayton (1983-92) | LB Larry Gordon (1976-82) |
| TE Bruce Hardy (1978-89) | LB John Offerdahl (1986-93) |
| G Bob Kuechenberg (1970-84) | LB Nick Buoniconti (1969-76) |
| G Larry Little (1969-80) | CB Tim Foley (1970-80) |
| T Norm Evans (1966-75) | CB Don McNeal (1980-89) |
| T Jon Giesler (1979-88) | S Dick Anderson (1968-77) |
| C Dwight Stephenson (1980-87) | S Jake Scott (1970-75) |
| K Garo Yepremian (1970-78) | P Reggie Roby (1983-92) |

(Greatest Game - San Diego 41 at Miami 38 (OT) on Jan. 2, 1982)

SPORTS ILLUSTRATED SPORTSMAN OF THE YEAR

- 1993 - Don Shula

PFWA "GOOD GUY" AWARD

(Dolphins Chapter)

- 2001 - Zach Thomas

PLAYERS OF THE WEEK AND MONTH

Offensive/Defensive Player of the Week (1984-01)
Special Teams Player of the Week (1993-01)
Offensive/Defensive Player of the Month (1988-01)

1984

Player of the Week (4)

QB Dan Marino (Week 1 at Washington) – Offense
QB Dan Marino (Week 5 at St. Louis) – Offense
QB Dan Marino (Week 14 vs. L.A. Raiders) – Offense
WR Mark Clayton (Week 16 vs. Dallas) – Offense

1985

Player of the Week (3)

QB Dan Marino (Week 4 at Denver) – Offense
QB Dan Marino (Week 14 at Green Bay) – Offense
S Glenn Blackwood (Week 15 vs. Buffalo) – Defense

1986

Player of the Week (2)

LB John Offerdahl (Week 8 at Indianapolis) – Defense
QB Dan Marino (Week 15 at L.A. Rams) – Offense

Player of the Month (1)

QB Dan Marino (November) – Offense

1987

Player of the Week (2)

RB Troy Stradford (Week 11 at Dallas) – Offense
WR Mark Duper (Week 15 vs. Washington) – Offense

1988

Player of the Week (3)

LB Mark Brown (Week 5 vs. Minnesota) – Defense
QB Dan Marino (Week 7 vs. San Diego) – Offense
QB Dan Marino (Week 15 vs. Cleveland) – Offense

Player of the Month (1)

QB Dan Marino (October) – Offense

1989

Player of the Week (3)

QB Dan Marino (Week 2 at New England) – Offense
S Louis Oliver (Week 5 vs. Cleveland) – Defense
QB Dan Marino (Week 10 at N.Y. Jets) – Offense

1990

Player of the Week (3)

RB Sammie Smith (Week 1 at New England) – Offense
QB Dan Marino (Week 14 vs. Philadelphia) – Offense
QB Dan Marino (AFC First-Round Playoff Game vs. Kansas City) – Offense (NFL)

Player of the Month (1)

LB John Offerdahl & DE Jeff Cross (October) – Defense

1991

Player of the Week (1)

QB Dan Marino (Week 15 vs. Cincinnati) – Offense

1992

Player of the Week (3)

LB Bryan Cox (Week 4 at Seattle) – Defense
S Louis Oliver (Week 5 at Buffalo) – Defense
CB Troy Vincent (AFC Divisional Playoff Game vs. San Diego) – Defense (NFL)

Player of the Month (1)

LB Bryan Cox (September) – Defense

1993

Player of the Week (4)

QB Dan Marino (Week 4 at Buffalo) – Offense
QB Scott Mitchell (Week 6 at Cleveland) – Offense
QB Scott Mitchell (Week 9 vs. Kansas City) – Offense
P Dale Hatcher (Week 12 vs. New England) – Special Teams

Player of the Month (1)

QB Scott Mitchell (October) – Offense

1994

Player of the Week (5)

QB Dan Marino (Week 1 vs. New England) – Offense
K Pete Stoyanovich (Week 9 at New England) – Special Teams
WR Mark Ingram (Week 13 at N.Y. Jets) – Offense
RB Bernie Parmalee (Week 15 vs. Kansas City) – Offense
QB Dan Marino (AFC First-Round Playoff Game vs. Kansas City) – Offense (NFL)

1995

Player of the Week (2)

QB Dan Marino (Week 14 vs. Atlanta) – Offense
CB Terrell Buckley (Week 17 at St. Louis) – Defense

1996

Player of the Week (2)

RB Karim Abdul-Jabbar (Week 1 vs. New England) – Offense
K Joe Nedney (Week 16 vs. Buffalo) – Special Teams

Rookie of the Month (1)

LB Zach Thomas (October) – Defense

1997

Player of the Week (3)

S Shawn Wooden (Week 1 vs. Indianapolis) – Defense
LB Derrick Rodgers (Week 7 at N.Y. Jets) – Defense
CB Terrell Buckley (Week 15 vs. Detroit) – Defense

1998

Player of the Week (2)

LB Robert Jones (Week 11 at Carolina) – Defense
QB Dan Marino (Week 16 vs. Denver) – Offense

Player of the Month (2)

LB Zach Thomas (September) – Defense
LB Robert Jones (December) – Defense

1999

Player of the Week (9)

QB Dan Marino (Week 1 at Denver) – Offense
CB Sam Madison (Week 2 vs. Arizona) – Defense
QB Dan Marino (Week 5 at Indianapolis) – Offense
CB Sam Madison (Week 6 at New England) – Defense
K Olindo Mare (Week 6 at New England) – Special Teams
PR Nate Jacquet (Week 8 at Oakland) – Special Teams
CB Sam Madison (Week 9 vs. Tennessee) – Defense
K Olindo Mare (Week 15 vs. San Diego) – Special Teams
DE Trace Armstrong (AFC First-Round Playoff Game vs. Seattle) – Defense (NFL)

Player of the Month (1)

K Olindo Mare (October) – Special Teams

2000**Player of the Week (4)**

RB Lamar Smith (Week 1 vs. Seattle) – Offense
 S Brian Walker (Week 11 at San Diego) – Defense
 RB Lamar Smith (AFC First-Round Playoff Game vs. Indianapolis) – Offense (NFL)
 P Matt Turk (AFC First-Round Playoff Game vs. Indianapolis) – Special Teams (NFL)

Rookie of the Month (1)

T Todd Wade (October) – Offense

2001**Player of the Week (5)**

LB Zach Thomas (Week 1 at Tennessee) – Defense
 P Matt Turk (Week 4 vs. New England) – Special Teams
 P Matt Turk (Week 12 vs. Denver) – Special Teams
 S Brock Marion (Week 13 vs. Indianapolis) – Defense
 LB Zach Thomas (Week 16 vs. Atlanta) – Defense

Player of the Month (1)

S Brock Marion (December) – Defense

Rookie of the Month (1)

WR Chris Chambers (November) – Offense

LEAGUE LEADERS

INDIVIDUAL**POINTS**

Year	Player	Total
1971	Garo Yepremian.....	117
1992	Pete Stoyanovich.....	124

TOTAL TOUCHDOWNS

Year	Player	Total
1984	Mark Clayton (tied, Marcus Allen of L.A. Raiders)	18
1997	Karim Abdul-Jabbar	16

RUSHING TOUCHDOWNS

Year	Player	Total
1972	Mercury Morris.....	12
1997	Karim Abdul-Jabbar	15
	(tied, Terrell Davis of Denver)	

RECEIVING TOUCHDOWNS

Year	Player	Total
1971	Paul Warfield	11
1977	Nat Moore	12
1984	Mark Clayton	18
1988	Mark Clayton	14

FIELD GOALS

Year	Player	Total
1991	Pete Stoyanovich..... (tied, Chip Lohmiller of Washington)	31
1992	Pete Stoyanovich..... (tied, Chip Lohmiller of Washington)	30
1999	Olindo Mare	39*

QUARTERBACK RATING

Year	Player	Total
1977	Bob Griese	88.0
1984	Dan Marino	108.9

PASSING YARDS

Year	Player	Total
1984	Dan Marino	5,084*
1985	Dan Marino	4,137
1986	Dan Marino	4,746
1988	Dan Marino	4,434
1992	Dan Marino	4,116

TOUCHDOWN PASSES

Year	Player	Total
1977	Bob Griese.....	22
1984	Dan Marino	48*
1985	Dan Marino	30
1986	Dan Marino	44

PASS COMPLETIONS

Year	Player	Total
1984	Dan Marino	362
1985	Dan Marino	336
1986	Dan Marino	378
1988	Dan Marino	354
1992	Dan Marino	330

PASS ATTEMPTS

Year	Player	Total
1984	Dan Marino	564
1986	Dan Marino	623
1988	Dan Marino	606
1992	Dan Marino	554

RECEPTIONS

Year	Player	Total
1998	O.J. McDuffie	90

PUNTING

Year	Player	Total
1991	Reggie Roby	45.7
1996	John Kidd.....	46.3

INTERCEPTIONS

Year	Player	Total
1967	Dick Westmoreland	10
1973	Dick Anderson	8
1999	Sam Madison	7
	(tied, four others)	

KICKOFF RETURNS

Year	Player	Total
1976	Duriel Harris.....	32.9
1983	Fulton Walker.....	26.7

TEAM

MOST POINTS SCORED

Year	Total
1972	385
1984	513
1986	430

FEWEST POINTS ALLOWED

Year	Total
1972	171
1973	150
1983	250
1998	265

MOST TOTAL YARDS

Year	Total
1972	5036
1984	6936*
1994	6078

FEWEST TOTAL YARDS ALLOWED

Year	Total
1972	2312
1983	3297

MOST RUSHING YARDS

Year	Total
1971	2429
1972	2960

MOST PASSING YARDS

Year	Total
1984	5018*
1986	4779
1987	3876
1988	4516
1993	4353

FEWEST PASSING YARDS ALLOWED

Year	Total
1972	1290
1982	1027
2001	2829

*NFL record

DOLPHINS ANNUAL PERFORMANCE AWARDS

(selected by South Florida media;
presented at annual awards dinner)

MOST VALUABLE PLAYER

- 1966 – RB Joe Auer
- 1967 – QB Bob Griese
- 1968 – QB Bob Griese
- 1969 – LB Nick Buoniconti
- 1970 – QB Bob Griese,
WR Paul Warfield
- 1971 – QB Bob Griese
- 1972 – QB Earl Morrall
- 1973 – FB Larry Csonka
- 1974 – QB Bob Griese
- 1975 – C Jim Langer
- 1976 – LB Steve Towle
- 1977 – QB Bob Griese
- 1978 – RB Delvin Williams
- 1979 – FB Larry Csonka
- 1980 – QB David Woodley
- 1981 – RB Tony Nathan
- 1982 – FB Andra Franklin
- 1983 – QB Dan Marino
- 1984 – QB Dan Marino
- 1985 – QB Dan Marino
- 1986 – QB Dan Marino
- 1987 – QB Dan Marino
- 1988 – QB Dan Marino
- 1989 – QB Dan Marino
- 1990 – QB Dan Marino
- 1991 – QB Dan Marino
- 1992 – QB Dan Marino

- 1993 – FB Keith Byars
- 1994 – QB Dan Marino
- 1995 – QB Dan Marino
- 1996 – LB Zach Thomas
- 1997 – WR O.J. McDuffie
- 1998 – WR O.J. McDuffie
- 1999 – CB Sam Madison
- 2000 – DE Jason Taylor
- 2001 – LB Zach Thomas

NEWCOMER OF THE YEAR

- 1996 – LB Zach Thomas
- 1997 – DE Jason Taylor
- 1998 – LB Robert Jones
- 1999 – WR Tony Martin
- 2000 – RB Lamar Smith
- 2001 – WR Chris Chambers

OUTSTANDING OFFENSIVE BACK

(1966-95)

- 1966 – RB Joe Auer
- 1967 – QB Bob Griese
- 1968 – WR Karl Noonan
- 1969 – RB Jim Kiick
- 1970 – FB Larry Csonka,
RB Jim Kiick
- 1971 – FB Larry Csonka
- 1972 – FB Larry Csonka
- 1973 – FB Larry Csonka
- 1974 – FB Larry Csonka
- 1975 – FB Don Nottingham,

FB Norm Bulaich
 1976 – QB Bob Griese
 1977 – QB Bob Griese
 1978 – RB Delvin Williams
 1979 – FB Larry Csonka
 1980 – QB David Woodley
 1981 – RB Tony Nathan
 1982 – FB Andra Franklin
 1983 – QB Dan Marino
 1984 – QB Dan Marino
 1985 – QB Dan Marino
 1986 – QB Dan Marino
 1987 – QB Dan Marino
 1988 – QB Dan Marino
 1989 – QB Dan Marino
 1990 – QB Dan Marino
 1991 – RB Mark Higgs
 1992 – QB Dan Marino
 1993 – FB Keith Byars
 1994 – QB Dan Marino
 1995 – RB Bernie Parmalee

OUTSTANDING RECEIVER

(1971-95)

1971 – Paul Warfield
 1972 – Paul Warfield
 1973 – Paul Warfield
 1974 – Nat Moore
 1975 – Nat Moore
 1976 – Nat Moore
 1977 – Nat Moore
 1978 – Nat Moore
 1979 – Nat Moore
 1980 – Duriel Harris
 1981 – Duriel Harris
 1982 – Duriel Harris
 1983 – Mark Duper
 1984 – Mark Clayton
 1985 – Mark Clayton
 1986 – Mark Duper
 1987 – Mark Clayton
 1988 – Mark Clayton
 1989 – Mark Clayton
 1990 – Mark Duper
 1991 – Mark Clayton
 1992 – Keith Jackson (TE)
 1993 – Irving Fryar
 1994 – Irving Fryar
 1995 – O.J. McDuffie

OUTSTANDING OFFENSIVE LINEMAN

(1966-95)

1966 – C Tom Goode
 1967 – T Norm Evans
 1968 – T Norm Evans
 1969 – C Tom Goode
 1970 – G Larry Little
 1971 – G Larry Little
 1972 – G Larry Little
 1973 – C Jim Langer
 1974 – C Jim Langer
 1975 – C Jim Langer
 1976 – C Jim Langer
 1977 – C Jim Langer
 1978 – G Bob Kuechenberg

1979 – G Bob Kuechenberg
 1980 – G Ed Newman
 1981 – G Ed Newman
 1982 – C Dwight Stephenson
 1983 – C Dwight Stephenson
 1984 – C Dwight Stephenson
 1985 – C Dwight Stephenson
 1986 – C Dwight Stephenson
 1987 – C Dwight Stephenson
 1988 – T Ronnie Lee
 1989 – T Jeff Dellenbach
 1990 – T Richmond Webb
 1991 – T Richmond Webb
 1992 – T Richmond Webb
 1993 – T Richmond Webb
 1994 – T Richmond Webb
 1995 – T Richmond Webb

OUTSTANDING DEFENSIVE BACK

(1966-95)

1966 – S Willie West
 1967 – CB Jimmy Warren
 1968 – CB Jimmy Warren
 1969 – to linebacker
 1970 – to linebacker
 1971 – S Jake Scott
 1972 – S Dick Anderson
 1973 – S Dick Anderson
 1974 – CB Curtis Johnson
 1975 – CB Curtis Johnson
 1976 – S Charlie Babb
 1977 – S Tim Foley
 1978 – S Tim Foley
 1979 – S Tim Foley
 1980 – CB Don McNeal
 1981 – S Glenn Blackwood
 1982 – CB Don McNeal
 1983 – CB William Judson
 1984 – CB William Judson
 1985 – CB William Judson
 1986 – CB William Judson
 1987 – CB Paul Lankford
 1988 – S Jarvis Williams
 1989 – S Jarvis Williams
 1990 – S Jarvis Williams
 1991 – S Louis Oliver
 1992 – S Louis Oliver
 1993 – CB Troy Vincent
 1994 – CB Troy Vincent
 1995 – CB Troy Vincent

OUTSTANDING LINEBACKER

(1969-95)

1969 – Ed Weisacosky
 1970 – Nick Buoniconti
 1971 – Nick Buoniconti
 1972 – Nick Buoniconti
 1973 – Nick Buoniconti
 1974 – Nick Buoniconti
 1975 – Bob Matheson
 1976 – Steve Towle
 1977 – Steve Towle
 1978 – Larry Gordon
 1979 – Larry Gordon
 1980 – Kim Bokamper
 1981 – Earnie Rhone
 1982 – A.J. Duhe

1983 – Bob Brudzinski
 1984 – Bob Brudzinski
 1985 – Hugh Green
 1986 – John Offerdahl
 1987 – John Offerdahl
 1988 – John Offerdahl
 1989 – Barry Krauss
 1990 – John Offerdahl
 1991 – Bryan Cox
 1992 – Bryan Cox
 1993 – Bryan Cox
 1994 – Bryan Cox
 1995 – Bryan Cox

OUTSTANDING DEFENSIVE LINEMAN

(1966-95)

1966 – DE Ed Cooke
 1967 – DT Ray Jacobs
 1968 – DT Manny Fernandez
 1969 – DT Manny Fernandez
 1970 – DT Manny Fernandez
 1971 – DT Manny Fernandez
 1972 – DT Manny Fernandez
 1973 – DT Manny Fernandez
 1974 – DE Vern Den Herder
 1975 – DE Vern Den Herder
 1976 – DE Vern Den Herder
 1977 – DE A.J. Duhe,
 DT Bob Baumhower
 1978 – DE Vern Den Herder
 1979 – DE Vern Den Herder
 1980 – DT Bob Baumhower
 1981 – DT Bob Baumhower
 1982 – DT Bob Baumhower
 1983 – DE Doug Betters
 1984 – DE Doug Betters
 1985 – DT Mike Charles
 1986 – DE T.J. Turner
 1987 – DE John Bosa
 1988 – DT Brian Sochia
 1989 – DE Jeff Cross
 1990 – DE Jeff Cross
 1991 – DE Jeff Cross
 1992 – DE Marco Coleman
 1993 – DE Jeff Cross
 1994 – DT Tim Bowens
 1995 – DE Marco Coleman

ROOKIE OF THE YEAR

(1966-95)

1966 – LB Frank Emanuel
 1967 – WR Jack Clancy
 1968 – RB Jim Kiick
 1969 – DE Bill Stanfill

1970 – S Jake Scott
 1971 – none
 1972 – none
 1973 – none
 1974 – WR Nat Moore
 1975 – LB Steve Towle
 1976 – WR Duriel Harris
 1977 – CB Norris Thomas
 1978 – CB Gerald Small
 1979 – K Uwe von Schamann
 1980 – QB David Woodley
 1981 – FB Andra Franklin
 1982 – LB Charles Bowser
 1983 – QB Dan Marino
 1984 – LB Jay Brophy
 1985 – K Fuad Reveiz
 1986 – LB John Offerdahl
 1987 – RB Troy Stradford
 1988 – S Jarvis Williams
 1989 – S Louis Oliver
 1990 – T Richmond Webb
 1991 – LB Bryan Cox
 1992 – DE Marco Coleman
 1993 – RB Terry Kirby
 1994 – DT Tim Bowens
 1995 – T Billy Milner

OUTSTANDING SPECIAL TEAMS PLAYER (WIOD)

(1972-95)

1972 – CB Lloyd Mumphord
 1973 – LB Bruce Bannon
 1974 – FB Don Nottingham
 1975 – S Barry Hill
 1976 – KR Freddie Solomon
 1977 – G Ed Newman
 1978 – CB Charles Cornelius,
 P George Roberts
 1979 – RB Tony Nathan
 1980 – S Don Bessillieu
 1981 – RB Tom Vigorito
 1982 – K Uwe von Schamann
 1983 – CB Robert Sowell
 1984 – P Reggie Roby
 1985 – TE Bruce Hardy
 1986 – CB Reyna Thompson
 1987 – S Liffort Hobley
 1988 – WR/RB Jim Jensen
 1989 – K Pete Stoyanovich
 1990 – CB Kerry Glenn
 1991 – P Reggie Roby
 K Pete Stoyanovich
 1992 – K Pete Stoyanovich
 1993 – WR O.J. McDuffie
 1994 – CB Sean Hill
 1995 – CB Sean Hill

DOLPHINS IN THE HALL OF FAME

DON SHULA

Head Coach (1970-95), Vice Chairman (1996-2002)

Born: January 4, 1930


College: John Carroll '51

Player: 1951-57

Ass't Coach: 1960-62

Head Coach: 1963-95

Year Inducted: 1997



On July 26, 1997, Don Shula capped an illustrious career when he was inducted into the Pro Football Hall of Fame in Canton, Ohio, following his election into that shrine on January 25, 1997, his first year of eligibility. Shula's unanimous election to the Hall was the ultimate honor in a career full of record-setting accomplishments.

Starting with the 1996 season, Shula has served as Vice-Chairman of the Miami Dolphins, having been named to that position on January 5, 1996. This year marks his 33rd season with the Dolphins, a tenure that started when he was named Head Coach of the club in 1970.

Shula's record as head coach of the Dolphins (1970-95) and before that as head coach of the Baltimore Colts (1963-69) is unmatched in National Football League history. In 1995 he concluded his 33rd season as an NFL head coach and his 26th season as head coach of the Dolphins. He owns a career record of 347-173-6 (.665), including a regular season mark of 328-156-6 (.676), and is the winningest coach in NFL history. On November 14, 1993 in Philadelphia, when the Dolphins defeated the Philadelphia Eagles 19-14, Shula won his 325th career game, moving him past the immortal George Halas (324-151-31) and setting an NFL record for most career victories, a mark once thought to be unreachable. Shula's 328 regular season wins also is an NFL record, surpassing Halas' former NFL mark of 318 regular season victories. Shula and Halas are the only NFL coaches to win 300 or more career games, as Shula recorded his 300th career win on September 22, 1991, with a 16-13 triumph over Green Bay in just his 29th year as an NFL head coach, as compared to 36 seasons for Halas to accomplish that feat.

In addition, Shula won Super Bowl titles in 1972 and 1973, one of only five coaches in NFL history to win consecutive Super Bowls. His 1972 team went 17-0, recording the only undefeated season in NFL annals. He has appeared in more Super Bowls (six) than any other coach, and is one of only two coaches (along with Buffalo's Marv Levy) to reach the Super Bowl three straight seasons (1971-73). He also advanced to the Super Bowl with the Dolphins in 1982 and 1984, as well as in 1968 as head coach of the Colts.

A remarkable 20 times in 33 seasons, Shula's teams reached the playoffs. His teams won at least ten games 21 times in those 33 years, and he suffered only two losing seasons (1976, 1988) in that span. He averaged more than ten wins per season in his career (347 wins in 33 years as a head coach), and he was the youngest coach to win 100, 200 and 300 games each.

During Shula's tenure with the Dolphins, from the time he replaced George Wilson on February 18, 1970 to become the franchise's second-ever head coach through his final season in 1995, his winning percentage of .658 (257-133-2) during that time was the best record in all of professional sports. The Dolphins either won or shared first place in the AFC East 15 times in the 26 years under Shula, and reached the playoffs 16 times. His ultimate achievement was the NFL's only unbeaten, untied record of 17-0 in 1972, capped by a 14-7 win over the Washington Redskins in Super Bowl VII. He won a second consecutive Super Bowl title in 1973, defeating the Minnesota Vikings 24-7 in Super Bowl VIII, and compiled an overall record of 32-2 in those back-to-back seasons, a two-year mark that has yet to be surpassed.

Before joining the Dolphins, Shula spent seven years (1963-69) as head coach of the Baltimore Colts. In that span he compiled a record of 73-26-4 (.728) and advanced to the

playoffs four times, including two appearances in the NFL Championship Game, in 1964 and 1968 after 12-2 and 13-1 campaigns, respectively. He was the youngest head coach (33 years old) in the history of the NFL when he was named the Colts' head coach in 1963.

Shula succeeded Weeb Ewbank as head coach in Baltimore after serving three years (1960-62) as defensive coordinator of the Detroit Lions, with the team going 26-13-1 in that period. Shula entered the coaching ranks with an assistant's job at Virginia (1958) and Kentucky (1959) before joining the Lions.

Shula broke into the NFL as the lone rookie on Coach Paul Brown's defending NFL champion Cleveland Browns in 1951. He was involved in the largest trade in modern NFL history, a 15-player deal with Baltimore in 1953, and Shula played four seasons with the Colts (1953-56) and one season at Washington (1957) at right cornerback. He had 21 career interceptions for 247 yards in seven seasons. In college, he was a running back at John Carroll University in Cleveland, and in 1950 he gained 125 yards when the Blue Streaks upset Syracuse, 21-15.

Shula also contributed to the growth of the NFL off the field by serving from 1975 through 1995 (including the last two years in that span as co-chairman along with George Young of the New York Giants) on the league's influential Competition Committee, which evaluates and recommends changes in playing rules as well as regulations designed to improve the safety of playing conditions.

In addition to his own election to the Pro Football Hall of Fame, Shula was further honored by being selected to present five other members for induction into the Hall (Larry Csonka, Bob Griese, Jim Langer, Larry Little, and Dwight Stephenson), including two (Csonka and Langer) in the same day.

Along with his football responsibilities, Shula always has given considerable time, plus financial and emotional support, to many area charities. The Don Shula Foundation, formed primarily to assist breast cancer research, was established as a tribute to his late wife, Dorothy. Shula also has been active in the American Cancer Society, March of Dimes, American Red Cross, the United Way, and Catholic Charities.

A member of the Class of 1951 at John Carroll, Shula helps fund a \$1 million chair in the University's Department of Philosophy. On May 17, 1994, John Carroll University showed its appreciation for Shula's support of the school by naming its new stadium Don Shula Stadium. Shula also has received honorary doctorate degrees from John Carroll, St. Thomas University, the University of Miami, and Florida Atlantic University.

Because of his success on the football field and his long-time civic and charitable service, Shula has received countless prestigious awards recognizing his contributions, including the 1993 Sports Illustrated Sportsman of the Year Award and the 1994 Horatio Alger Award. In addition, along with Ken Blanchard, in 1995 Shula co-authored "Everyone's A Coach," a highly acclaimed book that outlines the application of their managerial philosophies for business and personal success. Shula personifies those business principles himself, serving as an equity partner in two highly successful enterprises, Don Shula's Hotel and Golf Club along with Don Shula's Steakhouse, Inc.

Shula's oldest son Dave, 43, and his wife Leslie have three sons, Danny, Christopher, and Matthew. David served as the Head Coach of the Cincinnati Bengals from 1992-96, and when Don Shula's Dolphins played Dave Shula's Bengals on October 2, 1994 in Cincinnati's Riverfront Stadium, it marked the first time ever in professional sports that a father and son faced each other as head coaches. Dave currently is President of Don Shula Steakhouse, Inc.

Shula's other son Mike, 37, rejoined the Dolphins in 2000 after serving the four previous seasons as the offensive coordinator of the Tampa Bay Buccaneers; he also spent the 1991-92 seasons as a coaches' assistant under his father in Miami. Mike and his wife, Shari, have one daughter, Samantha.

Mike and Dave Shula presented their father for induction into the Pro Football Hall of Fame in 1997, becoming the first pair ever to present a Hall of Famer for induction.

Shula's oldest daughter, Donna, has five children, Alex, Lindsey, Tyler, and twins Calvin and Carly, and is married to Steve Cohen. Another daughter, Sharon, currently serves as the Director of Development of the Don Shula Foundation and resides in New York. Youngest daughter Annie lives and works in Broward County.

Shula and his wife, Mary Anne, reside in Miami and continue to be very active in charitable and community affairs. They were married on October 16, 1993, and their family together now includes eight children and 13 grandchildren.

SHULA'S 33-YEAR RECORD

YEAR	TEAM	W	L	T	PCT.	FINISH
1963	Baltimore	8	6	0	.571	3rd, NFL West Conf.
1964*	Baltimore	12	2	0	.857	1st, NFL West Conf.
1965	Baltimore	10	3	1	.750	T-1st, NFL West Conf.
1966	Baltimore	9	5	0	.643	2nd, NFL West Conf.
1967	Baltimore	11	1	2	.857	T-1st, NFL Coastal
1968*	Baltimore	13	1	0	.929	1st, NFL Coastal
1969	Baltimore	8	5	1	.607	2nd, NFL Coastal
1970	Miami	10	4	0	.714	2nd, AFC East
1971*	Miami	10	3	1	.750	1st, AFC East
1972**	Miami	14	0	0	1.000	1st, AFC East
1973**	Miami	12	2	0	.857	1st, AFC East
1974	Miami	11	3	0	.786	1st, AFC East
1975	Miami	10	4	0	.714	T-1st, AFC East
1976	Miami	6	8	0	.429	3rd, AFC East
1977	Miami	10	4	0	.714	T-1st, AFC East
1978	Miami	11	5	0	.688	T-1st, AFC East
1979	Miami	10	6	0	.625	1st, AFC East
1980	Miami	8	8	0	.500	3rd, AFC East
1981	Miami	11	4	1	.719	1st, AFC East
1982*	Miami	7	2	0	.777	1st, AFC East
1983	Miami	12	4	0	.750	1st, AFC East
1984*	Miami	14	2	0	.875	1st, AFC East
1985	Miami	12	4	0	.750	1st, AFC East
1986	Miami	8	8	0	.500	3rd, AFC East
1987	Miami	8	7	0	.533	T-2nd, AFC East
1988	Miami	6	10	0	.375	5th, AFC East
1989	Miami	8	8	0	.500	T-2nd, AFC East
1990	Miami	12	4	0	.750	2nd, AFC East
1991	Miami	8	8	0	.500	T-2nd, AFC East
1992	Miami	11	5	0	.688	1st, AFC East
1993	Miami	9	7	0	.563	2nd, AFC East
1994	Miami	10	6	0	.625	1st, AFC East
1995	Miami	9	7	0	.563	T-2nd, AFC East

*NFL runner-up

**NFL Champion

REGULAR SEASON

ALL GAMES

	W	L	T	PCT.	W	L	T	PCT.
Baltimore Totals	71	23	4	.745	73	26	4	.728
Miami Totals	257	133	2	.658	274	147	2	.650
33-YEAR TOTALS	328	156	6	.676	347	173	6	.665

NFL'S TOP 20 COACHES

(based on career wins)

REGULAR SEASON

CAREER

COACH	YEARS	TEAMS	W	L	T	PCT.	W	L	T	PCT.
DON SHULA	33	COLTS, DOLPHINS	328	156	6	.676	347	173	6	.665
George Halas	40	Bears	318	148	31	.671	324	151	31	.671
Tom Landry	29	Cowboys	250	162	6	.605	270	178	6	.601
Curley Lambeau	33	Packers, Cardinals	226	132	22	.623	229	134	22	.623
Chuck Noll	23	Steelers	193	148	1	.563	209	156	1	.572
Chuck Knox	22	Rams, Bills, Seahawks	186	147	1	.558	193	158	1	.550
Dan Reeves	21	Broncos, Giants, Falcons	178	149	1	.544	188	157	1	.545
Paul Brown	21	Browns, Bengals	166	100	6	.621	170	108	6	.609

COACH	YEARS	TEAMS	REGULAR SEASON				CAREER			
			W	L	T	PCT.	W	L	T	PCT.
Bud Grant	18	Vikings	158	96	5	.620	168	108	5	.607
M. Schottenheimer	16	Browns, Chiefs, Redskins	153	93	1	.621	158	104	1	.603
Marv Levy	17	Chiefs, Bills	143	113	0	.558	154	120	0	.562
Steve Owen	23	Giants	151	100	17	.595	153	108	17	.581
Bill Parcells	15	Giants, Patriots, Jets	138	100	1	.579	149	106	1	.584
Joe Gibbs	12	Redskins	124	60	0	.674	140	65	0	.683
Hank Stram	17	Chiefs, Saints	131	97	10	.571	136	100	10	.573
Weeb Ewbank	20	Colts, Jets	130	129	7	.502	134	130	7	.507
Mike Ditka	14	Bears, Saints	121	95	0	.560	127	101	0	.557
Jim Mora	15	Saints, Colts	125	106	0	.541	125	112	0	.527
George Seifert	11	49ers, Panthers	114	62	0	.648	124	67	0	.649
Sid Gillman	18	Rams, Chargers, Oilers	122	99	7	.550	123	104	7	.541

SHULA'S MILESTONES

Don Shula passed the immortal George Halas to become the winningest coach in NFL history when he registered victory number 325 in Miami's 19-14 win at Philadelphia on November 14, 1993. Shula concluded coaching with a career record of 347-173-6 (.665). On December 25, 1994, in Miami's 27-20 win over Detroit, Shula won the 319th regular season game of his career and broke the NFL record for most regular season coaching wins by Halas (318 wins). Shula owned a 328-156-6 (.676) regular season record. In 1991, Shula joined Halas (324 wins) as the only NFL coaches with 300 or more career wins. Shula accomplished his milestone 300th career win with a 16-13 triumph over the Green Bay Packers on September 22, 1991. Shula won the 300th regular-season game of his coaching career with a 16-13 overtime win at New England on December 27, 1992.

Shula added another historic career milestone in Miami's 30-7 win over the Buffalo Bills on September 16, 1990, as he recorded his 200th regular season victory since joining the Dolphins in 1970. Shula joined Hall of Fame coaches Curley Lambeau (Green Bay), George Halas (Chicago) and Tom Landry (Dallas) as the only NFL coaches to earn 200 or more regular season wins with one NFL club.

CAREER NFL WINS

CAREER WIN NO.	OPPONENT	SCORE	DATE	OPPOSING HEAD COACH
1	at San Francisco	20-14	9/22/63	Red Hickey
50	New Orleans	30-10	12/10/67	Tom Fears
100	San Diego	24-10	10/15/72	Harland Svare
150	N.Y. Jets	16-0	9/26/76	Lou Holtz
200	at New England	30-27 (OT)	11/8/81	Ron Erhardt
250	at Buffalo	23-14	11/24/85	Hank Bullough
300	Green Bay	16-13	9/22/91	Lindy Infante
324	Kansas City	30-10	10/31/93	Marty Schottenheimer
325	at Philadelphia	19-14	11/14/93	Rich Kotite
347	at St. Louis	41-22	12/24/95	Rich Brooks

REGULAR-SEASON NFL WINS


REGULAR SEASON WIN NO.	OPPONENT	SCORE	DATE	OPPOSING HEAD COACH
1	at San Francisco	20-14	9/22/63	Red Hickey
50	New Orleans	30-10	12/10/67	Tom Fears
100	New England	52-0	11/12/72	Phil Bengtson
150	at N.Y. Jets	14-10	11/6/77	Walt Michaels
200	Buffalo	27-10	12/27/82	Chuck Knox
250	Pittsburgh	35-24	11/1/87	Chuck Noll
300	at New England	16-13(OT)	12/27/92	Dick MacPherson
318	Kansas City	45-28	12/12/94	Marty Schottenheimer
319	Detroit	27-20	12/25/94	Wayne Fontes
328	at St. Louis	41-22	12/24/95	Rich Brooks

REGULAR-SEASON WINS WITH DOLPHINS

REGULAR-SEASON WIN NO.	OPPONENT	SCORE	DATE	OPPOSING HEAD COACH
1	at Houston	20-10	9/27/70	Wally Lemm
50	Kansas City	9-3	10/20/74	Hank Stram
100	Green Bay	27-7	10/28/79	Bart Starr
150	at New England	44-24	10/21/84	Ron Meyer
200	Buffalo	30-7	9/16/90	Marv Levy
250	at New England	20-3	9/10/95	Bill Parcells

REGULAR-SEASON GAMES AS NFL COACH

REGULAR-SEASON GAME NO.	OPPONENT	SCORE	DATE	OPPOSING HEAD COACH
1	N.Y. Giants	28-37	9/15/63	Allie Sherman
50	Washington	37-10	11/6/66	Otto Graham
100	at Houston	20-10	9/27/70	Wally Lemm
150	Kansas City	9-3	10/20/74	Hank Stram
200	Buffalo	31-14	12/17/77	Jim Ringo
250	Pittsburgh	30-10	9/10/81	Chuck Noll
300	at San Diego	28-34	11/18/84	Don Coryell
350	at Philadelphia	28-10	12/13/87	Buddy Ryan
400	New England	17-10	10/18/90	Rod Rust
450	at N.Y. Jets	10-27	11/7/93	Bruce Coslett



NICK BUONICONTI

Linebacker

Born: December 15, 1940

College: Notre Dame '62

NFL: 1962-76

Dolphins: 1969-76

Year Inducted: 2001



Nick Buoniconti, the driving force of the Dolphins' famed "No-Name Defense," inspired his teammates with his outstanding play and fiery leadership. During his seven years with the Dolphins the team advanced to three straight Super Bowls (1971-73) and won twice (1972, 1973), with one of those wins coming after their unparalleled undefeated season in 1972. Buoniconti was only 5-11 and 220 pounds and was considered to be too small to play middle linebacker. However, as many coaches noted, he always "played bigger than his size" during a stellar 14-year career with the Dolphins and the Boston Patriots.

The first member of the Dolphins defense to be elected to the Hall of Fame, Buoniconti joined the team in 1969 after playing seven seasons with the Patriots. During his tenure with the Dolphins, he was named the team's Most Valuable Player three times (1969, 1970, 1973) and was named to the AFL All-Star game in 1969 and was selected to two Pro Bowls (1973, 1974) following the merger of the two leagues. In 1990, he was voted as a linebacker on the Dolphins' Silver Anniversary all-time team, and on November 18, 1991, he was enshrined on the Dolphin Honor Roll at Pro Player Stadium.

Before joining the Dolphins, Buoniconti helped the Patriots capture the 1963 AFL Eastern Division title, and he played in five AFL All-Star games. Overall in his 14-year career, he played in 183 games and recorded 32 career interceptions. He was named to the All-Time AFL team in 1970, and overall was named a first team All-AFL/AFC choice eight times.

A native of Springfield, Massachusetts, Buoniconti had an outstanding collegiate career at Notre Dame. Following his retirement from the Dolphins, he and his son, Marc, were the driving forces behind the establishment of the Miami Project to Cure Paralysis, one of the world's leading research and treatment centers for spinal cord injuries.

Buoniconti was elected to the Hall of Fame in 2001 after being named for the first time that year as a nominee from the pre-1976 era by the Hall's Seniors Committee.

NICK BUONICONTI'S CAREER STATISTICS

YEAR	TEAM	G	TACK.	ASST.	TOTAL	FUM. REC.	INT.	YDS.	AVG.	TD
1962	Boston	14	NA	NA	NA	NA	2	3	1.5	0
1963	Boston	14	NA	NA	NA	NA	3	42	14.0	0
1964	Boston	14	NA	NA	NA	NA	5	75	15.0	0
1965	Boston	14	NA	NA	NA	NA	3	31	10.3	0
1966	Boston	14	NA	NA	NA	NA	4	43	10.8	0
1967	Boston	13	NA	NA	NA	NA	4	7	1.8	0
1968	Boston	8	NA	NA	NA	NA	3	22	7.3	0
1969	Miami	13	79	35	114	1	3	27	9.0	0
1970	Miami	14	96	49	145	0	0	0	0.0	0
1971	Miami	14	86	40	126	0	1	16	16.0	0
1972	Miami	14	72	74	146	0	2	17	8.5	0
1973	Miami	13	91	71	162	2	0	0	0.0	0
1974	Miami	13	51	49	100	0	2	29	14.5	0
1975	Miami	INJURED RESERVE								
1976	Miami	11	32	38	70	0	0	0	0.0	0
15-YEAR TOTALS		183	NA	NA	NA	3	32	312	9.8	0
MIAMI TOTALS		92	507	356	863	3	8	89	11.1	0


ADDITIONAL STATS

Sacks: 2 in 1969, 1 in 1971, 1 in 1972, 1 in 1973, 1 in 1976

Touchdowns: 1 fumble recovery in 1973

Kickoff Returns: 1 for 8 yards in 1962

Blocked Kicks: 1 PAT in 1976



LARRY CSONKA

Fullback

Born: December 25, 1946

College: Syracuse '68

NFL: 1968-74, 1976-79

Dolphins: 1968-74, 1979

Year Inducted: 1987




Larry Csonka ranks as the Dolphins' all-time leading rusher with 1,506 carries for 6,737 yards (4.5 average) and 53 TDs. A five-time Pro Bowl selection, he put together three consecutive 1,000-yard seasons (1971-73) as Miami advanced to the Super Bowl each year. Csonka shined in those three Super Bowls, averaging 6.3 yards a carry and going over 100 yards rushing in two of them. Originally drafted in the first round out of Syracuse in 1968, he was named the MVP of Super Bowl VIII after carrying 33 times for 145 yards and two touchdowns as the Dolphins steamrolled the Minnesota Vikings, 24-7, for their second straight NFL title. Called a "modern-day Bronko Nagurski" by Dolphin coach Don Shula, "Zonk" also played three seasons with the N.Y. Giants (1976-78) and one year with the Memphis Southmen of the World Football League (1975). His career rushing totals in the NFL, which place him 25th on the league's all-time rushing list, are: 1,891 carries for 8,081 yards (4.3 average) and 64 TDs. He was elected to the Hall of Fame in his second year of eligibility. In 1990, he also was voted the fullback on the Dolphins' Silver Anniversary all-time team and was named as a running back on the Super Bowl Silver Anniversary all-time team. On November 19, 1990, he was enshrined on the Dolphin Honor Roll at Pro Player Stadium. Csonka will be further honored during the 2002 season when his number 39 is retired by the team during halftime ceremonies on December 9, 2002, becoming the third Dolphin to have his number retired.

LARRY CSONKA'S CAREER STATISTICS

YEAR	TEAM	G-S	ATT.	RUSHING			TD	RECEIVING			
				YDS.	AVG.	LG		NO.	YDS.	LG	TD
1968	Miami	11-11	138	540	3.9	40	6	11	118	65	1
1969	Miami	11-11	131	566	4.3	54t	2	21	183	42	1
1970	Miami	14-14	193	874	4.5	53	6	11	94	54	0
1971	Miami	14-14	195	1051	5.4	28	7	13	113	25	1
1972	Miami	14-14	213	1117	5.2	45	6	5	48	14	0
1973	Miami	14-14	219	1003	4.6	25	5	7	22	9	0
1974	Miami	12-12	197	749	3.8	24	9	7	35	11	0
1975	Memphis*	7-NA	99	421	4.3	—	1	5	54	—	1
1976	N.Y. Giants	12-12	160	569	3.6	13	4	6	39	14	0
1977	N.Y. Giants	14-14	134	464	3.5	15	1	2	20	12	0
1978	N.Y. Giants	14-13	91	311	3.4	12	6	7	73	23	0
1979	Miami	16-16	220	837	3.8	22	12	16	75	18	1
MIAMI TOTALS		106-106	1506	6737	4.5	54t	53	91	688	65	4
GIANTS TOTALS		40-39	385	1344	3.5	15	11	15	132	23	0
NFL TOTALS		146-145	1891	8081	4.3	54t	64	106	820	65	4
PLAYOFFS		12-12	225	891	4.0	49	9	4	26	16	1

* stats with WFL Memphis not included in career totals



BOB GRIESE

Quarterback

Born: February 3, 1945

College: Purdue '67

NFL: 1967-80

Dolphins: 1967-80

Year Inducted: 1990



He was unquestionably the "thinking man's quarterback." Bob Griese, renowned for his poised leadership and ingenious play-calling, sustained the Dolphin offense with a flair for winning from 1967-80.

The bespectacled quarterback became the 14th passer in the NFL's exclusive 25,000-yard club in 1980. On the same day he reached that milestone, he suffered a shoulder injury which ultimately forced his retirement on June 25, 1981. His No. 12 jersey became the first to be retired May 6, 1982, in ceremonies at the Dolphins' annual awards banquet. In 1990, he was also voted the quarterback on the Dolphins' Silver Anniversary all-time team, and on Nov. 19, 1990, he was enshrined on the Dolphin Honor Roll at Pro Player Stadium.

He had a .698 winning percentage (91-39-1) under Coach Don Shula. "Cornerstone of the franchise," Dolphin founder Joe Robbie called him. He was a consensus All-Pro quarterback in 1971 and 1977, made six appearances in the Pro Bowl and was voted the team's Most Valuable Player six times by South Florida media.

After becoming eligible for induction into the Hall of Fame in 1985, Griese was named as a finalist all five years before being elected to the Hall of Fame in 1990.

"He's probably the most unselfish guy I've ever been around," Shula said. "He got as much of a thrill calling the right running play for a touchdown as he did connecting on a bomb. That's just his makeup."

BOB GRIESE'S CAREER STATISTICS

YEAR	TEAM	G-S	ATT.	COMP.	YDS.	PCT.	TD	INT.	LG	TKLD.
1967	Miami	12-11	331	166	2005	50.2	15	18	68t	25/240
1968	Miami	13-13	355	186	2473	52.4	21	16	50t	43/372
1969	Miami	9-9	252	121	1695	48.0	10	16	53t	33/289
1970	Miami	14-14	245	142	2019	58.0	12	17	54t	31/282
1971	Miami	14-13	263	145	2089	55.1	19	9	86t	23/248
1972	Miami	6-5	97	53	638	54.6	4	4	39	7/45
1973	Miami	13-13	218	116	1422	53.2	17	8	46	11/75
1974	Miami	13-13	253	152	1968	60.1	16	15	54	27/202
1975	Miami	10-10	191	118	1693	61.8	14	13	79t	16/31
1976	Miami	13-13	272	162	2097	59.6	11	12	47t	30/266
1977	Miami	14-14	307	180	2252	58.6	22	13	73t	36/303
1978	Miami	11-9	235	148	1791	63.0	11	11	63t	18/165
1979	Miami	14-12	310	176	2160	56.8	14	16	51	26/223
1980	Miami	5-3	100	61	790	61.0	6	4	54	9/89
TOTALS		161-152	3429	1926	25092	56.2	192	172	86t	335/2930
PLAYOFFS		12-11	208	112	1467	53.8	10	12	75t	15/152



JIM LANGER

Center

Born: May 16, 1948

College: S. Dakota State '70

NFL: 1970-81

Dolphins: 1970-79

Year Inducted: 1987



Jim Langer was the anchor of the Miami offensive line during the Dolphins' championship years of the 1970s. Coming out of South Dakota State in 1970, he was signed as a free agent by Cleveland but was released on the final cut. Langer was picked up on waivers by the Dolphins and, after spending most of the year on the taxi squad, played in the final five games of 1970, mainly on special teams. After serving as a backup at center the following season, in 1972 he won the starting job, which he would hold until sidelined with a knee injury in 1979. A consensus All-Pro from 1973-77, Langer was a six-time Pro Bowl selection (five times as a starter). He played in a club-high 128 straight games during his career and also had a team-record 109 consecutive starts (a record since broken by Richmond Webb in 1997). Voted the team's Most Valuable Player by South Florida media in 1975, Langer also holds the distinction of having played every offensive down in the Dolphins' perfect 1972 season. Wanting to spend the final years of his career near his Royalton, Minn., home, at his own request Langer was traded to the Minnesota Vikings in 1980, where he played for two seasons (1980-81). He was elected to the Hall of Fame in his first year of eligibility. In addition, on November 19, 1990, he was enshrined on the Dolphin Honor Roll at Pro Player Stadium.



LARRY LITTLE

Guard

Born: November 2, 1945

College: Bethune-Cookman '67

NFL: 1967-80

Dolphins: 1969-80

Year Inducted: 1993



A rumbling giant in the Dolphin trenches for 12 seasons, Larry Little's very presence in leading a sweep was an intimidating force in a Miami running attack which led the NFL during the 1970s at 2,372 yards per season. Coming out of Bethune-Cookman in 1967, Little entered the NFL as an undrafted free agent with the San Diego Chargers for a \$750 bonus. He was traded to the Dolphins on July 2, 1969, in exchange for Miami cornerback Mack Lamb, a former high school teammate. After having started just four games during his two seasons with the Chargers, Little emerged with the Dolphins and played in 158 regular season games with 152 starting assignments. He also started 12 playoff games for Miami and was a key ingredient of the Dolphins' back-to-back Super Bowl championship teams of 1972 and '73. Little earned All-Pro honors six times (1971-75 and 1977) and was a Pro Bowl selection on four occasions (1971-74). He was the first player in league history to be named as AFC Offensive Lineman of the Year three straight seasons (1970-72) by the NFL Players' Association. Little, who anchored the offensive line which helped set a then-NFL record with 2,960 rushing yards during the Dolphins' "perfect season" in 1972, was named by the National 1,000-Yard Club as the league's Outstanding Blocker for the '72 campaign. A native Floridian, Little was the first Dolphin player inducted into the Florida Sports Hall of Fame, on March 6, 1978. In 1990, he was voted as a guard on the Dolphins' Silver Anniversary all-time team. Little was elected into the Hall of Fame in his eighth year of eligibility after having been a finalist on three occasions. On December 13, 1993, he was enshrined on the Dolphin Honor Roll at Pro Player Stadium.



DWIGHT STEPHENSON

Center

Born: November 20, 1957

College: Alabama '80

NFL: 1980-87


Dolphins: 1980-87

Year Inducted: 1998



Dwight Stephenson spent his entire career with the Dolphins, and was considered by many to be the "best at his position ever" in the NFL. He was selected to five straight Pro Bowls (1983-87), and earned starting honors in four of those contests (1983-86). His four Pro Bowl starts is tied for the third-most in team history. Stephenson anchored an offensive line which allowed the fewest sacks in the NFL each of his seasons as a starter and enabled Miami quarterback Dan Marino to set numerous passing records. His playing career ended prematurely after suffering torn anterior cruciate and lateral collateral ligaments in his left knee against the New York Jets on December 7, 1987, when he was hit unexpectedly by Marty Lyons on a New York fumble return. Stephenson's greatest honor during his playing days came in 1985 when he was selected as the Miller Lite/NFL Man of the Year for his work in charity and community projects, the first Dolphin to win that award. Stephenson also served as an Assistant Offensive Line Coach on Don Shula's Dolphin staff in 1992. Before joining the Dolphins as a second round draft choice in 1980, he had an outstanding college career at Alabama, where he was called "the greatest center I have ever



coached" by the late Paul "Bear" Bryant. He was elected to the Pro Football Hall of Fame in his sixth year of eligibility after having been a finalist on five occasions. In 1990, he also was voted as the center on the Dolphins' Silver Anniversary all-time team, and on December 12, 1994, he was enshrined on the Dolphin Honor Roll at Pro Player Stadium.



PAUL WARFIELD

Wide Receiver

Born: November 28, 1942
College: Ohio State '64
NFL: 1964-74, 1976-77
Dolphins: 1970-74
Year Inducted: 1983


Paul Warfield sandwiched two stints with the Cleveland Browns around a five-year career with the Dolphins. After spending his first six seasons in the NFL with the Browns (1964-69), Warfield was acquired by Miami in January of 1970 in exchange for a first-round pick in the upcoming draft. In his five seasons with the Dolphins, Warfield had 156 receptions for 3,355 yards (21.5 average) and 33 TDs – good enough to place him 16th on the team's all-time receiving list. A member of both the '72 and '73 Super Bowl championship teams, he was selected to play in the Pro Bowl all five years he was with the Dolphins (once as a starter), in addition to being named to the AFC squad twice with the Browns. Warfield, one of two Dolphins (along with Mark Ingram) in the team's history to score four touchdowns in one game, also played one season with the Memphis Southmen of the World Football League (1975) before finishing his career with Cleveland (1976-77). His career receiving totals in the NFL are: 427 receptions for 8,565 yards (20.1 average) and 85 TDs. His 85 touchdown catches is tied for the eighth highest career total in NFL history. He was elected to the Hall of Fame in his first year of eligibility. In 1990, he also was voted as a wide receiver on the Dolphins' Silver Anniversary all-time team, and on November 19, 1990, he was enshrined on the Dolphin Honor Roll at Pro Player Stadium.

PAUL WARFIELD'S CAREER STATISTICS

YEAR	TEAM	G-S	NO.	YDS.	AVG.	LG	TD
1964	Cleveland	14-NA	52	920	17.7	62t	9
1965	Cleveland	1-NA	3	30	10.0	13	0
1966	Cleveland	14-NA	36	741	20.6	51	5
1967	Cleveland	14-NA	32	702	21.9	49t	8
1968	Cleveland	14-NA	50	1067	21.3	65t	12
1969	Cleveland	11-NA	42	886	21.1	82t	10
1970	Miami	14-14	28	703	25.1	54	6
1971	Miami	12-11	43	996	23.2	86t	11
1972	Miami	14-14	29	606	20.9	47	3
1973	Miami	14-14	29	514	17.7	45	11
1974	Miami	14-14	27	536	19.9	54	2
1975	Memphis*	10-NA	25	422	16.9	44t	3
1976	Cleveland	14-14	38	613	16.1	37t	6
1977	Cleveland	14-9	18	251	13.9	52t	2
MIAMI TOTALS		68-67	156	3355	21.5	86t	33
CLEVELAND TOTALS		96-NA	271	5210	19.2	82t	52
NFL TOTALS		164-NA	427	8565	20.1	86t	85
MIAMI PLAYOFFS		11-11	34	717	21.1	75t	4
CLEVELAND PLAYOFFS		7-7	24	404	16.8	56	1
PLAYOFF TOTALS		18-18	58	1121	19.3	75t	5

*stats with WFL Memphis not included in career totals

RETIRED JERSEY #12



Bob Griese's No. 12 jersey became the first Dolphin number to be retired, on May 6, 1982, in ceremonies at the Dolphins' annual awards banquet.

No other player in the history of the Dolphins, either before or after Griese, wore No. 12 in regular season play.

Griese was further recognized when he was elected to the Pro Football Hall of Fame in 1990.

For a full bio of Griese, please see the Hall of Fame section of the media guide.

RETIRED JERSEY #13



DAN MARINO

Quarterback


Born: 9/15/61

College: Pittsburgh '83

NFL: 1983-99

Dolphins: 1983-99

Year Jersey Retired: 2000



PRO CAREER

Dan Marino's number 13 jersey became the second Dolphin uniform number to be retired, on Sunday, September 17, 2000, at halftime of the Dolphins-Baltimore Ravens game at Pro Player Stadium . . . He was also inducted into the Dolphin Honor Roll on that date . . . The only other Dolphin player to wear No. 13 was safety Jake Scott, who wore that number from 1970 through 1975 . . . Marino will be eligible to be inducted into the Pro Football Hall of Fame with the Class of 2005 . . . He announced his retirement on March 13, 2000 . . . Marino ranks among the NFL's all-time top ranked passers . . . In his 17-year career, Marino played in 242 games (240 starts) and he is 4967-8358 (59.4%) for 61,361 yards, 420 touchdowns, and 252 interceptions for an 86.4 passing efficiency rating, which ranks fourth among the all-time passing leaders . . . Marino holds 38 Dolphins regular season team records (50 overall, including playoffs) and is tied for four others (six, including playoffs) . . . He holds 24 NFL regular season records and is tied for five others . . .

RECORD WHEN MARINO . . .

(Regular Season)

Threw 0 Touchdowns.....	16-23	Was Not Intercepted	62-23
Threw 1 Touchdown.....	45-31	Was Intercepted	85-72
Threw 2 Touchdowns.....	45-20	Played on Grass.....	108-54
Threw 3 Touchdowns.....	25-16	Played on Turf	39-41
Threw 4 Touchdowns.....	12-3	Played in Domes	15-14
Threw 5 Touchdowns	4-1	Played on Monday Night	19-18
Threw 6 Touchdowns.....	0-1	Played on Sunday Night	11-4
Threw at least 1 TD	131-72	Played on Thursday Night.....	1-0
Was Not Sacked	68-33	Played in Prime Time	31-22
Was Sacked.....	79-62	Played in Overtime.....	7-8
Rushed for a Touchdown.....	7-2		

AMONG NFL LEADERS: With a career passing efficiency of 86.4, Marino currently ranks fourth on the all-time list of passers, behind only Steve Young, who has a career rating of 97.6, Joe Montana, who has a career rating of 92.3, and Brett Favre, who has a career rating of 86.8 . . . Marino also ranks in various categories among the league's overall quarterback leaders in his 17 seasons (1983-99) in the NFL:

TOP TEN NFL ALL-TIME LEADING PASSERS

PLAYER	YRS.	ATT.	COMP.	PCT.	YDS.	TD	INT.	RATING
Steve Young	15	4149	2667	64.3	33,124	232	107	96.8
Joe Montana	15	5391	3409	63.2	40,551	273	139	92.3
Brett Favre	11	5442	3311	60.8	38,627	287	172	86.8
DAN MARINO	17	8358	4967	59.4	61,361	420	252	86.4
Peyton Manning	4	2226	1357	61.0	16,418	111	81	85.1
Mark Brunell	8	3145	1897	60.3	22,521	125	79	85.0
Jim Kelly	11	4779	2874	60.1	35,467	237	175	84.4
Roger Staubach	11	2958	1685	57.0	22,700	153	109	83.4
Brad Johnson	10	2380	1466	61.6	16,379	92	68	83.1
Rich Gannon	13	3,295	1,949	59.2	22,256	145	88	83.1

TOP FIVE NFL LEADERS, MARINO'S 17 SEASONS (1983-99)

PASSES

DAN MARINO, MIA	8,358
John Elway, Den	7,250
Warren Moon, Hou/Minn/Sea/K.C.	6,789
Boomer Esiason, Cin/NYJ/Ariz	5,205
Dave Krieg, Sea/KC/Det/Ari/Chi/Tenn.....	5,119

COMPLETIONS

DAN MARINO, MIA	4,967
John Elway, Den	4,123
Warren Moon, Hou/Minn/Sea/K.C.	3,973
Dave Krieg, Sea/KC/Det/Ari/Chi/Tenn	2,991
Boomer Esiason, Cin/NYJ/Ariz.....	2,969

PASSING YARDAGE

DAN MARINO, MIA	61,361
John Elway, Den	51,475
Warren Moon, Hou/Minn/Sea/K.C.	49,117
Boomer Esiason, Cin/NYJ/Ariz	37,920
Dave Krieg, Sea/KC/Det/Ari/Chi/Tenn.....	36,803

TD PASSES

DAN MARINO, MIA	420
John Elway, Den	300
Warren Moon, Hou/Minn/Sea/K.C.	290
Dave Krieg, Sea/KC/Det/Ari/Chi/Tenn	252
Boomer Esiason, Cin/NYJ/Ariz.....	247

Marino also is among the winningest-ever quarterbacks in NFL regular season history, ranking second in all time regular season victories as a starter . . . His 16-13 overtime win vs. Tennessee on Sept. 7, 1997 tied him with Fran Tarkenton for second place on the all-time win list, and his 17-14 victory versus Kansas City on Oct. 5, 1997 moved him into sole possession of second place, trailing only Denver's John Elway:

MOST ALL-TIME VICTORIES BY NFL STARTING QUARTERBACKS (Regular Season)

PLAYER	TEAMS	NFL SEASONS	W-L-T	PCT.
1. John Elway	Denver	16	148-82-1	.643
2. DAN MARINO	MIAMI	17	147-93-0	.613
3. Fran Tarkenton	Minn./N.Y. Giants	18	125-109-6	.533

In his career, with 8,358 attempts, Marino ranks first in NFL history in pass attempts, breaking Fran Tarkenton's NFL record of 6,467 attempts on Dec. 11, 1995 vs. Kansas City . . . Marino tied Tarkenton's record with a two yard completion to Eric Green in the fourth quarter of that game and broke the record with an incomplete pass intended for Randal Hill later in that quarter . . . With 4,967 pass completions, Marino ranks first in NFL history in completions, breaking Fran Tarkenton's NFL record of 3,686 completions on Oct. 8, 1995 vs. Indianapolis . . . Marino tied Tarkenton's record with a five yard touchdown pass to Irving Spikes in the first quarter of that game and broke the record with a six-yard completion to Keith Byars in the second quarter . . . With 61,361 yards passing, Marino ranks first in NFL history in total yards passing, breaking Fran Tarkenton's NFL record of 47,003 passing yards on Nov. 12, 1995 vs. New England on a nine-yard completion to Irving Fryar in the first quarter . . . With 420 touchdown passes, Marino ranks first in NFL history in touchdown passes, breaking Tarkenton's NFL record of 342 TD passes with a six-yard TD pass to Keith Byars in the second quarter on Nov. 26, 1995 at Indianapolis . . . Marino tied Tarkenton's record with a four-yard touchdown pass to O.J. McDuffie in the third quarter on Nov. 20 vs. San Francisco . . .

ATTEMPTS AND COMPLETIONS: Suffered just 32 sub-50 percent completion percentage games in his 242 regular season games (240 starts) . . . The Dolphins were 10-22 in those 32 games . . . Including playoffs, completed less than half his passes 37 times in 260 games (258 starts), and the Dolphins were 10-27 in those games . . . Marino led the NFL in pass attempts five different seasons (1984, 1986, 1988, 1992, 1997), and in 1997 set a new NFL record for most seasons leading the league in pass attempts (five) . . . He had been tied for the previous record (four seasons) with Sammy Baugh (1937, 1943, 1947-48), Johnny Unitas (1957, 1959-61), and George Blanda (1953, 1963-65) . . . Marino led the NFL in pass completions six times in his career (1984-86, 1988, 1992, 1997), and in 1997 set a new NFL record for most years leading the league in pass completions (six) . . . He had been tied for the previous record (five seasons) with Sammy Baugh (1937, 1943, 1945, 1947-48) . . .

YARDAGE: Marino's 61,361 yards passing rank first on the NFL's all-time career passing yardage list . . . On Oct. 17, 1999 at New England, Marino's eight yard pass to Tony Martin (his only completion of the game) made him the first quarterback in NFL history to pass for 60,000 career yards . . . On Nov. 12, 1995 vs. New England, with a nine-yard completion to Irving Fryar in the first quarter, Marino passed Fran Tarkenton (47,003 career passing yards), breaking Tarkenton's NFL record for most career passing yards and moving into first place on the NFL all-time career passing yardage list:

NFL CAREER PASSING YARDAGE LEADERS

1. DAN MARINO61,361 (17)	11. Boomer Esiason37,920 (14)
2. John Elway51,475 (16)	12. Jim Kelly35,467 (11)
3. Warren Moon49,325 (17)	13. Jim Everett34,837 (12)
4. Fran Tarkenton47,003 (18)	14. Jim Hart34,665 (18)
5. Dan Fouts43,040 (15)	15. Steve DeBerg34,241 (17)
6. Joe Montana40,551 (16)	16. John Hadl33,503 (16)
7. Johnny Unitas40,239 (18)	17. Phil Simms33,462 (14)
*8. Vinny Testaverde39,059 (15)	18. Steve Young33,124 (15)
*9. Brett Favre38,627 (11)	19. Troy Aikman32,942 (12)
10. Dave Krieg38,151 (19)	20. Ken Anderson32,838 (16)

() - number of years played

* - active players

Listed below is a list of the receivers who caught Marino's passes and their reception yards (including Marino himself, who caught a deflected pass for minus-six yards vs. New England on Nov. 12, 1995, as well as offensive lineman Keith Sims, who caught a deflected pass for nine yards at N.Y. Jets on Sept. 29, 1991):

MARINO'S 61,361 CAREER YARDS BY RECEIVER

(80 different individuals)

Mark Duper492-8475	Stanley Pritchett72-608	Brian Manning7-85
Mark Clayton538-8468	Charles Jordan34-600	Marc Logan11-83
O.J. McDuffie336-4159	Bobby Humphrey54-507	John Avery10-67
Irving Fryar146-2313	Karim Abdul-Jabbar69-463	Joe Carter10-59
Tony Martin136-2200	Eric Green40-453	Robert Clark3-59
Jim Jensen217-2051	Randal Hill22-451	Duriel Harris6-54
Tony Nathan222-2046	Gary Clark31-446	J.J. Johnson7-46
Nat Moore153-2046	Jerris McPhail37-338	Ronnie Williams4-45
Bruce Hardy167-1565	Scott Schwedes16-326	Hunter Goodwin7-41
Fred Banks98-1544	Greg Baty28-319	David Overstreet4-26
Ferrell Edmunds112-1517	Andre Brown19-312	Garrett Limbrick4-23
Keith Jackson112-1412	Sammie Smith32-310	Cleveland Gary2-19
Troy Stradford157-1362	Brett Perriman18-297	Autry Denson3-18
Troy Drayton107-1308	Ed Perry38-293	Charles Henry2-17
Oronde Gadsden126-1226	Mike Williams18-258	Brian Kinchen2-15
Bernie Parmalee124-1180	Mark Higgs31-247	Brett Carolan2-14
Lamar Thomas78-1125	Aaron Craver26-242	Roosevelt Potts2-14
Tony Paige140-1115	Woody Bennett30-236	Kevin McKenzie1-13
Lorenzo Hampton121-938	Yatil Green17-221	Keith Sims1-9
James Pruitt56-918	Scott Miller13-186	Robert Wilson3-8
Dan Johnson82-901	James Saxon31-178	Nuu Faaola1-8
Keith Byars109-883	Jimmy Cefalo17-177	Cecil Collins2-5
Terry Kirby84-846	Irving Spikes19-159	Dewayne Dotson1-4
Ron Davenport91-796	Rob Konrad17-155	Frank Wainright1-2
Joe Rose52-765	Tom Brown14-123	Ron Moore1-1
Fred Barnett51-701	Nate Jacquet8-122	Dan Marino1--6
Mark Ingram55-647	Vince Heflin6-98	

When Marino passed the 60,000-yard mark, that is the equivalent to passing more than 34 miles . . . That is more than the following (courtesy USA Today):

- 163 trips up and down the Washington Monument (34.2 miles)
- 600 football fields from goal line to goal line (34.1 miles)
- The length of the English Channel Tunnel (31 miles)
- Five Mount Everests (27.5 miles)
- Distance between Miami and Ft. Lauderdale (27 miles)
- A marathon (26.2 miles)
- The ozone layer (25 miles)

Marino reached the 50,000, 40,000 and 30,000 yards passing plateaus faster than any quarterback in NFL history:

GAMES NEEDED FOR 50,000 PASSING YARDS

NAME	FIRST SEASON	BORN	DATE TO REACH 50,000 YARDS	GAMES TO REACH 50,000 YARDS	CAREER PASS YARDS
DAN MARINO	1983	9/5/61	10/10/96	193	61,361
John Elway	1983	6/28/60	11/22/98	229	51,475

GAMES NEEDED FOR 40,000 PASSING YARDS

NAME	FIRST SEASON	BORN	DATE TO REACH 40,000 YARDS	GAMES TO REACH 40,000 YARDS	CAREER PASS YARDS
DAN MARINO	1983	9/5/61	9/12/93	153	61,361
Warren Moon	1984	11/18/56	11/5/95	165	49,325
Dan Fouts	1973	6/10/51	12/7/86	168	43,040
John Elway	1983	6/28/60	11/5/95	183	51,475
Joe Montana	1979	6/11/56	11/27/94	190	40,551
Johnny Unitas	1956	5/7/33	9/30/73	210	40,239
Fran Tarkenton	1961	2/3/40	10/24/76	214	47,003

GAMES NEEDED FOR 30,000 PASSING YARDS

NAME	FIRST SEASON	BORN	DATE TO REACH 30,000 YARDS	GAMES TO REACH 30,000 YARDS	CAREER PASS YARDS
DAN MARINO	1983	9/5/61	11/25/90	114	61,361
Warren Moon	1984	11/18/56	11/15/92	125	49,325
Brett Favre*	1991	10/10/69	12/12/99	126	38,627
Dan Fouts	1973	6/10/51	12/11/83	131	43,040
Jim Everett	1986	1/3/63	11/19/95	134	34,937
Jim Kelly	1986	2/14/60	9/17/95	135	35,467
Johnny Unitas	1956	5/7/33	9/24/67	141	40,239
Dave Krieg	1980	10/20/58	11/14/93	143	38,151
John Elway	1983	6/28/60	12/20/92	144	51,475
Phil Simms	1979	11/3/55	9/13/92	146	33,462
Joe Montana	1979	6/11/56	11/19/89	147	40,551
Boomer Esiason	1984	4/7/61	9/25/94	147	37,920
Vinny Testaverde*	1987	11/13/63	10/19/98	148	39,059
Troy Aikman	1989	11/21/66	11/25/99	149	32,942
Steve Young	1985	10/11/61	10/11/98	156	33,124
Fran Tarkenton	1961	2/3/40	11/12/72	162	47,003
Ken Anderson	1971	2/15/49	11/28/83	167	32,838
Jim Hart	1966	4/29/44	9/21/80	168	34,665
Norm Snead	1961	7/31/39	10/26/75	172	30,797
John Hadl	1962	2/15/40	11/17/74	177	33,513
Steve DeBerg	1978	1/19/54	10/28/91	177	34,241
John Brodie	1957	8/14/35	10/8/72	184	31,548
Sonny Jurgensen	1957	8/23/34	10/22/72	189	32,224

* – active players

Marino is the only quarterback in NFL history to have six 4,000-yard seasons (1984-86, 1988, 1992, 1994) . . . Warren Moon (four, 1990-91, 1994-95), Dan Fouts (three, 1979-81), Brett Favre (three, 1995, 1998-99), Peyton Manning (three, 1999-2001), Drew Bledsoe (two, 1994, 1996), Steve Young (two, 1993, 1998), and Kurt Warner (two, 1999, 2001) are the only other QBs to have multiple 4,000-yard seasons . . . Along with Fouts and Manning, he is the only other QB to pass for 4,000 yards in three straight seasons (1984-86) . . . Marino passed for 3,000 or more yards 13 times (1984-92, 1994-95, 1997-98) in his 17 seasons in the NFL . . . When he went over the 3,000-yard passing mark on Dec. 21, 1998 vs. Denver, it marked the 13th time he passed for 3,000 or more yards, breaking his tie with John Elway and re-setting the NFL record for most 3,000 yard seasons . . . Marino originally set the record for most 3,000 yard seasons in 1991, his eighth year of passing for 3,000 or more yards before Elway tied that record in 1996 . . . Before setting that NFL record, Marino had been tied with Joe Montana (1981, 1983-85, 1987, 1989-90) for the previous record of seven 3,000-yard seasons . . . Marino extended that mark to 11 seasons before being tied by Elway in 1996, and Marino now holds the NFL record alone by extending that mark to 13 seasons:

NFL LEADERS, MOST 3,000 YARD PASSING SEASONS

NAME	YEARS WITH 3,000 YARDS	SEASONS WITH 3,000 YARDS	NFL SEASONS	CAREER PASS YARDS
DAN MARINO	13	1984-92, 94-95, 97-98	17	61,361
John Elway	12	1985-91, 93-97	17	49,325
Brett Favre	10	1992-2001	11	38,627
Warren Moon	9	1984, 86, 89-91, 93-95, 97	16	49,117
Joe Montana	8	1981, 83-85, 87, 89-90, 94	14	40,551
Jim Kelly	8	1986, 88-89, 91-95	11	35,467
Drew Bledsoe	7	1994-2000	9	29,657
Boomer Esiason	7	1985-90, 93	14	37,920
Jim Everett	7	1988-92, 94-95	12	34,837

Marino led the NFL in passing yards five times during a season, having accomplished that feat in 1984-86, 1988, and 1992 . . . Marino tied the NFL record for most seasons leading the league in passing yardage (five) with Sonny Jurgensen (1961-62, 1966-67, 1969) . . . Marino had 13 career 400-yard games (15, including playoffs) and the Dolphins were 8-5 in those 13 games (9-6 overall, including the playoffs) . . . Marino had 63 career regular season 300-yard games (67, including playoffs), and the Dolphins were 37-26 in those 63 300-yard games (38-29 overall, including playoffs) . . . Marino's 63 career 300-yard passing games extended his own NFL record for most career 300-yard passing games . . . He broke Dan Fouts' former NFL record of 51 career 300-yard games on Dec. 3, 1995 vs. Atlanta when Marino had 343 yards passing, the 52nd regular season game of 300 or more yards passing in his career . . . Marino tied Fouts' record of 51 regular season career 300-yard games when he had 333 yards passing on Nov. 12, 1995 vs. New England . . . Marino owns the top 11 and 42 of the top 50 passing yardage games in Dolphins history as well as 67 of the 80 300-yard passing games in club history . . .

TOUCHDOWN PASSES: Marino's first touchdown pass on Nov. 26, 1995 at Indianapolis, a six-yard TD pass to Keith Byars with 13:54 elapsed in the second quarter, was Marino's 343rd TD pass of his career, breaking Fran Tarkenton's former NFL record of most career touchdown passes (342), making Marino the league's all-time leader in career TD passes . . . Marino tied Tarkenton's record vs. San Francisco on November 20, 1995, with a four-yard TD pass to O.J. McDuffie in the third quarter . . . On Nov. 29th, 1998 vs. New Orleans, Marino's seven-yard touchdown pass to O.J. McDuffie was the 400th TD pass of his career, becoming the first quarterback in NFL history to throw for 400 touchdown passes . . . Marino recorded 420 career touchdown passes:

TOP TWENTY, CAREER TOUCHDOWN PASSES

1. DAN MARINO420 (17)	11. Boomer Esiason247 (14)
2. Fran Tarkenton342 (18)	12. John Hadl.....244 (16)
3. John Elway300 (16)	*13. Vinny Testaverde241 (15)
4. Warren Moon.....291 (17)	14. Len Dawson.....239 (19)
5. Johnny Unitas.....290 (18)	15. Jim Kelly237 (11)
*6. Brett Favre.....287 (11)	16. George Blanda.....236 (26)
7. Joe Montana.....273 (16)	17. Steve Young.....232 (15)
8. Dave Krieg.....261 (19)	18. John Brodie.....214 (16)
9. Sonny Jurgensen.....255 (18)	19. Y.A. Tittle.....212 (15)
10. Dan Fouts.....254 (15)	Terry Bradshaw.....212 (14)

() - number of years played * - active players

Marino reached the 300 and 200 touchdown passes plateaus faster than any quarterback in NFL history:

GAMES NEEDED FOR 300 TD PASSES

NAME	FIRST SEASON	BORN	DATE TO REACH 300 TD	GAMES TO REACH 300 TD	CAREER TD PASSES
DAN MARINO	1983	9/5/61	9/4/94	157	420
Fran Tarkenton	1961	2/3/40	11/14/76	217	342
John Elway	1983	6/28/60	11/27/98	234	300

GAMES NEEDED FOR 200 TD PASSES

NAME	FIRST SEASON	BORN	DATE TO REACH 200 TD	GAMES TO REACH 200 TD	PASSES TO REACH 200 TD	CAREER TD PASS
DAN MARINO	1983	9/15/61	9/17/89	89	3,152	420
Brett Favre	1991	10/10/69	11/15/98	107	3,545	287
Johnny Unitas	1956	5/7/33	10/31/65	121	*3,040	290
Jim Kelly	1986	2/14/60	12/11/94	132	3,920	237
Dave Krieg	1980	10/28/58	10/11/92	135	3,722	261
Fran Tarkenton	1961	2/3/40	11/29/70	137	*3,329	342
Joe Montana	1979	6/11/56	10/8/89	143	3,835	273
Dan Fouts	1973	6/10/51	11/18/84	143	4,245	254
Warren Moon	1984	11/18/56	9/25/94	145	4,662	291
Jim Everett	1986	1/3/63	11/10/96	149	4,712	203
Randall Cunningham	1985	3/27/63	9/10/00	150	4,105	207
Boomer Esiason	1984	4/17/61	11/6/94	151	4,063	247
John Hadl	1962	2/15/40	12/3/72	152	*3,558	244
Len Dawson	1957	6/20/35	10/18/71	153	*2,756	239
Steve Young	1985	10/11/61	9/27/98	154	3,628	232
Sonny Jurgensen	1957	8/23/34	10/26/69	156	*3,239	255
Vinny Testaverde	1987	11/13/63	12/19/68	158	4,565	241
Terry Bradshaw	1970	9/2/48	11/21/82	161	3,737	212
Y.A. Tittle	1950	10/24/26	12/15/63	164	*3,517	212
Roman Gabriel	1962	8/5/40	11/21/76	167	4,406	201
John Elway	1983	6/28/66	10/10/95	176	5,444	300
John Brodie	1957	8/14/35	12/19/71	180	*4,170	214
Jim Hart	1966	4/29/44	10/25/80	187	4,879	209
George Blanda	1949	9/17/27	9/10/66	202	*3,526	236

* – estimated

MARINO'S 420 CAREER TOUCHDOWN PASSES

BY TARGETS

(51 different individuals)

Mark Clayton79	Joe Rose8	Troy Stradford.....2
Mark Duper55	Keith Byars7	Woody Bennett2
O.J. McDuffie25	Lorenzo Hampton.....6	Ed Perry2
Nat Moore24	Tony Paige.....6	Scott Schwedes2
Jim Jensen19	Tony Nathan5	Irving Spikes2
Bruce Hardy16	Greg Baty4	Jerris McPhail1
Irving Fryar15	Fred Barnett4	David Overstreet.....1
Keith Jackson.....15	Andre Brown4	Brett Perriman1
Dan Johnson14	Stanley Pritchett4	Karim Abdul-Jabbar1
Tony Martin10	Ron Davenport4	Sammie Smith1
Ferrell Edmunds.....9	Charles Jordan3	Frank Wainright1
Oronde Gadsden9	Bernie Parmalee.....3	Robert Wilson1
James Pruitt8	Eric Green2	Brett Carolan1
Fred Banks8	Randal Hill2	John Avery1
Lamar Thomas.....8	Terry Kirby2	Bobby Humphrey1
Troy Drayton8	Jimmy Cefalo.....2	Vince Heflin1
Mark Ingram.....8	Gary Clark2	Rob Konrad1

BY QUARTERS

FIRST: 68 SECOND: 155 THIRD: 97 FOURTH: 99 OVERTIME: 1

BY LENGTH

YEAR	1-9 Yards	10-19 Yards	20-29 Yards	30-39 Yards	40-49 Yards	50-59 Yards	60-69 Yards	70-79 Yards	80-89 Yards	90-99 Yards	TOTAL
1983	7	5	4	0	1	0	2	0	1	0	20
1984	18	13	5	5	2	0	3	1	1	0	48
1985	12	7	4	1	2	1	3	0	0	0	30
1986	19	6	9	3	3	1	2	0	1	0	44
1987	11	5	5	2	1	2	0	0	0	0	26
1988	14	4	5	3	1	0	0	0	1	0	28
1989	9	7	1	1	3	0	2	1	0	0	24
1990	7	6	2	4	0	1	1	0	0	0	21
1991	12	6	2	3	2	0	0	0	0	0	25
1992	9	4	2	4	3	1	1	0	0	0	24
1993	1	1	2	1	1	1	0	0	1	0	8
1994	10	8	7	1	1	2	1	0	0	0	30
1995	13	2	5	1	1	1	1	0	0	0	24
1996	7	6	1	1	0	1	0	1	0	0	17
1997	5	2	6	2	1	0	0	0	0	0	16
1998	10	8	1	1	1	1	1	0	0	0	23
1999	6	2	2	2	0	0	0	0	0	0	12
TOTAL	170	92	63	35	23	12	17	3	5	0	420

BY STADIUM

Pro Player (Mia.)	155	Cinergy (Cin.)	5	Silverdome (Det.)	2
Orange Bowl (Mia.)	68	Mile High (Den.)	5	Astrodome (Hou.)	2
Giants (N.Y.)	30	Houlihan's (T.B.)	4	Trans World (St.L.)	2
RCA Dome (Ind.)	25	Three Rivers (Pitt.)	4	Soldier (Chi.)	2
Ralph Wilson (Buff.)	22	Oakland	4	Mil. County (G.B.)	2
Foxboro (N.E.)	20	L.A. Coliseum (L.A. Rai.)	3	Memorial (Balt.)	2
Qualcomm (S.D.)	10	Arrowhead (K.C.)	3	Texas (Dall.)	2
RFK (Wash.)	6	Busch (St.L.)	3	Sun Devil (Ariz.)	2
Cleveland	6	Veterans (Phil.)	3	Alltel (Jack.)	2
Lambeau (G.B.)	6	Metrodome (Minn.)	3	Kingdome (Sea.)	1
Anaheim (L.A. Rams)	5	Shea (N.Y.)	3	Georgia Dome (Atl.)	1
Superdome (N.O.)	5	3Com (S.F.)	2		

NOTE: Dan Marino threw at least one regular season touchdown pass in all but two current NFL stadiums (Ericsson Stadium and FedEx Field) which he visited . . . In addition, in post-season play, he had 12 TD passes in the Orange Bowl, nine at Pro Player Stadium, five at Rich Stadium, three at Qualcomm Stadium, and one TD pass at the Kingdome, Alltel Stadium, and Stanford Stadium.

Through his 17 seasons Marino averaged 24.7 touchdown passes per season and 1.74 TD passes per game he has played . . . Marino and the "Marks Brothers", Mark Clayton and Mark Duper, combined for the second and sixth (tied) most prolific quarterback to wide receiver scoring combinations in NFL history: Marino and Clayton combined for 79 touchdown passes, which ranks second in NFL history and had been the highest scoring duo until they were passed by Steve Young and Jerry Rice in 1998, while the Marino-to-Duper combination, with 55 touchdowns, ranks tied for sixth:

NFL ALL-TIME TOP QUARTERBACK-TO-RECEIVER SCORING COMBINATIONS

QUARTERBACK	RECEIVER	TEAM	SEASONS TOGETHER	TOUCHDOWNS
1. Steve Young	Jerry Rice	S.F.	1987-99	85
2. DAN MARINO	MARK CLAYTON	MIAMI	1983-92	79
3. Jim Kelly	Andre Reed	Buff.	1986-96	65
4. John Unitas	Raymond Berry	Balt.	1955-67	63
5. John Hadl	Lance Alworth	S.D.	1962-70	56
6. DAN MARINO	MARK DUPER	MIAMI	1983-92	55
Joe Montana	Jerry Rice	S.F.	1985-92	55
8. Sonny Jurgensen	Charley Taylor	Wash.	1964-74	53
9. Ken Anderson	Isaac Curtis	Cin.	1973-84	51

Marino also owns the top three marks for touchdown passes by a quarterback against a single opponent in NFL history:

MOST CAREER TOUCHDOWN PASSES AGAINST AN OPPONENT

NAME	TEAM	YEARS	OPPONENT	TOUCHDOWN PASSES
1. DAN MARINO	MIAMI	1983-99	N.Y. JETS	72
2. DAN MARINO	MIAMI	1983-99	IND./BAL.	54
3. DAN MARINO	MIAMI	1983-99	BUFFALO	50
4. John Hadl	S.D./L.A. Rams, G.B., Hou.	1962-77	Denver	43
5. DAN MARINO	MIAMI	1983-99	NEW ENGLAND	42
6. Joe Montana	S.F./K.C.	1979-94	Atlanta	38

In his career Marino threw at least one TD pass in 203 of his 242 regular-season games as well as in 16 of his 18 playoff games (219 of 260 overall):

MARINO'S GAMES WITH AT LEAST ONE TD PASS

YEAR	REGULAR SEASON	PLAYOFFS	OVERALL
1983	10 of 11	1 of 1	11 of 12
1984	16 of 16	3 of 3	19 of 19
1985	13 of 16	2 of 2	15 of 18
1986	16 of 16	—	16 of 16
1987	11 of 12	—	11 of 12
1988	13 of 16	—	13 of 16
1989	12 of 16	—	12 of 16
1990	14 of 16	2 of 2	16 of 18
1991	13 of 16	—	13 of 16
1992	13 of 16	2 of 2	15 of 18
1993	5 of 5	—	5 of 5
1994	14 of 16	2 of 2	16 of 18
1995	13 of 14	1 of 1	14 of 15
1996	10 of 13	—	10 of 13
1997	10 of 16	0 of 1	10 of 17
1998	14 of 16	1 of 2	15 of 18
1999	6 of 11	2 of 2	8 of 13
TOTALS	203 of 242	16 of 18	219 of 260

Overall in Marino's career, the Dolphins were 16-23 in the 39 regular season games in which Marino failed to throw a touchdown pass (and 16-25 in his 41 overall games, including playoffs) . . . Marino did not throw a touchdown pass in consecutive games only six times in his career . . . He never went three games in a row in his career without a TD pass . . . Marino had six career games of throwing five or more touchdown passes, and the Dolphins were 4-2 in those contests . . . Marino had 21 career games passing for four or more touchdowns, and

he was 16-5 in those 21 contests . . . When Marino threw for five touchdowns on September 4, 1994 vs. New England, it was the 18th time he threw for four or more touchdowns, breaking an NFL record he had shared with Johnny Unitas for most career games (17) throwing four or more touchdown passes . . . Overall in his career he threw three or more touchdowns in 62 games (67, including playoffs), and he was 41-21 in those contests (44-23 including post-season games) . . . Marino threw for 20 or more TD passes in 13 of his 17 years in the NFL . . . The only seasons when he failed to reach 20 TD passes came in 1999, 1997, 1996 and in 1993, a season when he played only five games due to injury . . . By throwing for 20 touchdown passes in 1998, he extended his own NFL record for most years throwing for 20 or more touchdown passes to 13 seasons . . . In 1991, Marino became the first quarterback in NFL history to throw 20 or more touchdown passes nine different times . . . He and Johnny Unitas had been tied for the old record as the only NFL quarterbacks ever to throw 20 or more touchdown passes in eight different seasons before Marino broke that mark with his ninth season of 20 or more touchdown passes; Marino accomplished his record-setting feat in his first nine seasons in the league, while Unitas played 18 seasons in the NFL:

NFL LEADERS, MOST SEASONS OF 20 OR MORE TOUCHDOWN PASSES

NAME	YEARS WITH 20-PLUS TDs	SEASONS WITH 20-PLUS TDs	NFL SEASONS	CAREER TOUCHDOWNS
DAN MARINO	13	1983-92, 94-95, 98	17	420
John Unitas	8	1957, 59-60, 62-63, 65-67	18	290
Brett Favre	8	1994-2001	11	287
John Hadl	7	1965-68, 70-71, 74	16	244
Fran Tarkenton	7	1962, 64, 67-69, 75, 78	18	342
Sonny Jurgensen	7	1961-62, 64, 66-67, 69-70	18	255
Jim Kelly	7	1986, 89-92, 94-95	11	237
Warren Moon	7	1987, 89-91, 93, 95, 97	17	291

Marino also is the only player in NFL history to throw 20 or more touchdown passes in his first ten NFL seasons and in ten consecutive seasons . . . Four times in his career (1984-86, 1994) Marino threw for 30 or more touchdowns, and he is second to Brett Favre (six, 1994-98, 2001) for the NFL record of most seasons throwing 30 or more touchdown passes . . . Marino is the only QB to throw 40 or more touchdowns in two different seasons (1984, 1986) . . .

TOTAL OFFENSE: With 61,361 yards passing along with 87 yards rushing, Marino had 61,448 yards in total offense (combined rushing and passing yards) in his career, and he is the all-time NFL leader in that category:

ALL-TIME NFL TOTAL OFFENSE LEADERS

NAME	TOTAL YARDS	PASSING YARDS	RUSHING YARDS	NFL SEASONS
1. DAN MARINO	61,448	61,361	87	17
2. John Elway	54,882	51,475	3,407	16
3. Warren Moon	51,061	49,325	1,736	17
4. Fran Tarkenton	50,677	47,003	3,674	18
5. Dan Fouts	43,516	43,040	476	15

INTERCEPTIONS: In his career, Marino did not throw an interception in 85 games (90, including playoffs) . . . The Dolphins were 62-23 in those 85 games in which he was not intercepted (66-24, including playoffs) . . . Overall in his career, Marino threw 30 interceptions that were returned for touchdowns, 29 in the regular season and one in the playoffs . . .

SACKS: For the first eight years of Marino's career (1983-90), the Dolphins allowed the fewest sacks in the NFL . . .

RUSHING AND RECEIVING: In his career, Marino rushed for a touchdown nine times in the regular season (ten, including playoffs): Dec. 27, 1998 at Atlanta, three yards; Dec. 12, 1994 vs. Kansas City, four yards; Sept. 26, 1993 at Buffalo, four yards; Dec. 15, 1991 at San Diego, 10 yards; Dec. 10, 1989 vs. New England, one yard; Oct. 15, 1989 at Cincinnati, one yard; Dec. 7, 1987 vs. N.Y. Jets, five yards; Nov. 20, 1983 vs. Baltimore, one yard; and Oct. 30, 1983 vs. L.A. Rams, two yards (and one playoff contest – Jan. 12, 1991 at Buffalo in AFC Divisional Playoff contest, two yards) . . . The Dolphins were 7-2 in those regular season contests (7-3 including playoff games) when Marino rushed for a touchdown . . . Marino caught one pass in his career, on Nov. 12, 1995 vs. New England, when he caught his own deflected pass for a six-yard loss . . .

SERVICE: On Sept. 13, 1999, at Denver Marino began his 17th year of service with the Dolphins adding to his club record for most seasons as a Dolphin . . . In 1998 he broke Bob Kuechenberg's former club record for most seasons as a Dolphin (15 seasons), which Kuechenberg originally set from 1970-84 . . . Marino played in 242 regular season games with Miami . . . Marino missed 23 games during his career due to injuries . . . Overall in those 23 games that he missed due to injury, the Dolphins were 12-11 . . .

NFL RECORDS: Overall, Marino holds 24 NFL regular season records and is tied for five others . . . In addition to the above records for attempts, completions, yardage and touchdowns, Marino holds NFL single season records for yards (5,084 in 1984) and touchdowns (48 in 1984) . . . Having led the NFL in attempts in 1984, 1986, 1988, 1992, and 1997, Marino set a new NFL record for most seasons leading the league in pass attempts (five) . . . He had previously been tied with three other quarterbacks (Sammy Baugh, Johnny Unitas, George Blanda) who led the NFL in that category four times each . . . Having led the NFL in completions from 1984-86, 1988, 1992 and 1997, Marino set a new NFL record for most seasons leading the league in pass completions (six) . . . He had previously been tied with Sammy Baugh, who led the NFL in that category in five seasons . . . Marino and Blanda (1963-65) are the only QBs to lead the NFL in completions three consecutive years . . . Having led the NFL in passing yards from 1984-86, 1988 and 1992, Marino joined Sonny Jurgensen as the only players to have led the NFL in passing yards in five seasons, and only Dan Fouts (1979-82) has led the league longer consecutively in yardage (four seasons) . . .

COMEBACKS: Over the course of Marino's 17-year career with the Dolphins, he brought the team back from a fourth quarter deficit a total of 37 times, with 21 fourth quarter triumphs at home and 16 on the road . . . Included in that total were three playoff games in which Marino led Miami back in the fourth quarter . . . Marino's total of 37 fourth quarter comeback wins does NOT include 13 additional games, (12 in the regular season and one in the playoffs), that Marino won when the Dolphins were tied (but never did trail) in the fourth quarter, ten at home (one playoff contest and nine regular season games) and three on the road; If those 13 fourth-quarter tied situations are included, then Marino led the Dolphins on a total of 50 game-winning drives (31 at home and 19 on the road) . . . With 37 fourth quarter comeback victories, Marino ranks second in that category: Denver's John Elway has 43 final period come-from behind wins:

ALL-TIME FOURTH QUARTER COMEBACK DRIVES

PLAYER	TEAMS	FOURTH QUARTER COMEBACK DRIVES
1. John Elway	Denver	43
2. DAN MARINO	MIAMI	37
3. Joe Montana	San Francisco, Kansas City	31
4. Jim Kelly	Buffalo	24

In Marino's 37 career fourth quarter comebacks, he completed 280 of 441 passes (63.5%) for 3,710 yards with 29 touchdowns and eight INTs in the final stanza for a rating of 104.4:

DAN MARINO'S FOURTH QUARTER COMEBACKS

DATE	OPPONENT	FOURTH QUARTER SCORE	FINAL SCORE	4th QTR. STATS C- A-YDS-T-I
11/4/84	at N.Y. Jets	14-17	31-17	5- 8- 99-1-0
11/11/84	PHILADELPHIA	14-17	24-23	3- 6- 19-0-0
10/6/85	PITTSBURGH	17-20	24-20	8-15-112-0-2
11/10/85	N.Y. JETS	14-17	21-17	6- 8- 99-1-1
12/8/85	at Green Bay	20-24	34-24	7-10-100-2-0
*1/4/86	CLEVELAND	17-21	24-21	4- 6- 60-0-0
11/16/86	at Buffalo	20-24	34-24	14-17-124-2-0
11/1/87	PITTSBURGH	21-24	35-24	6- 6-100-1-0
12/20/87	WASHINGTON	16-21	23-21	9-18-175-2-0
10/16/88	SAN DIEGO	17-28	31-28	5-11- 66-0-0
10/15/89	at Cincinnati	10-13	20-13	5- 7-111-0-0
11/19/89	at Dallas	10-14	17-14	3- 7- 42-0-0
9/9/90	at New England	20-24	27-24	4- 7- 31-1-1
10/7/90	N.Y. JETS	13-16	20-16	6- 9- 70-1-0
12/9/90	PHILADELPHIA	10-20	23-20 (OT)	13-25-152-1-0#

DAN MARINO'S FOURTH QUARTER COMEBACKS (Cont'd)

DATE	OPPONENT	FOURTH QUARTER SCORE	FINAL SCORE	4th QTR. STATS C- A-YDS-T-I
*1/5/91	KANSAS CITY	3-16	17-16	8- 8-101-2-0
9/22/91	GREEN BAY	6-13	16-13	5- 8- 75-0-0
11/24/91	at Chicago	3-13	16-13 (OT)	5-11- 62-1-1#
9/14/92	at Cleveland	20-23	27-23	9-13-121-0-0
9/27/92	at Seattle	12-17	19-17	7-14- 85-1-1
10/11/92	ATLANTA	14-17	21-17	6- 7- 91-0-0
11/22/92	HOUSTON	13-16	19-16	8-14- 86-0-0
12/20/92	N.Y. JETS	16-17	19-17	5-10-104-1-0
12/27/92	at New England	6-13	16-13 (OT)	7-11- 90-0-0#
9/5/93	at Indianapolis	17-20	24-20	9-13- 69-1-0
9/4/94	NEW ENGLAND	32-35	39-35	8-13-179-2-0
10/16/94	L.A. RAIDERS	10-17	20-17 (OT)	4- 9- 55-1-0#
11/6/94	INDIANAPOLIS	6-14	22-21	13-16-123-1-1
11/27/94	at N.Y. Jets	14-24	28-24	15-18-164-2-0
10/1/95	at Cincinnati	16-17	26-23	13-18-148-1-0
12/3/95	ATLANTA	9-14	21-20	13-21-138-1-1
11/17/96	at Houston	13-17	23-20	6- 6-113-0-0
9/7/97	TENNESSEE	6-13	16-13 (OT)	6-13- 94-0-0#
10/25/98	NEW ENGLAND	6-9	12-9 (OT)	10-19-144-0-0#
10/10/99	at Indianapolis	9-17	34-31	12-17-176-2-0
12/19/99	SAN DIEGO	6-9	12-9	5- 9- 33-0-0
*1/9/00	at Seattle	13-17	20-17	8-13- 99-1-0

* – playoff game # – includes overtime stats

UNDER DON SHULA: Marino is one of ten quarterbacks to have started games when Don Shula coached the Dolphins, from 1970 through 1995, and his 184 regular season starts under Shula is the most by any Dolphins quarterback during that time:

DOLPHINS STARTING QUARTERBACKS UNDER DON SHULA

QUARTERBACK	YEARS	STARTS
Bob Griese	1970-80	119
George Mira	1971	1
Earl Morrall	1972-76	12
Don Strock	1974-87	20
David Woodley	1980-83	40
DAN MARINO	1983-95	184
Kyle Mackey (Replacement games)	1987	3
Scott Mitchell	1990-93	7
Steve DeBerg	1993	4
Bernie Kosar	1995	2

In addition, in Shula's coaching career (including his tenure as head coach of the Colts from 1963-69), Marino accounted for more wins during that span than any other quarterback who played under Shula:

DON SHULA'S CAREER RECORD BY QUARTERBACK

COACH SHULA WITH BALTIMORE (1963-69)

PLAYER	REGULAR SEASON	PLAYOFFS	OVERALL RECORD
Johnny Unitas	56-22-3 .710	0-1-0 .000	56-23-3 .701
Earl Morrall	14- 1-1 .906	2-1-0 .667	16- 2-1 .868
Gary Cuozzo	1- 0-0 1.000		1- 0-0 1.000
Tom Matte		0-1-0 .000	0- 1-0 .000
TOTALS	71-23-4 .745	2-3-0 .400	73-26-4 .728

COACH SHULA WITH MIAMI (1970-95)

PLAYER	REGULAR SEASON	PLAYOFFS	OVERALL RECORD
DAN MARINO	116-68-0 .630	6-07-0 .462	122-75-0 .619
Bob Griese	82-36-1 .693	6- 5-0 .545	88-41-1 .681
David Woodley	27-12-1 .688	3- 2-0 .600	30-14-1 .677
Don Strock	14- 6-0 .600		14- 6-0 .700
Earl Morrall	11- 1-0 .917	2- 0-0 1.000	13- 1-0 .929
Scott Mitchell	3- 4-0 .429		3- 4-0 .429
Steve DeBerg	2- 2-0 .500		2- 2-0 .500
George Mira	1- 0-0 1.000		1- 0-0 1.000
Kyle Mackey	1- 2-0 .333		1- 2-0 .333
Bernie Kosar	0- 2-0 .000		0- 2-0 .000
TOTALS	257-133-2 .658	17-14-0 .548	274-147-2 .648

Marino's 116 wins under Shula are the most victories by a head coach - quarterback combination in NFL history, surpassing the previous high of 107 wins recorded by Pittsburgh's Chuck Noll and Terry Bradshaw . . . In addition, the Marino-Shula duo was together for 13 seasons, which is tied for the second longest quarterback-head coach combination in NFL history:

LONGEST RUNNING QUARTERBACK-COACH COMBINATIONS IN NFL HISTORY

QUARTERBACK	COACH	TEAM	YEARS TOGETHER
1. Terry Bradshaw	Chuck Noll	Pittsburgh	1970-1983 (14)
2. DAN MARINO	DON SHULA	MIAMI	1983-1995 (13)
Danny White	Tom Landry	Dallas	1976-1988 (13)
4. Len Dawson	Hank Stram	Kansas City	1963-1974 (12)
5. Bob Griese	Don Shula	Miami	1970-1980 (11)
Roger Staubach	Tom Landry	Dallas	1969-1979 (11)

HONORS: Marino won the AFC Offensive Player of the Week honor 18 times in the regular season (and 20 times overall, including playoffs), as well as two AFC Player of the Month Awards in his 17-year NFL career . . . It is the most times any player has won Player of the Week honors since the award was instituted in 1984 . . . John Elway is second with 15 awards (in addition to two Player of the Month Awards), Joe Montana is third with 13 awards, while Boomer Esiason is tied for fourth with 12 awards (he also has two Player of the Month Awards) along with Steve Young and Jerry Rice . . . Marino won the AFC Player of the Week Award twice in the same season five times in his career (1984, 1985, 1988, 1989, 1999) . . . Including playoff games, Marino has won multiple weekly awards seven different years . . .

MAN OF THE YEAR AWARD: On January 28, 1999, Marino was named as the 1998 Sprint/NFL Man of the Year . . . It is the only league-sponsored award that recognizes player community service as well as excellence on the field . . . Off the field, Marino established the Dan Marino Foundation, which was created to benefit children's charities in South Florida . . . He hosted events throughout the year to raise money for the foundation . . . One major project was the newly created Miami Children's Hospital/Dan Marino Center in Weston, Florida that opened in 1998 and offers comprehensive health care to children with chronic medical needs . . . Marino also spearheaded the Dolphins' annual Thanksgiving turkey giveaway each year in conjunction with the Daily Bread Food Bank. . . Marino was the Dolphins' United Way representative in 1994-96 and has been a strong supporter of their programs . . . In 1998, Marino was chosen as one of three national spokesmen for the NFL's 25-year anniversary with United Way . . . Marino became the second Dolphin player to win the NFL Man of the Year Award; Dwight Stephenson won that honor in 1985 . . .

SOUTH FLORIDA AWARDS: In balloting of South Florida media for the Dolphins' Most Valuable Player Award, Marino won that award twelve times (1983-92, 1994-95) . . . Marino passed Bob Griese, who won that award six times (1967-68, 1970-71, 1974, 1977) . . . Marino won the MVP award each of his first ten years in the league (1983-92), and no other Dolphin has ever won more than two consecutive MVP awards . . . In addition, in 1995 Marino was named the winner of the Miami Dolphins' Leadership Award for the first time, an award presented annually to the Miami player chosen by Dolphin management and coaches for leadership on and off the playing field . . . Marino again won the Leadership Award in 1997, this time chosen by his teammates . . . Marino won the Dolphins' Outstanding Offensive Back award ten times (1983-90, 1992, 1994) . . . His ten years winning that award surpassed the former team high set by Larry Csonka (1970-74, 1979), who had won that award six times. . . In 1998 Marino was chosen by the Dolphins organization as the club's winner of the annual Community Service Award . . . It was the second time in Marino's career that he had been selected as the winner of this award, having also been honored in 1996 . . . Since the award was first instituted in 1987, Marino is one of only three players to be honored more than once (John Offerdahl, 1989-90 and Bryan Cox, 1994-95) . . .

PLAYOFF CAREER: In his playoff appearances, Marino extended his Dolphin career playoff records for most attempts, completions, yards passing, and touchdown passes, playing in 18 playoff games, while Bob Griese, runner-up in all four categories, played in 12 post-season contests:

MARINO'S MIAMI DOLPHINS CAREER PLAYOFF RECORDS

TD PASSES	YARDS	ATTEMPTS	COMPLETIONS	INTERCEPTIONS
32 MARINO	4,510 MARINO	687 MARINO	385 MARINO	24 MARINO
10 Griese	1,467 Griese	208 Griese	112 Griese	12 Griese

Marino attempted 687 passes in his playoff career. . . He ranks second on the all-time NFL playoff list for most passes attempted; Joe Montana is first in NFL playoff history with 734 passes attempted . . . On Jan. 2, 2000, in an AFC Wild Card contest at Seattle, Marino moved into second place among the all-time NFL pass attempt leaders, passing John Elway, who had 651 attempts . . . Marino completed 385 passes in his playoff career . . . On Jan. 2, 1999, in an AFC Wild Card contest vs. Buffalo, he surpassed Jim Kelly (322) and John Elway to move into second place among the all-time NFL pass completion leaders; Joe Montana is first with 460 pass completions while Elway is third with 355 completions . . . Marino passed for 4,510 yards in his playoff career . . . On Jan. 2, 1999, in an AFC Wild Card contest vs. Buffalo, he surpassed Jim Kelly (3,863) and moved into third place among the all-time NFL passing yardage leaders; Joe Montana is first with 5,772 passing yards and John Elway is second with 4,964 yards passing:

MOST PASSING YARDS IN NFL POSTSEASON HISTORY

PLAYER	TEAMS	PASSING YARDS	PLAYOFF GAMES
1. Joe Montana	San Francisco/Kansas City	5,772	23
2. John Elway	Denver	4,964	22
3. DAN MARINO	MIAMI	4,510	18
4. Brett Favre	Green Bay	3,940	16
5. Jim Kelly	Buffalo	3,863	17

Marino had four postseason games of 300 or more passing yards, which ties him with Kurt Warner, Warren Moon, Troy Aikman, and John Elway for the third highest total in postseason history, surpassed only by the five 300-yard passing games by Dan Fouts and the six 300-yard passing games by Joe Montana . . . Marino threw 32 touchdowns passes in his 18 postseason games, the second highest career total in NFL history . . . In an AFC Wild Card contest on January 9, 2000 at Seattle, Marino's one-yard TD pass to Oronde Gadsden moved him past Terry Bradshaw into second place:

MOST TOUCHDOWN PASSES IN NFL POSTSEASON HISTORY

PLAYER	TEAMS	TOUCHDOWN PASSES	PLAYOFF GAMES
1. Joe Montana	San Francisco/Kansas City	45	23
2. DAN MARINO	MIAMI	32	18
3. Terry Bradshaw	Pittsburgh	30	19
4. Brett Favre	Green Bay	29	16
5. John Elway	Denver	27	22

Marino threw at least one touchdown pass in 16 of his 18 playoff contests, throwing a TD pass in his first 13 postseason contests before being held without a touchdown pass in an AFC Wild Card game on Dec. 28, 1997 at New England . . . He also failed to throw a touchdown pass in an AFC Divisional Playoff matchup at Denver on Jan. 9, 1999 . . . Marino's 13-game postseason streak with at least one touchdown pass establishes the NFL record for the most consecutive games with a touchdown pass, and he broke that record on December 31, 1984 vs. Kansas City when he threw a touchdown pass for the 11th consecutive game before extending the mark to 13 straight games following his two touchdowns at Buffalo in an AFC Wild Card playoff game on Dec. 30, 1995, before having that streak ended in an AFC Wild Card game at New England on Dec. 28, 1997:

NFL RECORD, TOUCHDOWN PASSES IN CONSECUTIVE PLAYOFF GAMES

PLAYER	TEAM	SEASONS	CONSECUTIVE PLAYOFF GAMES WITH A TD PASS
DAN MARINO	MIAMI	1983-95	13
Brett Favre	Green Bay	1995-01 (current)	12
Joe Montana	San Francisco	1988-90	10
Ken Stabler	Oakland	1973-77	10
John Elway	Denver	1984-89	9

PRO BOWL: Marino was selected to nine Pro Bowls (1983-87, 1991-92, 1994-95), including seven as a starter (1983-86, 1992, 1994-95), but due to injuries he was able to play in only two games (1984, 1992) . . . Marino's nine Pro Bowl selections set a Dolphins record for most career selections, surpassing the former record of six selections that had previously been set by quarterback Bob Griese (1970-71, 1973-74, 1977-78), center Jim Langer (1973-78), and guard Bob Kuechenberg (1974-75, 1977-78, 1982-83) . . . Marino's seven Pro Bowl starts set a Dolphins record for career starts, surpassing the former record of five starts that had previously been set by Langer (1973-77) . . . When Marino was selected to the Pro Bowl following his rookie season in 1983, he became the youngest quarterback ever selected to the Pro Bowl:

YOUNGEST PRO BOWL QUARTERBACKS (1970-00)

QUARTERBACK	TEAM	YEAR	AGE
DAN MARINO*	MIAMI	1983	22 YEARS, 4 MONTHS, 14 DAYS
Drew Bledsoe	New England	1994	22 years, 11 months, 22 days
Brett Favre	Green Bay	1992	23 years, 3 months, 28 days
DAN MARINO	MIAMI	1984	23 YEARS, 4 MONTHS, 12 DAYS
Peyton Manning	Indianapolis	1999	23 years, 10 months, 6 days
Bernie Kosar#	Cleveland	1987	24 years, 2 months, 13 days

* Did not play due to injury

Named to squad by AFC coaching staff as a "need" player

PERSONAL

Married to Claire (1/30/85), Marino and his wife have six children, Daniel Charles (9/4/86), Michael Joseph (5/18/88), Joseph Donald (7/26/89), Alexandra Claire (5/13/92), Niki Lin (12/15/96) and Lia (7/12/95) and reside in Weston . . . An outstanding golfer . . . Teamed with golf pro Dan Pohl to win the championship at the AT&T Pebble Beach National ProAm in February, 1988, at Pebble Beach, Calif . . . Played in U.S. Open qualifier in 2001 . . . Served as honorary starter for the 1998 Daytona 500 . . . In '91 off-season worked as color commentator

on USA cable network's coverage of World League of American Football . . . Played himself in movie "Ace Ventura: Pet Detective," which starred Jim Carrey, Sean Young and Courtney Cox and was one of the most popular films in 1994 . . . Appeared in 1998 movie "Holy Man", that starred Eddie Murphy . . . Appears in music video by Hootie and the Blowfish for song, "Only Wanna Be With You" . . . Has won each of the two NFL Quarterback Challenge competitions held in Hawaii . . . Has appeared on the cover of every national sports publication at least once, including second GQ cover appearance in Sept., 1996 . . . Established the Dan Marino Foundation, which helps support many South Florida charities . . . He also raised funds for his foundation through the "Touchdown for Tots" program, which raised over \$830,000 since its inception . . . As a sponsor of his own program, Marino donated \$500 for every touchdown he threw . . . Sponsors an annual golf tournament in February in Fort Lauderdale for the benefit of the Dan Marino Foundation, which in 2002 raised over \$400,000 . . . Helped create Miami Children's Hospital Dan Marino Center in Weston that opened in 1998 and offers comprehensive health care to children with chronic medical needs . . . Named as Sprint/NFL Man of the Year in 1998 . . . Named Miami Dolphins NFL Man of the Year each year from 1996-98 . . . Won the 1995 Ed Block Courage Award . . . Served as the Dolphins' 1994 United Way representative . . . In 1998, served as one of three NFL representatives appearing in a national public service announcement in honor of the NFL's 25-year partnership with the United Way . . . Had his neighborhood field in Pittsburgh named Dan Marino Field in March, 1990 . . . Was the number-one selection in the inaugural United States Football League draft in 1983, being chosen by the Los Angeles Express . . . Had been a fourth-round choice of baseball's Kansas City Royals in 1979 . . . Attended Central Catholic High School in Pittsburgh, lettering in football and baseball . . . Full name is Daniel Constantine Marino, Jr., born Sept. 15, 1961, in Pittsburgh, Pa.

DAN MARINO'S NFL REGULAR SEASON STATISTICS

YEAR	TEAM	G-S	ATT.	COMP.	YDS.	PCT.	TD	INT.	LG	TKLD.	RATE
1983	Miami	11-9	296	173	2210	58.4	20	6	85t	10/80	96.0
1984	Miami	16-16	564	362	5084	64.2	48	17	80t	13/120	108.9
1985	Miami	16-16	567	336	4137	59.3	30	21	73	18/157	84.1
1986	Miami	16-16	623	378	4746	60.7	44	23	85t	17/119	92.5
1987	Miami	12-12	444	263	3245	59.2	26	13	59t	9/77	89.2
1988	Miami	16-16	606	354	4434	58.4	28	23	80t	6/31	80.8
1989	Miami	16-16	550	308	3997	56.0	24	22	78t	10/86	76.9
1990	Miami	16-16	531	306	3563	57.6	21	11	69t	15/90	82.6
1991	Miami	16-16	549	318	3970	57.9	25	13	54	27/182	85.8
1992	Miami	16-16	554	330	4116	59.6	24	16	62t	28/173	85.1
1993	Miami	5-5	150	91	1218	60.7	8	3	80t	7/42	95.9
1994	Miami	16-16	615	385	4453	62.6	30	17	64t	17/113	89.2
1995	Miami	14-14	482	309	3668	64.1	24	15	67t	22/153	90.8
1996	Miami	13-13	373	221	2795	59.2	17	9	74t	18/131	87.8
1997	Miami	16-16	548	319	3780	58.2	16	11	55	20/142	80.7
1998	Miami	16-16	537	310	3497	57.7	23	15	61t	23/178	80.0
1999	Miami	11-11	369	204	2448	55.3	12	17	62	9/66	67.4
17-YEAR TOTALS		242-240	8358	4967	61361	59.4	420	252	85t	269/1940	86.4

DAN MARINO'S NFL PLAYOFF STATISTICS

YEAR	TEAM	G-S	ATT.	COMP.	YDS.	PCT.	TD	INT.	LG	TKLD.	RATE
1983	Miami	1-1	25	15	193	60.0	2	2	32t	0/0	77.6
1984	Miami	3-3	116	71	1001	61.2	8	5	41t	4/29	94.1
1985	Miami	2-2	93	45	486	48.4	3	3	39	1/14	61.5
1990	Miami	2-2	79	42	544	53.2	5	2	64t	2/8	85.6
1992	Miami	2-2	74	39	435	52.7	4	2	30t	4/25	77.3
1994	Miami	2-2	67	46	519	68.7	5	0	31	2/13	116.4
1995	Miami	1-1	64	33	422	51.6	2	3	45t	0/0	63.4
1997	Miami	1-1	43	17	141	39.5	0	2	42	4/21	29.3
1998	Miami	2-2	71	49	478	69.0	1	3	56	2/12	74.7
1999	Miami	2-2	55	28	291	50.9	2	2	27	3/19	63.5
PLAYOFF TOTALS		18-18	687	385	4510	56.0	32	24	64t	22/141	77.1

ADDITIONAL STATS

Rushing: 28 for 45 yards, 1.6 avg., long 15, 2 TDs in 1983; 28 for -7 yards, -.3 avg., long 10 in 1984; 26 for -24 yards, -.9 avg., long 2 in 1985; 12 for -3 yards, -.3 avg., long 13 in 1986; 12 for -5 yards, -.4 avg., long 5t, 1 TD in 1987; 20 for -17 yards, -.9 avg., long 6 in 1988; 14 for -7 yards, -.5 avg., long 2, 2 TDs in 1989; 16 for 29 yards, 1.8 avg., long 15 in 1990; 27 for 32 yards, 1.2 avg., long 11, 1 TD in 1991; 20 for 66 yards, 3.3 avg., long 12 in 1992; 9 for -4 yards, -.4 avg., long 4t, 1 TD in 1993; 23 for -6 yards, -.3 avg., long 10, 1 TD in 1994, 11 for 14 yards, 1.3 avg., long 12 in 1995; 11 for -3, -0.3 avg., long 7 in 1996; 18 for -14 yards, -.8 avg., long 1 in 1997; 21 for -3 yards, -0.1 avg., long 10, 1 TD in 1998; 6 for -6 yards, -1.0 avg., long 0 in 1999 for total of 302 for 87 yards, 0.3 avg., long 15, 9 TDs (P-15 for 0 yard, 0.0 avg., long 5, 1 TD)

Receiving: 1 for -6 yards in 1995

Miscellaneous Tackles: 2 in 1984, 1 in 1988, 2 in 1989, 1 in 1990, 1 in 1992 for total of 7

Fumble Recoveries: 1 in 1988

SINGLE-GAME HIGHS 'N' LOWS

Most Pass Attempts:	*64 at Buffalo, 12/30/95 60 vs. N.Y. Jets, 10/23/88 60 at New England, 11/23/97 57 vs. L.A. Raiders, 12/2/84 57 vs. N.Y. Jets, 12/13/98
Most Pass Completions:	39 at Buffalo, 11/16/86 38 at New England, 11/23/97 35 vs. L.A. Raiders, 12/2/84 35 vs. N.Y. Jets, 10/23/88 35 vs. Atlanta, 12/3/95
Most Yards Passing:	521 vs. N.Y. Jets, 10/23/88 473 vs. New England, 9/4/94 470 vs. L.A. Raiders, 12/2/84 450 at Cincinnati, 10/1/95 448 at N.Y. Jets, 9/21/86
Most TD Passes:	6 at N.Y. Jets, 9/21/86 5 at Washington, 9/2/84 5 at Green Bay, 12/8/85 5 at L.A. Rams, 12/14/86 5 at N.Y. Jets, 11/27/88 5 vs. New England, 9/4/94 4, 16 times (last time: vs. Denver, 12/21/98)
Highest Completion Pct.:	81.3 vs. Indianapolis, 12/4/88 80.6 vs. N.Y. Jets, 11/24/86 80.6 vs. Pittsburgh, 11/1/87 78.6 at Indianapolis, 11/8/92 78.1 vs. Houston, 10/14/84 *75.9 vs. Kansas City, 12/31/94
Most Interceptions:	5 vs. N.Y. Jets, 10/23/88 5 at Dallas, 11/25/99 4 vs. San Francisco, 9/28/86 4 vs. Atlanta, 11/30/86 3, 20 times (last time: vs. N.Y. Jets, 12/27/99)
Fewest Pass Attempts:	3 at New England, 10/17/99 8 at Indianapolis, 9/23/96 15 at Buffalo, 11/2/97 15 at Indianapolis, 12/14/97 16 vs. Pittsburgh, 11/26/89
Fewest Pass Completions:	1 at New England, 10/17/99 5 at Indianapolis, 9/23/96 5 at Buffalo, 11/2/97 7 at Indianapolis, 12/14/97 8 vs. Pittsburgh, 11/26/89
Fewest Yards Passing:	8 at New England, 10/17/99 67 at Indianapolis, 9/23/96 71 at Indianapolis, 12/14/97 76 at Buffalo, 11/2/97

Fewest TD Passes:	90 at L.A Raiders, 9/19/83 0, 39 times (last time: at Washington, 1/2/00) 1, 81 times (last time: *at Jacksonville, 1/15/00)
Lowest Completion Pct.:	33.3 at Buffalo, 11/2/97 33.3 at New England, 10/17/99 37.8 at New England, 11/13/83 37.9 at Houston, 10/1/89 38.5 vs. Indianapolis, 8/31/97
Fewest Interceptions:	0, 90 times (last time: *at Seattle, 1/9/00) 1, 94 times (last time: at Washington, 1/2/00)
Longest Completions:	85 yards (TD) to Duper vs. Baltimore, 11/20/83 85 yards (TD) to Duper vs. Houston, 11/2/86 80 yards (TD) to Duper vs. Indianapolis, 9/23/84 80 yards (TD) to Edmunds at N.Y. Jets, 11/27/88 80 yards (TD) to Martin vs. Washington, 10/4/93
Most Times Sacked:	5 at New Orleans, 11/29/92 5 vs. N.Y. Jets, 12/13/98 *4 vs. San Francisco, 1/20/85 4 at San Diego, 9/7/86 4 at Indianapolis, 9/25/88 4 at N.Y. Jets, 9/29/91 4 vs. Buffalo, 11/16/92 4 vs. Houston, 11/22/92 *4 vs. Buffalo, 1/17/93 4 vs. N.Y. Jets, 9/12/93 4 at Pittsburgh, 11/20/94 4 vs. San Francisco, 11/20/95 4 at Indianapolis, 11/26/95 4 vs. Chicago, 10/27/97 *4 at New England, 12/28/97 3, 21 times (last time: at Buffalo, 11/1/98)
Most Rushing Yards:	18 at New England, 11/13/83
Longest Runs:	15 at New England, 11/13/83 15 at Indianapolis, 10/28/90

*Playoff Game

PASSING BREAKDOWN CAREER

	W-L	ATT	CMP	YDS	PCT	TD	INT	LG
Buffalo	13-17	1001	614	7553	61.3	50	35	65
Indianapolis	22-11	1030	624	7537	60.6	54	17	85
Miami	-	-	-	-	-	-	-	-
New England	17-13	1027	608	7382	59.2	42	46	67
N.Y. Jets	17-13	1125	656	8651	58.3	72	36	80
AFC East	69-54	4183	2502	31123	59.8	218	134	85
Baltimore	1-0	27	19	189	70.4	0	0	23
Cincinnati	6-0	219	143	1680	65.3	11	2	58
Cleveland	5-1	205	126	1661	61.5	11	5	47
Jacksonville	0-1	49	30	323	61.2	2	1	28
Pittsburgh	6-4	306	193	2195	63.1	13	10	66
Tennessee	6-3	291	161	2025	55.3	11	11	85
AFC Central	24-9	1097	672	8073	61.3	48	29	85
PASSING BREAKDOWN	ATT	CMP	YDS	PCT	TD	INT	LG	
Denver	3-0	104	63	960	60.6	9	1	73
Kansas City	4-3	243	142	1687	58.4	12	4	54
Oakland	5-4	347	196	2356	56.5	18	11	68
San Diego	3-3	238	150	1775	63.0	11	3	55
Seattle	2-0	68	40	504	58.8	3	4	45
AFC West	17-10	1000	591	7282	59.1	53	23	73
AFC Total	110-73	6280	3765	46478	60.0	319	186	85

PASSING BREAKDOWN

CAREER

	W-L	ATT	CMP	YDS	PCT	TD	INT	LG
Arizona	4-0	119	77	1033	64.7	8	2	51
Dallas	3-2	178	93	1211	52.2	7	9	63
N.Y. Giants	0-2	60	30	324	50.0	1	4	66
Philadelphia	3-0	127	72	987	56.7	6	2	54
Washington	3-2	165	87	1298	52.7	10	4	80
NFC East	13-6	649	359	4853	55.3	32	21	80
Chicago	2-3	156	81	1129	51.9	8	5	55
Detroit	2-2	152	89	1016	58.5	4	3	38
Green Bay	5-1	218	133	1568	61.0	12	7	61
Minnesota	1-1	91	49	695	53.8	5	6	43
Tampa Bay	3-1	154	98	1110	63.6	9	1	51
NFC Central	13-8	771	450	5518	58.4	38	22	61
Atlanta	2-2	166	96	1216	57.8	5	8	54
Carolina	1-0	21	14	140	66.7	0	1	25
New Orleans	2-1	145	87	905	60.0	8	3	29
St. Louis	5-0	182	112	1309	61.5	13	6	69
San Francisco	1-3	144	84	942	58.3	5	5	42
NFC West	11-6	658	393	4512	59.7	31	23	69
NFC Total	37-20	2078	1202	14883	57.8	101	66	80
Home	82-38	4220	2529	31726	59.9	224	137	85
Road	65-55	4138	2438	29635	58.9	196	115	80
August/September	38-19	1865	1117	14045	59.8	103	54	80
October	39-19	2041	1190	14773	58.3	92	66	80
November	37-29	2254	1352	16621	59.9	115	69	85
December/January	33-26	2198	1308	15922	59.5	110	63	69
Games 1-8	74-40	3855	2280	28567	59.1	192	118	80
Games 9-16	73-53	4503	2687	32794	59.7	228	134	85
Wins	147	4923	3042	37817	61.8	277	123	85
Losses	93	3435	1925	23544	56.0	143	129	55
Ties	-	-	-	-	-	-	-	-

MARINO VS. HALL OF FAME QUARTERBACKS

(Comparing Dan Marino's career with those of the 19 quarterbacks in the Pro Football Hall of Fame)

PLAYER	ATT.	COMP.	YDS.	PCT.	TD	INT.	RATE
MARINO, DAN (MIAMI, 1983-99)	8358	4967	61361	59.4	420	252	86.4
Baugh, Sammy (Washington, 1937-52)	2995	1693	21886	56.5	186	203	72.0
Blanda, George (Chicago, Balt., Hou., Oak., 1949-75)	4007	1911	26920	47.7	236	277	60.7
Bradshaw, Terry (Pittsburgh, 1970-83)	3901	2025	27989	51.9	212	210	71.1
Dawson, Len (Pitt., Clev., Dal., K.C., 1957-75)	3741	2136	28711	57.6	239	183	82.6
Fouts, Dan (San Diego, 1973-87)	5604	3297	43040	59.0	254	242	80.2
Graham, Otto (Cleveland, 1950-55)	1565	872	13499	55.7	88	94	78.2
Griese, Bob (Miami, 1967-80)	3429	1926	25092	56.2	192	172	77.1
Jurgensen, Sonny (Phil., Wash., 1957-74)	4262	2433	32224	57.1	255	189	82.0
Kelly, Jim (Buffalo, 1986-96)	4779	2874	35,467	60.1	237	175	84.4
Layne, Bobby (Chi., N.Y., Det., Pitt, 1948-62)	3700	1814	26768	49.0	196	243	63.4

PLAYER	ATT.	COMP.	YDS.	PCT.	TD	INT.	RATE
Luckman, Sid (Chicago, 1939-50)	1744	904	14683	51.8	139	131	75.7
Montana, Joe (San Francisco, K.C., 1979-94)	5391	3409	40551	63.2	273	139	92.3
Namath, Joe (N.Y. Jets, L.A., 1965-77)	3762	1886	27663	50.1	173	220	65.6
Starr, Bart (Green Bay, 1956-71)	3149	1803	24718	57.4	152	138	80.3
Staubach, Roger (Dallas, 1969-79)	2958	1685	22700	57.0	153	109	83.4
Tarkenton, Fran (Minn., N.Y. Giants, 1961-78)	6467	3686	47003	57.0	342	266	80.4
Tittle, Y.A. (Balt., S.F., N.Y. Giants, 1948-64)	4395	2427	33070	55.2	242	248	74.4
Unitas, Johnny (Baltimore, San Diego, 1956-73)	5186	2830	40239	54.6	290	253	78.2
Van Brocklin, Norm (Los Angeles, Phil., 1949-60)	2895	1553	23611	53.6	173	178	75.1
Waterfield, Bob (Clev., Los Angeles, 1945-52)	1617	814	11849	50.3	98	127	61.6

MARINO'S NFL RECORDS

Most Attempts, Career	8,358
Most Completions, Career	4,967
Most Yards Passing, Career	61,361
Most Touchdown Passes, Career	420
Highest Pass Rating, Rookie Season:	96.0 in 1983
Highest Completion Percentage, Rookie Season:	58.45 in 1983 (296-173)
Most Yards Gained, Season:	5,084 in 1984
Most Games, 400 or more Yards Passing, Career:	13
Most Games, 400 or more Yards Passing, Season:	4 in 1984
Most Games, 300 or more Yards Passing, Career:	60
Most Seasons, 3,000 or more Yards Passing:	13 (1984-92, 1994-95, 1997-98)
Most Touchdown Passes, Season:	48 in 1984
Most Games, Four or more Touchdown Passes, Career:	21
Most Games, Four or more Touchdown Passes, Season:	6 in 1984
Most Consecutive Games, Four or more Touchdown Passes:	4 in 1984
Lowest Percentage, Passes Had Intercepted, Rookie Season:	2.03 in 1983 (296-6)
Most Seasons Leading League, Attempts	5 (1984, 1986, 1988, 1992, 1997)
Most Seasons Leading League, Completions	6 (1984-86, 1988, 1992, 1997)
Most Seasons, 40 or more Touchdown Passes:	2 (1984, 1986)
Most Seasons, 20 or more Touchdown Passes:	13 (1983-92, 1994-95, 1998)
Most Consecutive Seasons, 20 or more Touchdown Passes:	10 (1983-92)
100 TD Passes in Fewest Amount of Games to Start Career:	44 (9/7/86 at S.D.)
200 TD passes in Fewest Amount of Games to Start Career:	89 (9/17/89 at N.E.)
300 TD passes in Fewest Amount of Games to Start Career:	157 (9/4/94 vs. N.E.)

(Records Tied For)

Most Seasons Leading League, Yards Gained:	5 (1984-86, 1988, 1992)
with Sonny Jurgensen (Philadelphia, 1961-62; Washington, 1966-67, 1969)	
Most Consecutive Seasons Leading League, Completions:	3 (1984-86)
with George Blanda (Houston, 1963-65)	
Most Consecutive Games, 400 or more Yards Passing:	2 (1984)
with Dan Fouts (San Diego, 1982) and Phil Simms (N.Y. Giants, 1985)	
Most Consecutive Seasons, 4,000 or more Yards Passing:	3 (1984-86)
with Dan Fouts (San Diego, 1979-81) and Peyton Manning (Indianapolis, 1999-2001)	
Most Games, 300 or more Yards Passing, Season:	9 (1984)
with Warren Moon (Houston, 1990) and Kurt Warner (St. Louis, 1999)	

AWARDS

ASSOCIATED PRESS – 1983 second-team All-NFL; 1984 All-NFL, MVP and offensive player of the year; 1985 All-NFL; 1986 All-NFL; 1994 second-team All-NFL

COLLEGE & PRO FOOTBALL NEWSWEEKLY – 1984 All-NFL and MVP; 1985 All-NFL; 1992 second-team All-NFL

FOOTBALL DIGEST – 1984 All-NFL and MVP; 1985 All-NFL; 1986 All-NFL

FOOTBALL NEWS – 1983 offensive player of the year; 1984 player of the year; 1985 All-AFC; 1986 All-AFC; 1992 All-AFC; 1994 All-AFC

MAXWELL CLUB BERT BELL AWARD – 1984

NEA – 1984 MVP and All-NFL; 1985 second-team All-NFL; 1986 second-team All-NFL; 1992 second-team All-NFL

NFL – 1998 Man of the Year

NFL ALUMNI – 1984 quarterback of the year; 1985 quarterback of the year; 1986 quarterback of the year

NFLPA – 1984 MVP; 1986 AFC MVP; 1994 AFC MVP

PRO BOWL – 1983; 1984; 1985; 1986; 1987; 1991; 1992; 1994

PRO FOOTBALL WEEKLY – 1983 All-AFC; 1984 All-NFL, MVP and All-AFC; 1986 All-NFL and All-AFC

PFWA – 1984 All-NFL and MVP; 1985 All-NFL; 1986 All-NFL

SEAGRAM'S – 1984 All-NFL; 1986 player of the year

SPORTS ILLUSTRATED – 1985 All-NFL; 1986 All-NFL

THE SPORTING NEWS – 1983 rookie of the year; 1984 All-NFL and MVP; 1985 All-NFL; 1986 All-NFL

UNITED PRESS – 1983 All-AFC; 1984 All-AFC; 1985 All-AFC; 1986 All-AFC; 1992 All-AFC; 1994 All-AFC

WASHINGTON TOUCHDOWN CLUB – 1984 MVP

ALL-ROOKIE TEAMS (1983) – The Sporting News, PFWA, Pro Football Weekly and Football Digest

RETIRED JERSEY #39



Larry Csonka's jersey No. 39 will become the third number in club history to be retired, during halftime ceremonies of the Dolphins' December 9 game this year against the Chicago Bears at Pro Player Stadium.

No player other than Csonka ever wore No. 39 in regular season play. Csonka wore that number in his eight years with the Dolphins, from 1968 through 1974 and again in 1979.

Csonka also was honored when he was elected to the Pro Football Hall of Fame in 1987.

For a full bio of Csonka, please see the Hall of Fame section of the media guide.

DOLPHINS

DUAL 100-YARD RUSHING GAMES

In the 36-year history of the franchise, the Dolphins have had four dual 100-yard rushing games. Two of these were accounted for by the tandem of Larry Csonka and Jim Kiick (both in 1971). The most recent game in which the Dolphins had two runners surpass the 100-yard mark occurred on October 5, 1975 at Green Bay when Mercury Morris rushed for 125 yards on 31 attempts, while Don Nottingham ran for 102 yards and three touchdowns on 21 carries.

FACT

ALL-TIME ROSTER

(1966-01 - Players must participate in at least one regular-season game to qualify)

HEAD COACHES

Johnson, Jimmy	Arkansas	1996-99
Shula, Don	John Carroll	1970-95
Wannstedt, Dave	Pittsburgh	2000-01
Wilson, George	Northwestern	1966-69

ASSISTANT COACHES

Armstrong, Keith	Temple	Special Teams	2001
Arnsperger, Bill	Miami (Ohio)	Defense, Linebackers	1970-72
		Ass't Head Coach/Defense	1973, 1976-83
Bates, Jim	Tennessee	Defensive Coordinator	2000-01
Beightol, Larry	Catawba	Ass't Head Coach/Offensive Line	1996-97
		Offensive Line	1998
Bingaman, Les	Illinois	Defensive Line	1966-69
Blevins, Doug	E. Tennessee State	Kicking	1997-01
Boudreau, Paul	Boston College	Offensive Line	1999-00
Brooks, Clarence	Massachusetts	Defensive Line	2000-01
Brown, Kippy	Memphis	Running Backs	1996-97
		Offensive Coordinator	1998-99
Clark, Monte	Southern California	Offensive Line	1970-73
		Offense	1974
		Offense/Offensive Line, Run Offense	1975
		Offensive Line	1995
Collier, Joel	Northern Colorado	Staff Assistant	1994
		Defensive Staff Assistant	1995-97
		Running Backs	1998-01
Costello, Vince	Ohio University	Defense	1974
Crosby, Steve	Fort Hays State	Special Teams	1979-82
Doll, Don	Southern California	Linebackers, Pass Defense	1975-76
English, Wally	Louisville	Quarterbacks, Receivers	1981-82
Ford, Robert	Houston	Wide Receivers	1998-01
Gailey, Chan	Florida	Offensive Coordinator	2000-01
Gamble, John	Hampton Institute	Strength	1994-95
		Strength and Conditioning	1996-01
Garrett, Judd	Princeton	Offensive Assistant	2000
		Offensive Quality Control	2001
Godette, Cary	East Carolina	Defensive Line	1996-99
Greene, Joe	North Texas State	Defensive Line	1992-95
Hefferle, Ernie	Duquesne	Offensive Line	1966-69
Henning, Dan	William & Mary	Quarterbacks, Receivers	1979-80
Hill, George	Denison	Linebackers	1989-95
		Defensive Coord./Linebackers	1996-99
Idzik, John	Maryland	Offensive Backs	1966-69
Jones, Pat	Arkansas	Tight Ends	1996-01
Keane, Tom	West Virginia	Defensive Backs	1966-75
		Defensive Backs, Punting	1976-84
		Special Teams	1985
Koenning, Les	Texas	Offensive Staff Assistant	1997
Lewis, Bill	East Stroudsburg	Defensive Nickel Package	1996-01
Matheson, Bob	Duke	Special Teams	1983
		Special Teams, Linebackers	1984
		Linebackers	1985-86
McGeorge, Rich	Elon	Ass't Offensive Line, Tight Ends	1993-95
		Assistant Offensive Line	1996-99
McPeak, Bill	Pittsburgh	Offense	1973-74
Nathan, Tony	Alabama	Coaches' Assistant	1989-92
		Offensive Backs	1993-95
Nunn, Robert	Oklahoma State	Ass't Defensive Line/Def. Ass't	2000
		Ass't Def. Line/Def. Qual. Control	2001
Olivadotti, Tom	Upsala	Defense	1987-95
Pelligrini, Bob	Maryland	Linebackers	1966-67

Phillips, Mel	North Carolina A&T	Defensive Backs	1985-95
Roll, Brad	Stephen F. Austin	Secondary	1996-01
Sanders, Bob	Davidson	Ass't Strength and Conditioning	1996-01
Sandusky, John	Villanova	Linebackers	2001
		Offensive Line, Running Game	1976-81
		Offensive Line	1982-88
Scarry, Mike	Waynesburg	Ass't Head Coach/Offensive Line	1989-94
		Defensive Line	1970-74
Schnelker, Bob	Bowling Green	Defensive Line, Run Defense	1975-85
Schnellenberger, Howard	Kentucky	Receivers	1974
		Offense, Receivers	1970-72
Seiple, Larry	Kentucky	Offense, Receivers, Passing Game	1975-78
		Wide Receivers	1988-97
Sekanovich, Dan	Tennessee	Quarterbacks	1998-99
Shannon, Randy	Miami (Fla.)	Defensive Line	1986-91
		Defensive Staff Assistant	1989-99
Shula, David	Dartmouth	Linebackers	2000
		Receivers	1982-84
		Receivers, Quarterbacks	1985
		Ass't Head Coach/Rec., QBs	1986-87
		Ass't Head Coach/QBs, Pass Game	1988
Shula, Mike	Alabama	Coaches' Assistant	1991-92
		Quarterbacks	2000-01
Stephenson, Dwight	Alabama	Assistant Offensive Line	1992
Stevens, Gary	John Carroll	Quarterbacks, Pass Offense	1989-91
		Offense, Quarterbacks	1992-95
		Offensive Coordinator	1996-97
Studley, Chuck	Illinois	Defense	1984-86
		Linebackers	1987-88
Taseff, Carl	John Carroll	Offensive Backs	1970-74
		Offensive Backs, Kickers	1975
		Offensive Backs, Special Teams	1976-82
		Offensive Backs	1983-92
Wade, Junior	South Carolina State	Staff Assistant	1993
		Strength and Flexibility	1983-84
		Strength and Conditioning	1985-93
		Conditioning	1994-95
Walston, Bobby	Georgia	Receivers, Kicking	1966-67
Wannstedt, Dave	Pittsburgh	Assistant Head Coach	1999
Westhoff, Mike	Wichita State	Special Teams, Tight Ends	1986-88
		Special Teams, Ass't Off. Line	1989
		Special Teams	1990-00
Wise, Tony	Ithaca	Offensive Line	2001

PLAYERS

- A -

Abdul-Jabbar, Karim	RB	UCLA	1996-99
Adams, Stefan	S	East Carolina	1990
Ahrens, Dave	LB	Wisconsin	1989
Albright, Ethan	T	North Carolina	1995
Alexander, Bruce	CB	Stephen F. Austin	1992-93
Alexander, John	DE	Rutgers	1977-78
Allen, Jeff	CB	California-Davis	1980
Anderson, Dick	S	Colorado	1968-77
Anderson, Dunstan	DE	Tulsa	1997
Anderson, Terry	WR	Bethune-Cookman	1977-78
Andrew, Troy	C/G	Duke	2001
Andrews, John	DE	Morgan State	1975-76
Armstrong, Antonio	LB	Texas A&M	1995
Armstrong, Trace	DE	Florida	1995-00
Arnold, Jim	P	Vanderbilt	1994
Atkins, Gene	S	Florida A&M	1994-96
Auer, Joe	RB	Georgia Tech	1966-67
Avery, John	RB	Mississippi	1998-99

- B -

Babb, Charlie	S	Memphis State	1972-79
Bachman, Ted	CB	New Mexico State	1976

Bailey, Clarence	FB	Hampton Institute	1987
Bailey, Elmer	WR	Minnesota	1980-81
Bailey, Robert	CB	Miami (Fla.)	1996
Baker, Mel	WR	Texas Southern	1974
Ball, Larry	LB	Louisville	1972-74, 1977-78
Banks, Fred	WR	Liberty	1987-93
Bannon, Bruce	LB	Penn State	1973-74
Barber, Kantroy	FB	West Virginia	1999
Barber, Rudy	LB	Bethune-Cookman	1968
Barisich, Carl	DT	Princeton	1977-80
Barnes, Rodrigo	LB	Rice	1975
Barnett, Bill	DT	Nebraska	1980-85
Barnett, Fred	WR	Arkansas State	1996-97
Bartholomew, Brent	P	Ohio State	1999
Baty, Greg	TE	Stanford	1990-94
Baumann, Charlie	K	West Virginia	1991
Baumhower, Bob	DT	Alabama	1977-86
Bealles, Bill	T	Northern Iowa	1987
Beaudoin, Doug	S	Minnesota	1980
Beavers, Aubrey	LB	Oklahoma	1994-95
Beecher, Willie	K	Utah State	1987-88
Beier, Tom	S	Miami (Fla.)	1967, 1969
Benjamin, Guy	QB	Stanford	1978-79
Bennett, Charles	DE	Southwestern Louisiana	1987
Bennett, Woody	FB	Miami (Fla.)	1980-88
Benson, Charles	DE	Baylor	1983-84
Berger, Ron	DE	Wayne State	1973
Bessilleu, Don	S	Georgia Tech	1979-81
Betters, Doug	DE	Nevada-Reno	1978-87
Bishop, Richard	DE	Louisville	1982
Blackwood, Glenn	S	Texas	1979-87
Blackwood, Lyle	S	Texas Christian	1981-86
Bock, John	G	Indiana State	1996-00
Bokamper, Kim	LB/DE	San Jose State	1977-85
Bolcar, Ned	LB	Notre Dame	1991-92
Bosa, John	DE	Boston College	1987-89
Bosarge, Wade	S	Tulsa	1977
Boutwell, Tom	QB	Southern Mississippi	1969
Bowens, David	DE	Western Illinois	2001
Bowens, Tim	DT	Mississippi	1994-01
Bowser, Charles	LB	Duke	1982-85
Boyer, Brant	LB	Arizona	1994
Boynton, John	T	Tennessee	1969
Braggs, Stephen	CB/S	Texas	1992-93
Bramlett, John	LB	Memphis State	1967-68
Branch, Mel	DE	Louisiana State	1966-68
Braxton, Jim	FB	West Virginia	1978
Braxton, Tyrone	S	North Dakota State	1994
Brigance, O.J.	LB	Rice	1996-99
Briscoe, Marlin	WR	Omaha	1972-74
Bromell, Lorenzo	DE	Clemson	1998-01
Brophy, Jay	LB	Miami (Fla.)	1984-86
Brown, Andre	WR	Miami (Fla.)	1989-90
Brown, Bud	S	Southern Mississippi	1984-88
Brown, Dean	S	Fort Valley State	1970
Brown, Donald	CB	Maryland	1986
Brown, J.B.	CB	Maryland	1989-96
Brown, James	T	Virginia State	1996-99
Brown, Mark	LB	Purdue	1983-88
Brown, Tom	FB	Pittsburgh	1987-89
Brownlee, Claude	DE	Benedict College	1967
Brudzinski, Bob	LB	Ohio State	1981-89
Bruggers, Bob	LB	Minnesota	1966-68
Buckey, Jeff	G/T	Stanford	1996-98
Buckley, Terrell	CB	Florida State	1995-99
Bulaich, Norm	FB	Texas Christian	1975-79
Bullough, Chuck	LB	Michigan State	1993-94
Buoniconti, Nick	LB	Notre Dame	1969-76
Burgess, Fernanza	WR	Morris Brown	1984
Burgess, Marvell	S	Henderson State	1987

Burton, Shane	DE	Tennessee	1996-98
Byars, Keith	FB	Ohio State	1993-96

- C -

Canale, Whit	DE	Tennessee	1966
Carolan, Brett	TE	Washington State	1996
Carlton, Darryl	T	Tampa	1975-76
Carpenter, Preston	TE	Arkansas	1966
Carter, Joe	RB	Alabama	1984-86
Casares, Rick	RB	Florida	1966
Caterbone, Mike	WR	Franklin and Marshall	1987
Cefalo, Jimmy	WR	Penn State	1978-84
Cesare, Billy	S	Miami (Fla.)	1980
Chalenski, Mike	DE	UCLA	1997
Chambers, Chris	WR	Wisconsin	2001
Chambers, Rusty	LB	Tulane	1976-80
Charles, Mike	DT	Syracuse	1983-86
Chavez, Laz	LB	Iona	1987
Chavis, Eddie	WR	Montclair State	1987
Cheek, Louis	T	Texas A&M	1988-89
Chesley, John	TE	Oklahoma State	1984
Chesser, George	RB	Delta State	1966-67
Clancy, Jack	WR	Michigan	1967-69
Clancy, Sean	LB	Amherst	1978
Clark, Gary	WR	James Madison	1995
Clark, Greg	LB	Arizona State	1989
Clark, Robert	WR	North Carolina Central	1992
Clark, Steve	G	Utah	1982-85
Clayton, Mark	WR	Louisville	1983-92
Cleveland, Greg	T	Florida	1987
Cline, Jackie	DT	Alabama	1987-89
Cole, Terry	RB	Indiana	1971
Coleman, Marco	DE	Georgia Tech	1992-95
Collins, Cecil	RB	McNeese State	1999
Collins, Roosevelt	LB	Texas Christian	1992
Collins, Tony	RB	East Carolina	1990
Colzie, Neal	S	Ohio State	1979
Conlin, Chris	G/C	Penn State	1987
Cooke, Ed	DE	Maryland	1966-67
Cooper, Louis	LB	Western Carolina	1991
Copeland, Horace	WR	Miami (Fla.)	1998
Cornelius, Charles	CB	Bethune-Cookman	1977-78
Cornish, Frank	DT	Grambling	1970-71
Cousin, Terry	CB	South Carolina	2001
Cowan, Larry	RB	Jackson State	1982
Cox, Arthur	TE	Texas Southern	1991
Cox, Bryan	LB	Western Illinois	1991-95
Cox, Jim	TE	Miami (Fla.)	1968
Craver, Aaron	RB	Fresno State	1991-94
Crawford, Mike	LB	Nevada	1997-98
Cribbs, Joe	RB	Auburn	1988
Cronin, Bill	TE	Boston College	1966
Cross, Jeff	DE	Missouri	1988-95
Crowder, Randy	DT	Penn State	1974-76
Crusan, Doug	T	Indiana	1968-74
Csonka, Larry	FB	Syracuse	1968-74, 1979
Current, Mike	T	Ohio State	1967, 1977-79

- D -

Dar Dar, Kirby	WR	Syracuse	1995-98
Darnall, Bill	WR	North Carolina	1968-69
Davenport, Ron	FB	Louisville	1985-89
Davis, Gary	RB	Cal Poly-SLO	1976-79
Davis, Ted	LB	Georgia Tech	1970
DeBerg, Steve	QB	San Jose State	1993
DeMarco, Bob	C	Dayton	1970-71
Del Gaizo, Jim	QB	Tampa	1972, 1975
Dellenbach, Jeff	T/C	Wisconsin	1985-94

Den Herder, Vern	DE	Central College (Iowa)	1971-82
Dennard, Mark	C	Texas A&M	1979-83
Dennery, Mike	LB	Southern Mississippi	1976
Dennis, Mark	T	Illinois	1987-93
Denson, Autry	RB	Notre Dame	1999-00
Diana, Rich	RB	Yale	1982
Dixon, Cal	C	Florida	1996
Dixon, Mark	G	Virginia	1998-01
Donnalley, Kevin	G	North Carolina	1998-00
Dornbrook, Thom	G	Kentucky	1980
Dotson, Al	DT	Grambling	1966
Dotson, Dewayne	LB/FB	Mississippi	1994-95, 1997
Douglas, Leland	WR	Baylor	1987
Doxzon, Todd	WR/QB	Iowa State	1998
Drayton, Troy	TE	Penn State	1996-99
Drougas, Tom	T	Oregon	1975-76
Duhe, A.J.	LB/DE	Louisiana State	1977-84
Dunaway, Jim	DT	Mississippi	1972
Duper, Mark	WR	Northwestern State (La.)	1982-92
Dvorak, Rick	DE	Wichita State	1977
Dyer, Deon	FB	North Carolina	2000-01

- E -

Edmunds, Ferrell	TE	Maryland	1988-92
Edmunds, Randall	LB	Georgia Tech	1968-69
Elia, Bruce	LB	Ohio State	1975
Ellis, Craig	RB	San Diego State	1986
Ellis, Ken	CB	Southern	1976
Emanuel, Bert	WR	Rice	2000
Emanuel, Frank	LB	Tennessee	1966-69
Emtman, Steve	DT	Washington	1995-96
Erickson, Craig	QB	Miami (Fla.)	1996-98
Erlandson, Tom	LB	Washington State	1966-67
Evans, Norm	T	Texas Christian	1966-75

- F -

Faola, Nu	FB	Hawaii	1989
Faison, Earl	DE	Indiana	1966
Farley, Dale	LB	West Virginia	1971
Farmer, George	WR	Southern	1987
Faulkner, Jeff	DE	Southern	1990
Feldman, Todd	WR	Kent State	1987
Fernandez, Manny	DE	Utah	1968-75
Fiedler, Jay	QB	Dartmouth	2000-01
Fleming, Marv	TE	Utah	1970-74
Fletcher, Jamar	CB	Wisconsin	2001
Folau, Spencer	T	Idaho	2001
Foley, Tim	CB/S	Purdue	1970-80
Foster, Jerome	DT	Ohio State	1986
Foster, Roy	G	Southern California	1982-90
Fowler, Charlie	G	Houston	1967-68
Fowlkes, Dennis	LB	West Virginia	1987
Fox, Dion	LB	James Madison	1994-95
Franklin, Andra	FB	Nebraska	1981-84
Franklin, Tony	K	Texas A&M	1988
Freeman, Arturo	S	South Carolina	2000-01
Fryar, Irving	WR	Nebraska	1993-95
Frye, David	LB	Purdue	1986-89
Fultz, Mike	DT	Nebraska	1981
Funchess, Tom	T	Jackson State	1974
Furjanic, Tony	LB	Notre Dame	1988

- G -

Gadsden, Oronde	WR	Winston-Salem State	1998-01
Gaines, Chris	LB	Vanderbilt	1988
Gaines, William	DT	Florida	1994
Galbreath, Harry	G	Tennessee	1988-92

Galyon, Scott	LB	Tennessee	2000-01
Gamble, Trent	S	Wyoming	2000-01
Gardener, Daryl	DT	Baylor	1996-01
Gardner, Donnie	DE	Kentucky	1991
Gary, Cleveland	RB	Miami (Fla.)	1994
Giaquinto, Nick	RB	Connecticut	1980-81
Gibson, Ernest	CB	Furman	1989
Giesler, Jon	T	Michigan	1979-88
Gilchrist, Cookie	RB	None	1966
Gilmore, Jim	G	Ohio State	1987
Ginn, Hubert	RB	Florida A&M	1970-75
Glenn, Kerry	CB	Minnesota	1990-92
Goar, Guy	C	Colorado State	1987
Gogan, Kevin	G	Washington	1999
Golic, Mike	DT	Notre Dame	1993
Goode, Irv	C/G	Kentucky	1973-74
Goode, Kerry	RB	Alabama	1989
Goode, Tom	C	Mississippi State	1966-69
Goodwin, Hunter	TE	Texas A&M	1999-01
Gordon, Larry	LB	Arizona State	1976-82
Gore, Stacy	P	Arkansas State	1987
Grady, Garry	S	Eastern Michigan	1969
Graf, Rick	LB	Wisconsin	1987-90
Grant, African	S	Illinois	1990
Grant, Ernest	DT	Arkansas Pine-Bluff	2000-01
Gray, Chris	G	Auburn	1993-96
Green, Chris	CB/S	Illinois	1991-94
Green, Cleveland	T	Southern	1979-86
Green, Eric	TE	Liberty	1995
Green, Hugh	LB	Pittsburgh	1985-91
Green, Ray	S	South Carolina	2001
Green, Yatil	WR	Miami (Fla.)	1997-99
Greene, Andrew	G	Indiana	1995
Greenwood, Morlon	LB	Syracuse	2001
Gregory, Damian	DT	Illinois State	2000-01
Griese, Bob	QB	Purdue	1967-80
Griggs, David	LB/DE	Virginia	1989-93
Grimsley, John	LB	Kentucky	1991-93
Groth, Jeff	WR	Bowling Green	1979
Gruber, Bob	T	Pittsburgh	1987

- H -

Haley, Jermaine	DT	Butte College	2000-01
Hamilton, Michael	LB	North Carolina A&T	2000
Hammond, Kim	QB	Florida State	1968
Hampton, Lorenzo	RB	Florida	1985-89
Hand, Norman	DT	Mississippi	1995-96
Hawthorne, Ed	NT	Minnesota	1995
Harden, Bobby	S	Miami (Fla.)	1990-93
Hardy, Bruce	TE	Arizona State	1978-89
Harper, Jack	RB	Florida	1967-68
Harris, Anthony	LB	Auburn	1996-99
Harris, Corey	S	Vanderbilt	1997
Harris, Duriel	WR	New Mexico State	1976-83, 1985
Harris, Leroy	FB	Arkansas State	1977-78
Hatcher, Dale	P	Clemson	1993
Hayes, Jeff	P	North Carolina	1987
Haynes, Abner	RB	North Texas State	1967
Heath, Clayton	RB	Wake Forest	1976
Heffner-Liddiard, Brody	TE	Colorado	2000
Heflin, Vince	WR	Central State (Ohio)	1982-85
Heinz, Bob	DT	Pacific	1969-77
Heller, Ron	T	Penn State	1993-95
Hendel, Andy	LB	North Carolina State	1986
Hendricks, Tommy	LB	Michigan	2000-01
Henry, Charles	TE	Miami (Fla.)	1991
Hester, Ron	LB	Florida State	1982-84
Higgins, Jim	G	Xavier	1966
Higgs, Mark	RB	Kentucky	1990-94

Hill, Barry	S	Iowa State	1975-76
Hill, Eddie	RB	Memphis State	1981-84
Hill, Ike	WR	Catawba	1976
Hill, Nate	DE	Auburn	1988
Hill, Randal	WR	Miami (Fla.)	1991, 1995-96
Hill, Ray	CB	Michigan State	1998-00
Hill, Sean	CB/S	Montana State	1994-96
Hines, Jimmy	WR	Texas Southern	1969
Hobley, Liffort	S	Louisiana State	1987-93
Hollier, Dwight	LB	North Carolina	1992-99
Holmes, John	DE	Florida A&M	1966
Holmes, Mike	WR	Texas Southern	1976
Hooper, Trell	CB	Memphis State	1987
Hoover, Houston	G	Jackson State	1994
Hopkins, Jerry	LB	Texas A&M	1967-68
Howell, Mike	S	Grambling	1972
Howell, Steve	FB	Baylor	1979-81
Huard, Damon	QB	Washington	1997-00
Huddleston, Jim	G	Virginia	1987
Hudock, Mike	C	Miami (Fla.)	1966
Humphrey, Bobby	RB	Alabama	1992
Hunter, Billy	RB	Syracuse	1966
Hunter, Jeff	DE	Albany (Ga.) State	1992-93
Hutton, Tom	P	Tennessee	1999

— I —

Iaquaniello, Mike	S	Michigan State	1991
Ingram, Mark	WR	Michigan State	1993-94
Irvin, Mark	S	Bethune-Cookman	1987
Irwin, Heath	G	Colorado	2000-01
Irwin, Tim	T	Tennessee	1994
Ismail, Qadry	WR	Syracuse	1997
Isom, Rickey	FB	North Carolina State	1987
Izzo, Larry	LB	Rice	1996-00

— J —

Jackson, Calvin	CB/S	Auburn	1994-99
Jackson, Frank	WR	Southern Methodist	1966-67
Jackson, Keith	TE	Oklahoma	1992-94
Jackson, Tyoka	DE	Penn State	1994
Jackson, Vestee	CB	Washington	1991-93
Jacobs, Ray	DT	Howard Payne	1967-68
Jacobs, Tim	CB	Delaware	1996-97
Jacobson, Steve	DE	Abilene-Christian	1987
Jacquet, Nate	WR	San Diego State	1998-99
Jaquess, Pete	S	Eastern New Mexico	1966-67
Jarostchuk, Iliia	LB	New Hampshire	1988
Jaworski, Ron	QB	Youngstown State	1987-88
Jeffries, Greg	S	Virginia	1999-00
Jenkins, Al	T	Tulsa	1972
Jenkins, Ed	RB	Holy Cross	1972
Jensen, Jim	QB/WR/RB	Boston University	1981-92
Joe, Billy	RB	Villanova	1966
Johnson, Curtis	CB	Toledo	1970-78
Johnson, Dan	TE	Iowa State	1983-87
Johnson, Demetrious	S	Missouri	1987
Johnson, Greg	G	Oklahoma	1988
Johnson, J.J.	RB	Mississippi State	1999-01
Johnson, Pat	S	Purdue	1995
Johnson, Pete	FB	Ohio State	1984
Jones, Aaron	DE	Eastern Kentucky	1996
Jones, Ray	CB	Southern	1971
Jones, Robert	LB	East Carolina	1998-00
Jordan, Charles	WR	Long Beach City College	1996-98
Joswick, Bob	DE	Tulsa	1968-69
Judie, Ed	LB	Northern Arizona	1984
Judson, William	CB	South Carolina State	1982-89
Junior, E.J.	LB	Alabama	1989-91

- K -

Keating, Bill	DT	Michigan	1967
Kehoe, Scott	T	Illinois	1987
Kelly, Ben	CB	Colorado	2000-01
Keyes, Jimmy	LB/K	Mississippi	1968-69
Kidd, John	P	Northwestern	1994-97
Kiick, Jim	RB	Wyoming	1968-74
Kinchen, Brian	TE	Louisiana State	1988-90
Kindig, Howard	G/C	Cal State-Los Angeles	1972-73
Kirby, Terry	RB	Virginia	1993-95
Kitts, Jim	FB	Ferrum College	1997-98
Klingbeil, Chuck	NT	Northern Michigan	1991-95
Koch, Greg	T	Arkansas	1986-87
Kocourek, Dave	TE	Wisconsin	1966
Kolen, Mike	LB	Auburn	1970-77
Kolic, Larry	LB	Ohio State	1986-88
Konecny, Mark	RB	Alma	1987
Konrad, Rob	FB	Syracuse	1999-01
Kopp, Jeff	LB	Southern California	1995
Kosar, Bernie	QB	Miami (Fla.)	1994-96
Kozlowski, Mike	S	Colorado	1979-86
Krauss, Barry	LB	Alabama	1989
Kremser, Karl	K	Tennessee	1969-70
Kuechenberg, Bob	G	Notre Dame	1970-84
Kumerow, Eric	DE	Ohio State	1988-90

- L -

Laakso, Eric	T	Tulane	1978-84
Lamb, Mack	CB	Tennessee State	1967-68
Lambrecht, Mike	DT	St. Cloud State	1987-89
Land, Mel	LB	Michigan State	1979
Landry, Ron	FB	McNeese State	1984
Langer, Jim	C	South Dakota State	1970-79
Lankford, Paul	CB	Penn State	1982-91
Lawless, Burton	G	Florida	1981
Lee, Larry	G/C	UCLA	1985-86
Lee, Ronnie	T/TE	Baylor	1979-82, 1984-89
Lee, Shawn	NT	North Alabama	1990-91
Leigh, Charles	RB	None	1971-74
Lethridge, Zebbie	CB	Texas Tech	2001
Lewis, David	TE	California	1987
Limbrick, Garrett	FB	Oklahoma State	1990
Little, George	DE	Iowa	1985-87
Little, Larry	G	Bethune Cookman	1969-80
Logan, Marc	FB	Kentucky	1989-91
Lothridge, Billy	P	Georgia Tech	1972
Lubischer, Steve	LB	Boston College	1987
Lucas, Ray	QB	Rutgers	2001
Lusk, Hendrick	TE	Utah	1998
Lusteg, Booth	K	Connecticut	1967

- M -

Mackey, Kyle	QB	East Texas State	1987
Madison, Sam	CB	Louisville	1997-01
Malone, Benny	RB	Arizona State	1974-78
Malone, Darrell	CB	Jacksonville State	1992-94
Mandich, Jim	TE	Michigan	1970-77
Manning, Brian	WR	Stanford	1997
Mare, Olindo	K	Syracuse	1997-01
Marino, Dan	QB	Pittsburgh	1983-99
Marion, Brock	S	Nevada	1998-01
Mark, Greg	LB	Miami (Fla.)	1990
Marrone, Doug	G/C	Syracuse	1987
Marshall, David	LB	Eastern Michigan	1987
Martin, Tony	WR	Mesa (Colo.)	1989-93, 1999-00
Mass, Wayne	T	Clemson	1971

Matheson, Bob	LB	Duke	1971-79
Matthews, Bo	FB	Colorado	1981
Matthews, Wes	WR	Northeastern State (Okla.)	1966
Mauck, Carl	C	Southern Illinois	1970
McBride, Norm	DE	Utah	1969-70
McCreary, Loaird	TE	Tennessee State	1976-78
McCullers, Dale	LB	Florida State	1969
McDaniel, Wahoo	LB	Oklahoma	1966-68
McDuffie, O.J.	WR	Penn State	1993-01
McFarland, Jim	TE	Nebraska	1975
McGarrahan, Scott	S	New Mexico	2001
McGeever, John	S	Auburn	1966
McGruder, Michael	CB	Kent State	1990-91
McGwire, Dan	QB	San Diego State	1995
McHale, Tom	G	Cornell	1995
McIver, Everett	G	Elizabeth City College	1996-97
McKenzie, Kevin	WR	Washington State	1999
McKinnon, Dennis	WR	Florida State	1990
McKnight, James	WR	Liberty	2001
McKyer, Tim	CB	Texas Arlington	1990
McNeal, Don	CB	Alabama	1980-89
McPhail, Jerris	RB	East Carolina	1996-97
Merritt, Dave	LB	North Carolina State	1993
Mertens, Jim	TE	Fairmont State	1969
Michel, Mike	P/K	Stanford	1977
Miller, Scott	WR	UCLA	1991-96
Milner, Billy	T	Houston	1995-96
Milton, Gene	WR	Florida A&M	1968-69
Mingo, Gene	K	None	1966-67
Minor, Travis	RB	Florida State	2001
Mira, George	QB	Miami (Fla.)	1971
Mitchell, Melvin	G	Tennessee State	1976-78
Mitchell, Scott	QB	Utah	1990-93
Mitchell, Stan	RB	Tennessee	1966-70
Mixon, Kenny	DE	Louisiana State	1998-01
Moore, Corey	LB	Virginia Tech	2001
Moore, Dave	TE	Pittsburgh	1992
Moore, Eric	T	Indiana	1995
Moore, Mack	DE	Texas A&M	1985-86
Moore, Maulty	DT	Bethune-Cookman	1972-74
Moore, Nat	WR	Florida	1974-86
Moore, Ron	RB	Pittsburg State (Kan.)	1998
Moore, Stevon	S	Mississippi	1990
Moore, Wayne	T	Lamar	1970-78
Moreau, Doug	TE	Louisiana State	1966-69
Morrall, Earl	QB	Michigan State	1972-76
Morris, Mercury	RB	West Texas State	1969-75
Morris, Victor	LB	Miami (Fla.)	1987
Moser, Rick	RB	Rhode Island	1980
Moyer, Alex	LB	Northwestern	1985-86
Mumphord, Lloyd	CB	Texas Southern	1969-74

- N -

Nathan, Tony	RB	Alabama	1979-87
Nealy, Ray	RB	Arkansas-Pine Bluff	1997
Nedney, Joe	K	San Jose State	1996-97
Neff, Bob	S	Stephen F. Austin State	1966-68
Neighbors, Billy	G	Alabama	1966-69
Newman, Ed	G	Duke	1973-84
Nicolas, Scott	LB	Miami (Fla.)	1987
Nomina, Tom	DT	Miami (Ohio)	1966-68
Noonan, Karl	WR	Iowa	1966-71
Norton, Rick	QB	Kentucky	1966-69
Nottingham, Don	FB	Kent State	1973-77
Novak, Jeff	T	Southwest Texas State	1994

- O -

Odum, Cliff	LB	Texas Arlington	1990-93
-------------	----	-----------------	---------

Offerdahl, John	LB	Western Michigan	1986-93
Ogden, Jeff	WR	Eastern Washington	2000-01
Oglesby, Alfred	DE/NT	Houston	1990-92
Ogunleye, Adewale	DE	Indiana	2000-01
Oliver, Louis	S	Florida	1989-93, 1995-96
Oliver, Muhammad	CB	Oregon	1994
Orosz, Tom	P	Ohio State	1981-82
Ortega, Ralph	LB	Florida	1979-80
Oubre, Louis	G	Oklahoma	1987
Ours, Greg	C	Muskingum	1987
Overstreet, David	RB	Oklahoma	1983
Owens, Morris	WR	Arizona State	1975-76
Owens, Rich	DE	Lehigh	1999-00

- P -

Paige, Tony	FB	Virginia Tech	1990-92
Palmer, Dick	LB	Kentucky	1970
Park, Ernie	G	McMurray	1966
Parmalee, Bernie	RB	Ball State	1992-98
Pearson, Willie	CB	North Carolina A&T	1969
Pederson, Doug	QB	Northeast Louisiana	1993
Perriman, Brett	WR	Miami (Fla.)	1997
Perry, Ed	TE	James Madison	1997-01
Perry, Todd	G	Kentucky	2001
Pesuit, Wally	T	Kentucky	1977-78
Petrella, Bob	S	Tennessee	1966-71
Phillips, Lawrence	RB	Nebraska	1997
Pidgeon, Tim	LB	Syracuse	1987
Planansky, Joe	TE	Chadron State	1995
Plummer, Bruce	CB	Mississippi State	1988
Pool, David	CB	Carson-Newman	1994
Poole, Ken	DT	Northeast Louisiana	1981-82
Potter, Steve	LB	Virginia	1981-82
Potts, Roosevelt	FB	Northeast Louisiana	1997
Powell, Alvin	G	Winston-Salem State	1989
Powell, Jesse	LB	West Texas State	1969-73
Preston, Roell	WR	Mississippi	1999
Price, Sam	RB	Illinois	1966-68
Pritchett, Stanley	FB	South Carolina	1996-99
Prokop, Joe	P	Cal Poly-Pomona	1992
Pruitt, James	WR	Cal State-Fullerton	1986-88, 1990-91
Pryor, Barry	RB	Boston University	1969-70
Pyburn, Jack	T	Texas A&M	1967-68

- R -

Raglin, Floyd	CB	Southern	1987
Randle, Tate	S	Texas Tech	1987
Rather, Bo	RB	Michigan	1973, 1978
Ray, Ricky	CB	Norfolk State	1981-82
Readon, Ike	DT	Hampton Institute	1987
Reaves, Willard	RB	Northern Arizona	1989
Reese, Don	DT	Jackson State	1974-76
Reichenbach, Mike	LB	East Stroudsburg	1990-91
Reilly, Dameon	WR	Rhode Island	1987
Reveiz, Fuad	K	Tennessee	1985-88
Rhone, Earnie	LB	Henderson State	1975-84
Rice, Ken	G	Auburn	1966-67
Richardson, Jeff	T	Michigan State	1969
Richardson, John	DT	UCLA	1967-71
Richardson, Kyle	P	Arkansas State	1997
Richardson, Willie	WR	Jackson State	1970
Riley, Jim	DE	Oklahoma	1967-71
Roberson, Bo	WR	Cornell	1966
Roberson, Vern	S	Grambling	1977
Roberts, Archie	QB	Columbia	1967
Roberts, George	P	Virginia Tech	1978-80
Roberts, Guy	LB	Maryland	1977
Robinson, Fred	LB	Miami (Fla.)	1986

Robiskie, Terry	FB	Louisiana State	1980-81
Roby, Reggie	P	Iowa	1983-92
Roderick, John	WR	Southern Methodist	1966-67
Rodgers, Derrick	LB	Arizona State	1997-01
Rose, Donovan	S	Hampton Institute	1986-87
Rose, Joe	TE	California	1980-85
Roth, Pete	FB	Northern Illinois	1987
Ruddy, Tim	C	Notre Dame	1994-01
Rudolph, Jack	LB	Georgia Tech	1966
Russell, Twan	LB	Miami (Fla.)	2000-01

— S —

Salter, Bryant	S	Pittsburgh	1976
Sampleton, Lawrence	TE	Texas	1987
Sander, Mark	LB	Louisville	1992
Saxon, James	RB	San Jose State	1992-94
Schamel, Duke	LB	South Dakota	1987
Schwedes, Scott	WR	Syracuse	1987-90
Scott, Jake	S	Georgia	1970-75
Scott, Ronald	RB	Southern	1987
Scott, Stanley	DE	Florida State	1987
Secules, Scott	QB	Virginia	1989-92
Seiple, Larry	P/RB/TE	Kentucky	1967-77
Selfridge, Andy	LB	Virginia	1976
Sellers, Ron	WR	Florida State	1973
Sendlein, Robin	LB	Texas	1985
Shannon, Larry	WR	East Carolina	1998-99
Shaw, Terrance	CB	Stephen F. Austin	2000
Sheldon, Mike	T	Grand Valley State	1997-99
Shepherd, Leslie	WR	Temple	2000
Shipp, Jackie	LB	Oklahoma	1984-88
Shiver, Sanders	LB	Carson-Newman	1984
Shull, Steve	LB	William & Mary	1980-83
Siler, Rich	TE	Texas A&M	1987
Simpson, Antoine	DT	Houston	1999
Simpson, Bob	DE	Colorado	1978
Sims, Keith	G	Iowa State	1990-97
Singleton, Chris	LB	Arizona	1993-96
Small, Gerald	CB	San Jose State	1978-83
Smith, Brent	G/T	Mississippi State	1997-01
Smith, Frankie	CB	Baylor	1993-95
Smith, Lamar	RB	Houston	2000-01
Smith, Mike	CB	Texas-El Paso	1985-87
Smith, Sammie	RB	Florida State	1989-91
Smith, Tom	RB	Miami (Fla.)	1973
Smith, Willie	TE	Miami (Fla.)	1987
Sochia, Brian	DT	Northwestern Oklahoma State	1986-91
Solomon, Freddie	WR	Tampa	1975-77
Solomon, Jesse	LB	Florida State	1994
Sowell, Robert	CB	Howard	1983-85, 1987
Speyrer, Cotton	WR	Texas	1975
Spikes, Irving	RB	Northeast Louisiana	1994-97
Spriggs, Marcus	T	Houston	2001
Squirek, Jack	LB	Illinois	1986
Stanfill, Bill	DE	Georgia	1969-76
Stankavage, Scott	QB	North Carolina	1987
Stanley, Walter	WR	Mesa (Colo.)	1991
Stephenson, Dwight	C	Alabama	1980-87
Stewart, Michael	S	Fresno State	1994-96
Stewart, Rayna	S	Northern Arizona	1998
Stofa, John	QB	Buffalo	1966-67, 1969-70
Stokes, Barry	T	Eastern Michigan	1998
Storr, Greg	LB	Boston College	1987
Stoudt, Cliff	QB	Youngstown State	1989
Stowe, Otto	WR	Iowa State	1971-72
Stoyanovich, Pete	K	Indiana	1989-95
Stradford, Troy	RB	Boston College	1987-90
Strock, Don	QB	Virginia Tech	1974-87
Stubbs, Daniel	DE	Miami (Fla.)	1996-98

Stuckey, Henry	CB	Missouri	1972-74
Surtain, Patrick	CB	Southern Mississippi	1998-01
Swain, John	CB	Miami (Fla.)	1985, 1987
Swayne, Harry	T	Rutgers	2001
Swift, Doug	LB	Amherst	1970-75
Swoopes, Pat	DE	Mississippi State	1991

- T -

Tagliaferri, John	RB	Cornell	1987
Tanner, Barron	DT	Oklahoma	1997-98
Tautolo, Terry	LB	UCLA	1983-84
Taylor, Ed	CB	Memphis State	1979-82
Taylor, Henry	DT	South Carolina	2001
Taylor, Jason	DE	Akron	1997-01
Taylor, Johnny	LB	Hawaii	1986
Teague, George	S	Alabama	1997
Teal, Jimmy	WR	Texas A&M	1988
Testerman, Don	FB	Clemson	1980
Thayer, Tom	G/C	Notre Dame	1993
Thomas, Lamar	WR	Miami (Fla.)	1996-00
Thomas, Norris	CB	Southern Mississippi	1977-79
Thomas, Rodell	LB	Alabama State	1981, 1983-84
Thomas, Rodney	CB	Brigham Young	1988-90
Thomas, Thurman	RB	Oklahoma State	2000
Thomas, Zach	LB	Texas Tech	1996-01
Thompson, Reyna	CB	Baylor	1986-88
Thornton, Jack	LB	Auburn	1966
Tiffin, Van	K	Alabama	1987
Tilley, Emmett	LB	Duke	1983
Tillman, Andre	TE	Texas Tech	1975-78
Toews, Jeff	G	Washington	1979-85
Torczon, LaVerne	DE	Nebraska	1966
Torrey, Bob	FB	Penn State	1979
Toth, Tom	G	Western Michigan	1986-89
Towle, Steve	LB	Kansas	1975-80
Tucker, Gary	RB	Tennessee-Chattanooga	1968
Turk, Matt	P	Wisconsin-Whitewater	2000-01
Turner, T.J.	DE	Houston	1986-92
Twilley, Howard	WR	Tulsa	1966-76

- U -

Uhlenhake, Jeff	C	Ohio State	1989-93
Urbanek, Jim	DT	Mississippi	1968
Uwaezuoke, Iheanyi	WR	California	1998

- V -

Veasey, Craig	DT	Houston	1993-94
Vigorito, Tom	RB/WR	Virginia	1981-85
Vincent, Troy	CB	Wisconsin	1992-95
Volk, Rick	S	Michigan	1977-78
von Schamann, Uwe	K	Oklahoma	1979-84

- W -

Wade, Charley	WR	Tennessee State	1973
Wade, Todd	T	Mississippi	2000-01
Wainright, Frank	TE	Northern Colorado	1995-98
Walker, Bracey	S	North Carolina	1997
Walker, Brian	S	Washington State	1997-98, 2000-01
Walker, Fulton	CB	West Virginia	1981-84
Walters, Rod	G	Iowa	1980
Wantland, Hal	S	Tennessee	1966
Ward, Chris	T	Ohio State	1986
Ward, Dedric	WR	Northern Iowa	2001
Ward, Ronnie	LB	Kansas	1997
Warfield, Paul	WR	Ohio State	1970-74
Warren, Jimmy	CB	Illinois	1966-69

Washington, Dick	CB	Bethune-Cookman	1968
Weaver, Jed	TE	Oregon	2000-01
Webb, Richmond	T	Texas A&M	1990-00
Webster, Larry	DT	Maryland	1992-94
Weidner, Bert	G/C	Kent State	1990-95
Weisacosky, Ed	LB	Miami (Fla.)	1968-70
West, Willie	S	Oregon	1966-68
Westmoreland, Dick	CB	North Carolina A&T	1966-69
White, Jeris	CB	Hawaii	1974-76
Wickert, Tom	T	Washington State	1974
Williams, Delvin	RB	Kansas	1978-80
Williams, Gene	G	Iowa State	1991-92
Williams, Jarvis	S	Florida	1988-93
Williams, Joel	TE	Notre Dame	1987
Williams, Kevin	S	Oklahoma State	2000
Williams, Maxie	G/T	Southeastern Louisiana	1966-70
Williams, Mike	WR	Northeastern	1991-95
Williams, Ronnie	TE	Oklahoma State	1993-95
Wilmsmeyer, Klaus	P	Louisville	1998
Wilson, George, Jr.	QB	Xavier	1966
Wilson, Jerry	CB	Southern	1996-00
Wilson, Karl	DE	Louisiana State	1990, 1993
Wilson, Robert	FB	Texas A&M	1994-96
Wimberly, Derek	DE	Purdue	1987
Windauer, Bill	DT	Iowa	1975
Winfrey, Stan	RB	Arkansas State	1975-77
Wiska, Jeff	G	Michigan State	1987
Wood, Dick	QB	Auburn	1966
Wooden, Shawn	S	Notre Dame	1996-99, 2001
Woodley, David	QB	Louisiana State	1980-83
Woods, Larry	DT	Tennessee State	1973
Woodson, Fred	G	Florida A&M	1967-69

- Y -

Yepremian, Garo	K	None	1970-78
Young, Steve	T	Colorado	1977
Young, Willie	T	Alcorn A&M	1973

- Z -

Zawatson, Dave	T	California	1991
Zecher, Rich	DT	Utah State	1966-67
Zolak, Scott	QB	Maryland	1999

Boldface indicates active player or coach.

WHERE THEY'VE COME FROM

(Colleges and Universities which have produced Dolphin players)

Abilene-Christian 1, Akron 1, Alabama 13, Alabama State 1, Albany (Ga.) State 1, Alcorn A&M 1, Alma 1, Amherst 2, Arizona 2, Arizona State 6, Arkansas 2, Arkansas Pine-Bluff 2, Arkansas State 5, Auburn 10, Ball State 1, Baylor 7, Benedict College 1, Bethune-Cookman 7, Boston College 5, Boston University 2, Bowling Green 1, Brigham Young 1, Buffalo 1, Butte College 1, California 4, California-Davis 1, Cal Poly-Pomona 1, Cal Poly-SLO 1, Cal State-Fullerton 1, Cal State-Los Angeles 1, Carson-Newman 2, Catawba 1, Central College (Iowa) 1, Central State (Ohio) 1, Chadron State (Neb.) 1, Clemson 2, Colorado 8, Colorado State 1, Columbia 1, Connecticut 2, Cornell 3, Dartmouth 1, Dayton 1, Delaware 1, Delta State 1, Duke 6, East Carolina 5, East Stroudsburg 1, East Texas State 1, Eastern Kentucky 1, Eastern Michigan 3, Eastern New Mexico 1, Eastern Washington 1, Elizabeth City College 1, Fairmont State 1, Ferrum College 1, Florida 12, Florida A&M 5, Florida State 9, Ft. Valley State 1, Franklin and Marshall 1, Fresno State 1, Furman 1, Georgia 2, Georgia Tech 7, Grambling 4, Grand Valley State 1, Hampton Institute 3, Hawaii 3, Henderson State 2, Holy Cross 1, Houston 8, Howard 1, Howard Payne 1, Idaho 1, Illinois 7, Illinois State 1, Indiana 7, Indiana State 1, Iona 1, Iowa 5, Iowa State 6, Jackson State 5, Jacksonville State 1, James Madison 3, Kansas 3, Kent State 4, Kentucky 11, Lamar 1, Lehigh 1, Liberty 3, Long Beach City College 1, Louisiana State 9, Louisville 7, MacMurray 1, Maryland 6, McNeese State 1, Memphis State 5, Mesa

All-Time Roster/Where They've Come From • 569

(Colo.) 2, Miami (Fla.) 28, Miami (Ohio) 1, Michigan 7, Michigan State 8, Minnesota 5, Mississippi 10, Mississippi State 5, Missouri 3, Montana State 1, Montclair State 1, Morgan State 1, Morris Brown 1, Muskingum 1, Nebraska 7, Nevada 3, New Hampshire 1, New Mexico 1, New Mexico State 2, No College 4, Norfolk State 1, North Carolina 8, North Carolina A&T 3, North Carolina Central 1, North Carolina State 3, North Dakota State 1, Northeast Louisiana 4, Northeastern 1, Northeastern State (Okla.) 1, Northern Arizona 3, Northern Colorado 1, Northern Illinois 1, Northern Iowa 2, Northern Michigan 1, North Texas State 1, Northwestern 2, Northwestern Oklahoma State 1, Northwestern State (La.) 1, Notre Dame 10, Ohio State 15, Oklahoma 10, Oklahoma State 4, Omaha 1, Oregon 4, Pacific 1, Penn State 10, Pittsburg State (Kan.) 1, Pittsburgh 6, Princeton 1, Purdue 6, Rhode Island 2, Rice 4, Rutgers 3, St. Cloud State 1, San Diego State 3, San Jose State 5, South Carolina 5, South Carolina State 1, South Dakota 1, South Dakota State 1, Southeastern Louisiana 1, Southern 6, Southern California 2, Southern Illinois 1, Southern Methodist 2, Southern Mississippi 5, Southwestern Louisiana 1, Southwest Texas State 1, Stanford 5, Stephen F. Austin 3, Syracuse 11, Tampa 3, Temple 1, Tennessee 13, Tennessee-Chattanooga 1, Tennessee State 5, Texas 5, Texas A&M 12, Texas Arlington 2, Texas Christian 4, Texas-El Paso 1, Texas Southern 5, Texas Tech 4, Toledo 1, Tulane 2, Tulsa 5, UCLA 6, Utah 6, Utah State 2, Vanderbilt 3, Villanova 1, Virginia 9, Virginia State 1, Virginia Tech 4, Wake Forest 1, Washington 5, Washington State 5, Wayne State 1, Western Carolina 1, Western Illinois 2, Western Michigan 2, West Texas State 2, West Virginia 6, Wichita State 1, William & Mary 1, Winston-Salem State 2, Wisconsin 7, Wisconsin-Whitewater 1, Wyoming 2, Xavier 2, Yale 1, Youngstown State 1.

TOP SCHOOLS: 28 – Miami (Fla.); 15 – Ohio State; 13 – Alabama, Tennessee; 12 – Florida, Texas A&M; 11 – Kentucky, Syracuse; 10 – Mississippi, Notre Dame, Oklahoma, Penn State; 9 – Auburn, Florida State, Louisiana State, Virginia; 8 – Colorado, Houston, Michigan State, North Carolina; 7 – Baylor, Bethune-Cookman, Georgia Tech, Illinois, Indiana, Louisville, Michigan, Nebraska; Wisconsin; 6 – Arizona State, Duke, Iowa State, Maryland, Pittsburgh, Purdue, Southern, UCLA, Utah, West Virginia.

LENGTH OF SERVICE

TOTAL YEARS	NAME AND YEARS PLAYED
17	Dan Marino 83-99
15	Bob Kuechenberg 70-84
14	Bob Griese 67-80; Don Strock 74-87
13	Nat Moore 74-86
12	Vern Den Herder 71-82; Bruce Hardy 78-89; Jim Jensen 81-92; Larry Little 69-80; Ed Newman 73-84
11	Mark Duper 82-92; Tim Foley 70-80; Larry Seiple 67-77; Howard Twilley 66-76; Richmond Webb 90-00
10	Dick Anderson 68-77; Bob Baumhower 77-86; Doug Betters 78-87; Mark Clayton 83-92; Jeff Dellenbach 85-94; Norm Evans 66-75; Jon Giesler 79-88; Jim Langer 70-79; Paul Lankford 82-91; Ronnie Lee 79-82, 84-89; Don McNeal 80-89; Earnie Rhone 75-84; Reggie Roby 83-92
9	Woody Bennett 80-88; Glenn Blackwood 79-87; Kim Bokamper 77-85; Bob Brudzinski 81-89; Roy Foster 82-90; Duriel Harris 76-83, 85; Bob Heinz 69-77; Curtis Johnson 70-78; Bob Matheson 71-79; O.J. McDuffie 93-01; Wayne Moore 70-78; Tony Nathan 79-87; Garo Yepremian 70-78
8	Charlie Babb 72-79; Tim Bowens, 94-01; J.B. Brown, 89-96; Nick Buoniconti 69-76; Jeff Cross 88-95; Larry Csonka 68-74, 79; A.J. Duhe 77-84; Manny Fernandez 68-75; Cleveland Green 79-86; Dwight Hollier 1992-99; William Judson 82-89; Mike Kolen 70-77; Mike Kozlowski 79-86; Jim Mandich 70-77; John Offerdahl 86-93; Tim Ruddy, 94-01; Keith Sims 90-97; Bill Stanfill 69-76; Dwight Stephenson 80-87
7	Fred Banks 87-93; Jimmy Cefalo 78-84; Doug Crusan 68-74; Mark Dennis 87-93; Larry Gordon 76-82; Hugh Green 85-91; Liffort Hobley 87-93; Jim Kiick 68-74; Eric Laakso 78-84; Tony Martin 89-93, 99-00; Mercury Morris 69-75; Bernie Parmalee 1992-98; Pete Stoyanovich 89-95; Jeff Toews 79-85; T.J. Turner 86-92

DOLPHINS BY THE NUMBERS

(1966-01)

- 1 - Garo Yepremian (1970-78); Tony Franklin (1988); Willie Beecher (1988); Matt Turk (2000-01)
- 2 - Cookie Gilchrist (1966); *Willie Beecher (1987)
- 3 - Tom Orosz (1981-82); *Stacy Gore (1987); Van Tiffin (1987)
- 4 - George Roberts (1978-80); Reggie Roby (1983-92); Tom Hutton (1999)
- 5 - Booth Lusteg (1967); John Stofa (1969-70); Uwe von Schamann (1979-84); Jeff Hayes (1987); Kyle Richardson (1997)
- 6 - Jim Arnold (1994); Joe Nedney (1996-97); Brent Bartholomew (1999); Ray Lucas (2001)
- 7 - Billy Lothridge (1972); Guy Benjamin (1978-79); Fuad Reveiz (1985-88); Charlie Baumann (1991); Joe Prokop (1992); Dale Hatcher (1993); Craig Erickson (1996-98)
- 8 - Klaus Wilmsmeyer (1998)
- 9 - Scott Secules (1989-92); Jay Fiedler (2000-01)
- 10 - George Wilson, Jr. (1966); George Mira (1971); Don Strock (1974-87); Pete Stoyanovich (1989-95); Olindo Mare (1997-01)
- 11 - Rick Norton (1966-69); Jim Del Gaizo (1972, 1975); Jim Jensen (1981-92); Dan McGwire (1995); Damon Huard (1997-00)
- 12 - Bob Griese (1967-80)
- 13 - Jake Scott (1970-75); Dan Marino (1983-99)
- 14 - *Scott Stankavage (1987); Doug Pederson (1993); Scott Zolak (1999)
- 15 - John Stofa (1966-67); Kim Hammond (1968); Karl Kremser (1969-70); Charles Leigh (1971); Earl Morrall (1972-76); *Kyle Mackey (1987); Kirby Dar Dar (1995, 1997)
- 16 - Archie Roberts (1967); Tom Boutwell (1969); David Woodley (1980-83)
- 17 - Mike Michel (1977); Ron Jaworski (1987-88); Steve DeBerg (1993); John Kidd (1994-97); Todd Doxzon (1998)
- 18 - Dick Wood (1966); Cliff Stoudt (1989)
- 19 - Reyna Thompson (1986); Scott Mitchell (1990-93); Bernie Kosar (1994-96); Nate Jacquet (1998)
- 20 - Larry Seiple (1967-77); Neal Colzie (1979); David Overstreet (1983); *Rickey Isom (1987); Joe Cribbs (1988); Marc Logan (1989-91); Muhammad Oliver (1994); Ray Nealy (1997); John Avery (1998-99); Ben Kelly (2000-01)
- 21 - Gene Mingo (1966-67); Jim Kiick (1968-74); Rick Volk (1977-78); *Tate Randle (1987); Mark Higgs (1990-94); Lawrence Phillips (1997); Rayna Stewart (1998); Autry Denson (1999-00); Terry Cousin (2001)
- 22 - Willie West (1966-68); Mercury Morris (1969-75); Tony Nathan (1979-87); Kerry Goode (1989); Tim McKyer (1990); James Saxon (1992-94); Shawn Wooden (1996-99); Terrance Shaw (2000); Shawn Wooden (2001)
- 23 - Wes Matthews (1966); Charles Leigh (1973-74); Joe Carter (1984-86); Troy Stradford (1987); *Demetrious Johnson (1987); Troy Stradford (1987-90); Troy Vincent (1992-95); Robert Bailey (1996); George Teague (1997); Patrick Surtain (1998-01)
- 24 - Billy Hunter (1966); Jack Clancy (1967-69); Delvin Williams (1978-80); Reyna Thompson (1986-87); *Floyd Raglin (1987); Reyna Thompson (1987-88); Rodney Thomas (1989-90); Vestee Jackson (1991-93); Pat Johnson (1995); Jerry Wilson (1996-00); Jamar Fletcher (2001)
- 25 - Dick Westmoreland (1966-69); Tim Foley (1970-80); Mike Smith (1985-87); Louis Oliver (1989-93, 1995-96); Corey Harris (1997); Greg Jeffries (1999-00)
- 26 - Frank Jackson (1966-67); Lloyd Mumphord (1969-74); Duriel Harris (1976); Donovan Rose (1986-87); Jarvis Williams (1988-93); Bracey Walker (1997); Lamar Smith (2000-01)
- 27 - Gary Tucker (1968); Gary Davis (1976-79); Lorenzo Hampton (1985-89); Stevon Moore (1990); David Pool (1994); Terrell Buckley (1995-99); Arturo Freeman (2000-01)
- 28 - George Chesser (1966); Abner Haynes (1967); Gene Milton (1968-69); Ed Jenkins (1972); Hubert Ginn (1975); Don McNeal (1980-89); Michael McGruder (1990-91); Frankie Smith (1993); Gene Atkins (1994-96); Ray Hill (1998-00)
- 29 - Jack Harper (1967-68); Garry Grady (1969); Tom Smith (1973); John Swain (1985); Liffort Hobley (1987-93); Frankie Smith (1994-95); Sam Madison (1997-01)
- 30 - Sam Price (1966-68); Bryant Salter (1976); Ron Davenport (1985-89); Bernie Parmalee (1992-98)
- 31 - George Chesser (1967); Barry Pryor (1969-70); Terry Cole (1971); Norm Bulaich (1975-79); Rick Moser (1980); Eddie Hill (1981-84); Sean Hill (1994-96); Brock Marion (1998-01)
- 32 - Joe Auer (1966-67); Hubert Ginn (1970-73); Benny Malone (1974-78); Tom Vigorito (1981-85); Donald Brown (1986); *Pete Roth (1987); Garrett Limbrick (1990); Bruce Alexander (1992-93); Aaron Craver (1994); Cleveland Gary (1994); Jerris McPhail (1996-97); J.J. Johnson (1999-01)
- 33 - Billy Joe (1966); Hubert Ginn (1974); Stan Winfrey (1975-77); Billy Cesare (1980); Bo Matthews (1981); Rich Diana (1982); Craig Ellis (1986); *Ronald Scott (1987); Sammie Smith (1989-91); Karim Abdul-Jabbar (1996-99); Deon Dyer (2000-01)

- 34 - Ron Sellers (1973); Jim Braxton (1978); Don Testerman (1980); Woody Bennett (1980-88); Nu'u Faaola (1989); Tony Collins (1990); Aaron Craver (1991-93); Tyrone Braxton (1994); Tim Jacobs (1996-97); Ron Moore (1998); Cecil Collins (1999); Thurman Thomas (2000); Travis Minor (2001)
- 35 - Rick Casares (1966); Stan Mitchell (1966-70); Clayton Heath (1976); Nick Giaquinto (1980-81); *John Tagliaferri (1987); Kerry Glenn (1990-92); Michael Stewart (1994-96); Irving Spikes (1997); Ben Kelly (2000)
- 36 - Preston Carpenter (1966); Charles Leigh (1972); Don Nottingham (1973-77); Steve Howell (1979-81); Tom Brown (1987-89); Stephen Braggs (1992-93); Stanley Pritchett (1996-99)
- 37 - Charley Wade (1973); Andra Franklin (1981-84); Mike Kozlowski (1979-80); J.B. Brown (1989-96); Zebbie Lethridge (2001)
- 38 - Leroy Harris (1977-78); Bob Torrey (1979); Terry Robiskie (1980-81); Ron Landry (1984); *Clarence Bailey (1987); Bruce Plummer (1988); Willard Reaves (1989); Calvin Jackson (1994-99); Kevin Williams (2000)
- 39 - Larry Csonka (1968-74, 1979)
- 40 - Bo Roberson (1966); Dick Anderson (1968-77); Mike Kozlowski (1981-86); *John Swain (1987); Irving Spikes (1994-96); Ray Green (2001)
- 41 - Willie Pearson (1969); Norris Thomas (1977-79); Fulton Walker (1981-84); *Mark Konecny (1987); African Grant (1990); Keith Byars (1993-96); Scott McGarrahan (2001)
- 42 - Bill Darnell (1968-69); Paul Warfield (1970-74); Jeris White (1974-76); Vern Roberson (1977); Lyle Blackwood (1981-86); *Robert Sowell (1987); Ernest Gibson (1989); Chris Green (1991-94); Terry Kirby (1995); Roosevelt Potts (1997); Trent Gamble (2000-01)
- 43 - Bob Neff (1966-68); Mike Holmes (1976); Jeff Allen (1980); Ricky Ray (1981-82); Larry Cowan (1982); Bud Brown (1984-88); Terry Kirby (1993-94)
- 44 - Pete Jacquess (1966-67); Dick Washington (1968); Dean Brown (1970); Mike Howell (1972); Barry Hill (1975-76); Charles Cornelius (1977-78); Doug Beaudoin (1980); Paul Lankford (1982-91); Bobby Humphrey (1992); Aaron Craver (1994); Rob Konrad (1999-01)
- 45 - Mack Lamb (1967-68); Curtis Johnson (1970-78); Ed Taylor (1979-82); Robert Sowell (1983-85); *Trell Hooper (1987); Rodney Thomas (1988); Bobby Harden (1990-93); Brian Walker (1997-98, 2000-01)
- 46 - Hal Wantland (1966); Don Bessilleu (1979-81); Pete Johnson (1984); *Mark Irvin (1987); Dave Moore (1992)
- 47 - John McGeever (1966); Tom Beier (1967, 1969); Ted Bachman (1976); Glenn Blackwood (1979-87); Stefan Adams (1990); Darrell Malone (1992-94)
- 48 - Bob Patrella (1966-71); Henry Stuckey (1972-74); Ken Ellis (1976); Wade Bosarge (1977); Gerald Small (1978-83); Mike Iaquaniello (1991); Jim Kitts (1997-98); Kantroy Barber (1999); Brody Heffner-Liddiard (2000)
- 49 - Jimmy Warren (1966-69); Ray Jones (1971); Charlie Babb (1972-79); William Judson (1982-87); *Marvell Burgess (1987); William Judson (1987-89); Tony Paige (1990-92); Robert Wilson (1994-96); Dwayne Dotson (1997)
- 50 - Frank Emanuel (1968-69); Dick Palmer (1970); Bruce Elia (1975); Larry Gordon (1976-82); Jackie Shipp (1984-87); *Greg Storr (1987); Jackie Shipp (1987-88); Dave Ahrens (1989); Louis Cooper (1991); Dwight Hollier (1992-99); Michael Hamilton (2000)
- 51 - Jerry Hopkins (1967-68); Ed Weisacosky (1968-70); Larry Ball (1972-74); Rodrigo Barnes (1975); Andy Selfridge (1976); Rusty Chambers (1976-80); Mark Brown (1983-88); Greg Clark (1989); Bryan Cox (1991-95); Anthony Harris (1996-99); Tommy Hendricks (2000-01)
- 52 - Mike Hudock (1966); Jimmy Keyes (1968-69); Mike Denney (1976); Larry Ball (1977-78); Mel Land (1979); Steve Shull (1981-83); Emmitt Tilley (1983); Terry Tautolo (1983-84); Sanders Shiver (1984); Robin Sendlein (1985); *Dennis Fowlkes (1987); Scott Nicolas (1987); Mike Reichenbach (1990-91); Roosevelt Collins (1992); Brant Boyer (1994); Jeff Kopp (1995); Robert Jones (1998-00); Morlon Greenwood (2001)
- 53 - Tom Erlandson (1966-67); Norm McBride (1969-70); Bob Matheson (1971-79); Rodell Thomas (1981); Ron Hester (1982-84); Jay Brophy (1984-86); Jack Squirek (1986); David Frye (1986-89); Ned Bolcar (1991-92); Aubrey Beavers (1994-95); Larry Izzo (1996-00)
- 54 - Wahoo McDaniel (1966-68); Bob Bruggers (1968); Dale McCullers (1969); Ted Davis (1970); Howard Kindig (1972-73); Ralph Ortega (1979-80); Steve Potter (1981-82); Rodell Thomas (1983-84); Alex Moyer (1985-86); Johnny Taylor (1986); *Steve Lubischer (1987); Larry Kolic (1987-88); E.J. Junior (1989-91); Chuck Bullough (1993-94); Zach Thomas (1996-01)
- 55 - Jack Rudolph (1966); Randall Edmunds (1968-69); Irv Goode (1973-74); Earnie Rhone (1975-84); Hugh Green (1985-91); David Merritt (1993); Chris Singleton (1993-96); Ronnie Ward (1997)
- 56 - Bob Bruggers (1966-67); Jesse Powell (1969-73); Steve Towle (1975-80); Charles Bowser (1982-85); John Offerdahl (1986-93); Mike Crawford (1997-98); Twan Russell (2000-01)
- 57 - John Bramlett (1967-68); Sean Clancy (1978); Mike Kolen (1970-75, 1977); Dwight Stephenson (1980-87); *Scott Nicolas (1987); Tom Thayer (1993); Dion Foxx (1994-95); O.J. Brigrance (1997-99); Corey Moore (2001)
- 58 - Tom Goode (1966-69); Dale Farley (1971); Al Jenkins (1972); Bruce Bannon (1973-74); Kim Bokamper (1977-85); Rick Graf (1987); Chris Gaines (1988); Ilija Jarostchuk (1988); Tony Furjanic (1988); Krauss (1989); Mark Sander (1992); Jesse Solomon (1994); Antonio Armstrong (1995); O.J. Brigrance (1996); Scott Galyon (2000-01)

- 59 - Jack Thornton (1966); Doug Swift (1970-75); Guy Roberts (1977); Steve Shull (1980); Bob Brudzinski (1981-89); John Grimsley (1991- 93); Dewayne Dotson (1994-95); Derrick Rodgers (1997-01)
- 60 - Carl Mauck (1970); Tom Wickert (1974); Don Reese (1976); Melvin Mitchell (1977-78); Jeff Toews (1979-85); *Duke Schamel (1987); Greg Clark (1989); Bert Weidner (1990-95); John Bock (1996-00); Spencer Folau (2001)
- 61 - Ernie Park (1966); Fred Woodson (1967-69); Bob DeMarco (1970-71); Cleveland Green (1979); Thom Dornbrook (1980); Roy Foster (1982- 87); *Greg Cleveland (1987); Roy Foster (1987-90); Gene Williams (1991-92); Tim Ruddy (1994-01)
- 62 - Jim Langer (1970-79); Harry Galbreath (1988-92); Chris Gray (1993-96)
- 63 - Billy Neighbors (1966-69); Mark Dennard (1979-83); Larry Lee (1985); *Greg Ours (1987); Jeff Uhlenhake (1989-93); Cal Dixon (1996); Mark Dixon (1998-01)
- 64 - Ed Newman (1973-84); Houston Hoover (1994)
- 65 - Jim Higgins (1966); Jack Pyburn (1967-68); Maulty Moore (1972-74); Wally Pesuit (1977-78); Jeff Dellenbach (1985-87); *Bill Bealles (1987); Jeff Dellenbach (1987-94); Kevin Donnalley (1998-00); Troy Andrew (2001)
- 66 - Larry Little (1969-80); Larry Lee (1986); *Jim Gilmore (1987); Everett McIver (1996-97); Kevin Gogan (1999); Heath Irwin (2000-01)
- 67 - Bob Kuechenberg (1970-84); Chris Ward (1986); Chris Conlin (1987); *Guy Goar (1987); Pat Swoopes (1991); Jeff Novak (1994); Barry Stokes (1998)
- 68 - Melvin Mitchell (1976); Eric Laakso (1978-84); Greg Koch (1986-87); *Louis Oubre (1987); Jim Huddleston (1987); Andrew Greene (1995); Mike Sheldon (1997-99)
- 69 - Mike Lambrecht (1987-89); Keith Sims (1990-97)
- 70 - Jim Riley (1967-71); Larry Woods (1973); Tom Funchess (1974); Bill Windauer (1975); John Andrews (1975-76); Bob Simpson (1978); Bill Barnett (1980-85); Brian Sochia (1986-91); Eric Moore (1995); Mike Chalenski (1997); Harry Swayne (2001)
- 71 - Jack Pyburn (1966); Charlie Fowler (1967-68); John Boynton (1969); Frank Cornish (1970-71); Darryl Carlton (1975-76); Mike Current (1977-79); Burton Lawless (1981); Mike Charles (1983-86); *Scott Kehoe (1987); Bob Gruber (1987); Ethan Albright (1995); Dunstan Anderson (1997); Todd Wade (2000-01)
- 72 - Whit Canale (1966); Bill Keating (1967); Rudy Barber (1968); Bob Heinz (1969-77); Mike Fultz (1981); Richard Bishop (1982); Ronnie Lee (1984-87); *Steve Jacobson (1987); Ronnie Lee (1987-89); Tom McHale (1995); Barron Tanner (1997-98)
- 73 - Norm Evans (1966-75); Bob Baumhower (1977-86); Greg Johnson (1988); Ron Heller (1993-95)
- 74 - John Richardson (1967-71); Randy Crowder (1974-76); Steve Young (1977); Cleveland Green (1980-86); Mark Dennis (1987); *Jeff Wiska (1987); Mark Dennis (1987-93); Ed Hawthorne (1995); Brent Smith (1997-01)
- 75 - Ken Rice (1966-67); Manny Fernandez (1968-75); Rick Dvorak (1977); Doug Betters (1978-87); Jeff Faulkner (1990); Dave Zawatson (1991); Shane Burton (1996-98); Damian Gregory (2000); Todd Perry (2001)
- 76 - Tom Nomina (1966-68); Jeff Richardson (1969); Willie Young (1973); Ron Berger (1973); Don Reese (1974-75); John Alexander (1977-78); Rod Walters (1980); Mike Fultz (1981); Steve Clark (1982-85); Tom Toth (1986-89); Tim Irwin (1994); James Brown (1996-99); Marcus Spriggs (2001)
- 77 - Rich Zecher (1966-67); Doug Crusan (1968-74); A.J. Duhe (1977-84); *Stanley Scott (1987); Louis Cheek (1988-89); Karl Wilson (1990); Jeff Buckley (1996-98)
- 78 - Maxie Williams (1966-70); Wayne Mass (1971); Jim Dunaway (1972); Tom Drougas (1975-76); Carl Barisich (1977-80); Ken Poole (1981-82); Charles Benson (1983-84); Jerome Foster (1986); *Derek Wimberly (1987); Doug Marrone (1987); Alvin Powell (1989); Richmond Webb (1990-00)
- 79 - Al Dotson (1966); Claude Brownlee (1967); Mike Current (1967); Jim Urbanek (1968); Wayne Moore (1970-78); Jon Giesler (1979-87); *Ike Readon (1987); Jon Giesler (1987-88); Donnie Gardner (1991); Larry Webster (1992-94); Billy Milner (1995-96); Kenny Mixon (1998-01)
- 80 - Ed Cooke (1966-67); Bob Joswick (1968-69); Marv Fleming (1970-74); Jim McFarland (1975); Loaird McCreary (1976-78); Joe Rose (1980-85); *Lawrence Sampleton (1987); Ferrell Edmunds (1988-92); Irving Fryar (1993-95); Fred Barnett (1996-97); Brett Perriman (1997); Kirby Dar Dar (1998); Horace Copeland (1998); Iheanyi Uwaezuoke (1998); Tony Martin (1999-00); James McKnight (2001)
- 81 - Howard Twilley (1966-76); Ike Hill (1976); Jimmy Cefalo (1978-84); *Mike Caterbone (1987); Scott Schwedes (1987-90); Randal Hill (1991); James Pruitt (1991); Robert Clark (1992); O.J. McDuffie (1993-01)
- 82 - Doug Moreau (1966-69); Otto Stowe (1971-72); Bo Rather (1973); Mel Baker (1974); Cotton Speyrer (1975); Morris Owens (1975-76); Duriel Harris (1977-83); Fernanza Burgess (1984); Duriel Harris (1985); James Pruitt (1986-87); *Todd Feldman (1987); James Pruitt (1987-88); Andre Brown (1989-90); Scott Miller (1991-92); Mark Ingram (1993-94); Frank Wainright (1995-98); Larry Shannon (1999); Roell Preston (1999); Kevin McKenzie (1999); Jed Weaver (2000-01)
- 83 - Dave Kocourek (1966); Jim Cox (1968); Vern Den Herder (1972-82); Mark Clayton (1983-87); *Dameon Reilly (1987); Mark Clayton (1987-92); Scott Miller (1993-96); Brian Manning (1997); Hendrick Lusk (1998); Hunter Goodwin (1999-01)

- 84 - Earl Faison (1966); Ray Jacobs (1967-68); Bill Stanfill (1969-76); Bruce Hardy (1978-87); *Willie Smith (1987); Bruce Hardy (1987-89); Greg Baty (1990-94); Gary Clark (1995); Brett Carolan (1996); Troy Drayton (1996-99); Leslie Shepherd (2000); Chris Chambers (2001)
- 85 - John Holmes (1966); Nick Buoniconti (1969-76); Terry Anderson (1977-78); Bo Rather (1978); Jeff Groth (1979); Mark Duper (1982-87); *Eddie Chavis (1987); Mark Duper (1987-92); Ronnie Williams (1993-95); Lamar Thomas (1996-00)
- 86 - Mel Branch (1966-68); Vern Den Herder (1971); Marlin Briscoe (1972-74); Freddie Solomon (1975-77); Ronnie Lee (1979-82); John Chesley (1984); *George Farmer (1987); Fred Banks (1987-90); Dennis McKinnon (1990); Fred Banks (1990-93); Eric Green (1995); Brett Carolan (1996); Qadry Ismail (1997); Oronde Gadsden (1998-01)
- 87 - John Roderick (1966-67); Jim Mertens (1969); Willie Richardson (1970); Andre Tillman (1975-78); Dan Johnson (1983-87); *Rich Siler (1987); *David Lewis (1987); James Pruitt (1990); Charles Henry (1991); Mike Williams (1991-95); Kirby Dar Dar (1996); Yatil Green (1997-99); Bert Emanuel (2000); Dedric Ward (2001)
- 88 - LaVerne Torczon (1966); Jim Mandich (1970-77); Elmer Bailey (1980-81); Vince Heflin (1982-85); Brian Kinchen (1988-90); Joel Williams (1987); Arthur Cox (1991); Keith Jackson (1992-94); Joe Planansky (1995); Charles Jordan (1996-98); Nate Jacquet (1998-99); Jeff Ogden (2000-01)
- 89 - Karl Noonan (1966-71); Nat Moore (1974-86); *Leland Douglas (1987); David Lewis (1987); Tony Martin (1990-93); Randal Hill (1995-96); Ed Perry (1997-01)
- 90 - Bill Cronin (1966); Andy Hendel (1986); Eric Kumerow (1988-90); Marco Coleman (1992-95); Adewale Ogunleye (2000-01)
- 91 - Ed Judie (1984); Mack Moore (1985-86); Fred Robinson (1986); *Victor Morris (1987); Jeff Cross (1988-95); Lorenzo Bromell (1998-01)
- 92 - *Laz Chavez (1987); Nate Hill (1988); David Griggs (1989-93); Daryl Gardener (1996-01)
- 93 - *Charles Bennett (1987); Cliff Odom (1990-93); William Gaines (1994); Trace Armstrong (1995-00)
- 94 - Larry Kolic (1986); *Tim Pidgeon (1987); Greg Mark (1990); Craig Veasey (1993-94); Steve Emtman (1995-96); Jermaine Haley (2000-01)
- 95 - T.J. Turner (1986-92); Tim Bowens (1994-01)
- 96 - David Marshall (1987); Alfred Oglesby (1990-92); Mike Golic (1993); Daniel Stubbs (1996-98); Rich Owens (1999-00); David Bowens (2001)
- 97 - John Bosa (1987-89); Jeff Hunter (1992-93); Tyoka Jackson (1994); Aaron Jones (1996); Ernest Grant (2000-01)
- 98 - Jackie Cline (1987-89); Shawn Lee (1990-91); Norman Hand (1996); Antoine Simpson (1999); Damian Gregory (2001); Henry Taylor (2001)
- 99 - Jimmy Hines (1969); George Little (1985-87); Rick Graf (1988-90); Chuck Klingbeil (1991-95); Jason Taylor (1997-01)

* - replacement player

ALL-TIME DRAFT CHOICES

(Boldface indicates made active roster)

1966 EXPANSION DRAFT

FROM BOSTON		
Eddie Wilson	QB	Arizona
Billy Neighbors	G	Alabama
Ross O'Hanley	S	Boston College
Jack Rudolph	LB	Georgia Tech
FROM BUFFALO		
Billy Joe	FB	Villanova
Bo Roberson	WR	Cornell
x-Jim Davidson	T	Ohio State
Howard Simpson	DT	Auburn
FROM DENVER		
John McGeever	S	Auburn
Ed Cooke	DE	Maryland
Tom Erlandson	LB	Washington St.
Tom Nomina	DT	Miami (Ohio)
FROM HOUSTON		
Norm Evans	T	Texas Christian
Tom Goode	C	Miss. State
Jack Spikes	FB	Texas Christian
Maxie Williams	T	SE Louisiana

FROM KANSAS CITY

Al Dotson	DT	Grambling
Mel Branch	DE	Louisiana St.
Frank Jackson	WR	So. Methodist
Ron Caveness	LB	Arkansas

FROM NEW YORK JETS

Wahoo McDaniel	LB	Oklahoma
Willie West	S	Oregon
Mike Hudock	C	Miami (Fla.)
LaVerne Torczon	DE	Nebraska

FROM OAKLAND

Rich Zecher	DT	Utah State
Dick Wood	QB	Auburn
Ken Rice	G	Auburn
Gene Mingo	K	No College

FROM SAN DIEGO

Dave Kocourek	TE	Wisconsin
Ernie Park	G	MacMurray
Jimmy Warren	CB	Illinois
Dick Westmoreland	CB	N.C. A&T

x-retired

1966

1a	x-Jim Grabowski (1)	RB	Illinois
1b	Rick Norton (2)	QB	Kentucky
2	Frank Emanuel (11)	LB	Tennessee
3	x-Larry Gagner (20)	G	Florida
4	x-Dick Leftridge (29)	RB	West Virginia
5	Grady Bolton (38)	DT	Miss. St.
6	x- Ed Weisacosky (47)	LB	Miami (Fla.)
7	x-Don Hansen (56)	LB	Illinois
8	Bob Petrella (65)	S	Tennessee
9	x-Bill Matan (74)	DE	Kansas St.
10	x-Pat Killorin (83)	C	Syracuse
11	Sam Price (92)	RB	Illinois
12	Howard Twilley (101)	WR	Tulsa
13	x-Ken Kramer (110)	TE	Minnesota
14	Phil Scoggin (119)	P	Texas A&M
15	Jerry Oliver (128)	T	SW Texas
16	Don Lorenz (137)	DE	Stephen F. Austin
17	x-Mike Bender (146)	G	Arkansas
18	x-Rick Kestner (155)	E	Kentucky
19	Doug Moreau (164)	TE	Louisiana St.
20	Jon Tooker (173)	CB	Adams State

x-signed with National Football League

1966 REDSHIRTED DRAFT

1	John Roderick	WR	So. Methodist
2	Harold Fulford	WR	Auburn
3	Jack Clancy	WR	Michigan
4	x-Jim Mankins	RB	Florida St.
5	x-Fritz Greenlee	TE	Arizona
6	Bill Darnall	WR	North Carolina
7	Don Williams	DE	Wofford
8	Jon Brittenum	QB	Arkansas
9	x-Craig Baynham	WR	Georgia Tech
10	x-Randy Winkler	T	Tarleton St.
11	Kai Anderson	C	Illinois

x-signed with National Football League

1967

1	Bob Griese (4)	QB	Purdue
2	Jim Riley (29)	DT	Oklahoma
3	TO DENVER for Cookie Gilchrist (58)		
4	Bob Greenlee (84)	DE	Yale
5a	TO DENVER for Cookie Gilchrist (110)		
5b	x- Gary Tucker (129)	RB	Chattanooga
	(from Buffalo for Jack Spikes)		
6	Bud Norris (138)	TE	Washington St.
7	Larry Seiple (163)	P/RB	Kentucky
8	TO OAKLAND for Bill Cronin (186)		
9	John Richardson (216)	DT	UCLA
10	Torn Beier (241)	S	Miami (Fla.)
11	Jack Pyburn (266)	T	Texas A&M
12a	y-Stan Juk (294)	LB	South Carolina
12b	y-Jim Whitaker (295)	CB	Missouri
	(from Denver for Jerry Oliver)		
13	TO BUFFALO for George Wilson, Jr. (318)		
14	Charlie Stikes (344)	CB	Kent State
15	Jake Ferro (372)	LB	Youngstown
16	Maurice Calhoun (397)	RB	Central Ohio
17	Larry Kissam (422)	T	Florida St.

x-taxi squad '67

y-entered medical school

1968

1a	Larry Csonka (8)	RB	Syracuse
1b	Doug Crusan (27)	T	Indiana
	(from Cincinnati for John Stofa)		
2a	Jim Keyes (35)	LB	Mississippi
2b	Jim Cox (54)	TE	Miami (Fla.)
	(from Cincinnati for John Stofa)		

3a	Jim Urbanek (62)	DT	Mississippi
3b	Dick Anderson (73)	S	Colorado
	(from San Diego for John Brittenum)		
4	TO DENVER for John Bramlett (91)		
5	Jim Kiick (118)	RB	Wyoming
6a	Kim Hammond (142)	QB	Florida St.
	(from Denver in 7-man deal)		
6b	x- Jimmy Hines (146)	WR	Texas Southern
7	x- John Boynton (172)	T	Tennessee
8a	TO N.Y. JETS for Archie Roberts (200)		
8b	Randall Edmunds (217)	LB	Georgia Tech
	(from Oakland for Dave Kocourek)		
9a	Sam McDowell (226)	T	SW Missouri
9b	y-Tom Paciorek (240)	CB	Houston
	(from Houston for Billy Anderson)		
10	Joe Mirto (253)	T	Miami (Fla.)
11	Cornelius Cooper (280)	DE	Prairie View
12	Paul Paxton (307)	T	Akron
13	Bob Joswick (334)	DE	Tulsa
14	Ray Blunk (362)	TE	Xavier
15	Ken Corbin (388)	LB	Miami (Fla.)
16	Henry Still (416)	DT	Bethune-Cookman
17	Bill Nemeth (442)	C	Arizona

x - taxi squad '68

y - pro baseball

1969

1	Bill Stanfill (11)	DE	Georgia
2	Bob Heinz (37)	DT	Pacific
3	Mercury Morris (63)	RB	West Texas State
4	Norm McBride (89)	LB	Utah
5a	Willie Pearson (115)	WR	N.C. A&T
5b	Karl Kremser (128)	K	Tennessee
	(from Oakland for John Roderick)		
6	Ed Tuck (141)	G	Notre Dame
7a	John Egan (167)	C	Boston College
7b	John Kulka (174)	G	Penn State
	(from San Diego for Tom Erlandson)		
8	Bruce Weinstein (193)	TE	Yale
9	Jesse Powell (219)	LB	West Texas State
10	Jim Mertens (245)	TE	Fairmont St.
11	Mike Berdis (271)	DT	N. Dakota St.
12	Dale McCullers (297)	LB	Florida St.
13	Amos Ayres (323)	S	Arkansas AM & N
14	Glynn Thompson (349)	DT	Troy State
15	Chick McGeehan (375)	WR	Tennessee
16	Lloyd Mumphord (401)	CB	Texas Southern
17	Tom Krallman (427)	DE	Xavier

1970

1	TO CLEVELAND for Paul Warfield (3)		
2	Jim Mandich (29)	TE	Michigan
3	Tim Foley (55)	CB	Purdue
4	Curtis Johnson (81)	CB	Toledo
5	TO NEW ENGLAND in Buoniconti deal (107)		
6	Dave Campbell (132)	DE	Auburn
7	Jake Scott (159)	S	Georgia
8	Harvel Chavers (185)	RB	Jackson St.
9	Hubert Ginn (211)	RB	Florida A&M
10	Dick Nittinger (237)	G	Tampa
11	Brownie Wheelless (263)	DT	Rice
12	Mike Kolen (289)	LB	Auburn
13	Dave Buddington (315)	RB	Springfield
14	Gary Brackett (341)	G	Holy Cross
15	Pat Hausar (367)	WR	East Tenn.
16	Charles Williams (393)	G	Tennessee St.
17	George Myles (419)	DT	Morris Brown

1971

1	TO BALTIMORE for Don Shula (22)		
---	---------------------------------	--	--

2	Otto Stowe (47)	WR	Iowa State
3	Dale Farley (74)	LB	West Virginia
4	x-Joe Theismann (99)	QB	Notre Dame
5	TO PITTSBURGH for Willie Richardson (126)		
6	Dennis Coleman (151)	LB	Mississippi
7	Ron Dickerson (178)	CB	Kansas St.
8	TO PITTSBURGH for Bob DeMarco (203)		
9	Vern Den Herder (230)	DE	Central Iowa
10	Ron Maree (255)	DT	Purdue
11	Vic Surma (282)	T	Penn State
12	Leroy Byars (307)	RB	Alcorn A&M
13	Lonnie Hepburn (333)	CB	Texas Southern
14	David Vaughn (359)	TE	Memphis St.
15	Bob Richards (385)	G	California
16	Chris Myers (410)	WR	Kenyon
17	Curt Mark (437)	LB	Maryville, N.D.

x-signed with Canadian Football League

1972

1	x-Mike Kadish (25)	DT	Notre Dame
2	TO CLEVELAND for Bob Matheson (51)		
3	Gary Kosins (77)	RB	Dayton
4a	Larry Ball (91)	DE	Louisville
	(from San Diego for Carl Mauck)		
4b	Al Benton (103)	T	Ohio Univ.
5	Charlie Babb (129)	S	Memphis St.
6	y-Ray Nettles (155)	LB	Tennessee
7a	Bill Adams (161)	G	Holy Cross
	(from Demer for John Stofa)		
7b	Calvin Harrell (180)	RB	Arkansas St.
8	Craig Curry (207)	QB	Minnesota
9	Greg Johnson (233)	CB	Wisconsin
10	TO HOUSTON for Russell Price (259)		
11	Ed Jenkins (285)	WR	Holy Cross
12	Ashley Ball (311)	TE	Purdue
13	Arch Robinson (337)	CB	Hillsdale
14	Willie Jones (362)	LB	Tampa
15	Bill Davis (389)	DT	Wm. & Mary
16	Al Hannah (415)	WR	Wisconsin
17	Vern Brown (441)	S	Western Mich.

x-taxi squad '72 y-signed with Canadian Football League

1973

1	TO BUFFALO for Marlin Briscoe (26)		
2	x-Chuck Bradley (52)	C	Oregon
3	Leon Gray (78)	T	Jackson St.
4	Bo Rafter (104)	WR	Michigan
5a	y-Don Strock (111)	QB	Virginia Tech
	(from Buffalo in Frank Cornish deal)		
5b	Dave McCurry (130)	CB	Iowa State
6	Ed Newman (156)	G	Duke
7a	Kevin Reilly (160)	LB	Villanova
	(from New England for Wayne Mass)		
7b	Ben Shephard (163)	RB	Arkansas Tech
	(from New England for Bill Griffin)		
7c	Willie Hatter (178)	WR	Northern Ill.
	(from Cleveland for Bob DeMarco)		
7d	Tom Smith (182)	RE	Miami (Fla.)
8	Archie Pearson (206)	DE	N.E. Oklahoma
9	Karl Lorch (234)	DE	Southern Cal.
10	Ron Fernandes (260)	DE	Eastern Mich.
11	Chris Kete (286)	G	Boston College
12	Mike Mullen (312)	LB	Tulane
13	Joe Booker (338)	RB	Miami (Ohio)
14	Greg Boyd (364)	RB	Arizona
15	Bill Palmer (389)	TE	St. Thomas
16	James Jackson (416)	DE	Norfolk St.
17	Charley Wade (442)	WR	Tennessee St.

x-injured reserve '73 y-taxi squad '73

1974

1	Don Reese (26)	DE	Jackson St.
2a	y-Andre Tillman (38)	TE	Texas Tech
	(from Green Bay for Jim Del Gaizo)		
2b	Benny Malone (47)	RB	Arizona St.
	(from Dallas in Otto Stowe deal)		
2c	Jeris White (52)	CB	Hawaii
3	Nat Moore (78)	WR	Florida
4	x-Bill Stevenson (104)	DT	Drake
5	x-Cleveland Vann (130)	LB	Oklahoma St.
6a	Randy Crowder (136)	DT	Penn State
	(from Baltimore in Hubert Ginn deal)		
6b	x-Bob Wolfe (156)	T	Nebraska
7a	Carl Swierc (164)	WR	Rice
	(from New Orleans for Jeff White)		
7b	Joe Sullivan (182)	T	Boston College
8	Mel Baker (206)	WR	Texas Southern
9a	Tom Wickert (212)	T	Washington St.
	(from Chicago for Dave McCurry)		
9b	x-Bob Lally (234)	LB	Cornell
10	x-Gary Valbuena (260)	QB	Tennessee
11	Gerry Roberts (286)	DE	UCLA
12	Jim Revels (312)	S	Florida
13	x-Clayton Heath (338)	RB	Wake Forest
14	Sam Johnson (364)	LB	Arizona St.
15	Larry Cates (390)	CB	Western Mich.
16	Jesse Wolf (416)	DT	Prairie View
17	Ken Dickerson (442)	CB	Tuskegee

x-signed with World Football League y-injured reserve '74

1975

1	Darryl Carlton (23)	T	Tampa
2a	Fred Solomon (36)	WR	Tampa
	(from Green Bay for Jim Del Gaizo)		
2b	Stan Winfrey (49)	RB	Arkansas St.
3	Gerald Hill (75)	LB	Houston
4	Bruce Elia (100)	LB	Ohio State
5a	Morris Owens (106)	WR	Arizona St.
	(from N.Y. Giants for Henry Stuckey)		
5b	Barry Hill (127)	S	Iowa State
6a	Steve Towle (143)	LB	Kansas
	(from N.Y. Jets for Larry Woods)		
6b	TO N.Y. JETS for John Mooring (153)		
7	Phillip Kent (179)	RB	Baylor
8	Barney Crawford (205)	DT	Harding
9	James Wilson (231)	G	Clark
10a	Clyde Russell (239)	RB	Oklahoma
	(from Chicago for Charley Wade)		
10b	Joe Jackson (256)	TE	Penn State
	(from Washington for Howard Kindig)		
10c	Joe Danelo (257)	K	Washington St.
11	John Dilworth (283)	CB	NW St. (La.)
12	Joe Yancey (309)	T	Henderson
13	Leonard Isabel (334)	WR	Tulsa
14a	James Lewis (338)	CB	Tennessee St.
	(from N.Y. Giants for Ed Jenkins)		
14b	Jack Graham (361)	QB	Colorado St.
15	Skip Johns (387)	RB	Carson-Newman
16	Vernon Smith (413)	C	Georgia
17	Dwaine Copeland (439)	RB	Middle Tenn.

1976

1a	Larry Gordon (17)	LB	Arizona St.
	(from Washington for Joe Theismann)		
1b	x-Kim Bokamper (18)	LB	San Jose St.
2	Loaird McCreary (49)	TE	Tennessee St.
3	Duriel Harris (80)	WR	New Mexico St.
4a	Melvin Mitchell (96)	G	Tennessee St.
	(from Detroit for Larry Ball)		

- 4b TO PHILADELPHIA for Norm Bulaich (111)
 5 TO DETROIT with Larry Ball (145)
 6 **Gary Davis** (174) RB Cal Poly-SLO
 7a Joe Ingersoll (185) G/T Nev.-Las Vegas
 (from New Orleans for Mel Baker)
 7b Johnny Owens (200) DE Tennessee St.
 8 Bob Simpson (230) DT Colorado
 9 **y-Norris Thomas** (257) CB Southern Miss.
 10a Gary Fencik (281) S Yale
 (from Washington for Karl Lorch)
 10b Don Testerman (282) RB Clemson
 11 Dexter Pride (312) RB Minnesota
 12a Randy Young (338) T Iowa State
 12b Darryl Brandford (341) DT Northwestern
 (from St. Louis for Rodrigo Barnes)
 13 Bernie Head (366) C Tulsa
 14 Bob Gissler (395) LB S. Dakota St.
 15 Ron Holmes (423) RB Utah State
 16 Mike Green (450) P/WR Ohio Univ.
 17 z-Jeff Grantz (480) QB South Carolina

x-injured reserve '76 y-quit camp '76, active roster '77
 z-remained at South Carolina as coach

1977

- 1 **A.J. Duhe** (13) DE Louisiana St.
 2 **Bob Baumhower** (40) DT Alabama
 3a TO HOUSTON for Ken Ellis (70)
 3b Mike Watson (71) T Miami (Ohio)
 (from Chicago for Bo Rafter)
 4 TO WASHINGTON in Jake Scott deal (97)
 5a **Mike Michel** (113) P/K Stanford
 (from Tampa Bay for Ray Nettles' rights)
 5b **Leroy Harris** (123) RB Arkansas St.
 6 TO N.Y. GIANTS for Andy Selfridge (153)
 7 Bruce Herron (180) LB New Mexico
 8 Horace Perkins (207) CB Colorado
 9 Robert Turner (237) RB Oklahoma St.
 10 Mark Carter (264) T Eastern Mich.
 11 **John Alexander** (291) DE Rutgers
 12 **Terry Anderson** (321) WR Bethune-Cookman

1978

- 1 TO SAN FRAN. in Delvin Williams deal (24)
 2 **Guy Benjamin** (51) QB Stanford
 3a Lyman Smith (64) DT Duke
 (from N.Y. Giants for Larry Csonka)
 3b **Jimmy Cefalo** (81) WR Penn State
 4a **Gerald Small** (93) CB San Jose St.
 (from Cleveland for Paul Warfield)
 4b **Eric Laakso** (106) T Tulane
 5a Ted Burgmeier (111) S Notre Dame
 (from Tampa Bay for Jeris White)
 5b TO SAN FRAN. in Delvin Williams deal (133)
 6 **Doug Betters** (163) DE Nevada-Reno
 7a Karl Baldischwiler (178) T Oklahoma
 (from Cleveland for Paul Warfield)
 7b Lloyd Henry (190) WR NE Missouri
 8 **Sean Clancy** (217) LB Amherst
 9 **Bruce Hardy** (247) TE Arizona St.
 10 **x-Mark Dennard** (274) C Texas A&M
 11 TO SEATTLE for Carl Barisich (301)
 12a Mike Moore (331) RB Middle Tenn.
 12b Bill Kenney (333) QB Northern Colo.
 (from Denver for Jim Kiick)

x-injured reserve '78

1979

- 1 **Jon Giesler** (24) T Michigan
 2 **Jeff Toews** (53) G Washington
 3a **Tony Nathan** (61) RB Alabama

- (from Tampa Bay for Randy Crowder)
 3b **Mel Land** (63) LB Michigan St.
 (from N.Y. Giants for Larry Csonka)
 3c **Ronnie Lee** (65) TE Baylor
 (from New Orleans for Don Reese)
 3d TO ATLANTA for Ralph Ortega (79)
 4 **Steve Howell** (107) RB Baylor
 5 **Don Bessillieu** (134) S Georgia Tech
 6 Steve Lindquist (162) G Nebraska
 7 **Uwe von Schamann** (189) K Oklahoma
 8a Jeff Groth (206) WR Bowling Green
 (from Washington for Jim Mandich)
 8b **Glenn Blackwood** (215) S Texas
 (from Denver for Jim Kiick)
 8c TO TAMPA BAY for Council Rudolph (217)
 9 Jeff Weston (244) DT Notre Dame
 10a Jerome Stanton (258) CB Michigan St.
 (from Detroit for Karl Baldischwiler)
 10b **Mike Kozlowski** (272) S Colorado
 11 Mike Blanton (299) DE Georgia Tech
 12 Larry Fortner (327) QB Miami (Ohio)

1980

- 1 **Don McNeal** (21) CB Alabama
 2 **Dwight Stephenson** (48) C Alabama
 3 **Bill Barnett** (75) DE Nebraska
 4 **Elmer Bailey** (100) WR Minnesota
 5 TO WASHINGTON in Benny Malone deal (132)
 6 Eugene Byrd (158) WR Michigan St.
 7 **Joe Rose** (186) TE California
 8a **Jeff Allen** (212) CB Calif.-Davis
 8b **Duff Woodley** (214) QB Louisiana St.
 (from Washington for Jim Mandich)
 9 Mark Goodspeed (239) T Nebraska
 10a Doug Lantz (271) C Miami (Ohio)
 10b Ben Long (272) LB South Dakota
 (from Philadelphia, past considerations)
 11a Phil Driscoll (279) DE Mankato St.
 (from San Francisco for Charles Cornelius)
 11b TO PHILADELPHIA, past considerations (298)
 12 Chuck Stone (325) G N. Carolina St.

1981

- 1 **x-David Overstreet** (13) RB Oklahoma
 2a TO LOS ANGELES in Bob Brudzinski deal (43)
 2b **Andra Franklin** (56) FB Nebraska
 (from Los Angeles in Bob Brudzinski deal)
 3 TO LOS ANGELES in Bob Brudzinski deal (69)
 4a Sam Greene (84) WR Nev.-Las Vegas
 (from New Orleans for Guy Benjamin)
 4b Brad Wright (96) QB New Mexico
 5a **Ken Poole** (126) DE NE Louisiana
 5b **Tom Vigorito** (138) RB Virginia
 (from Philadelphia for Leroy Harris)
 6a **x-Mack Moore** (152) DE Texas A&M
 6b **Fulton Walker** (154) CB West Virginia
 (from Minnesota in Jim Langer deal)
 7 Mike Daum (179) T Cal Poly-SLO
 8 **y-William Judson** (206) CB S. Carolina St.
 9 John Noonan (235) WR Nebraska
 10 Steve Folsom (261) TE Utah
 11 **Jim Jensen** (291) QB Boston Univ.
 12 John Alford (318) DT S. Carolina St.

x-signed with Canadian Football League

y-injured reserve '81

1982

- 1 **Roy Foster** (24) G/T Southern Cal
 2 **Mark Duper** (52) WR NW St. (La.)
 3 **Paul Lankford** (80) CB Penn State

4	Charles Bowser (108)	LB	Duke
5a	Bob Nelson (120)	DT	Miami (Fla.)
	(from Minnesota in Jim Langer deal)		
5b	Rich Diana (136)	FB	Yale
6a	Thomas Tutson (161)	CB	S. Carolina St.
	(from San Diego for George Roberts)		
6b	Ron Hester (164)	LB	Florida St.
7a	Dan Johnson (170)	TE	Iowa State
	(from New Orleans for Guy Benjamin)		
7b	Larry Cowan (192)	RB	Jackson St.
8	Tate Randle (220)	S	Texas Tech
9a	Steve Clark (239)	DE	Utah
	(from Detroit for Steve Towle)		
9b	Mack Boatner (248)	RB	SE Louisiana
10a	Robin Fisher (271)	LB	Florida
	(from Philadelphia for Steve Howell)		
10b	Wayne Jones (276)	C/T	Utah
11	Gary Crum (303)	T	Wyoming
12	Mike Rodrigue (331)	WR	Miami (Fla.)

1983

1	Dan Marino (27)	QB	Pittsburgh
2	Mike Charles (55)	DT	Syracuse
3a	Charles Benson (76)	DE	Baylor
	(from Houston in '83 draft trade-up)		
3b	TO HOUSTON in '83 draft trade-up (83)		
4	TO L.A. RAMS for Eddie Hill (111)		
5	TO HOUSTON in '83 draft trade-up (139)		
6	Reggie Roby (167)	P	Iowa
7	Keith Woetzel (195)	LB	Rutgers
8	Mark Clayton (223)	WR	Louisville
9	Mark Brown (250)	LB	Purdue
10	Anthony Reed (278)	RB	S. Carolina St.
11	Joe Lukens (306)	G	Ohio State
12	x-Anthony Carter (334)	WR	Michigan

x-previously had signed with United States Football League

1984

1a	Jackie Shipp (14)	LB	Oklahoma
	(from Buffalo in '84 draft trade-up)		
1b	TO BUFFALO in '84 draft trade-up (26)		
2	Jay Brophy (53)	LB	Miami (Fla.)
3a	TO BUFFALO in '84 draft trade-up (79)		
	(from Pittsburgh in David Woodley deal)		
3b	TO BUFFALO in '84 draft trade-up (82)		
4	Joe Carter (109)	RB	Alabama
5	Dean May (138)	QB	Louisville
6	Rowland Tatum (165)	LB	Ohio State
7	Bernard Carvalho (194)	G/T	Hawaii
8	x-Ron Landry (221)	FB	McNeese St.
9	Jim Boyle (250)	G/T	Tulane
10	John Chesley (277)	TE	Oklahoma St.
11	Bud Brown (305)	S	Southern Miss.
12a	William Devane (320)	DT	Clemson
12b	Mike Weingrad (333)	LB	Illinois
	(from San Francisco for Tom Orosz)		

x-injured reserve '84

1984 USFL SUPPLEMENTAL DRAFT

1	Danny Knight (26)	WR	Mississippi State
	(from N.J. Generals)		
2	Dewey Forte (53)	DE	Bethune-Cookman
	(from L.A. Express)		
3	Duan Hanks (82)	WR	Stephen F. Austin
	(from Philadelphia Stars)		

1985

1	Lorenzo Hampton (27)	RB	Florida
2	TO SAN DIEGO for Pete Johnson (55)		
3a	George Little (65)	DT	Iowa

	(from Philadelphia for Mark Dennard)		
3b	Alex Moyer (83)	LB	Northwestern
4a	Mike Smith (91)	CB	Texas-El Paso
	(from Cleveland for Duriel Harris)		
4b	Jeff Dellenbach (111)	T	Wisconsin
5	TO DENVER for Larry Evans (139)		
6a	George Shorthose (145)	WR	Missouri
	(from Atlanta in Gerald Small deal)		
6b	Ron Davenport (167)	FB	Louisville
7	Fuad Reveiz (195)	K	Tennessee
8	Dan Sharp (223)	TE	Texas Christian
9	Adam Hinds (251)	S	Oklahoma St.
10	Mike Pendleton (279)	CB	Indiana
11	Mike Jones (307)	RB	Tulane
12	Ray Noble (335)	CB	California

1986

1	TO TAMPA BAY in Hugh Green deal (25)		
2a	TO TAMPA BAY in Hugh Green deal (40)		
	(from Minnesota in Anthony Carter deal)		
2b	John Offerdahl (52)	LB	Western Michigan
3	T.J. Turner (81)	DT	Houston
4	James Pruitt (107)	WR	Cal-State Fullerton
5	Kevin Wyatt (136)	CB	Arkansas
6	Brent Sowell (163)	DT	Alabama
7	Larry Kolic (193)	LB	Ohio State
8	John Stuart (218)	T	Texas
9	Reyna Thompson (247)	CB	Baylor
10	Jeff Wickersham (274)	QB	Louisiana St.
11	Arnold Franklin (303)	TE	No. Carolina
12	Rickey Isom (329)	FB	N. Carolina St.

1987

1a	TO MINNESOTA in '87 draft trade-down (14)		
1b	John Bosa (16)	DE	Boston College
	(from Minnesota in '87 draft trade-down)		
2a	Rick Graf (43)	LB	Wisconsin
2b	Scott Schwedes (56)	WR	Syracuse
	(from N.Y. Giants through St. Louis in '87 draft trade-up)		
3	TO ST. LOUIS in '87 draft trade-up (70)		
4	Troy Stradford (99)	RB	Boston College
5a	TO ST. LOUIS in '87 draft trade-up (126)		
5b	TO KANSAS CITY in '87 draft trade-down (128)		
	(from Minnesota in '87 draft trade-down)		
5c	Chris Conlin (132)	T/G	Penn State
	(from Kansas City in '87 draft trade-down)		
6	Lance Sellers (155)	LB	Boise State
7	Tom Brown (182)	FB	Pittsburgh
8a	Joel Williams (210)	TE	Notre Dame
8b	Mark Dennis (212)	T	Illinois
	(from Kansas City in '87 draft trade-down)		
9	Tim Pidgeon (237)	LB	Syracuse
10	Bobby Taylor (266)	CB	Wisconsin
11	Terance Mann (293)	DE	So. Methodist
12	x-Jim Karsatos (322)	QB	Ohio State

x-injured reserve '87

1988

1	Eric Kumerow (16)	DE	Ohio State
2	Jarvis Williams (42)	S	Florida
3	Ferrell Edmunds (73)	TE	Maryland
4	Greg Johnson (99)	T	Oklahoma
5	Rodney Thomas (126)	CB	Brigham Young
6a	x-Melvin Bratton (153)	FB	Miami (Fla)
6b	George Cooper (156)	FB	Ohio State
	(from Minnesota for Greg Koch)		
7	Kerwin Bell (180)	QB	Florida
8a	Harry Galbreath (212)	G	Tennessee
8b	Louis Cheek (220)	T	Texas A&M

	(from Denver for Larry Lee)		
9	Jeff Cross (239)	DE	Missouri
10	Artis Jackson (266)	DT	Texas Tech
11	Tom Kelleher (292)	FB	Holy Cross
12	Brian Kinchen (320)	TE	Louisiana St.

x-injured/unsigned '88

1989

1a	Sammie Smith (9)	RB	Florida State
1b	Louis Oliver (25)	S	Florida
	(from Chicago in '89 draft trade-up)		
2	TO CHICAGO in '89 draft trade-up (36)		
3	TO CHICAGO in '89 draft trade-up (65)		
4	David Holmes (92)	CB	Syracuse
5	Jeff Uhlenhake (121)	C	Ohio State
6	Wes Pritchett (147)	LB	Notre Dame
7	Jim Zdelar (176)	T	Youngstown St.
8	Pete Stoyanovich (203)	K	Indiana
9	x-Dana Batiste (232)	LB	Texas A&M
10a	Deval Glover (259)	WR	Syracuse
10b	Greg Ross (275)	DT	Memphis State
	(from Minnesota for Greg Koch)		
11	y-Bert Weidner (288)	DT	Kent State
12	J.B. Brown (315)	CB	Maryland

x-injured reserve '89 y-developmental squad '89

1990

1	Richmond Webb (9)	T	Texas A&M
2	Keith Sims (39)	G	Iowa State
3	Alfred Oglesby (66)	NT	Houston
4	Scott Mitchell (93)	QB	Utah
5a	TO DALLAS for Scott Secules (120)		
5b	x-Leroy Holt (137)	FB	Southern Cal
	(from Washington in '90 draft trade-up)		
6	y-Sean Vanhorne (151)	CB	Howard
7	TO CLEVELAND in '90 draft trade-down (178)		
8	Thomas Woods (205)	WR	Tennessee
9	Phil Ross (231)	TE	Oregon State
10	TO WASHINGTON in '90 draft trade-up (262)		
11	TO SAN FRANCISCO in Tim McKyer deal (289)		
12	Bobby Harden (315)	S	Miami (Fla.)

x-injured reserve '90 y-physically unable to perform '90

1991

1	Randal Hill (23)	WR	Miami (Fla.)
2	TO SAN FRANCISCO in Tim McKyer deal (45)		
3a	Aaron Craver (60)	RB	Fresno State
	(from Atlanta in Tim McKyer deal)		
3b	TO HOUSTON for John Grimsely (79)		
4	TO WASHINGTON in '90 trade-up (103)		
5a	Bryan Cox (113)	LB	Western Illinois
	(from Cleveland in '90 trade-down)		
5b	Gene Williams (121)	G	Iowa State
	(from Green Bay in '91 draft trade-up)		
5c	TO GREEN BAY in '91 draft trade-up (135)		
6	TO GREEN BAY in '91 draft trade-up (164)		
7	Chris Green (191)	CB	Illinois
8	Roland Smith (220)	CB	Miami (Fla.)
9	Scott Miller (246)	WR	UCLA
10	Michael Titley (275)	TE	Iowa
11	Ernie Rogers (302)	T	California
12	Joe Brunson (331)	DT	Chattanooga

1992

1a	Troy Vincent (7)	CB	Wisconsin
	(from Phoenix for Randal Hill)		
1b	Marco Coleman (12)	LB	Georgia Tech
2	x-Eddie Blake (43)	G	Auburn
3	Larry Webster (70)	DE	Maryland

4	Dwight Hollier (97)	LB	North Carolina
5	Christopher Perez (124)	T	Kansas
6	Roosevelt Collins (155)	LB	Texas Christian
7a	TO ATLANTA in '92 draft trade-down (182)		
7b	TO L.A. RAIDERS in '92 draft trade-down (185)		
	(from Atlanta in '92 draft trade-down)		
7c	Dave Moore (191)	TE	Pittsburgh
	(from L.A. Raiders in '92 draft trade-down)		
8	Andre Powell (209)	LB	Penn State
9	Tony Tellington (236)	CB	Youngstown St.
10	Raoul Spears (267)	RB	Southern Cal
11a	Lee Miles (294)	WR	Baylor
11b	Mark Barsotti (296)	QB	Fresno State
	(from L.A. Raiders in '92 draft trade-down)		
12a	Milton Biggins (322)	TE	West. Kentucky
12b	Kameno Bell (328)	RB	Illinois
	(from Atlanta in '92 draft trade-down)		

x - Non Football Injury '92

1993

1	O.J. McDuffie (25)	WR	Penn State
2	TO NEW ENGLAND in Irving Fryar deal (52)		
3	Terry Kirby (78)	RB	Virginia
4	Ronnie Bradford (105)	CB	Colorado
5	Chris Gray (132)	T	Auburn
6	Robert O'Neal (164)	S	Clemson
7	David Merritt (191)	LB	N. Carolina St.
8	Dwayne Gordon (218)	LB	New Hampshire

1994

1a	TO GREEN BAY in '94 trade-down (16)		
1b	Tim Bowens (20)	DT	Mississippi
	(from Green Bay in '94 draft trade-down)		
2a	Aubrey Beavers (54)	LB	Oklahoma
2b	Tim Ruddy (65)	C	Notre Dame
	(from Arizona in '94 trade-up)		
3	TO ARIZONA in '94 trade-up (89)		
	(from Green Bay in '94 draft trade-down)		
4a	Ronnie Woolfork (112)	LB	Colorado
	(from Cleveland for G Gene Williams)		
4b	TO ARIZONA in '94 trade-up (115)		
	(from San Diego for WR Tony Martin)		
4c	TO ARIZONA in '94 trade-up (121)		
5	William Gaines (147)	DT	Florida
6	Brant Boyer (177)	LB	Arizona
7	Sean Hill (214)	CB	Montana St.

1995

1	Billy Milner (25)	T	Houston
2a	Andrew Greene (53)	G	Indiana
	(from Green Bay in Ingram-Jackson deals)		
2b	TO CHICAGO in Trace Armstrong deal (56)		
3	TO CHICAGO in Trace Armstrong deal (87)		
4a	TO GREEN BAY in Keith Jackson deal (117)		
	(from Green Bay for Mark Ingram)		
4b	Pete Mitchell (122)	TE	Boston College
5	Norman Hand (158)	DT	Mississippi
6	Jeff Kopp (194)	LB	Southern Cal
7a	Corey Swinson (233)	DT	Hampton
7b	x-Shannon Myers (246)	WR	Lenoir-Rhyne
	(compensatory pick from NFL)		

x - Physically Unable To Perform '95

1996

1	Daryl Gardener (20)	DE	Baylor
2a	TO DALLAS in '96 trade-down (49)		
2b	TO JACKSONVILLE in '96 trade-down (60)		
	(from Dallas in '96 trade-down)		
3a	Dorian Brew (79)	CB	Kansas
	(from Jacksonville in '96 trade-down)		

- 3b **Karim Abdul-Jabbar** (80) RB UCLA
 4a TO KANSAS CITY in '96 trade-down (98)
 (from Jacksonville in '96 trade-down)
 4b TO JACKSONVILLE in '96 trade-down (99)
 (from Dallas in '96 trade-down)
 4c **Kirk Pointer** (113) CB Austin Peay
 (from Kansas City in '96 trade-down)
 4d **Stanley Pritchett** (118) FB South Carolina
 4e **LaCurtis Jones** (125) LB Baylor
 (from Kansas City in '96 trade-down)
 5a **Jerris McPhail** (134) RB East Carolina
 (from Jacksonville in '96 trade-down)
 5b **Shane Burton** (150) DE Tennessee
 (from Jacksonville in '96 trade-down)
 5c **Zach Thomas** (154) LB Texas Tech
 6 **Shawn Wooden** (189) S Notre Dame
 7a **Jeff Buckley** (230) T Stanford
 7b **Brice Hunter** (251) WR Georgia
 (compensatory pick from NFL)

1997

- 1 **x-Yatil Green** (15) WR Miami (Fla.)
 2 **Sam Madison** (44) CB Louisville
 3a **Jason Taylor** (73) DE Akron
 3b **Derrick Rodgers** (92) LB Arizona State
 (compensatory pick from NFL)
 3c **Ronnie Ward** (93) LB Kansas
 (compensatory pick from NFL)
 3d **y-Brent Smith** (96) T Mississippi St.
 (compensatory pick from NFL)
 4a TO ST. LOUIS in '97 trade-down (112)
 4b **Jerome Daniels** (121) G Northeastern
 (from St. Louis in '97 trade-down)
 4c TO OAKLAND in '97 trade-down (123)
 (from San Francisco for RB Terry Kirby)
 5a TO N.Y. JETS for T James Brown (145)
 5b **Barron Tanner** (149) DT Oklahoma
 (from Kansas City for K Pete Stoyanovich)
 5c **Nicholas Lopez** (157) DE Texas Southern
 (from Oakland in '97 trade-down)
 6a **John Fiala** (166) LB Washington
 (from Oakland in '97 trade-down)
 6b **Brian Manning** (170) WR Stanford
 (from St. Louis in '97 trade-down)
 6c **Mike Crawford** (173) LB Nevada
 (from St. Louis in '97 trade-down)
 6d **Ed Perry** (177) TE James Madison
 7a **Hudhaifa Ismaeli** (203) CB Northwestern
 (from Oakland in '97 trade-down)
 7b TO KANSAS CITY in '96 trade-down (214)

x - Injured Reserve '97 y - did not appear in a game '97

1998

- 1a TO GREEN BAY in '98 trade-down (19)
 1b **John Avery** (29) RB Mississippi
 (from Green Bay in '98 trade-down)
 2a **Patrick Surtain** (44) CB Southern Miss.
 (from Carolina for 1st-round pick in 2000)
 2b **Kenny Mixon** (49) DE LSU
 2c TO DETROIT in '98 trade-down (60)
 (from Green Bay in '98 trade-down)
 3a **Brad Jackson** (79) LB Cincinnati
 (from Detroit in '98 trade-down)
 3b **x-Larry Shannon** (82) WR East Carolina
 4a **Lorenzo Bromell** (102) DE Clemson
 (from Philadelphia in '98 trade-up)
 4b TO PHILADELPHIA in '98 trade-up (112)
 5a TO PHILADELPHIA in '98 trade-up (142)
 5b **Scott Shaw** (143) G Michigan State
 (from Detroit in '98 trade-down)

- 6a **Nathan Strikwerda** (171) C Northwestern
 6b **John Dutton** (172) QB Nevada
 (from Detroit in '98 trade-down)
 7 **Jim Bundren** (210) G Clemson

x - Injured Reserve '98

1999

- 1a TO SAN FRANCISCO in '99 draft trade-down (24)
 1b TO DETROIT in '99 draft trade-down (27)
 2a **J.J. Johnson** (39) RB Mississippi State
 (from Detroit in '99 draft trade-down)
 2b **Rob Konrad** (43) FB Syracuse
 (from Kansas City in '99 draft trade-up)
 2c TO KANSAS CITY in '99 draft trade-up (54)
 3a TO DETROIT in '99 draft trade-down (70)
 (from Detroit in '99 draft trade-down)
 3b **x-Grey Ruegamer** (72) C Arizona State
 (from Detroit in '99 draft trade-down)
 3b TO KANSAS CITY in '99 draft trade-up (84)
 4 TO MINNESOTA for signing TE Hunter Goodwin (120)
 5a **Cecil Collins** (134) RB McNeese State
 (from San Francisco in '99 draft trade-down)
 5b **Bryan Jones** (142) LB Oregon State
 (from Detroit in '99 draft trade-down)
 5c TO SAN FRANCISCO for G Kevin Gogan (157)
 6 **Brent Bartholomew** (192) P Ohio State
 7a TO N.Y. GIANTS for RB Tyrone Wheatley (231)
 7b **y-Jermaine Haley** (232) DT Butte College
 (from Detroit in '99 draft trade-down)
 7c **z-Joe Wong** (244) T Brigham Young
 (compensatory pick from NFL)

x-did not appear in a game in '99; y-previously under contract with CFL; z-injured reserve '99

2000

- 1 TO CAROLINA in '98 draft trade-up (23)
 2 **Todd Wade** (53) T Mississippi
 3 **Ben Kelly** (84) CB Colorado
 4 **Deon Dyer** (117) FB North Carolina
 5 **Arturo Freeman** (152) S South Carolina
 6a **Ernest Grant** (167) DT Arkansas-Pine Bluff
 (from Cleveland for RB Karim Abdul-Jabbar)
 6b TO KANSAS CITY in '99 draft trade-down (188)
 7a TO SAN FRANCISCO for QB Jim Druckenmiller (230)
 7b **x-Jeff Harris** (232) CB Georgia
 (from Chicago for P Brent Bartholomew)

x-injured reserve '00

2001

- 1 **Jamar Fletcher** (26) CB Wisconsin
 2a **Chris Chambers** (52) WR Wisconsin
 (from Indianapolis through Dallas in '01 draft trade-up)
 2b TO DALLAS in '01 draft trade-up (56)
 3a **Travis Minor** (85) RB Florida State
 3b **Morlon Greenwood** (88) LB Syracuse
 (from Philadelphia in '01 draft trade-up)
 4 TO DALLAS in '01 draft trade-up (122)
 5 **Shawn Draper** (156) T Alabama
 6a **Brandon Winey** (164) T Louisiana State
 (from San Diego for WR Nate Jacquet)
 6b **Josh Heupel** (177) QB Oklahoma
 (from Washington for DT Barron Tanner)
 6c **Otis Leverette** (187) DE Alabama-Birmingham
 (from Philadelphia in '01 draft trade-up)
 6d **Rick Crowell** (188) LB Colorado State
 7a TO CHICAGO for TE Alonzo Mayes (208)
 (from Chicago for P Brent Bartholomew)
 7b TO WASHINGTON for P Matt Turk (224)

2002

- 1 TO NEW ORLEANS in RB Ricky Williams deal (25)
- 2 TO PHILADELPHIA in in '01 draft trade-up (59)
- 3 Seth McKinney (90) C Texas A&M
- 4a Randy McMichael (114) TE Georgia
(from New Orleans in RB Ricky Williams deal)
- 4b TO NEW ORLEANS in RB Ricky Williams deal (125)

- 5a Omare Lowe (161) CB Washington
- 5b Sam Simmons (170) WR Northwestern
(compensatory pick from NFL)
- 6 TO CHICAGO in QB Cade McNown deal (199)
- 7a TO DALLAS for WR Jeff Ogden (237)
- 7b Leonard Henry (241) RB East Carolina
(from Chicago in QB Cade McNown deal)

FIRST ROUND BY POSITION

POSITION	TOP NO.	ALL FIRST ROUND
Defensive Line	8	8
Offensive Line	8#	6
Running Back	7*	6
Wide Receiver	4*	3
Linebacker	3*	4
Quarterback	3*	3
Defensive Back	3	4
Tight End	1*	0
Kicker/Punter	0	0

*includes one selection in second round

#includes three selections in second round and one in third round

ALL-TIME DRAFT BY POSITION

POSITION	NO.
Defensive Line	83
Offensive Line	83
Defensive Back	73
Linebacker	71
Running Back	68
Wide Receiver	48
Tight End	33
Quarterback	24
Kicker	6
Punter	4

DON SHULA'S COACHING LONGEVITY

Former Dolphins Head Coach Don Shula was one of only four coaches in NFL history to have coached the same team for 20 or more consecutive seasons. Shula (1970-95) completed 26 seasons with the Dolphins. Green Bay's Curley Lambeau (1921-49) and Dallas' Tom Landry (1960-88) share the record with 29 seasons each, while Pittsburgh's Chuck Noll (1969-91) and the N.Y. Giants' Steve Owen (1931-53) coached 23 years with their teams.

DOLPHINS

FACT

ALL-TIME TRADES

1966

- 1/15 LB Ron Caveness to Houston for rights to QB Billy Anderson (1965 redshirt draftee of Houston)
 7/3 13th round pick in 1967 to Buffalo for QB George Wilson, Jr.
 8/30 RB Jack Spikes to Buffalo for 5th round pick in 1967
 11/10 3rd and 5th round picks in 1967 to Denver for RB Cookie Gilchrist
 11/10 DT Jerry Oliver to Denver for 12th round pick in 1967
 11/10 8th round pick in 1967 to Oakland for TE Bill Cronin

1967

- 4/4 T Nick DeFelice to N.Y. Jets for C Mike Hudock
 5/4 TE Bill Cronin to Denver for DT Ray Jacobs
 6/27 DE Earl Faison, RB Cookie Gilchrist, G Earnie Park and QB George Wilson, Jr., to Denver for RB Abner Haynes, LB Jerry Hopkins, DE Danny La Rose and 6th round pick in 1968
 7/25 4th round pick in 1968 to Denver for LB John Bramlett
 9/5 TE Dave Kocourek to Oakland for 8th round pick in 1968
 9/26 8th round pick in 1968 to N.Y. Jets for QB Archie Roberts
 12/3 QB Jon Brittenum to San Diego for 3rd round pick in 1968
 12/27 QB John Stofa to Cincinnati for 1st and 2nd round picks in 1968;
 12/27 QB Billy Anderson to Houston for 9th round pick in 1968

1968

- 8/19 LB Tom Erlandson to San Diego for 7th round pick in 1969
 8/21 WR John Roderick to Oakland for 5th round pick in 1969

1969

- 3/24 LB John Bramlett, QB Kim Hammond and 5th round pick in 1970 to Boston for LB Nick Buoniconti
 7/2 CB Mack Lamb to San Diego for G Larry Little

1970

- 1/27 1st round pick in 1970 to Cleveland for WR Paul Warfield
 4/13 1st round pick in 1971 to Baltimore as compensation for Head Coach Don Shula
 5/1 CB Dick Westmoreland to Minnesota for G Bookie Bolin
 5/1 S Tom Beier to San Francisco for T/C Lance Olssen
 5/18 WR Jack Clancy to Green Bay as compensation for TE Marv Fleming
 8/31 8th round pick in 1971 to Pittsburgh for C Bob DeMarco

- 9/15 5th round pick in 1971 to Pittsburgh for WR Willie Richardson

1971

- 9/1 2nd round pick in 1972 to Cleveland for LB Bob Matheson
 9/8 C Carl Mauck to San Diego for DT Tony Liscio and 4th round pick in 1972
 11/23 QB John Stofa to Denver for 7th round pick in 1972
 11/23 10th round pick in 1972 to Houston for DE Russell Price

1972

- 6/7 LB Dale Farley to Buffalo for DT Jim Dunaway
 6/7 1st round pick in 1973 to Buffalo for WR Marlin Briscoe
 8/22 DT Frank Cornish to Buffalo for G/C Howard Kindig and 5th round pick in 1973
 8/28 T Wayne Mass to New England for 7th round pick in 1973
 9/26 C Bob DeMarco to Cleveland for 7th round pick in 1973
 9/26 G/C Bill Griffin to New England for 7th round pick in 1973

1973

- 8/10 CB Dave McCurry to Chicago for 9th round pick in 1974
 8/22 QB Jim Del Gaizo to Green Bay for 2nd round picks in 1974 and 1975
 8/27 DT Mike Kadish to Buffalo for C/G Irv Goode
 8/29 K Jeff White to New Orleans for 7th round pick in 1974
 5/10 WR Otto Stowe to Dallas for WR Ron Sellers and 2nd round pick in 1974
 10/2 RB Hubert Ginn to Baltimore for FB Don Nottingham and 6th round pick in 1974

1974

- 1/25 QB Joe Theismann to Washington for 1st round pick in 1976
 8/7 DT Larry Woods to N.Y. Jets for 6th round pick in 1975
 8/9 WR Charley Wade to Chicago for 10th round pick in 1975
 8/17 RB Ed Jenkins to N.Y. Giants for 14th round pick in 1975
 8/21 G/C Howard Kindig to Washington for 10th round pick in 1975
 8/28 6th round pick in 1975 to N.Y. Jets for T John Mooring
 9/10 WR Bo Rather to Chicago for 3rd round pick in 1977

1975

- 1/28 CB Henry Stuckey to N.Y. Giants for 5th round pick in 1975
 1/30 Rights to DE Karl Lorch to Washington for 10th round pick in 1976
 5/6 WR Marlin Briscoe and RB Hubert Ginn to St.

- Louis for RB Donny Anderson and compensation for TE Jim McFarland
- 7/9 4th round pick in 1976 to Philadelphia for FB Norm Bulaich
- 7/23 LB Bruce Bannon to San Diego for DE Pete Lazetich
- 9/7 LB Larry Ball and 5th round pick in 1976 to Detroit for 4th round pick in 1976
- 9/9 WR Mel Baker to New Orleans for 7th round pick in 1976

1976

- 4/6 LB Rodrigo Barnes to St. Louis for 12th round pick in 1976
- 4/6 3rd round picks in 1978 and 1979 from N.Y. Giants as compensation for signing FB Larry Csonka
- 4/8 4th and 7th round picks in 1978 from Cleveland as compensation for signing WR Paul Warfield
- 4/10 12th round pick in 1978 and 9th round pick in 1979 from Denver as compensation for signing RB Jim Kiick
- 8/24 RB Mercury Morris to San Diego for 4th round pick in 1977
- 8/24 S Jake Scott and 4th round pick in 1977 to Washington for S Bryant Salter
- 9/2 6th round pick in 1977 to N.Y. Giants for LB Andy Selfridge
- 9/21 3rd and 4th (obtained in Morris trade, 1976) round picks in 1977 to Houston for CB Ken Ellis

1977

- 1/21 Rights to LB Ray Nettles to Tampa Bay for 5th and 6th round picks in 1977
- 2/7 6th round pick in 1977 to Tampa Bay for WR Barry Smith and T Randy Young
- 7/20 11th round pick in 1978 to Seattle for DT Carl Barisich
- 8/8 T Darryl Carlton to Tampa Bay for T Mike Current and 5th round pick in 1978
- 8/30 5th (obtained in Carlton trade, 1977) round pick in 1978 to Tampa Bay for T Steve Young
- 9/5 CB Jeris White to Tampa Bay for 5th round pick in 1978

1978

- 4/17 S Vern Roberson, WR Freddie Solomon and 1st and 5th round picks in 1978 to San Francisco for RB Delvin Williams
- 5/11 TE Jim Mandich to Washington for 8th round picks in 1979 and 1980
- 7/5 8th round pick in 1979 to Tampa Bay for DE Council Rudolph
- 8/28 T Karl Baldischwiler to Detroit for 10th round pick in 1979
- 10/10 RB Benny Malone and 5th round pick in 1980 to Washington for FB Jim Braxton and 3rd round pick in 1979

1979

- 3/22 3rd (obtained in Malone trade, 1978) round pick in 1979 to Oakland for S Neal Colzie
- 4/18 3rd round pick in 1979 to Atlanta for LB Ralph Ortega
- 8/21 CB Charles Cornelius to San Francisco for 11th round pick in 1980
- 8/27 FB Leroy Harris to Philadelphia for 5th round pick in 1981

1980

- 8/25 RB Gary Davis and CB Norris Thomas to Tampa Bay for FB Jimmy DuBose and 2nd round pick in 1981
- 8/28 QB Guy Benjamin to New Orleans for 4th round pick in 1981
- 9/24 C Jim Langer to Minnesota for 6th round pick in 1981 and 5th round pick in 1982

1981

- 4/28 3rd round pick in 1981 and 2nd (obtained in Davis/Thomas trade, 1980) round pick in 1982 to Los Angeles for LB Bob Brudzinski; teams also exchanged 2nd round picks in 1981 (Dolphins moving down from 43rd to 56th overall)
- 7/13 LB Steve Towle to Detroit for 9th round pick in 1982
- 7/22 4th round pick in 1983 to Los Angeles for RB Eddie Hill
- 8/18 FB Steve Howell to Philadelphia for 10th round pick in 1982
- 8/31 P George Roberts to San Diego for 6th round pick in 1982

1983

- 4/26 3rd (81st overall) and 5th round picks in 1983 to Houston for 3rd (76th overall) round pick in 1983 in draft trade-up
- 8/15 5th round pick in 1985 to Denver for LB Larry Evans
- 8/29 P Tom Orosz to San Francisco for 12th round pick in 1984

1984

- 2/21 QB David Woodley to Pittsburgh for 3rd round pick in 1984
- 3/6 C Mark Dennard to Philadelphia for 3rd round pick in 1985
- 3/27 WR Duriel Harris to Cleveland for 4th round pick in 1985
- 5/1 1st (26th overall) round pick and two 3rd round picks (one obtained in Woodley trade, 1984) in 1984 to Buffalo for 1st (14th overall) round pick in 1984 in draft trade-up
- 8/27 CB Gerald Small to Atlanta for T Ronnie Lee and 6th round pick in 1985
- 9/22 2nd round pick in 1985 to San Diego for FB Pete Johnson

1985

- 5/7 Conditional undisclosed pick in 1986 to Cincinnati for QB Bryan Clark
- 8/15 Rights to WR Anthony Carter (12th round, 1983) to Minnesota for LB Robin Sendlain and 2nd round pick in 1986
- 10/9 1st and 2nd (obtained in Carter trade, 1985) round picks in 1986 to Tampa Bay for LB Hugh Green

1987

- 4/28 1st (14th overall) round pick in 1987 to Minnesota for 1st (16th overall) and 5th round picks in 1987 in draft trade-down
- 4/28 3rd and 5th (obtained in 1987 draft trade-down) round picks in 1987 to St. Louis for 2nd

- round pick in 1987 in draft trade-up
 4/28 5th (128th overall) round pick in 1987 to Kansas City for 5th (132nd overall) and 8th round picks in 1987 in draft trade-down
 8/20 G/C Larry Lee to Denver for 8th round pick in 1988
 10/20 T Greg Koch to Minnesota for 6th round pick in 1988 and 10th round pick in 1989

1989

- 4/23 2nd (36th overall) and 3rd (65th overall) round picks in 1989 to Chicago for 1st round pick (25th overall) in 1989 in draft trade-up
 8/6 5th (120th overall) round pick in 1990 to Dallas for QB Scott Secules

1990

- 4/22 10th (262nd overall) round pick in 1990 and 4th round pick in 1991 to Washington for 5th round pick in 1990 in draft trade-up
 4/23 7th (178th overall) round pick in 1990 to Cleveland for 5th round pick in 1991
 4/23 11th (289th overall) round pick in 1990 and 2nd round pick in 1991 to San Francisco for CB Tim McKyer
 9/3 12th (331st overall) round pick in 1991 to Atlanta for NT Shawn Lee

1991

- 1/31 LB Eric Kumerow to Chicago for CB Vestee Jackson
 4/1 3rd (79th overall) round pick in 1991 to Houston for LB John Grimsley
 4/21 CB Tim McKyer to Atlanta for 3rd (60th overall) and 12th (331st overall) round picks in 1991
 4/22 5th (135th overall) and 6th (163rd overall) round picks in 1991 to Green Bay for 5th (121st overall) in 1991 in draft trade-up
 9/3 WR Randal Hill to Phoenix for 1st (seventh overall) round pick in 1992

1992

- 4/27 7th (182nd overall) round pick in 1992 to Atlanta for 7th (185th overall) and 12th (328th overall) round picks in 1992 in draft trade-down
 4/27 7th (185th overall) round pick in 1992 to L.A. Raiders for 7th (191st overall) and 11th (296th overall) round picks in 1992 draft trade-down
 5/26 RB Sammie Smith to Denver for RB Bobby Humphrey

1993

- 4/1 2nd (52nd overall) round pick in 1993 and 3rd (88th overall) round pick in 1994 to New England for WR Irving Fryar
 7/13 G Gene Williams to Cleveland for 4th (110th overall) round pick in 1994

1994

- 3/24 WR Tony Martin to San Diego for 4th (113th overall) round pick in 1994
 4/24 1st (16th overall) round pick in 1994 to Green Bay for 1st (20th overall) and 3rd (89th overall) round picks in 1994 in draft trade-down

- 4/24 3rd (89th overall), 4th (115th overall) and 4th (121st overall) round picks in 1994 to Arizona for 2nd (65th overall) round pick in 1994 in draft trade-up

1995

- 3/21 WR Mark Ingram to Green Bay for 4th (116th overall) round pick in 1995
 3/29 TE Keith Jackson and 4th (116th overall) round pick to Green Bay for 2nd (53rd overall) round pick in 1995
 4/3 CB Terrell Buckley from Green Bay for past considerations
 4/4 2nd (56th overall) round pick and 3rd (87th overall) round pick in 1995 to Chicago for DE Trace Armstrong
 8/27 TE Pete Mitchell to Jacksonville for WR Mike Williams

1996

- 3/4 5th (145th overall) round pick in 1997 to N.Y. Jets for T James Brown
 4/20 2nd (49th overall) round pick in 1996 to Dallas for 2nd (60th overall) and 4th (99th overall) round picks in 1996 in draft trade-down
 4/20 2nd (60th overall) and 4th (99th overall) round picks in 1996 to Jacksonville for 3rd (79th overall), 4th (98th) and 134th overall) and 5th (150th overall) round picks in 1996 in draft trade-down
 4/21 4th (98th overall) round pick in 1996 and 7th (214th overall) round pick in 1997 to Kansas City for 4th (113th) and 125th overall) round picks in 1996 in draft trade-down
 8/19 RB Terry Kirby to San Francisco for 4th (123rd overall) round pick in 1997
 8/21 K Pete Stoyanovich to Kansas City for 5th (149th overall) round pick in 1997
 10/1 T Billy Milner to St. Louis for TE Troy Drayton

1997

- 4/20 4th (112th overall) round pick in 1997 to St. Louis for 4th (121st overall) and 6th (170th and 173rd overall) round picks in 1997 in draft trade-down
 4/20 4th (123rd overall) round pick in 1997 to Oakland for 5th (157th overall), 6th (166th overall) and 7th (203rd overall) round picks in 1997 in draft trade-down
 8/24 Conditional draft choice in 1998 to Green Bay for WR Qadry Ismail

1998

- 4/16 1st round pick in 2000 to Carolina for 2nd (44th overall) round pick in 1998
 4/18 1st (19th overall) round pick in 1998 to Green Bay for 1st (29th overall) and 2nd (60th overall) round picks in 1998 in draft trade-down.
 4/18 2nd (60th overall) round pick in 1998 to Detroit for 3rd (79th overall), 5th (143rd overall) and 6th (172nd overall) round picks in 1998 in draft trade-down.
 4/19 4th (112th overall) and 5th (142nd overall) round picks in 1998 to Philadelphia for 4th (102nd overall) round pick in 1998 in draft trade-up.

1999

- 2/12 7th (231st overall) round pick in 1999 to N.Y. Giants for RB Tyrone Wheatley
- 3/1 5th (157th overall) round pick in 1999 to San Francisco for G Kevin Gogan
- 4/17 1st (24th overall) round pick in 1999 to San Francisco for 1st (27th overall) and 5th (134th overall) round picks in 1999 in draft trade-down
- 4/17 1st (27th overall) round pick in 1999 to Detroit for 2nd (39th overall), 3rd (70th overall) and 5th (142nd overall) round picks in 1999 in draft trade-down
- 4/17 2nd (54th overall) and 3rd (84th overall) round picks in 1999 and 6th round pick (188th overall) in 2000 to Kansas City for 2nd (43rd overall) round pick in 1999 in draft trade-up
- 4/17 3rd (70th overall) round pick in 1999 to Detroit for 3rd (72nd overall) and 7th (232nd overall) round picks in 1999 in draft trade-down
- 9/4 DT Barron Tanner to Washington for a 6th (177th overall) round draft choice
- 9/6 7th (230th overall) round pick in 2000 to San Francisco for QB Jim Druckenmiller
- 9/21 RB John Avery to Denver for WR Marcus Nash
- 10/19 RB Karim Abdul-Jabbar to Cleveland for 6th (167th overall) round pick in 2000

2000

- 3/9 7th (224th overall) round pick in 2001 to Washington for P Matt Turk

- 4/16 P Brent Bartholomew to Chicago for 7th (232nd overall) round pick in 2000 and 7th (208th overall) round pick in 2001
- 8/22 WR Nate Jacquet to San Diego for 6th (164th overall) round draft choice in 2001
- 8/22 7th (237th overall) round draft choice in 2002 to Dallas for WR Jeff Ogden
- 10/2 7th (208th overall) round draft choice in 2001 to Chicago for TE Alonzo Mayes

2001

- 4/21 2nd (56th overall) and 4th (122nd overall) round picks in 2001 to Dallas for 2nd (52nd overall) round pick in 2001
- 4/21 2nd (59th overall) round pick in 2002 to Philadelphia for 3rd (88th overall) and 6th (187th overall) round picks in 2001
- 8/22 6th (199th overall) round pick in 2002 and conditional 7th round pick in 2003 to Chicago for QB Cade McNown and 7th (241st overall) round pick in 2002

2002

- 3/8 1st (25th overall) and 4th (125th overall) round picks in 2002 and conditional 3rd round pick in 2003 to New Orleans for RB Ricky Williams and 4th (114th overall) round pick in 2002
- 3/12 RB J.J. Johnson to Cleveland for conditional seventh-round draft choice in 2004
- 6/13 QB Cade McNown to San Francisco for conditional seventh-round draft choice in 2003

PLAN B FREE AGENCY

(**Boldface** indicates made active roster)

1989

PLAYERS LEFT UNPROTECTED (25): FB Woody Bennett, S Glenn Blackwood, S Bud Brown, LB Bob Brudzinski, FB Tony Burse, G/C Chris Conlin, RB Joe Cribbs, LB Tony Furjanic, T Jon Giesler, LB Hugh Green, TE Bruce Hardy, S Liffort Holey, QB Ron Jaworski, TE Dan Johnson, LB Larry Kolic, NT Mike Lambrecht, CB Don McNeal, LB Scott Nicolas, CB Bruce Plummer, DE Chris Scott, LB Jackie Shipp, FB Chad Stark, C Dwight Stephenson, WR Jimmy Teal and CB Reyna Thompson.

PLAYERS SIGNED (11):

LB **Dave Ahrens** – signed on March 23 (from Detroit)
LB **Greg Clark** – signed on March 15 (from Chicago)
S Steve Gage – signed on February 13 (from Washington)
CB **Ernest Gibson** – signed on February 16 (from New England)
LB **E.J. Junior** – signed on February 25 (from Phoenix)
FB **Marc Logan** – signed on February 16 (from Cincinnati)
TE Jeff Markland – signed on April 1 (from Pittsburgh)
QB Brent Pease – signed on March 20 (from Houston)
RB Eric Starr – signed on March 31 (from Chicago)
DE Don Thorp – signed on April 1 (from Kansas City)
CB Bobby Watkins – signed on March 30 (from Detroit)

PLAYERS LOST (6):

FB Tony Burse – signed on April 1 (by Seattle)
QB **Ron Jaworski** – signed on April 1 (by Kansas City)

NT Mike Lambrecht – signed on March 15 (by N.Y. Giants)
CB Bruce Plummer – signed on March 31 (by Indianapolis)
LB **Jackie Shipp** – signed on March 21 (by L.A. Raiders)
CB **Reyna Thompson** – signed on March 30 (by N.Y. Giants)

1990

PLAYERS LEFT UNPROTECTED (19): LB Dave Ahrens, LB Dana Batiste, FB Tom Brown, LB Bob Brudzinski, T Louis Cheek, LB Greg Clark, DE Jackie Cline, CB Ernest Gibson, T Jon Giesler, LB Hugh Green, RB Lorenzo Hampton, TE Bruce Hardy, G Greg Johnson, CB William Judson, LB Barry Krauss, T Ronnie Lee, CB Don McNeal, QB Cliff Stoudt and G Tom Toth.

PLAYERS SIGNED (9):

CB Donnie Elder – signed on March 29 (from Tampa Bay)
CB **Kerry Glenn** – signed on March 30 (from N.Y. Jets)
LB Stacy Harvey – signed on April 1 (from Kansas City)
RB **Marc Higgs** – signed on March 31 (from Philadelphia)
S **Stevon Moore** – signed on March 31 (from N.Y. Jets)
LB **Cliff Odom** – signed on March 27 (from Indianapolis)
FB **Tony Paige** – signed on March 12 (from Detroit)
LB **Mike Reichenbach** – signed on March 30 (from Philadelphia)
DE **Karl Wilson** – signed on March 26 (from Phoenix)

PLAYERS LOST (11):

LB **Dave Ahrens** – signed on March 9 (by Seattle)
FB Tom Brown – signed on March 29 (by Washington)
T **Louis Cheek** – signed on March 29 (by Dallas)
LB Greg Clark – signed on April 1 (by Green Bay)

DE Jackie Cline – signed on March 29 (by Atlanta)
 CB Ernest Gibson – signed on March 29 (by New England)
 RB Lorenzo Hampton – signed on March 23 (by Denver)
 G Greg Johnson – signed on March 3 (by Dallas)
 CB William Judson – signed on March 29 (by Detroit)
 T Ronnie Lee – signed on March 1 (by Atlanta)
 G Tom Toth – signed on March 28 (by San Diego)

1991

PLAYERS LEFT UNPROTECTED (24): S Stefan Adams, TE Greg Baty, DE John Bosa, WR Andre Brown, G Roy Foster, LB Rick Graf, S African Grant, RB Mark Higgs, S Liffort Holey, WR Jim Jensen, LB E.J. Junior, TE Brian Kinchen, LB Barry Krauss, CB Paul Lankford, FB Garrett Limbrick, CB Michael McGruder, LB Cliff Odom, WR James Pruitt, LB Mike Reichenbach, WR Scott Schwedes, RB Troy Stradford, CB Rodney Thomas, CB Sean Vanhorne and DE Karl Wilson.

PLAYERS SIGNED (5):

LB Ned Bolcar – signed on March 26 (from Seattle)
 LB Louis Cooper – signed on April 1 (from Kansas City)
 DE Terry Price – signed on March 11 (from Chicago)
 TE Eric Sievers – signed on March 18 (from New England)
 RB Don Smith – signed on April 1 (from Buffalo)

PLAYERS LOST (10):

S Stefan Adams – signed on April 1 (by L.A. Raiders)
 DE John Bosa – signed on March 15 (by N.Y. Jets)
 G Roy Foster – signed on March 18 (by San Francisco)
 LB Rick Graf – signed on March 21 (by Houston)
 TE Brian Kinchen – signed on April 1 (by Green Bay)
 WR James Pruitt – signed on March 31 (by Minnesota)

RB Troy Stradford – signed on April 1 (by Kansas City)
 CB Rodney Thomas – signed on March 21 (by L.A. Rams)
 CB Sean Vanhorne – signed on March 20 (by Detroit)
 DE Karl Wilson – signed on March 5 (by L.A. Rams)

1992

PLAYERS LEFT UNPROTECTED (25): WR Fred Banks, TE Greg Baty, LB Louis Cooper, DE Donnie Gardner, CB Kerry Glenn, LB Hugh Green, LB John Grimsley, S Liffort Holey, S Mike Iaquaniello, WR Jim Jensen, LB E.J. Junior, NT Chuck Klingbeil, CB Paul Lankford, FB Garrett Limbrick, RB Marc Logan, CB Bruce McNorton, S Stevon Moore, LB Cliff Odom, T James Parrish, DE Terry Price, CB Pat Ray, LB Mike Reichenbach, RB Don Smith, DE Pat Swoopes and WR Mike Williams.

PLAYERS SIGNED (6):

CB Bruce Alexander – signed on March 26 (from Detroit)
 WR Robert Clark – signed on March 19 (from Detroit)
 DE Tim Downing – signed on February 28 (from N.Y. Giants)
 LB Brian Jones – signed on April 1 (from Indianapolis)
 NT Gerald Nichols – signed on March 31 (from Tampa Bay)
 FB James Saxon – signed on March 17 (from Kansas City)

PLAYERS LOST (6):

DE Donnie Gardner – signed on March 3 (by N.Y. Jets)
 RB Marc Logan – signed on April 1 (by San Francisco)
 S Stevon Moore – signed on March 25 (by Cleveland)
 T James Parrish – signed on February 21 (by San Diego)
 DE Terry Price – signed on April 1 (by San Diego)
 LB Mike Reichenbach – signed on April 1 (by San Francisco)

FREE AGENTS

(**Boldface** indicates made active roster)

1992

PLAYERS SIGNED (1):

TE Keith Jackson – signed on September 29 (from Philadelphia)

1993

PLAYERS SIGNED (4):

FB Keith Byars – signed on July 15 (from Philadelphia)
 DT Mike Golic – signed on June 8 (from Philadelphia)
 T Ron Heller – signed on April 20 (from Philadelphia)
 WR Mark Ingram – signed on March 18 (from N.Y. Giants)

PLAYERS LOST (4):

WR Mark Clayton – signed on June 4 (by Green Bay)
 TE Ferrell Edmunds – signed on March 12 (by Seattle)
 G Harry Galbreath – signed on March 23 (by Green Bay)
 QB Scott Secules – signed on March 22 (by New England)

1994

PLAYERS SIGNED (5):

P Jim Arnold – signed on April 25 (from Detroit)
 S Gene Atkins – signed on February 18 (from New Orleans)
 CB Tyrone Braxton – signed on May 13 (from Denver)
 QB Bernie Kosar – signed on April 13 (from Dallas)
 S Michael Stewart – signed on March 9 (from L.A. Rams)

PLAYERS LOST (5):

DE David Griggs – signed on March 24 (by San Diego)
 DE Jeff Hunter – signed on April 25 (by Tampa Bay)
 QB Scott Mitchell – signed on March 6 (by Detroit)
 S Louis Oliver – signed on March 15 (by Cincinnati)
 C Jeff Uhlenhake – signed on April 23 (by New Orleans)

1995

PLAYERS SIGNED (3):

TE Eric Green – signed on March 10 (from Pittsburgh)
 WR Randal Hill – signed on March 7 (from Arizona)
 QB Dan McGwire – signed on April 24 (from Seattle)

PLAYERS LOST (6):

RB Aaron Craver – signed on March 10 (by Denver)
 C Jeff Dellenbach – signed on March 8 (by New England)
 RB Cleveland Gary – signed on May 8 (by St. Louis)
 S Chris Green – signed on June 5 (by Buffalo)
 RB James Saxon – signed on June 19 (by Kansas City)
 DT Craig Veasey – signed on June 2 (by Houston)

1996

PLAYERS SIGNED (6):

CB Robert Bailey – signed on March 7 (from Dallas)
 WR Fred Barnett – signed on March 12 (from Philadelphia)
 QB Mike Buck – signed on April 11 (from Arizona)
 C Cal Dixon – signed on April 16 (from N.Y. Jets)

WR Charles Jordan – signed on March 13 (from Green Bay)
DE Daniel Stubbs – signed on April 4 (from Philadelphia)

PLAYERS LOST (4):

DE Marco Coleman – signed on March 7 (by San Diego)
LB Bryan Cox – signed on February 22 (by Chicago)
WR Irving Fryar – signed on March 19 (by Philadelphia)
CB Troy Vincent – signed on March 2 (by Philadelphia)

1997

PLAYERS SIGNED (4):

WR Lawrence Dawsey – signed on March 24 (from N.Y. Giants)
S Corey Harris – signed on March 17 (from Seattle)
TE Walter Reeves – signed on March 21 (from San Diego)
S George Teague – signed on March 20 (from Dallas)

PLAYERS LOST (1):

WR Randal Hill – signed on May 28 (by New Orleans)

1998

PLAYERS SIGNED (2):

G Kevin Donnalley – signed on February 17 (from Tennessee)
S Brock Marion – signed on March 3 (from Dallas)

PLAYERS LOST (3):

WR Qadry Ismail – signed on March 3 (by New Orleans)
G Everett McIver – signed on February 23 (by Dallas)
FB Roosevelt Potts – signed on February 26 (by Baltimore)

1999

PLAYERS SIGNED (4):

TE Hunter Goodwin – signed to offer sheet as a restricted free agent on April 8 (Minnesota declined to match offer sheet on April 9)
CB Greg Jeffries – signed on February 18 (from Detroit)
DE Rich Owens – signed on March 16 (from Washington)
FB Roosevelt Potts – signed on April 1 (from Baltimore)

PLAYERS LOST (2):

TE Frank Wainright – signed on February 26 (by Baltimore)
P Klaus Wilmsmeyer – signed on April 1 (by Carolina)

2000

PLAYERS SIGNED (4):

QB Jay Fiedler – signed on February 17 (from Jacksonville)

LB Scott Galyon – signed on February 29 (from N.Y. Giants)
G Heath Irwin – signed on February 29 (from New England)
S Brian Walker – signed on February 16 (from Seattle)

PLAYERS LOST (3):

P Tom Hutton – signed on May 16 (by Green Bay)
FB Stanley Pritchett – signed on March 14 (by Philadelphia)
S Shawn Wooden – signed on March 10 (by Chicago)

2001

PLAYERS SIGNED (6):

CB Terry Cousin – signed on March 15 (from Atlanta)
QB Ray Lucas – signed offer sheet on March 9 (from N.Y. Jets). Jets declined to match offer sheet on March 16
WR James McKnight – signed on March 16 (from Dallas)
G Todd Perry – signed on March 3 (from Chicago)
T Marcus Spriggs – signed on April 19 (from Buffalo)
WR Dedric Ward – signed on April 18 (from N.Y. Jets)

PLAYERS LOST (7):

DE Trace Armstrong – signed on March 5 (by Oakland)
G Kevin Donnalley – signed on March 16 (by Carolina)
WR Bert Emanuel – signed on March 30 (by New England)
LB Larry Izzo – signed on March 6 (by New England)
DE Rich Owens – signed on April 9 (by Kansas City)
CB Terrance Shaw – signed on March 23 (by New England)
T Richmond Webb – signed on April 30 (by Cincinnati)

2002

PLAYERS SIGNED (1):

DT Larry Chester – signed on March 5 (from Carolina)

PLAYERS LOST (7):

DE Lorenzo Bromell – signed on April 12 (by Minnesota)
CB Terry Cousin – signed on March 19 (by Carolina)
T Spencer Folau – signed on April 12 (by New Orleans)
DE Kenny Mixon – signed on March 12 (by Minnesota)
RB Lamar Smith – signed on March 25 (by Carolina)
P Matt Turk – signed on April 22 (by N.Y. Jets)
S Brian Walker – signed on March 5 (by Detroit)

DOLPHINS

DOLPHINS RECORD THREE PLAYOFF SHUTOUTS

The Miami Dolphins recorded a 31-0 win over the San Diego Chargers on January 10, 1993, in an AFC Divisional Playoff game. The Dolphins became just the fifth AFC team since the 1970 merger of the American and National Football Leagues to record a shutout in the playoffs. Amazingly, Miami has recorded three of the six AFC playoff shutouts by having also earned a 14-0 win over the N.Y. Jets on January 23, 1983, and a 21-0 win over the Baltimore Colts on January 2, 1972. The only other AFC playoff shutouts were by the Oakland Raiders (27-0 over the Miami Dolphins on January 6, 2001), the San Diego Chargers (17-0 over Kansas City on January 2, 1993) and the Baltimore Colts (17-0 over the Cincinnati Bengals on December 26, 1970).

FACT

2002 NFL SCHEDULE

National Football League
280 Park Avenue, New York, NY 10017
Phone: 212-450-2000

EASTERN

Buffalo
Miami
New England
N.Y. Jets

SOUTHERN

Houston
Indianapolis
Jacksonville
Tennessee

NORTHERN

Baltimore
Cincinnati
Cleveland
Pittsburgh

WESTERN

Denver
Kansas City
Oakland
San Diego

NATIONAL CONFERENCE

EASTERN

Dallas
N.Y. Giants
Washington
Philadelphia

SOUTHERN

Atlanta
Carolina
New Orleans
Tampa Bay

NORTHERN

Chicago
Detroit
Green Bay
Minnesota

WESTERN

Arizona
Saint Louis
San Francisco
Seattle

2002 NFL Schedule

(All times local)

**THURSDAY, SEPTEMBER 5

San Francisco at New York Giants 8:30

**SUNDAY, SEPTEMBER 8

New York Jets at Buffalo 1:00
Baltimore at Carolina 1:00
Minnesota at Chicago 12:00
San Diego at Cincinnati 1:00
Kansas City at Cleveland 1:00
Atlanta at Green Bay 12:00
Indianapolis at Jacksonville 1:00
Detroit at Miami 1:00
Philadelphia at Tennessee 12:00
Arizona at Washington 1:00
St. Louis at Denver 2:15
Seattle at Oakland 1:15
New Orleans at Tampa Bay 4:15
Dallas at Houston 7:30

MONDAY, SEPTEMBER 9

Pittsburgh at New England 9:00

**SUNDAY, SEPTEMBER 15

Chicago at Atlanta 1:00
Tampa Bay at Baltimore 1:00
Detroit at Carolina 1:00
Cincinnati at Cleveland 1:00
Tennessee at Dallas 12:00
Miami at Indianapolis 12:00
Jacksonville at Kansas City 12:00
Green Bay at New Orleans 12:00
New England at New York Jets 1:00
New York Giants at St. Louis 3:05
Arizona at Seattle 1:05
Buffalo at Minnesota 3:15
Houston at San Diego 1:15
Denver at San Francisco 1:15
Oakland at Pittsburgh 8:30

MONDAY, SEPTEMBER 16

Philadelphia at Washington 9:00

**SUNDAY, SEPTEMBER 22

(Open Dates: Baltimore, Jacksonville, Oakland, Pittsburgh)
New Orleans at Chicago 1:00
Indianapolis at Houston 12:00

New York Jets at Miami 1:00

Carolina at Minnesota 12:00

Kansas City at New England 1:00

Dallas at Philadelphia 1:00

Cleveland at Tennessee 12:00

San Diego at Arizona 1:05

Buffalo at Denver 2:05

Green Bay at Detroit 4:15

Seattle at New York Giants 4:15

Washington at San Francisco 1:15

Cincinnati at Atlanta 8:30

MONDAY, SEPTEMBER 23

St. Louis at Tampa Bay 9:00

**SUNDAY, SEPTEMBER 29

(Open Dates: Atlanta, Indianapolis, San Francisco, Washington)

Chicago at Buffalo 1:00

New Orleans at Detroit 1:00

Carolina at Green Bay 12:00

New York Jets at Jacksonville 1:00

Miami at Kansas City 12:00

Houston at Philadelphia 1:00

Cleveland at Pittsburgh 1:00

Dallas at St. Louis 12:00

New York Giants at Arizona 1:05

Tampa Bay at Cincinnati 4:05

Tennessee at Oakland 1:15

New England at San Diego 1:15

Minnesota at Seattle 5:30

MONDAY, SEPTEMBER 30

Denver at Baltimore 9:00

**SUNDAY, OCTOBER 6

(Open Dates: Detroit, Houston, Minnesota, Seattle)

Tampa Bay at Atlanta 1:00

Oakland at Buffalo 1:00

Arizona at Carolina 1:00

New York Giants at Dallas 12:00

Cincinnati at Indianapolis 12:00

New England at Miami 1:00

Pittsburgh at New Orleans 12:00

Washington at Tennessee 12:00

San Diego at Denver 2:05

Kansas City at New York Jets 4:05

Philadelphia at Jacksonville 4:15

St. Louis at San Francisco 1:15

Baltimore at Cleveland 8:30

MONDAY, OCTOBER 7

Green Bay at Chicago 8:00

**SUNDAY, OCTOBER 13

(Open Dates: Arizona, Chicago, New York Jets, Philadelphia)

Pittsburgh at Cincinnati 1:00

Carolina at Dallas 12:00

Green Bay at New England 12:00

Atlanta at New York Giants 1:00

Jacksonville at Tennessee 12:00

New Orleans at Washington 1:00

Oakland at St. Louis 3:15

Kansas City at San Diego 1:15

Cleveland at Tampa Bay 4:15

Miami at Denver 6:30

MONDAY, OCTOBER 14

San Francisco at Seattle 6:00

**SUNDAY, OCTOBER 20

(Open Dates: Cincinnati, New England, New York Giants, Tennessee)

Carolina at Atlanta 1:00

Jacksonville at Baltimore 1:00

Chicago at Detroit 1:00

Denver at Kansas City 12:00

Buffalo at Miami 1:00

San Francisco at New Orleans 12:00

Minnesota at New York Jets 1:00

Tampa Bay at Philadelphia 1:00

Seattle at St. Louis 12:00

Houston at Cleveland 4:05

San Diego at Oakland 1:05

Dallas at Arizona 1:15

Washington at Green Bay 3:15

MONDAY, OCTOBER 21

Indianapolis at Pittsburgh 9:00

***SUNDAY, OCTOBER 27**
(Open Dates: Green Bay, Miami, St. Louis, San Diego)

Pittsburgh at Baltimore	1:00
Detroit at Buffalo	1:00
Tampa Bay at Carolina	1:00
Tennessee at Cincinnati	1:00
Seattle at Dallas	12:00
Oakland at Kansas City	12:00
Chicago at Minnesota	12:00
Atlanta at New Orleans	12:00
Cleveland at New York Jets	1:00
Arizona at San Francisco	1:05
Houston at Jacksonville	4:15
Denver at New England	4:15
Indianapolis at Washington	8:30

MONDAY, OCTOBER 28

New York Giants at Philadelphia	9:00
---------------------------------	------

****SUNDAY, NOVEMBER 3**

(Open Dates: Carolina, Denver, Kansas City, New Orleans)

Baltimore at Atlanta	1:00
New England at Buffalo	1:00
Philadelphia at Chicago	12:00
Pittsburgh at Cleveland	1:00
Dallas at Detroit	1:00
Cincinnati at Houston	12:00
Tennessee at Indianapolis	1:00
Minnesota at Tampa Bay	1:00
New York Jets at San Diego	1:05
St. Louis at Arizona	2:15
San Francisco at Oakland	1:15
Washington at Seattle	1:15
Jacksonville at New York Giants	8:30

MONDAY, NOVEMBER 4

Miami at Green Bay	8:00
--------------------	------

***SUNDAY, NOVEMBER 10**

(Open Date: Buffalo, Cleveland, Dallas, Tampa Bay)

Cincinnati at Baltimore	1:00
New Orleans at Carolina	1:00
Detroit at Green Bay	12:00
New York Giants at Minnesota	12:00
Indianapolis at Philadelphia	1:00
Atlanta at Pittsburgh	1:00
San Diego at St. Louis	12:00
Houston at Tennessee	12:00
Seattle at Arizona	2:05
Washington at Jacksonville	4:05
New England at Chicago	3:15
Kansas City at San Francisco	1:15
Miami at New York Jets	8:30

MONDAY, NOVEMBER 11

Oakland at Denver	7:00
-------------------	------

***SUNDAY, NOVEMBER 17**

New Orleans at Atlanta	1:00
Cleveland at Cincinnati	1:00
Dallas at Indianapolis	1:00
Buffalo at Kansas City	12:00
Baltimore at Miami	1:00
Green Bay at Minnesota	12:00
Washington at New York Giants	1:00
Arizona at Philadelphia	1:00
Pittsburgh at Tennessee	12:00

San Francisco at San Diego	1:05
Carolina at Tampa Bay	4:05
New York Jets at Detroit	4:15
Jacksonville at Houston	3:15
Denver at Seattle	1:15
New England at Oakland	5:30

MONDAY, NOVEMBER 18

Chicago at St. Louis	8:00
----------------------	------

****SUNDAY, NOVEMBER 24**

Tennessee at Baltimore	1:00
Atlanta at Carolina	1:00
Detroit at Chicago	12:00
Jacksonville at Dallas	12:00

San Diego at Miami

Minnesota at New England	1:00
Cleveland at New Orleans	12:00
Buffalo at New York Jets	1:00
Cincinnati at Pittsburgh	1:00
Green Bay at Tampa Bay	1:00
Oakland at Arizona	2:05
Kansas City at Seattle	1:05
New York Giants at Houston	3:15
St. Louis at Washington	4:15
Indianapolis at Denver	6:30

MONDAY, NOVEMBER 25

Philadelphia at San Francisco	6:00
-------------------------------	------

THURSDAY, NOVEMBER 28

New England at Detroit	12:30
Washington at Dallas	3:05

****SUNDAY, DECEMBER 1**

Miami at Buffalo	1:00
Baltimore at Cincinnati	1:00
Carolina at Cleveland	1:00
Chicago at Green Bay	12:00
Pittsburgh at Jacksonville	1:00
Arizona at Kansas City	12:00
Atlanta at Minnesota	12:00
Tennessee at New York Giants	1:00
Houston at Indianapolis	4:05
Denver at San Diego	1:05
St. Louis at Philadelphia	4:15
Seattle at San Francisco	1:15
Tampa Bay at New Orleans	7:30

MONDAY, DECEMBER 2

New York Jets at Oakland	6:00
--------------------------	------

***SUNDAY, DECEMBER 8**

Cincinnati at Carolina	1:00
San Francisco at Dallas	12:00
Cleveland at Jacksonville	1:00
St. Louis at Kansas City	12:00
Buffalo at New England	1:00
Houston at Pittsburgh	1:00
Atlanta at Tampa Bay	1:00
Indianapolis at Tennessee	12:00
New York Giants at Washington	1:00
Detroit at Arizona	2:05
New Orleans at Baltimore	4:05
Philadelphia at Seattle	1:05
Denver at New York Jets	4:15
Oakland at San Diego	1:15
Minnesota at Green Bay	7:30

MONDAY, DECEMBER 9

Chicago at Miami	9:00
------------------	------

****SUNDAY, DECEMBER 15**

Seattle at Atlanta	1:00
San Diego at Buffalo	1:00
New York Jets at Chicago	2:00
Jacksonville at Cincinnati	1:00
Indianapolis at Cleveland	1:00
Tampa Bay at Detroit	1:00
Baltimore at Houston	12:00
Oakland at Miami	1:00
Minnesota at New Orleans	12:00
Washington at Philadelphia	1:00
Carolina at Pittsburgh	1:00
Kansas City at Denver	2:05
Dallas at New York Giants	4:15
Green Bay at San Francisco	1:15
Arizona at St. Louis	7:30

MONDAY, DECEMBER 16

New England at Tennessee	8:00
--------------------------	------

SATURDAY, DECEMBER 21

Miami at Minnesota	12:30
San Francisco at Arizona	3:00
Philadelphia at Dallas	7:30

***SUNDAY, DECEMBER 22**

Detroit at Atlanta	1:00
Chicago at Carolina	1:00
New Orleans at Cincinnati	1:00
Buffalo at Green Bay	12:00
New York Giants at Indianapolis	1:00
Tennessee at Jacksonville	1:00
San Diego at Kansas City	12:00
Houston at Washington	1:00
St. Louis at Seattle	1:05
Cleveland at Baltimore	4:15
Denver at Oakland	1:15
New York Jets at New England	8:30

MONDAY, DECEMBER 23

Pittsburgh at Tampa Bay	9:00
-------------------------	------

SATURDAY, DECEMBER 28

Philadelphia at New York Giants	1:30
Kansas City at Oakland	2:00

****SUNDAY, DECEMBER 29**

Cincinnati at Buffalo	1:00
Atlanta at Cleveland	1:00
Minnesota at Detroit	1:00
Tennessee at Houston	12:00
Miami at New England	1:00
Carolina at New Orleans	12:00
Baltimore at Pittsburgh	1:00
Dallas at Washington	1:00
Jacksonville at Indianapolis	4:05
Arizona at Denver	2:15
Green Bay at New York Jets	4:15
Seattle at San Diego	1:15
Tampa Bay at Chicago	7:30

MONDAY, DECEMBER 30

San Francisco at St. Louis	8:00
----------------------------	------

* CBS-TV National Weekend

** FOX-TV National Weekend

2002 OPPONENTS

BALTIMORE RAVENS

Sun., Nov. 17 at Miami - 1:00 p.m. EST/CBS-TV

Address: 11001 Owings Mills Boulevard
Owings Mills, MD 21117
Phone: (410) 654-6200

Owner and CEO: Arthur B. Modell
President and COO: David Modell

VP/Player Personnel: Ozzie Newsome

Head Coach: Brian Billick
(4th NFL Season, 4th with Ravens)

Career Record: 30-18

Ravens Record: 30-18

Public Relations: Kevin Byrne/Francine Lubera/
Chad Steele/Marisol M. Renner

Stadium (Year Opened): Ravens Stadium (1998)

Capacity: 69,084

Playing Surface: Grass

Division: AFC North

2001 Record: 10-6 (2nd, AFC Central; lost in
divisional round of playoffs)

Regular Season Record vs. Dolphins: 0-2

Playoff Record vs. Dolphins: 1-0



BALTIMORE RAVENS VS. MIAMI (Regular Season)

RUSHING

NAME	G	ATT.	YDS.	AVG.	TD
Jamal Lewis	1	9	76	8.4	0
Jeff Blake	1	1	5	5.0	0

RECEIVING

NAME	G	NO.	YDS.	AVG.	TD
Jamal Lewis	1	2	22	11.0	0
Travis Taylor	1	2	10	5.0	0

PASSING

NAME	G	ATT.	CMP.	YDS.	TD	INT.
Jeff Blake	1	34	18	201	3	0

• Miami leads the all-time series 2-1, earning both of its victories in the regular season. The Ravens won the only postseason contest in this series with a 20-3 triumph on January 13, 2002.

• This will mark the third straight season in which the Ravens have traveled to Miami. Prior to last season's playoff game, the Dolphins handed Baltimore a 19-6 loss in its first-ever trip to Pro Player Stadium on September 17, 2000.

• Miami's lone road game in this series occurred on October 19, 1997, when the Dolphins recorded a 24-13 victory at Memorial Stadium.

• This will be the 14th season in which the Dolphins face the team that eliminated them from the playoffs the previous year. Miami is 8-5 when faced with this situation, a record that

includes two occasions where the Dolphins avenged their loss in the postseason the following year. In addition, the 13 games include five seasons in which an AFC East opponent eliminated Miami. Of those five games, the Dolphins were 3-2 when facing their divisional foe for the first time the following season.

BUFFALO BILLS

Sun., Oct. 20 at Miami - 1:00 p.m. EDT/CBS-TV
Sun., Dec. 1 at Buffalo - 1:00 p.m. EST/CBS-TV

Address: One Bills Drive
Orchard Park, NY 14127-2296

Phone: (716) 648-1800

President: Ralph C. Wilson, Jr.

President/General Manager: Tom Donahoe

Head Coach: Gregg Williams

(2nd NFL season, 2nd with Bills)

Career Record: 3-13

Bills Record: 3-13

Public Relations: Scott Berchtold/Mark Dalton/
Ann Elder

Stadium (Year Opened): Ralph Wilson Stadium (1973)

Capacity: 73,967

Playing Surface: AstroTurf

Division: AFC East

2001 Record: 3-13 (5th, AFC East)

Regular Season Record vs. Dolphins: 25-46-1

Playoff Record vs. Dolphins: 3-1



BUFFALO BILLS VS. MIAMI (Regular Season)

RUSHING

NAME	G	ATT.	YDS.	AVG.	TD
Shawn Bryson	4	33	134	4.1	0
Travis Henry	1	19	97	5.1	1
Drew Bledsoe	16	27	83	3.1	0
Larry Centers	5	9	28	3.1	0
Eric Moulds	12	2	23	11.5	0
Sammy Morris	3	8	26	3.3	1
Peerless Price	6	1	4	4.0	0
Alex Van Pelt	3	7	17	2.4	0

RECEIVING

NAME	G	NO.	YDS.	AVG.	TD
Eric Moulds	12	39	658	16.9	7
Jay Riemersma	9	15	210	14.0	2
Larry Centers	5	16	126	7.9	2
Peerless Price	6	9	151	16.8	0
Jeremy McDaniel	4	6	83	13.8	0
Shawn Bryson	4	5	32	6.4	0
Sammy Morris	3	3	11	3.7	0
Reggie Germany	2	2	20	10.0	0
Sheldon Jackson	5	1	1	1.0	1

PASSING

NAME	G	ATT.	CMP.	YDS.	TD	INT.
Drew Bledsoe	16	600	326	4209	20	25

Alex Van Pelt	3	63	37	417	3	2
Travis Brown	1	33	15	201	1	2

- Miami swept the season series in 2001 for the second year in a row. The Dolphins have now won eight of the last twelve regular season meetings and lead the all-time series by a 47-28-1 margin.

- The Dolphins enter 2002 having won four straight over the Bills. The last time they had a five-game winning streak in this series occurred between 1984-86 when they took six in a row. That also is the last time that the Dolphins have recorded three consecutive season sweeps in this series.

- The Dolphins season sweep of the Bills in 2001 was their 18th time winning both regular season contests in the 36-year history of the series. Buffalo has won both games on seven occasions, most recently in 1999, while the teams have split eleven times.

- With a 34-27 come-from-behind victory at Ralph Wilson Stadium on November 25, 2001, the Dolphins notched their second straight win in Buffalo in as many seasons. Prior to last year, Miami had not won consecutive road games against the Bills since the 1992-93 seasons. Overall, Miami has posted a regular season mark of 21-15 at Ralph Wilson Stadium.

- With their 34-7 regular season-ending win over the Bills on January 6, 2002, the Dolphins have now captured six out of the last seven contests in this series played at Pro Player Stadium. The Bills only victory during this stretch came on October 4, 1999, as Buffalo handed Miami a 23-18 defeat. Overall, the Dolphins are 25-10-1 against the Bills at home during the regular season, and 1-1 in postseason games played in Miami.

- Miami set the NFL record for consecutive wins over one team with 20 against Buffalo, from 1970-79.

CHICAGO BEARS

Thurs., Aug. 29 at Miami (preseason) – 7:00 p.m.
EDT/WFOR-TV

Mon., Dec. 9 at Miami – 9:00 p.m. EST/ABC-TV

Address: Halas Hall at Conway Park
1000 Football Drive
Lake Forest, IL 60045

Phone: (847) 295-6600

President and CEO: Tedd Phillips

General Manager: Jerry Angelo

Head Coach: Dick Jauron

(4th NFL Season, 4th with Bears)

Career Record: 24-24

Bears Record: 24-24

Public Relations: Scott Hagel/Jim Christman/
Roger Hacker

Stadium (Year Opened): Memorial Stadium (1923)

Capacity: 70,904

Playing Surface: AstroPlay

Division: NFC North

2001 Record: 13-3 (1st, NFC Central; lost in
divisional round of playoffs)

Regular Season Record vs. Dolphins: 3-5



CHICAGO BEARS VS. MIAMI (Regular Season)

RUSHING

NAME	G	ATT.	YDS.	AVG.	TD
Chris Chandler	5	18	47	2.6	1
Leon Johnson	4	6	28	4.7	1

RECEIVING

NAME	G	NO.	YDS.	AVG.	TD
Fred Baxter	14	9	81	9.0	1
Leon Johnson	4	4	51	12.8	0
John Davis	1	2	42	21.0	0
Daimon Shelton	1	1	19	19.0	0

PASSING

NAME	G	ATT.	CMP.	YDS.	TD	INT.
Jim Miller	1	28	17	202	1	1
Chris Chandler	5	74	47	557	1	4

- The Dolphins lead the all-time series 5-3, however the Bears have captured three of the last four meetings, including two straight. Miami's last win in this series came on November 24, 1991, as a Pete Stoyanovich 27-yard field goal in overtime gave the Dolphins a 16-13 victory at Soldier Field.

- The last time Miami and Chicago faced off came on October 27, 1997, as the Dave Wannstedt-led Bears handed the Dolphins a 36-33 defeat in overtime at Pro Player Stadium. The game, originally scheduled for a Sunday, was moved to Monday night due to Game 7 of the World Series in which the Florida Marlins captured the franchise's first World Championship with a 3-2 victory over the Cleveland Indians.

- The Dolphins last home victory in this series came on December 2, 1985, when Miami handed the eventual Super Bowl Champions a 38-24 loss, the only blemish on the Bears' record that season

- Miami Head Coach Dave Wannstedt, who held the same position with Chicago from 1993-98, will be facing his former team for the first time this season. Including playoffs, Dolphins head coaches have an all-time record of 36-19 against their previous employers, including Don Shula's 36-17 record (1-0 playoffs) against the Colts, and Jimmy Johnson's 0-2 slate against the Cowboys. Miami never played the Lions while George Wilson, who was at the helm in Detroit from 1957-64, held the Dolphins head spot.

- This will be the 12th preseason meeting between the Dolphins and Bears. Chicago holds a 7-3-1 advantage in the preseason series.

DENVER BRONCOS

Sun., Oct. 13 at Denver – 8:30 p.m. EDT/ESPN

Address: 13655 Broncos Parkway
Englewood, CO 80112

Phone: (303) 649-9000



2002 Opponents • 591

President & CEO: Pat Bowlen
General Manager: Neal Dahlen
V.P. of Player Personnel: Ron Hughes
Head Coach/VP of Football Ops: Mike Shanahan
 (10th NFL Season, 8th with Broncos)
Career Record: 80-52
Broncos Record: 72-40
Media Relations: Jim Saccomano/Paul Kirk
Stadium (Year Opened): Invesco Field at Mile High (2001)
Capacity: 76,125
Playing Surface: Grass
Division: AFC West
2001 Record: 8-8 (3rd, AFC West)
Regular Season Record vs. Dolphins: 2-8-1
Playoff Record vs. Dolphins: 1-0

DENVER BRONCOS VS. MIAMI (Regular Season)

RUSHING

NAME	G	ATT.	YDS.	AVG.	TD
Terrell Davis	3	55	187	3.4	0
Mike Anderson	1	6	24	4.0	0
Brian Griese	2	5	17	3.4	0
KaRon Coleman	1	2	9	4.5	0
Tony Carter	8	6	8	1.3	0
Steve Beuerlein	1	1	2	2.0	0
Rod Smith	2	1	-10	-10.0	0

RECEIVING

NAME	G	ATT.	YDS.	AVG.	TD
Rob Moore	12	48	799	16.6	4
Ed McCaffrey	3	9	147	16.3	3
Terrell Davis	3	5	13	2.6	0
Chris Cole	1	4	43	10.8	0
KaRon Coleman	1	4	32	8.0	0
Desmond Clark	1	4	31	7.8	1
Rod Smith	2	3	54	18.0	0
Scottie Montgomery	1	3	17	5.7	0
Tony Carter	8	1	49	49.0	0
Matt Dominguez	1	1	12	12.0	0

PASSING

NAME	G	ATT.	CMP.	YDS.	TD	INT.
Brian Griese	2	73	42	405	4	1
Steve Beuerlein	1	30	17	160	0	2

- Miami owns an 8-3-1 advantage in this series and has won the last five regular season games, including the most recent matchup, a 21-10 victory on December 2, 2001, at Pro Player Stadium. The last Broncos regular season win over the Dolphins came on October 27, 1968, at Denver. In addition, Denver registered a 38-3 postseason victory over Miami on January 9, 1999 in a Divisional game.
- The Dolphins will be making their first visit to Invesco Field at Mile High. The last Miami win in Denver occurred on September 13, 1999, as the Dolphins triumphed 38-21.
- This will be the fourth regular season meeting between these teams and fifth matchup overall in the last five seasons. Prior to 1998, the last time the Dolphins and Broncos faced off was on September 29, 1985.

DETROIT LIONS

Sun., Sept. 8 at Miami – 1:00 p.m. EDT/FOX-TV

Address: 222 Republic Drive
 Allen Park, MI 48101

Phone: (313) 216-4000

Owner and Chairman: William Clay Ford

President and CEO: Matt Millen

Head Coach: Marty Mornhinweg

(2nd NFL Season, 2nd with Lions)

Career Record: 2-14

Lions Record: 2-14

Public Relations: Bill Keenist/Matt Barnhart/
 Craig Vandermause

Stadium (Year Opened): Ford Field (2002)

Capacity: 65,000

Playing Surface: Artificial Turf

Division: NFC North

2001 Record: 2-14 (5th, NFC Central)

All-Time Record vs. Dolphins: 2-5

DETROIT LIONS VS. MIAMI (Regular Season)

RUSHING

NAME	G	ATT.	YDS.	AVG.	TD
Lamont Warren	9	28	159	5.7	0
James Stewart	1	18	71	3.9	1
Desmond Howard	2	2	17	8.5	0
Larry Foster	1	1	16	16.0	0
Az-Zahir Hakim	1	2	12	6.0	0

RECEIVING

NAME	G	NO.	YDS.	AVG.	TD
Lamont Warren	10	11	101	9.1	0
Bill Schroeder	2	5	56	11.2	0
Az-Zahir Hakim	1	3	18	6.0	0
Larry Foster	1	2	30	15.0	0
James Stewart	1	2	11	5.5	0
Desmond Howard	2	1	9	9.0	0

PASSING

NAME	G	ATT.	CMP.	YDS.	TD	INT.
Ty Detmer	1	24	18	226	4	1

- Miami owns a 5-2 advantage in this series and has won each of the last three games, including the most recent matchup, a 23-8 victory on November 5, 2000, at the Silverdome. Detroit's last win in the series was a 17-13 victory at the Silverdome on September 15, 1991.
- The Dolphins are 3-0 at home in this series and 2-2 when playing in Detroit.
- The Lions will be making their first trip to Pro Player Stadium since December 7, 1997, when the Dolphins captured a 33-30 victory after Olindo Mare kicked the game-winning field goal as time expired.

GREEN BAY PACKERS

Mon., Nov. 4 at Green Bay - 9:00 p.m. EST/ABC-TV

Address: 1265 Lombardi Avenue
Green Bay, WI 54304

Phone: (920) 496-5700

President & CEO: Robert E. Harlan

Exec. VP/Head Coach/GM: Mike Sherman
(3rd NFL Season, 3rd with Packers)

Career Record: 21-11

Packers Record: 21-11

Public Relations: Lee Remmel/Jeff Blumb/
Aaron Popkey

Stadium (Year Opened): Lambeau Field (1957)

Capacity: 60,790

Playing Surface: Grass

Division: NFC North

2001 Record: 12-4 (2nd, NFC Central; lost in
divisional round of playoffs)

All-Time Record vs. Dolphins: 1-9

GREEN BAY PACKERS VS. MIAMI (Regular Season)

RUSHING

NAME	G	ATT.	YDS.	AVG.	TD
Ahman Green	1	15	94	6.3	0
William Henderson	2	4	22	5.5	0
Doug Pederson	1	3	20	6.7	0
Brett Favre	3	5	11	2.2	0
Terry Glenn	7	1	4	4.0	0

RECEIVING

NAME	G	NO.	YDS.	AVG.	TD
Terry Glenn	7	27	323	12.0	1
William Henderson	2	9	87	9.7	1
Tyrone Davis	3	4	28	7.0	0
Bubba Franks	1	3	42	14.0	0
Ahman Green	1	3	19	6.3	0

PASSING

NAME	G	ATT.	CMP.	YDS.	TD	INT.
Brett Favre	3	122	76	809	4	2
Doug Pederson	1	25	13	108	0	1

- Miami leads the all-time series by a 9-1 margin. The Packers lone win came on September 14, 1997 at Lambeau Field, as they handed the Dolphins a 23-18 defeat in the most recent meeting in Green Bay.
- The last time these teams met was October 29, 2000 as Miami overcame a 17-0 deficit to defeat the Packers 28-20 at Pro Player Stadium. The Dolphins most recent road victory in this series was a 24-14 decision on September 11, 1994, at County Stadium in Milwaukee. The last time Miami won a game in Green Bay occurred on December 8, 1985, as Dan Marino threw for 345 yards and five touchdowns to lead the Dolphins to a 34-24 triumph.



- The Dolphins opened this series winning eight consecutive games from 1971 to 1994. The only other NFL team that Miami captured the first eight contests against is the Arizona (formerly St. Louis) Cardinals, against whom the Dolphins hold an 8-0 record.

HOUSTON TEXANS

Sat., Aug. 24 at Houston (preseason) - 8:00 p.m.
EDT/WFOR-TV

Address: 711 Louisiana Street
Suite 3300
Houston, TX 77002

Phone: (832) 200-2002

Chairman & CEO: Robert C. McNair

Senior VP & GM, Football Ops: Charley Casserly

Head Coach: Dom Capers

(5th NFL Season, 1st with Texans)

Career Record: 30-34

Texans Record: 0-0

Public Relations: Tony Wyllie/Brent Williamson
Stadium (Year Opened): Reliant Stadium (2002)

Capacity: 69,500

Playing Surface: Grass

Division: AFC South

2001 Record: 0-0

Regular Season Record vs. Dolphins: 0-0

HOUSTON TEXANS VS. MIAMI (Regular Season)

RUSHING

NAME	G	ATT.	YDS.	AVG.	TD
Clif Groce	4	9	54	6.0	0

RECEIVING

NAME	G	NO.	YDS.	AVG.	TD
Tony Simmons	5	9	158	17.6	1
Jermaine Lewis	2	6	105	17.5	0

PASSING

NAME	G	ATT.	CMP.	YDS.	TD	INT.
NO PLAYER WITH REGULAR SEASON STATS						

- This game will mark the Texans' first at Reliant Stadium.
- The Dolphins return to Houston for the first time since November 17, 1996, when they handed the Houston Oilers a 23-20 defeat at the Astrodome. Miami's last preseason contest in Houston came on August 28, 1976, a game in which the Dolphins beat the Oilers by a 10-6 margin, also in the Astrodome.
- The 2002 season marks the inaugural season for the Texans. The last time the Dolphins played a preseason game against a team in its initial campaign was on August 4, 1995, when the Jacksonville Jaguars outscored Miami 24-21, earning the franchise's first ever victory, preseason or regular season.



INDIANAPOLIS COLTS

Sun., Sept. 15 at Indianapolis – 1:00 p.m. EDT/
CBS-TV

Address: 7001 West 56th Street
Indianapolis, IN 46254

Phone: (317) 297-2658

Owner & CEO: Jim Irsay

President: Bill Polian

Head Coach: Tony Dungy
(7th NFL Season, 1st with Colts)

Career Record: 54-42

Colts Record: 0-0

Public Relations: Craig Kelley/Vernon Cheek

Stadium (Year Opened): RCA Dome (1984)

Capacity: 56,127

Playing Surface: Artificial Turf

Division: AFC South

2001 Record: 6-10 (4th, AFC East)

Regular Season Record vs. Dolphins: 21-43

Playoff Record vs. Dolphins: 0-2



INDIANAPOLIS COLTS VS. MIAMI (Regular Season)

RUSHING

NAME	G	ATT.	YDS.	AVG.	TD
Edgerrin James	4	103	441	4.3	2
Dominic Rhodes	2	31	121	3.9	0
Peyton Manning	8	14	42	3.0	1
Mark Rypien	2	5	9	1.8	0
Marvin Harrison	12	3	8	2.7	0

RECEIVING

NAME	G	NO.	YDS.	AVG.	TD
Marvin Harrison	12	62	855	13.8	7
Marcus Pollard	13	24	303	12.6	3
Edgerrin James	4	15	70	4.7	0
Dominic Rhodes	2	4	19	4.8	0
Qadry Ismail	2	2	44	22.0	0
Reggie Wayne	2	3	29	9.7	0

PASSING

NAME	G	ATT.	CMP.	YDS.	TD	INT.
Peyton Manning	8	259	159	1402	12	14
Brock Huard	1	11	4	30	0	0

• This will be the first time in the 33-year series that Miami and Indianapolis square off as non-divisional opponents. As members of the AFC East, the Dolphins and Colts met twice a year during the regular season every year since 1970. As a result of the NFL's realignment, Indianapolis is now part of the AFC South division.

• Miami swept the season series in 2001 for the first time since the 1998 season and the 15th time overall. This includes a six-season stretch from 1981-86 in which Miami captured every meeting during that period. Overall, the Dolphins won 14 straight during that run, as they won the second meeting in 1980 and the first in 1987 as well.

• With a 27-24 win at the RCA Dome on November 11 of last year, the Dolphins captured their fourth consecutive victory at Indianapolis in as many seasons. This is Miami's longest road winning streak in this series since the team also won four straight games at Indianapolis from 1990-93. Overall, the Dolphins are 20-12 on the road versus the Colts, including a 12-6 mark in Indianapolis.

• The Dolphins are 23-22 all-time in domed stadiums, including a 1-1 mark in 2001. Overall, they are 12-6 against Indianapolis (RCA Dome), 6-6 against Houston (Astrodome), 2-2 against Detroit (Silverdome), 1-3 against New Orleans (Superdome), 1-1 against Seattle (Kingdome), 0-1 against Atlanta (Georgia Dome), 0-2 against Minnesota (Metrodome) and 1-1 against St. Louis (Trans World Dome).

KANSAS CITY CHIEFS

Sun. Sept. 29, at Kansas City – 1:00 p.m. EDT/
CBS-TV

Address: One Arrowhead Drive
Kansas City, MO 64129

Phone: (816) 920-9300

Founder: Lamar Hunt

President/GM & CEO: Carl D. Peterson

Head Coach: Dick Vermeil
(12th NFL Season, 2nd with Chiefs)

Career Record: 82-83

Chiefs Record: 6-10

Public Relations: Bob Moore/Pete Moris/
Morgan Shaw

Stadium (Year Opened): Arrowhead Stadium
(1972)

Capacity: 78,502

Playing Surface: Grass

Division: AFC West

2001 Record: 6-10 (4th, AFC West)

Regular Season Record vs. Dolphins: 10-10

Postseason Record vs. Dolphins: 0-3



KANSAS CITY CHIEFS VS. MIAMI (Regular Season)

RUSHING

NAME	G	ATT.	YDS.	AVG.	TD
Priest Holmes	1	6	25	4.2	0
Todd Collins	2	4	20	5.0	0
Johnnie Morton	3	1	6	6.0	0

RECEIVING

NAME	G	NO.	YDS.	AVG.	TD
Johnnie Morton	3	10	179	17.9	1
Priest Holmes	1	2	18	9.0	0
Jason Dunn	1	1	25	25.0	0
Tony Gonzalez	1	1	21	21.0	1
Reggie Jones	1	1	4	4.0	0

PASSING

NAME	G	ATT.	CMP.	YDS.	TD	INT.
Todd Collins	2	42	20	155	0	1

- The all-time regular season series is tied at 10-10. However, the Dolphins hold a 3-0 advantage in the postseason. Including playoffs, Miami has captured the last five meetings between these teams.

- The Dolphins have not played at Arrowhead Stadium since dropping a 42-7 decision on October 13, 1991. That game marked the Chiefs' last win in the series.

- Miami has not won a road game in this series since a December 13, 1981 meeting in which the Dolphins won 17-7. Miami is 2-5 in regular season games played in Kansas City and 1-0 in the postseason.

- The Dolphins and Chiefs hold the distinction of having played in the longest game in NFL history. On December 25, 1971, Dolphins kicker Garo Yepremian ended 82 minutes and 40 seconds of an epic struggle by connecting on a 37-yard field goal in the second overtime, lifting Miami past Kansas City, 27-24, and propelling the Dolphins into the AFC Championship Game.

MINNESOTA VIKINGS

Sat., Dec. 21 at Minnesota – 1:30 p.m. EST/CBS-TV

Address: 9520 Viking Drive
Eden Prairie, MN 55344

Phone: (612) 828-6500

President: Red and Charline McCombs
Executive V.P.-Business Ops: Mike F. Kelly Jr.

Head Coach/V.P. of Football Ops: Mike Tice
(2nd NFL Season, 2nd with Vikings)

Career Record: 0-1

Vikings Record: 0-1

Public Relations: Bob Hagan/Tom West/Ryan Monnens/Allison Younge

Stadium (Year Opened): Hubert H. Humphrey
Metrodome (1982)

Capacity: 64,152

Playing Surface: Artificial Turf

Division: NFC North

2001 Record: 5-11 (4th, NFC Central)

Regular Season Record vs. Dolphins: 3-4

Postseason Record vs. Dolphins: 0-1

MINNESOTA VIKINGS VS. MIAMI (Regular Season)

RUSHING

NAME	G	ATT.	YDS.	AVG.	TD
Daunte Culpepper	1	8	37	4.6	0
Randy Moss	1	1	9	9.0	0
Jim Kleinsasser	1	1	7	7.0	0

RECEIVING

NAME	G	NO.	YDS.	AVG.	TD
Sean Dawkins	12	37	427	11.5	3
Randy Moss	1	6	87	14.5	1
Derrick Alexander	1	6	79	13.2	1
Byron Chamberlain	2	4	52	13.0	0
Chris Walsh	2	1	20	20.0	0
Jim Kleinsasser	1	1	0	0.0	0

PASSING

NAME	G	ATT.	CMP.	YDS.	TD	INT.
D. Culpepper	1	37	23	355	1	3

- The Dolphins hold a 4-3 advantage over the Vikings in the all-time regular season series. Miami also won the only postseason matchup, defeating Minnesota, 24-7, in Super Bowl VIII at Rice Stadium in Houston on January 13, 1974, as the Dolphins captured their second straight league title.

- The Vikings have won two straight games, with both wins coming in Minnesota. The last contest played in Miami was also the Dolphins' most recent victory in the series, a 24-7 decision on October 2, 1988, at Pro Player Stadium.

- The Dolphins have not won in Minnesota since September 16, 1979 when they claimed a 27-12 victory at Metropolitan Stadium. The 22-year span is the Dolphins' second-longest stretch of not having beaten an opponent on their home field. The Dolphins haven't won a road game against the N.Y. Giants since December 10, 1972.

- Miami's all-time regular season record against teams it has faced in a Super Bowl is 19-13 (Minnesota: 4-3; Dallas: 6-3; San Francisco: 4-4; Washington (twice): 5-3).

NEW ENGLAND PATRIOTS

Sun., Oct. 6 at Miami – 1:00 p.m. EDT/CBS-TV
Sun., Dec. 29 at New England – 1:00 p.m. EST/CBS-TV

Address: CMGI Field
One Patriot Place
Foxboro, MA 02035

Phone: (508) 543-8200

Owner and CEO: Bob Kraft

Head Coach: Bill Belichick

(8th NFL Season, 3rd with Patriots)

Career Record: 52-60

Patriots Record: 16-16

Media Relations: Stacey James/Anthony Moretti/
Kathleen Whiteside

Stadium (Year Opened): CMGI Field (2002)

Capacity: 68,000

Playing Surface: Grass

Division: AFC East

2001 Record: 11-5 (1st, AFC East; won Super Bowl XXXVI)

Regular Season Record vs. Dolphins: 27-43

Playoff Record vs. Dolphins: 2-1

NEW ENGLAND PATRIOTS VS. MIAMI (Regular Season)

RUSHING

NAME	G	ATT.	YDS.	AVG.	TD
Antowain Smith	9	160	620	3.9	3
Kevin Faulk	6	44	154	3.5	0
J.R. Redmond	2	17	38	2.2	0
Marc Edwards	2	5	17	3.4	0

Tom Brady	2	5	4	0.8	0
Troy Brown	13	3	2	0.7	0

RECEIVING

NAME	G	NO.	YDS.	AVG.	TD
Troy Brown	13	31	348	11.2	1
Kevin Faulk	6	8	114	14.3	1
Patrick Pass	2	2	29	14.5	1
Marc Edwards	2	2	9	4.5	0
J.R. Redmond	2	2	8	4.0	0
Antowain Smith	9	2	1	0.5	0
Tom Brady	2	1	23	23.0	0
David Patten	1	1	10	10.0	0

PASSING

NAME	G	ATT.	CMP.	YDS.	TD	INT.
Tom Brady	2	43	23	194	1	0
Kevin Faulk	6	1	1	23	0	0

• Miami and New England split the season series in 2001 for the first time since 1998. The Dolphins began playing the Patriots twice a year during the regular season in 1967 and have split the series in 17 of those seasons. Miami swept the regular season series 13 times while New England has owned the series on four occasions. In 1966 and 1982, the teams faced off only once during the regular season, with the Patriots emerging victorious on both occasions.

• The Dolphins have recorded victories in eleven of the last thirteen games against the Patriots at Pro Player Stadium. Overall, the Dolphins are 29-7 against the Patriots in games decided in Miami, including a 28-6 mark in the regular season. Their record versus New England at Pro Player Stadium is 11-4. The Dolphins are 15-20 against the Patriots in New England during the regular season, including a 14-18 register at Foxboro Stadium.

• The Patriots' 20-13 win over the Dolphins on December 22, 2001 snapped Miami's five-game win streak in this series, dating back to 1999. The Dolphins' longest win streak against New England is nine games, which occurred with season sweeps from 1989-92, and a victory in the initial matchup of 1993.

• After capturing the AFC East title by defeating Miami on December 22, 2001, New England did not lose another game, eventually moving on to win Super Bowl XXXVI. The Dolphins will enter their first meeting against the Patriots this year with a 5-10 record when facing the defending Super Bowl Champions.

NEW ORLEANS SAINTS

Thurs., Aug. 15 at Miami (preseason) – 7:00 p.m.
EDT/WFOR-TV

Address: 5800 Airline Drive
Metairie, LA 70003

Phone: (504) 733-0255

Owner: Tom Benson

GM of Football Operations: Mickey Loomis

Head Coach: Jim Haslett

(3rd NFL Season, 3rd with Saints)



Career Record: 17-15

Saints Record: 17-15

Public Relations: Greg Bensel/Ricky Zeller/
Chris Pika/Justin Macione

Stadium (Year Opened): Louisiana

Superdome (1975)

Capacity: 66,000

Playing Surface: Artificial Turf

Division: NFC South

2001 Record: 7-9 (3rd, NFC West)

Regular Season Record vs. Dolphins: 3-5

NEW ORLEANS SAINTS VS. MIAMI

(Regular Season)

RUSHING

NAME	G	NO.	YDS.	AVG.	TD
Fred McAfee	3	5	39	7.8	0
Jerome Pathon	6	2	7	3.5	0

RECEIVING

NAME	G	NO.	YDS.	AVG.	TD
Johnny Mitchell	8	27	393	14.6	6
Jerome Pathon	6	15	149	9.9	0
Jake Reed	1	9	127	14.1	0
David Sloan	2	5	96	19.2	0
Fred McAfee	3	4	28	7.0	0

PASSING

NAME	G	ATT.	CMP.	YDS.	TD	INT.
------	---	------	------	------	----	------

NO PLAYER WITH REGULAR SEASON STATS

• The Dolphins and Saints have faced off on 14 occasions during the preseason with Miami holding a 9-5 advantage, including a win in the most recent meeting, a 22-17 contest on August 25, 2000 at the Superdome.

• This will be the eighth game in this series played in South Florida, with the Dolphins holding a 4-3 advantage at home. Miami's preseason record in New Orleans is unblemished, as they hold a 5-0 advantage. Two games in this series have been played on neutral ground and the Saints proved the victors both times.

• Miami and New Orleans will meet for the third time in the last four preseasons, having previously played in 1999 and 2000. Prior to the 1999 contest, the last time the Dolphins played a preseason game against the Saints came on August 27, 1992, a game in which the Saints registered a 17-3 victory.

NEW YORK JETS

Sun., Sept. 22 at Miami – 1:00 p.m. EDT/CBS-TV
Sun., Nov. 10 at New York – 8:30 p.m. EST/ESPN

Address: 1000 Fulton Avenue
Hempstead, NY 11550

Phone: (516) 560-8100

Chairman and CEO: Woody Johnson

President: Jay Cross

General Manager: Terry Bradway



Head Coach: Herman Edwards
(2nd NFL Season, 2nd with Jets)
Career Record: 10-6
Jets Record: 10-6
Public Relations: Ron Colangelo/Doug Miller/
Sharon Czark/Jared Winley
Stadium (Year Opened): Giants Stadium (1976)
Capacity: 78,739
Playing Surface: Grass
Division: AFC East
2001 Record: 10-6 (3rd, AFC East; lost in first
round of playoffs)
Regular Season Record vs. Dolphins: 37-34-1
Playoff Record vs. Dolphins: 0-1

NEW YORK JETS VS. MIAMI (Regular Season)

RUSHING

NAME	G	NO.	YDS.	AVG.	TD
Curtis Martin	13	266	966	3.6	9
Vinny Testaverde	9	19	75	3.9	0
Richie Anderson	16	21	77	3.7	0
Lamont Jordan	2	3	29	9.7	0
Jerald Sowell	8	1	4	4.0	0
Wayne Chrebet	14	1	1	1.0	0
Santana Moss	1	1	-6	-6.0	0

RECEIVING

NAME	G	NO.	YDS.	AVG.	TD
Wayne Chrebet	14	50	708	14.2	7
Richie Anderson	16	34	275	8.1	1
Curtis Martin	13	32	278	8.7	1
Laveranues Coles	4	12	174	14.5	4
Anthony Becht	3	7	47	6.7	0
Jerald Sowell	8	2	-6	-3.0	0

PASSING

NAME	G	ATT.	CMP.	YDS.	TD	INT.
Vinny Testaverde	9	291	170	1,751	14	11

- The Jets swept the series for the fourth consecutive season in 2001, increasing their lead in the all-time regular season series to a 37-34-1 margin. Miami is 1-0 versus the Jets in postseason.

- The eight straight victories by the Jets is their longest streak in this series since they won the first eight games in series history, from 1966-69. Miami's longest win streak is six games, which has happened on three different occasions (second game in 1971-first game in 1974, 1975-77 and 1982-84).

- With the Jets winning both games in 2001, this regular season series has resulted in a sweep in ten out of the last twelve years. In addition to last season, New York captured the series in 1991, 1993, 1998, 1999 and 2000. Miami swept both regular season games in 1990, 1994, 1996 and 1997. The Dolphins and Jets split the series in 1992 and 1995, with the home team winning each game.

- The Jets hold a 21-15 advantage in games played in New York, including a 12-6 mark at Giants Stadium. The Dolphins are 19-16-1 in

regular season play and 1-0 in the postseason against the Jets in Miami. They are 7-8 versus the Jets at Pro Player Stadium.

- The Dolphins' last win in this series came on November 9, 1997 as Miami outscored the Jets 24-17 at Pro Player Stadium. The victory concluded a Miami four-game win streak over New York.

OAKLAND RAIDERS

Sun., Dec. 15 at Miami – 1:00 p.m. EST/CBS-TV

Address: 1220 Harbor Bay Parkway
Alameda, CA 94502

Phone: (510) 864-5000

Owner-President of the General Partner: Al Davis

Chief Executive: Amy Trask

Executive Assistant: Al LoCasale

Senior Assistant: Bruce Allen

Head Coach: Bill Callahan

(1st NFL Season, 1st with Raiders)

Career Record: 0-0

Raiders Record: 0-0

Public Relations: Mike Taylor/Craig Long

Stadium (Year Opened): Network Associates
Coliseum (1966)

Capacity: 62,500

Playing Surface: Grass

Division: AFC West

2001 Record: 10-6 (1st, AFC West; lost in
divisional round of playoffs)

Regular Season Record vs. Dolphins: 15-9-1

Playoff Record vs. Dolphins: 3-1

OAKLAND RAIDERS VS. MIAMI (Regular Season)

RUSHING

NAME	G	NO.	YDS.	AVG.	TD
Tyrone Wheatley	3	36	119	3.3	0
Zack Crockett	8	20	116	5.8	0
Charlie Garner	2	11	52	4.7	0
Rich Gannon	3	5	29	5.8	0
Randy Jordan	2	3	25	8.3	0
Jerry Rice	4	1	10	10.0	0
Jon Ritchie	3	2	6	3.0	0

RECEIVING

NAME	G	NO.	YDS.	AVG.	TD
Tim Brown	9	46	583	12.7	5
Jerry Rice	4	19	311	16.4	5
James Jett	5	8	161	20.1	1
Charlie Garner	2	6	75	12.5	0
Zack Crockett	8	6	27	4.5	0
Jon Ritchie	3	4	23	5.8	0
Jermaine Williams	2	2	22	11.0	0
Tyrone Wheatley	3	2	5	2.5	0
Randy Jordan	2	1	16	16.0	0

PASSING

NAME	G	ATT.	CMP.	YDS.	TD	INT.
Rich Gannon	3	68	30	345	0	1
Bobby Hoying	1	3	2	10	0	0

- Oakland leads the all-time regular season series 15-9-1. However, Miami has won six of the last seven meetings, including four straight, most recently an 18-15 come-from-behind victory at Pro Player Stadium on September 23 of last year. The Raiders also hold a 3-1 edge in playoff competition.

- This will be the sixth time in the last seven seasons that the Dolphins and Raiders will meet in the regular season. From 1996-99, the Dolphins played four straight contests in Oakland, while this year's matchup will be the second consecutive meeting in Miami.

- The Raiders own the best all-time series record of any NFL team against Miami, with an 18-10-1 mark (.638 winning percentage).

SAN DIEGO CHARGERS

Sun., Nov. 24 at Miami – 1:00 p.m. EST/CBS-TV

Address: 4020 Murphy Canyon Rd.
San Diego, CA 92123

Phone: (619) 874-4500

Chairman of the Board: Alex G. Spanos
President/Vice Chairman: Dean Spanos

Exec. VP: Michael A. Spanos

Exec. VP-GM: John Butler

Head Coach: Marty Schottenheimer
(17th NFL Season, 1st with Chargers)

Career Record: 153-93-1

Chargers Record: 0-0

Public Relations: Bill Johnston/Scott Yoffe
Stadium (Year Opened): Qualcomm Stadium (1967)

Capacity: 70,000

Playing Surface: Grass

Division: AFC West

2001 Record: 5-11 (5th, AFC West)

Regular Season Record vs. Dolphins: 10-8

Playoff Record vs. Dolphins: 2-2



SAN DIEGO CHARGERS VS. MIAMI (Regular Season)

RUSHING

NAME	G	NO.	YDS.	AVG.	TD
Doug Flutie	7	27	108	4.0	0
Terrell Fletcher	3	21	75	3.6	0
Curtis Conway	3	2	9	4.5	0
Ronney Jenkins	1	1	2	2.0	0

RECEIVING

NAME	G	NO.	YDS.	AVG.	TD
Terrell Fletcher	3	13	106	8.2	0
Curtis Conway	3	11	177	16.1	0
Fred McCrary	2	4	12	3.0	1
Trevor Gaylor	1	3	53	17.7	0
Stephen Alexander	1	2	38	19.0	0

PASSING

NAME	G	ATT.	CMP.	YDS.	TD	INT.
Doug Flutie	7	113	58	776	6	4
Curtis Conway	2	1	1	23	1	0

- San Diego leads the all-time series 12-10, including a 10-8 advantage in the regular season. The Dolphins, however, have captured the last three contests, including the most recent meeting, a 17-7 decision on November 12, 2000, at Qualcomm Stadium.

- The Chargers last regular season victory in this series occurred on December 27, 1993, as they outscored the Dolphins 45-20. More recently, San Diego handed Miami a 22-21 postseason defeat on January 8, 1995, tying their playoff record against the Dolphins at 2-2.

- San Diego has not won a regular season game in Miami since a 27-24 overtime triumph on November 20, 1980, at the Orange Bowl. The Dolphins hold a 6-4 advantage (2-1, postseason) at home over the Chargers, including a 3-0 record (1-0, postseason) at Pro Player Stadium.

TAMPA BAY BUCCANEERS

Thurs., Aug. 8 at Tampa Bay (preseason) – 8:30 p.m. EDT/ESPN

Address: One Buccaneer Place
Tampa, FL 33607

Phone: (813) 870-2700

Owner/President: Malcolm Glazer

General Manager: Richard McKay

Head Coach: Jon Gruden

(5th NFL Season, 1st with Buccaneers)

Career Record: 38-26

Buccaneers Record: 0-0

Public Relations: Jeff Kamis/Zack Bolno
Stadium (Year Opened): Raymond James Stadium (1998)

Capacity: 66,321

Playing Surface: Grass

Division: NFC South

2001 Record: 9-7 (3rd, NFC Central; lost in first round of playoffs)

Regular Season Record vs. Dolphins: 3-4



TAMPA BAY BUCCANEERS VS. MIAMI (Regular Season)

RUSHING

NAME	G	NO.	YDS.	AVG.	TD
Rob Johnson	3	13	102	7.8	0
Mike Alstott	1	18	95	5.3	0
Shaun King	1	6	27	4.5	0
Michael Pittman	1	5	-1	-0.2	0

RECEIVING

NAME	G	NO.	YDS.	AVG.	TD
Keyshawn Johnson	9	45	549	12.2	6
Ken Dilger	14	39	495	12.7	5
Mike Alstott	1	4	20	5.0	2
Keenan McCardell	1	3	86	28.7	2
E.G. Green	3	3	15	5.0	0
Marco Battaglia	1	2	19	9.5	0
Karl Williams	2	1	13	13.0	0

PASSING

NAME	G	ATT.	CMP.	YDS.	TD	INT.
Rob Johnson	3	62	27	356	1	3
Shaun King	1	15	11	147	0	1
Brad Johnson	1	11	7	75	0	0
Michael Pittman	1	1	1	26	0	0

• The Dolphins lead the all-time preseason series, 12-4. Twelve wins are the most Miami has recorded over any opponent in the preseason.

• This will mark the third straight year, the tenth time in the last twelve years and the 17th occasion overall that these teams have met in the preseason.

• In last year's August 13, 2001 matchup at Raymond James Stadium, Dolphins quarterback Mike Quinn connected with Robert Baker on a 43-yard "Hail Mary" touchdown pass on the game's final play to give Miami a 17-14 victory.

DOLPHINS ON THE AIR

WQAM

The 2002 Miami Dolphins' season marks the sixth with WQAM (560 AM) serving as the flagship station for the Dolphins' radio network. This year the network has over 20 stations covering more than 70 markets in Florida.

Handling the play-by-play and entering his first season as "The Voice of the Dolphins" is Howard David. David spent the last 23 years doing play-by-play for the CBS/Westwood One Radio Network, including the last six seasons as the national voice of Monday Night Football on CBS, where he was part of the radio team that has aired each of the last six Super Bowls. Prior to that, David spent eight years broadcasting Sunday Night Football for the network. His radio work for CBS also included college football and basketball, as well as national events as the U.S. Open golf and tennis championships and the Olympics, including anchoring the CBS Radio Network's coverage of the 2002 Winter Olympic Games in Salt Lake City.

In addition to his work nationally, David spent 14 years broadcasting locally in both the NFL and the NBA. He was the radio voice of the New Jersey Nets (1987-94), Milwaukee Bucks (1994-97) and Boston Celtics (1997-01), while also handling the play-by-play for the New York Jets for four seasons (1998-01).

Joining David in the booth is analyst and ex-Dolphins favorite Jim Mandich. He is in his 11th year as the color commentator on Dolphin game broadcasts and was a member of the Dolphins' 1972 club that was the NFL's only undefeated team. In his eight seasons as a Dolphins tight end (1970-77), Mandich caught 121 passes for 1,406 yards (11.6 yards per catch) with 23 touchdowns and ranks 24th in Dolphins team history in receiving and is tied for 20th in club annals in scoring with 138 points.

In addition to his work on WQAM, Mandich also serves as a sports reporter for WPLG-TV and is a regular contributor to the station's popular "Sports Jam Live" show that airs during the football season.

WQAM is known for its outstanding sports programming, and is one of the leading sports and entertainment radio stations in the country. In addition to the Dolphins games, WQAM also broadcasts the games of the Florida Marlins, the Florida Panthers, and the University of Miami football, basketball and baseball contests. WQAM is the home of the popular "Howard David Show" in the morning, featuring the Dolphins' play-by-play broadcaster along with Steve Goldstein. Miami's leading talk show "The Neil Rogers Show" is heard mid-days. Dolphin analyst Jim Mandich follows Rogers with his talk show, while long-time South Florida sports personality Hank Goldberg handles the afternoon and hosts the weekly "Dave Wannstedt Show" with Dolphins Head Coach Dave Wannstedt. Former Dolphins Kim Bokamper and Joe Rose also host talk shows as part of WQAM's line-up.

WQAM carries extensive Dolphins programming on game-days, beginning with a four-hour pre-game show and culminating with a two-hour post-game wrapup. WQAM also broadcasts live from the team's training camp and carries comprehensive Dolphins updates during the season from their on-site reporter Orlando Alzugaray.

Following is a list of radio stations on the Dolphins Network in 2002:

Arcadia	WBGF, 93.5 FM	Marco Island	WWCN, 770 AM
Atlantic Beach	WZNZ, 1460 AM	Miami	WQAM, 560 AM
Belle Glade	WBGF, 93.5 FM		WPOW, 96.5 FM
Blountstown	WYBT, 1000 AM	Milton	WVTJ, 610 AM
Boca Raton	WQAM, 560 AM	Naples	WWCN, 770 AM
	WPOW, 96.5 FM	New Smyrna Beach	WNDB, 1150 AM
Cape Coral	WWCN, 770 AM	Ocala	WTMN, 1430 AM
Cocoa	WMEL, 920 AM	Okeechobee	WQAM, 560 AM
Cocoa Beach	WMEL, 920 AM	Orlando	WORL, 660 AM
Daytona Beach	WNDB, 1150 AM	Ormond Beach	WNDB, 1150 AM
Deerfield Beach	WQAM, 560 AM	Panama City	WASG, 550 AM
	WPOW, 96.5 FM	Pensacola	WVTJ, 610 AM
Deland	WORL, 660 AM	Ponte Vedra Beach	WZNZ, 1460 AM
Delray Beach	WDJA, 850 AM	Port Charlotte	WWCN, 770 AM
Disney World	WORL, 660 AM	Punta Gorda	WWCN, 770 AM
Ft. Lauderdale	WQAM, 560 AM	Sarasota	WAMR, 1320 AM
	WPOW, 96.5 FM	Sanford	WORL, 660 AM
Ft. Myers	WWCN, 770 AM	Sebring	WMEL, 920 AM
Ft. Pierce	WQOL, 103.3 FM	Stuart	WDJA, 850 AM
Ft. Walton Beach	WVTJ, 610 AM	Sunrise	WQAM, 560 AM
Gainesville	WTMN, 1430 AM		WPOW, 96.5 FM
Hollywood	WQAM, 560 AM	Tallahassee	WPHK, 102.3 FM
	WPOW, 96.5 FM	Tavares	WORL, 660 AM
Jacksonville	WZNZ, 1460 AM	Titusville	WNDB, 1150 AM
Key West	WKWF, 1600 AM	Vero Beach	WQOL, 103.3 FM
Kissimmee	WORL, 660 AM	West Palm Beach	WDJA, 850 AM
Lake Worth	WDJA, 850 AM	White City	WQOL, 103.3 FM
Live Oak	WLVO, 106.1 FM	Wildwood	WORL, 660 AM
Marathon	WFFG, 1300 AM	Winter Park	WORL, 660 AM
Melbourne	WMEL, 920 AM	Zolfo Springs	WMEL, 920 AM

RADIO UNICA

For the second straight year, Dolphin games, both home and away, will be broadcast in Spanish on Radio Unica, 1210 AM. This marks the 21st consecutive season that Dolphin games will be broadcast in Spanish.

Rene Giraldo, who has been part of the Spanish broadcasts of Dolphins games for all 21 of those seasons, will handle the play-by-play for his 18th straight year after previously serving as a color analyst. He will be joined by color analyst Roly Martin, also a long-time member of the Dolphins' Spanish broadcast team.

PRESEASON TELEVISION

Three of the four Dolphins preseason games in 2002 will be telecast on WFOR-TV (Channel 4) in Miami-Ft. Lauderdale and WTVX (Channel 34) in West Palm Beach, while the other game will be televised nationally on ESPN.

The Dolphins' first preseason game, against the Tampa Bay Buccaneers in Raymond James Stadium in Tampa on Monday, August 12, will be carried nationally on ESPN beginning at 8:00 pm (ET).

The remaining three preseason games will be televised by WFOR-TV and WTVX. The first of those three games will be on Thursday, August 15 when the Dolphins host the New Orleans Saints, starting at 7:00 p.m. (ET) at Pro Player Stadium. If the game is sold out 72 hours prior to kickoff, it will be shown live in the Miami-Ft. Lauderdale and West Palm Beach areas; otherwise it will be shown on a delayed basis. The Dolphins then meet the Houston Texans in the first-ever game at Reliant Stadium in Houston on Saturday, August 24, starting at 8:00 p.m. (ET) in a game that will be televised live on WFOR and WTVX. Miami's preseason finale will be on Thursday, August 29 when the Dolphins host the Chicago Bears at 7:00 p.m. (ET). Again, if the game is sold out 72 hours prior to kickoff, it would be shown live on WFOR-TV and WTVX; otherwise it would be shown on a delayed basis.

For the second straight season, Craig Bolerjack will handle the play-by-play for the games on WFOR. He is a member of CBS Sports' NFL broadcast team and also has handled college football and basketball for that network as well as for ESPN. Joining Bolerjack for the

Saints game as a color analyst will be former Dolphin great and Pro Football Hall of Famer Bob Griese, a member of ABC's lead broadcast team for college football. Another Dolphin Hall of Famer, Nick Buoniconti, who was the driving force of Miami's "No-Name Defense" and an analyst on HBO's "Inside the NFL" for 23 years, will handle the color for the Texan and Bears games. In addition, Nat Moore, the Dolphins' third all-time leading receiver and one of the most popular players in club history, again will handle color commentary for all three preseason games on WFOR. Kim Bokamper, a member of the WFOR Sports staff and a former Dolphin Pro Bowl linebacker, will join WFOR's broadcast team as a sideline reporter.

DATE	OPPONENT	BROADCAST	TIME (EDT)
Mon., Aug. 12	at Tampa Bay	ESPN	8:00 PM
Thurs., Aug. 15	New Orleans	WFOR-TV; WTVX	7:00 PM*
Sat., Aug. 24	at Houston	WFOR-TV; WTVX	8:00 PM
Thurs., Aug. 29	Chicago	WFOR-TV; WTVX	7:00 PM*

* Game will be broadcast live if sold out 72 hours in advance of game time; otherwise it will be shown on a tape delay basis.

SUNSHINE NETWORK

Sunshine Network is the Miami Dolphins' exclusive regional sports network partner and is the largest regional cable network in the state of Florida - seen in over 5.7 million homes statewide.

This partnership provides year-round coverage of the Dolphins to more fans and viewers in Florida than ever before. From Pensacola to the Keys, Sunshine Network is the Florida sports fan's best state-wide source for the latest Dolphins news and programming.

Sunshine Network replays, on a next-day basis, all non-national network preseason games statewide. Replays of "The Dave Wannstedt Show" can be seen Sundays on Sunshine Network.

Another highlight of the Dolphins/Sunshine agreement is the network's live statewide coverage each Monday of the team's afternoon news conferences. Sunshine Network also produces "Dolphins Magazine", an exclusive weekly show for the Dolphins, which airs Mondays during the NFL season and is hosted by James Bates. Various other programs and specials on the Dolphins air year-round on the network.

As Florida's only statewide source for comprehensive local and regional sports news, Sunshine Network covers the Dolphins extensively on its two sports news shows, "Sunshine Network LIVE!" weeknights at 6:30 p.m. and "NEXTEL Florida Sports News" weeknights at 10:00 p.m. Dave LaMont and Jason Alpert cover the team daily for the network in South Florida.

SUNSHINE NETWORK DIRECTORY

Corporate Vice President/General Manager	Cathy Weeden
Finance Director	Tim Ivey
Executive Producer	Ned Tate
Director of Programming	Dana Stites
Director of Marketing	Mike Roche
Director of Sales	Lee Lazerson
Director of Media Relations	Amy Pempel
Sports News Coordinating Producer	Craig Rothberg

MEDIA INFORMATION

CREDENTIALS: Media representatives who do not have press credentials for the entire season (but will be working for an accredited media outlet on an immediate deadline) may request them on a single-game basis. Written credential requests must be made at least four working days in advance to: Harvey Greene, Senior Vice President - Media Relations, Miami Dolphins, 7500 S.W. 30th Street, Davie, FL 33314 (954/452-7010). Reserved credentials can be picked up at the press gate, located outside Gate G of Pro Player Stadium, on the day of the game. ALL members of the media picking up credentials at the will call window must present a valid photo identification. In addition, all media members must show a valid photo identification upon entering the stadium.

PHOTOGRAPHERS: Photographers with accredited media outlets on an immediate deadline may request credentials on a single-game basis from the Dolphins' media relations department. Credentials

WILL NOT be issued to freelance photographers unless granted special approval by the Dolphins. Field photographers are reminded to remain outside of the bench area. ALL photographers and runners are required to wear wristbands that must be obtained prior to the game in the Gate G lobby.

PRESS BOX: To get to the Pro Player Stadium press box, enter at Gate G. Go through two sets of doors and take the elevator to the third floor. Exit elevator and the broadcast booths are to the right. For the print section, make a left and exit the broadcast booth box into the club lounge area. Go 50 yards to the staircase and go to the lower level of the club lounge. The entrance to the print press box is just beyond the bottom of the stairs. Only credentials issued by the Dolphins or the Professional Football Writers of America will be honored for admittance to Pro Player Stadium.

LOCKER ROOMS: Admission to the home and visiting locker rooms is governed by each individual team. Only media representatives with proper credentials, granting locker room access or those stamped with "Locker Room Access," will be admitted. No one will be admitted to the locker rooms prior to the game. Both teams' locker rooms are located on the ground level on the west side of the stadium. From the print press box, take the elevator to the ground level. Out of the elevator, bear right and go through the double doors to the corridor. Bear left to the Dolphins' locker room and continue past the Dolphins' locker room to reach the visitor's locker room. The Interview room is on the right.

INTERVIEW ROOM: Coach Wannstedt will hold his post-game press conference immediately following the conclusion of the game in the interview room, which is located on the ground level in the west side of the stadium.

PARKING: Press parking at Pro Player Stadium is very limited. All parking requests must be directed to Harvey Greene, Senior Vice President - Media Relations, (954/452-7010).

TELEPHONES: Any media member desiring to have their own press box telephone line must order it directly from Phyllis Samuels, BellSouth Special Accounts at (800) 239-0519. Instruments can be ordered from the Dolphins' media relations department, (954/452-7010).

COPY TRANSMISSION: Copy transmission is available at every Dolphin home game. The transmission representative is Tim Lippman, 8467 N.W. 61st Street, Tamarac, FL 33321 (954/720-9070; FAX: 954/720-0725).

FIELD ACCESS: Only working newspaper and TV photographers and club/stadium officials are permitted on the field during the game. Press box passes will not be honored for field admittance at any time, except when there are less than six minutes remaining in the game.

ADVANCING: Generally, the Dolphins request that the opposing team's media relations representative visit training camp on Wednesday to coincide with the weekly media conference call.

PRACTICE: Regular-season practice sessions usually are held at 2:00 p.m. Monday, Wednesday, and Thursday, and at 11:00 a.m. on Friday and Saturday (home games). Practices normally are closed to out-of-town media (and, except for the first and last 15 minutes, all local media) unless special permission is granted by the coaching staff. To request permission, or to arrange any interviews, contact the Dolphins' media relations department. The team locker room is open to the media for 45 minutes (lunchtime) Monday and Wednesday through Friday. The players are off on Tuesdays.

FOR MORE INFO: For more information on the Dolphins, contact the media relations department: Harvey Greene, Senior Vice President - Media Relations; Neal Gulkis, Director of Media Relations; Seth Levit, Media Relations Coordinator; and Gayle Baden, Executive Assistant. Office phone is (954) 452-7010 and (954) 452-7000-switchboard.

TRAINING CAMP: The Dolphins practice at Nova University during both the preseason and regular season. The campus is located in Davie at 7500 S.W. 30th Street.

DIRECTIONS

FT. LAUDERDALE TO TRAINING CAMP: From the north, take I-95 South to I-595 West. Take I-595 West to University Drive exit. Proceed off exit and turn left onto University Drive (going south). Go past three traffic lights to S.W. 30th Street and turn left. Entrance to facility is 300 yards on right.

MIAMI AIRPORT TO TRAINING CAMP: From the airport, take 836 West to 826 North. Follow 826 North to exit for Florida Turnpike North. Take Turnpike North to I-595 West. Take I-595 West to University Drive exit. Proceed off exit and turn left onto University Drive (going south). Go past three traffic lights to S.W. 30th Street and turn left. Entrance to facility is 300 yards on right.

FROM THE SOUTH TO TRAINING CAMP: From the south, take I-95 North to I-595 West. Take I-595 West to University Drive exit. Proceed off exit and turn left onto University Drive (going south). Go past three traffic lights to S.W. 30th Street and turn left. Entrance to facility is 300 yards on right.

FT. LAUDERDALE TO STADIUM: Take I-595 West to Florida Turnpike South. Upon approaching stadium, follow signs for "Stadium via I-95" (DO NOT take turnpike extension -exit 47 Homestead). Get off at Exit 2X (Dan Marino Blvd./199th St.). Proceed off exit and make a right onto Dan Marino Blvd. Enter through Parking Gate 4, which is on the right.

MIAMI AIRPORT TO STADIUM: Take I-95 North to Ives Dairy Road. Proceed west for five miles (name of road changes to 199th Street/Dan Marino Blvd.) and stadium is on right. Enter parking Gate 4.


COVERING THE DOLPHINS

EDWIN POPE HONORED

Long-time Miami Herald columnist Edwin Pope received one of the highest honors in his profession in June, 2002 when the Professional Football Writers of America (PFWA) voted him the winner of the Dick McCann Award, which recognizes an NFL writer for a long and distinguished career in covering pro football. He was presented with the award as part of this year's Hall of Fame enshrinement celebration. All of the recipients of the McCann Award also are acknowledged in an exhibit in the Pro Football Hall of Fame in Canton, Ohio.

Pope, who began working for the Miami Herald in 1956, has covered the Dolphins since the team's inception in 1966. During Pope's illustrious career, he has covered all 36 Super Bowls, one of only a handful of NFL writers to achieve that feat. He has been bestowed numerous awards for his writing, including the 1987 Red Smith Memorial Award. In addition, he has been enshrined into the College Football Hall of Fame, the Florida Sports Hall of Fame and the National Sportscasters and Sportswriters Hall of Fame.

The Miami Dolphins would like to congratulate Pope on this prestigious and well-deserved award.



ALL TELEPHONE NUMBERS ARE AREA CODE 305 UNLESS OTHERWISE NOTED

WRITERS REGULARLY ASSIGNED TO CLUB

ETHAN SKOLNICK, Miami Herald (AM), One Herald Plaza (33132-1693), 376-3675.

JASON COLE, Miami Herald (AM), One Herald Plaza (33132-1693), 376-3675.

ALEX MARVEZ, South Florida Sun-Sentinel (AM), 200 E. Las Olas Blvd, Fort Lauderdale (33301-2293), 954/356-4635.

CHRIS PERKINS, South Florida Sun-Sentinel (AM), 200 E. Las Olas Blvd, Fort Lauderdale (33301-2293), 954/356-4635.

TODD ARCHER, Palm Beach Post (AM) and Evening Times (PM), 2751 South Dixie Highway, West Palm Beach (33405), 561/820-4440.

CRAIG DOLCH, Palm Beach Post (AM) and Evening Times (PM), 2751 South Dixie Highway, West Palm Beach (33405), 561/820-4440.

CARL KOTALA, Florida Today (AM), One Gannett Plaza, Melbourne (32940), 321/242-3694.

GLENN MILLER, Fort Myers News Press (AM), P.O. Box 10, Fort Myers (33902), 941/656-0207.

NEWS ORGANIZATIONS

MIAMI HERALD (AM), One Herald Plaza (33132-1693), 376-3500. S.E./Columnist-Edwin Pope, Exec. S.E.-Richard Bush, Columnist-Dan LeBatard, Greg Cote, Jeff Miller, Clark Spencer, Bob Emanuel Jr., Juan Rodriguez, TV Sports-Barry Jackson.

FORT LAUDERDALE SUN-SENTINEL (AM), 200 E. Las Olas Blvd., Fort Lauderdale (33301-2293), 954/356-4647 (Miami Telephone 947-2632). Exec. S.E.-Fred Turner, Columnist-Dave Hyde, Charles Bricker, Craig Barnes, Sports Business-Sarah Talalay, TV Sports-Jim Sami.

PALM BEACH POST (AM) and EVENING TIMES (PM), 2751 South Dixie Highway, West Palm Beach (33405), 561/820-4440 (Miami Telephone: 949-8131). Exec. S.E.-Tim Burke, Columnist-Dave George, Greg Stoda, Karen Crouse, Charles Elmore.

EL HERALD (AM), One Herald Plaza (33132-1693). S.E.-Jorge Ebro.
FLORIDA TODAY (AM), One Gannett Plaza, Melbourne (32940), 321/242-3792. S.E.-Jeff D'Alessio.
FORT MYERS NEWS PRESS (AM), P.O. Box 10, Fort Myers (33902), 941/335-0358. Exec. S.E.-Tom Hayden,
ASSOCIATED PRESS, 9100 N.W. 36th Street (33178), 594-5825. Steve Wine, Mark Long, Freida Frisaro,
 Adam Yeomans, Fred Goodall 813/223-3270.
UNITED PRESS INTERNATIONAL, 800 Douglas Road, Suite 565, Coral Gables (33134), 445-1750. Les Kjos.
BOCA RATON NEWS (AM), P.O. Box 580, Boca Raton (33429), 561/338-4950 (Miami Telephone: 944-0397).
 Vin Mannix, Rick Mewhirter.
DOLPHIN DIGEST (Weekly), P.O. Box 6600, (33252), 594-0508. Editor-Andy Cohen, Tom Curtis, Alain
 Poupart.

FLAGSHIP RADIO STATIONS

WQAM Radio (560 AM), 20295 N.W. 2nd Ave. (33169), 653-6796. Howard David, Jim Mandich, Kim
 Bokamper, Hank Goldberg, Joe Rose, Steve Goldstein, Orlando Alzugaray.
Radio Unica (1210 AM), 8400 N.W. 52nd St., Suite 101 (33166), 463-5000.

TELEVISION STATIONS

WFOR-TV (CBS, Channel 4), 8900 N.W. 18th Terrace (33172) 639-4516. Jim Berry, Kim Bokamper, Jill Martin,
 Leo Gomez, Alex Hernandez, Alex Sarragua.
WTVJ-TV (NBC, Channel 6), 15000 S.W. 27th St., Miramar (33027), 954/622-6350. Exec. Sports Prod.-Mike
 Jenkins, Joe Rose, Guy Rawlings, Bernie Rosen, Jeff Tavss, Alex Suarez, Chris Clark.
WPLG-TV (ABC, Channel 10), 3900 Biscayne Boulevard (33137), 325-2485. Sports Dir.-Jimmy Cefalo, Frank
 Forte, Will Manso, Jim Mandich, Steve Zager, Henry Amor, Howard Bloom.
WSVN-TV (Fox, Channel 7), 1401 79 Street Causeway (33141), 795-2719. Ducis Rodgers, Mike DiPasquale,
 Steve Shapiro, Jim Goodman, Wayne Rundell, Dave Kobert.
WLTU-TV (Spanish, Channel 23), 9405 N.W. 41st St. (33178), 471-4362. Manny Delafe, Ricardo Celis.
WSTV-TV (Spanish, Channel 51), 2340 W. 8th Ave., Hialeah (33010), 889-7676. Raul Striker, Camilo Zas.
WPTV-TV (NBC, Channel 5), 1100 Banyan Blvd., West Palm Beach (33401), 561/653-5730. (Miami Telephone:
 949-0789). Sports Dir.-Dan Hellie, John Clark, Jeff Camosci.
WPEC-TV (CBS, Channel 12), 1100 Fairfield Drive, West Palm Beach (33407), 561/844-1212. (Miami
 Telephone: 944-5060). Pat Murphy, Ed David.
WPBF-TV (ABC Channel 25), 3970 RCA Blvd., Suite 7007, Palm Beach Gardens (33410), 561/694-2525.
 Vince Kelly, Peter Dobens, Jim Abath.
SUNSHINE TELEVISION, 390 N. Orange Ave., Suite 275, Orlando (32801), 407/648-1150. James Bates, Jason
 Alpert, Dave Lamont, Paul Kennedy, Craig Rothberg, Ned Tate.

RADIO STATIONS

WIOD Radio (610 AM)/**WINZ** Radio (940 AM), 7601 Riviera Blvd., Miramar (33023), 866/610-6397. Jason
 Solodkin, Dave Lamont, Scott Tovin.
WQBA Radio (1140 AM), 800 Douglas Rd., Annex Building, Coral Gables (33145). 441-1140. Chuny Montaner,
 Armando Fernandez Lima.
WSBR Radio (740 AM), 5700 N. Federal Highway, Boca Raton (33468), 561/997-0074.
WJNO Radio (1230AM), P.O. Box 189, West Palm Beach (33412), 561/838-4300. Luis Hernandez.

MEDIA WEB SITE

New this year is the Dolphins' Media-Specific Web Site, located at www.media.miamidolphins.com.
 Through this site, accredited media ONLY will be able to download feature news-clip files of current
 and former Dolphin player and coaches, gamebooks from past Dolphin games, transcripts from
 press conferences and much more. In addition, hundreds of photographs are available on the site
 for publication purposes. This site can be used 24 hours a day via your home, office or lap top
 computer. For more information on how to access this web site, contact the Dolphins at
media@miamidolphins.com.

MEDICAL GLOSSARY

AC Joint – Acromioclavicular joint; joint of the shoulder where acromion process of the scapula and the distal
 end of the clavicle meet; most shoulder separations occur at this point.

Abduct – Movement of any extremity away from the midline of the body. This action is achieved by an abductor
 muscle.

Abrasion – Any injury which rubs off the surface of the skin.

Abscess – An infection which produces pus; can be the result of a blister, callus, penetrating wound or laceration.

Adduct – Movement of an extremity toward the midline of the body. This action is achieved by an adductor muscle.

Achilles' Tendon – The tendon at the back of the heel.

Adhesion – Abnormal adherence of collagen fibers to surrounding structures during immobilization following trauma or as a complication of surgery which restricts normal elasticity of the structures involved.

Aerobic – Exercise in which energy needed is supplied by oxygen inspired and is required for sustained periods of vigorous exercise with a continually high pulse rate.

Anabolic Steroids – Steroids that promote tissue growth by creating protein in an attempt to enhance muscle growth. The main anabolic steroid is testosterone (male sex hormone).

Anaerobic – Exercise without use of oxygen as an energy source; short bursts of vigorous exercises.

Anaphylactic Shock – Shock that is caused by an allergic reaction.

Anterior Compartment Syndrome – Condition in which swelling within the anterior compartment of the lower leg jeopardizes the viability of muscles, nerves and arteries that serve the foot. In severe cases, emergency surgery is necessary to relieve the swelling and pressure.

Anterior Cruciate Ligament (ACL) – A primary stabilizing ligament within the center of the knee joint that prevents hyperextension and excessive rotation of the joint. A complete tear of the ACL necessitating reconstruction could require up to 12 months of rehabilitation.

Anterior Talofibular Ligament – A ligament of the ankle that connects the fibula (lateral ankle bone) to the talus. This ligament is oft times subject to sprain.

Anti-Inflammatory – Any agent which prevents inflammation, such as aspirin or ibuprofen.

Anteriogram – A film demonstrating arteries after injection of a dye.

Arthrogram – X-ray technique for joints using air and/or dye injected into the affected area; useful in diagnosing meniscus tears of the knee and rotator cuff tears of the shoulder.

Arthroscope – An instrument used to visualize the interior of a joint cavity.

Arthroscopy – A surgical examination of the internal structures of a joint by means for viewing through an arthroscope. An arthroscopic procedure can be used to remove or repair damaged tissue or as a diagnostic procedure in order to inspect the extent of any damage or confirm a diagnosis.

Articular Cartilage – Cartilage lining the opposing surfaces of bones.

Aspiration – The withdrawal of fluid from a body cavity by means of a suction or siphonage apparatus, such as a syringe.

Atrophy – To shrivel or shrink from disuse, as in muscular atrophy.

Avascular Necrosis – Death of a part due to lack of circulation.

Avulsion – The tearing away, forcibly, of a part or structure.

Baker's Cyst – Localized swelling of a bursa sac in the posterior knee as a result of fluid that has escaped from the knee capsule. A Baker's cyst indicates that there is a trauma inside the knee joint that leads to excessive fluid production.

Bone Scan – An imaging procedure in which a radioactive-labeled substance is injected into the body to determine the status of a bony injury. If the radioactive substance is taken up the bone at the injury site, the injury will show as a "hot spot" on the scan image. The bone scan is particularly useful in the diagnosis of stress fractures.

Brachial Plexus – Network of nerves originating from the cervical vertebrae and running down to the shoulder, arm, hand, and fingers.

Bruise – A discoloration of the skin due to an extravasation of blood into the underlying tissues.

Burner – Common term for brachial plexus trauma in the neck. Usually results in burning or tingling sensation into the shoulder or arm when the neck is forced beyond the normal range of motion.

Bursa – A fluid-filled sac that is located in areas where friction is likely to occur, then minimizes the friction; for example between a tendon and bone.

Capsule – An enclosing structure which surrounds the joint and contains ligaments which stabilize that joint.

Cartilage – Smooth, slippery substance preventing two ends of bones from rubbing together and grating.

CAT Scan – Use of a computer to produce a cross sectional view of the anatomical part being investigated from X-ray data.

Cellulitis – Inflammation of cellular or connective tissue.

Cervical Vertebrae – Group of seven vertebrae located in the neck.

Charley Horse – A contusion or bruise to any muscle resulting in intramuscular bleeding. No other injury should be called a charley horse.

Chondral Fracture – Fracture to the chondral (cartilaginous) surfaces of bone.

Chondromalacia – A roughening of the cartilage surface. Best known for the roughening of the underside of the kneecap.

Clavical – The collar bone; the bone connecting the breastbone with the shoulder blade.

Colles' Fracture – A fracture of the distal end of the radius with the lower end being displaced backward.

Concentric Muscle Contraction – A shortening of the muscle as it develops tension and contracts to move a resistance.

Concussion – Jarring injury of the brain resulting in dysfunction. It can be graded as mild, moderate or severe depending on loss of consciousness, amnesia and loss of equilibrium.

Contusion – An injury to a muscle and tissues caused by a blow from a blunt object.

Cortical Steroids – Used to suppress joint inflammation.

Cortisone – An anti-inflammatory medication.

Costochondral – Cartilage that separates the bones within the rib cage.

Cryokinetics – Treatment with cold and movement.

Cryotherapy – A treatment with the use of cold.

Cyst – Abnormal sac containing liquid or semi-solid matter.

Debridement – The removal of foreign material and dead or damaged tissue.

Degenerative Joint Disease – Changes in the joint surfaces as a result of repetitive trauma.

Deltoid Ligament – Ligament that connects the tibia to bones of the medial aspect of the foot and is primarily responsible for stability of the ankle on the medial side. Is sprained less frequently than other ankle ligaments.

Deltoid Muscle – Muscles at top of the arm, just below the shoulder, responsible for shoulder motions to the front, side and back.

Disc, Intervertebral – A flat, rounded plate between each vertebrae of the spine. The disc consists of a thick fiber ring which surrounds a soft gel-like interior. It functions as a cushion and shock absorber for the spinal column.

Dislocation – Complete displacement of joint surfaces.

Eccentric Muscle Contraction – An overall lengthening of the muscle as it develops tension and contracts to control motion performed by an outside force; oft times referred to a "negative" contraction in weight training.

Eccymosis – Bleeding into the surface tissue below the skin, resulting in a "black and blue" effect.

Edema – Accumulation of fluid in organs and tissues of the body; swelling.

Effusion – Accumulation of fluid, in various spaces in the body, or the knee itself. Commonly, the knee has an effusion after an injury.

Electrical Galvanic Stimulation (EGS) – An electrical therapeutic modality that sends a current to the body at select voltages and frequencies in order to stimulate pain receptors, disperse edema, or neutralize muscle spasms among other functional applications.

Electromyogram (EMG) – Test to determine nerve function.

Epicondylitis – Inflammation in the elbow due to overuse.

Ethyl Chloride – "Cold spray," a chemical coolant sprayed onto an injury site to produce a local, mild anesthesia.

Fascia – A connective tissue sheath consisting of fibrous tissue and fat which unites the skin to the underlying tissues.

Fat Percentage – The amount of body weight that is adipose, fat tissue. Fat percentages can be calculated by underwater weighing, measuring select skinfold thickness, or by analyzing electrical impedance.

Femur – Thigh bone; longest bone in the body.

Fibula – Smaller of the two bones in the lower leg; runs from knee to the ankle along the outside of the lower leg.

Flexibility – The ability of muscle to relax and yield to stretch forces.

Flexibility Exercise – General term used to describe exercise performed by a player to passively or actively elongate soft tissue without the assistance of an athletic trainer.

Fracture – Breach in continuity of a bone. Types of fractures include simple, compound, comminuted, greenstick, incomplete, impacted, longitudinal, oblique, stress, or transverse.

Gamekeeper's Thumb – Tear of the ulnar collateral ligament of the metacarpophalangeal joint of the thumb.

Glycogen – Form in which foods are stored in the body as energy.

Grade One Injury – A mild injury in which ligament, tendon, or other musculoskeletal tissue may have been stretched or contused, but not torn or otherwise disrupted.

Grade Two Injury – A moderate injury when musculoskeletal tissue has been partially, but not totally, torn which causes appreciable limitation in function of the injured tissue.

Grade Three Injury – A severe injury in which tissue has been significantly, and in some cases totally, torn or otherwise disrupted causing a virtual total loss of function.

Hamstring – Category of muscle that runs from the buttocks to the knee along the back of the thigh. It functions to flex the knee, and is oft times injured as a result of improper conditioning or lack of muscle flexibility.

Heat Cramps – Painful muscle spasms of the arms or legs caused by excessive body heat and depletion of fluids and electrolytes.

Heat Exhaustion – Mild form of shock due to dehydration because of excessive sweating when exposed to heat and humidity.

Heat Stroke – Condition of rapidly rising internal body temperature that overwhelms the body's mechanisms for release of heat and could result in death if not cared for appropriately.

Heel Cup – Orthotic device that is inserted into the shoe and worn under the heel to give support to the Achilles tendon and help absorb impacts at the heel.

Hematoma – Tumor-like mass produced by an accumulation of coagulated blood in a cavity.

Hip Pointer – Contusion to the iliac crest.

Hot Pack – Chemical pack that rests in water, approximately 160 degrees, and retains its heat for 15-20 minutes when placed in a towel for general therapeutic application.

Humerus – Bone of the upper arm that runs from the shoulder to the elbow.

Hydrotherapy – Treatment using water.

Hyperextension – Extreme extension of a limb or body part.

Iliotibial Band – A thick, wide fascial layer that runs from the iliac crest to the knee joint and is occasionally inflamed as a result of excessive running.

Impingement Syndrome – Pinching together of the supraspinatus muscle and other soft tissue in the shoulder, which is common in throwing.

Inflammation – The body's natural response to injury in which the injury site might display various degrees of pain, sweating, heat, redness, and/or loss of function.

Internal Rotation – Rotation of a joint or extremity medially, to the inside.

Lateral Collateral Ligament (LCL) – Ligament of knee attaching lateral femoral condyle to the fibula head. It provides lateral stability to the knee.

Lesion – Wound, injury or tumor.

Ligament – Band of fibrous tissue that connects bone to bone or bone to cartilage and supports and strengthens joints.

Lumbar Vertebrae – Five vertebrae of the lower back that articulate with the sacrum to form the lumbosacral joint.

Malleolus – Rounded projection on either side of the ankle joint.

Magnetic Resonance Imaging (MRI) – Imaging procedure in which a radio frequency pulse causes certain electrical elements of the injured tissue to react to this pulse and through this process a computer display and permanent film establish a visual image. MRI does not require radiation and is very useful in the diagnosis of soft tissue, disc, and meniscus injuries.

Medial Collateral Ligament (MCL) – Ligament of knee attaching to medial femoral condyle and to medial tibia. It provides medial stability to the knee.

Medial Retinaculum – The band of connective tissue that attaches to the medial structures of the knee joint, including the patella and patellar tendon.

Meniscectomy – An intra-articular surgical procedure of the knee by which all or part of the damaged meniscus is removed.

Meniscus – Crescent shaped cartilage, usually pertaining to the knee joint; also known as "cartilage." There are two menisci in the knee, medial and lateral. These work to absorb weight within the knee and provide stability.

Metacarpals – Five long bones of the hand, running from the wrist to the fingers.

Metatarsals – Five long bones of the foot, running from the ankle to the toes.

Myositis – Inflammation of a muscle.

Necrotic – Relating to death of a portion of tissue.

Neoprene – Lightweight rubber used in joint and muscle sleeves designed to provide support and/or insulation and heat retention to the area.

Neuritis – Inflammation of a nerve.

Orthotic – Any device applied to or around the body in the care of physical impairment or disability, commonly used to control foot mechanics.

Parasthesia – Sensation of numbness or tingling, indicating nerve irritation.

Patella – The kneecap. The patella functions to protect the distal end of the femur as well as increase the mechanical advantage and force generating capacities of the quadriceps muscle group.

Patella Tendinitis – Inflammation of the patella ligament; also known as "jumpers knee."

Patellar Femoral Joint – Articulation of the kneecap and femur. Inflammation of this joint can occur through: 1) acute injury to the patella, 2) overuse from excessive running particularly if there is an associated knee weakness, 3) chronic wear and tear of the knee, 4) as a result of poor foot mechanics. Patellofemoral irritation can lead to chondromalacia, which in its most chronic condition, could require surgery.

Peroneal Muscles – Group of muscles of the lateral lower leg that are responsible for everting the knee. Tendons of these three muscles are vital to the stability of the ankle and foot.

Phalanx – Any bone of the fingers or toes; plural is phalanges.

Phlebitis – Inflammation of a vein.

Plantar – Pertaining to the sole of the foot.

Plantar Fascia – The tight band of muscle beneath the arch of the foot.

Plica – Fold of tissue in the joint capsule and a common result of knee injury.

Pneumothorax – A collection of air or gas that enters the cavity surrounding the lungs as a result of a perforation through the chest wall or the cavity wall.

Posterior Cruciate Ligament (PCL) – A primary stabilizing ligament of the knee that provides significant stability and prevents displacement of the tibia backward within the knee joint. A complete tear of this ligament necessitating reconstruction could require up to 12 months of rehabilitation.

Quadricep Muscles "Quads" – A group of four muscles of the front thigh that run from the hip and form a common tendon at the patella; they are responsible for knee extension.

Radiography – Taking of X-rays.

Radius – Forearm bone on the thumb side.

Reconstruction – Surgical rebuilding of a joint using natural, artificial or transplanted materials.

Referred Pain – Pain felt in an undamaged area of body away from the actual injury.

Retraction – The moving of tissue to expose a part or structure of the body.

Rotator Cuff – Comprised of four muscles in the shoulder area that can be irritated by overuse. The muscles are the supraspinatus (most commonly injured), infra-spinatus, teres minor, and subscapularis.

Rotator Cuff Impingement Syndrome – A microtrauma or overuse injury caused by stress, and the four stages are: 1) Tendinitis with temporary thickening of the bursa and rotator cuff; 2) Fiber dissociation in the tendon with permanent thickening of the bursa and scar formation; 3) A partial rotator cuff tear of less than 1 cm.; and 4) A complete tear of 1 cm. or more.

Sacrum – Group of five fused vertebrae located just below the lumbar vertebrae of the low back.

Scapula – Shoulder blade.

Sciatica – Irritation of the sciatic nerve resulting in pain or tingling running down the inside of the leg.

Sciatic Nerve – Major nerve that carries impulses for muscular action and sensations between the low back and thigh and lower leg; it is the longest nerve in the body.

Shin Splint – A catch-all syndrome describing pain in the shin that is not a fracture or tumor and cannot be defined otherwise.

Sorbothane – An energy absorbing polyurethane utilized in some foot orthotics to absorb shock forces of the foot.

Spasm (Theory) – Muscle soreness induced by exercise; is the result of reduced muscle blood flow, which results in pain.

Spleen – Large, solid organ responsible for the normal production and destruction of blood cells.

Spondylitis – Inflammation of one or more vertebrae.

Spondylolisthesis – Forward displacement of one vertebrae over another below it due to a developmental defect in the vertebrae.

Spondylosis – Abnormal vertebral fixation or immobility.

Sprain – Injury resulting from a stretch or twist of the joint and causes various degrees of stretch or tear of a ligament or other soft tissue at the joint.

Sternum – The breast bone.

Steroids – Any one of a large number of hormone-like substances. See Anabolic steroids and cortical steroids.

Stinger – Common term for plexus trauma in the neck.

Strain – Injury resulting from a pull or torsion to the muscle or tendon that causes various degrees of stretch or tear to the muscle or tendon tissue.

Stress Fracture – A hair-line type of break in a bone caused by overuse.

Stress X-ray – A continual X-ray taken when a portion of the body is stressed to its maximum in order to determine joint stability. This is a test utilized in some ankle injuries.

Stretching – Any therapeutic maneuver designed to elongate shortened soft tissue structures and thereby increase flexibility.

Subluxation – Partial dislocation of a joint. The term usually implies that the joint can return to its normal position without formal reduction.

Talus – The ankle bone that articulates with the tibia and fibula to form the ankle joint.

Target Heart Rate – A pre-determined pulse to be obtained during exercise when circulation is working at full efficient capacities.

Tarsals – Group of seven bones of the foot consisting of the calcaneus, talus, cuboid and three cuneiform bones.

Temporomandibular Joint (TMJ) – The articulation of the jaw and skull; considered by some to be vital in resolution of injuries throughout the body.

Tendinitis – Inflammation of the tendon and/or tendon sheath, caused by chronic overuse or sudden injury.

Tendon – Tissue that connects muscle to bone.

Tennis Elbow – General term for lateral elbow pain.

Thoracic – Group of twelve vertebrae located in the thorax and articulate with the twelve ribs.

Thoracic Outlet Compression Syndrome – A neuro-vascular disorder of the upper extremity common in throwing.

Tibia – Larger of the two bones of the lower leg and is the weight-bearing bone of the shin.

Tomograph – A special type of X-ray apparatus that demonstrates an organ or tissue at a particular depth.

Trachea – The windpipe.

Transcutaneous Electrical Nerve Stimulator (TENS) – An electrical modality that sends a mild current through pads at the injury site which stimulates the brain to release the natural analgesic, endorphin.

Transverse Process – Small lateral projection off the right side and left side of each vertebrae that functions as an attachment site for muscles and ligaments of the spine.

Trapezius – Flat triangular muscle covering the posterior surface of the neck and shoulder.

Triceps – Muscle of the back of the upper arm, primarily responsible for extending the elbow.

Turf Toe – Sprain of the metatarsophalangeal (MTP) joint of the great toe.

Ulna – Forearm bone that runs from the tip of the elbow to the little finger side of the wrist.

Ulnar Nerve – Nerve in elbow commonly irritated from excessive throwing.

Ultrasound – An electrical modality that transmits a sound wave through an applicator into the skin to the soft tissue in order to heat the local area for relaxing the injured tissue and/or disperse edema.

Valgus – Angulation outward and away from the midline of the body.

Varus – Angulation inward and toward the midline of the body.

Vasoconstriction – Decrease of local blood flow.

Vasodilation – Increase of local blood flow.

"Wind Knocked Out" – Syndrome describing a contraction of the abdominal nerve trunk, the solar plexus, as a result of an abdominal contusion.

Wrist – The junction between the two forearm bones (radius and ulna) and the eight wrist bones (trapezium, trapezoid, capitate, hamate, pisiform, triquetrum, lunate and scaphoid).

Zygoma – The cheekbone.

AOL 7.0

*Now, simply the best
online experience ever!*

NEW in 7.0:

- ✓ Now, your favorite music when you want it with Radio@AOL.
- ✓ Now, your local news, weather, entertainment, movie show times and more.

As Always:

- ✓ Your security and privacy are protected on AOL.
- ✓ FREE customer service 24-hours a day, on the phone or online.
- ✓ Parental Controls help safeguard your kids online.
- ✓ There's never been a better time to join!



**Call 1-800-4-ONLINE today for FREE AOL 7.0
software and 1000 hours to try it out! for 45 days**



So easy to use,
no wonder it's #1

1000 HOUR FREE TRIAL MUST BE USED WITHIN 45 DAYS OF INITIAL SIGN-ON TO AVOID BEING CHARGED FUTURE AOL FEES. SIMPLY CANCEL BEFORE TRIAL PERIOD ENDS. Avail. to new members in the U.S. age 18+; a major credit card or checking acct. is required. Premium services carry surcharges and communication surcharges may apply in certain areas, even during trial time. Members may incur phone charges on their phone bills, depending on their calling plan and location, even during trial time. America Online, AOL and the Triangle Logo are registered service marks of America Online, Inc. ©2002 America Online, Inc. All rights reserved.

FIRST in MIAMI DOLPHINS Programming!



Dolphins Magazine

***Dave Wannstedt's Monday Afternoon
Press Conferences***

Dave Wannstedt Coaches Show

***Features during Sunshine Network Live
and Florida Sports News***

Daily Notebook on sunshinenetwork.com

***Plus Year-round Specials and Statewide
Replay of select Preseason games***



1st in Florida Sports
www.sunshinenetwork.com

FLORIDA GATORS

FLORIDA STATE SEMINOLES

ORLANDO MAGIC

MIAMI HEAT

TAMPA BAY LIGHTNING

JACKSONVILLE JAGUARS

TAMPA BAY BUCCANEERS

MIAMI DOLPHINS